

Cluster algorithms for frustrated two dimensional Ising antiferromagnets via dual worm constructions

Geet Rakala and Kedar Damle

Tata Institute of Fundamental Research, 1 Homi Bhabha Road, Mumbai 400005, India

We report on the development of two dual worm constructions that lead to cluster algorithms for efficient and ergodic Monte Carlo simulations of frustrated Ising models with arbitrary two-spin interactions that extend up to third-neighbours on the triangular lattice. One of these algorithms generalizes readily to other frustrated systems, such as Ising antiferromagnets on the Kagome lattice with further neighbour couplings. We characterize the performance of both these algorithms in a challenging regime with power-law correlations at finite wavevector.

PACS numbers: 75.10.Jm

I. INTRODUCTION

Ising models of ferromagnetism, with “spins” σ that take on two values ± 1 , provide simple examples of systems which undergo a continuous phase transition from a high temperature disordered state to a low temperature state which spontaneously breaks the global symmetry $\sigma \rightarrow -\sigma$. The vicinity of this continuous transition poses a challenge to Monte Carlo methods that rely on local updates. In this critical regime, the spin correlation length becomes very large, and local updates are unable to significantly change the state of the system. In such ferromagnetic Ising models, this “critical slowing-down” of local updates can be combated using the well-known Wolff or Swendsen-Wang cluster algorithms.^{1–3}

When the interactions between the spins are antiferromagnetic and the underlying lattice non-bipartite, the geometry of the lattice causes these antiferromagnetic interactions to compete with each other. This “geometric frustration” is often associated with a macroscopic degeneracy of minimum exchange-energy configurations. This can lead to interesting liquid-like phases at intermediate temperatures. Subleading further-neighbour interactions can destabilize this liquid to produce complex patterns of low temperature order. The standard Wolff construction typically fails to yield a satisfactory cluster algorithm in the low temperature regime of interest in such frustrated systems, a result that can be understood in terms of the percolation properties of the Wolff clusters.⁴ Generalizations^{5–9} of the Wolff cluster construction procedure, which build clusters by defining a percolation process involving larger units of the lattice (typically, the elementary plaquettes of the lattice), have also been explored with some success for the fully frustrated Ising model with nearest-neighbour antiferromagnetic exchange on square and triangular lattices.

In ferromagnetic models, a “dual worm” approach has also been used as an alternative to the standard Wolff cluster construction.¹⁰ This approach uses a worm construction to effect a nonlocal update in the bond-energies along a closed loop. When transformed back to spin variables, this dual worm construction yields a proce-

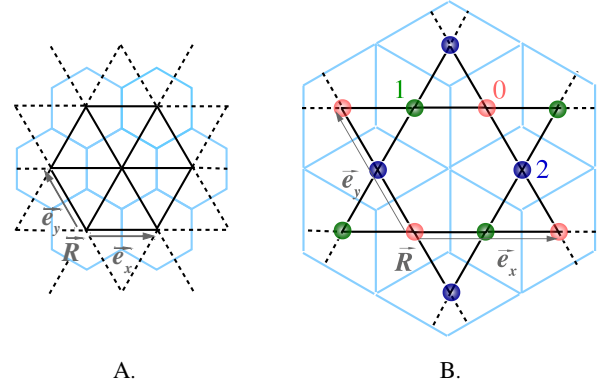


FIG. 1: A) The triangular lattice is shown in black and its dual honeycomb lattice is shown in blue. B) The Kagome lattice is shown in black and its dual dice lattice is shown in blue. Basis sites and Bravais lattice translation vectors are also marked as appropriate.

cedure for constructing a spin cluster which can be flipped with probability one. Recently, such a dual worm algorithm has also been formulated for some frustrated systems.¹¹ These generalizations feature a nonzero rejection rate that is required in order to preserve detailed balance.

Here, we introduce two new cluster algorithms for frustrated triangular lattice Ising models with arbitrary two-spin couplings that extend up to next-next-nearest neighbours. Both algorithms use the dual worm framework of Ref. 10. At the heart of these two algorithms are two new worm construction protocols that both preserve detailed balance *without any rejection of completed worms both at $T = 0$ and $T > 0$* . This makes both cluster algorithms very efficient in the entire temperature range of interest in such frustrated magnets.

In the limiting case of $J_1 \rightarrow \infty$, or equivalently, in the $T \rightarrow 0$ limit with $J_1 = 1$ and $J_{2/3} = c_{2/3}T$ (with constant c_2 and c_3), one of these algorithms, which we dub the “DEP” algorithm (since it involves deposition, evaporation, and pivoting of dual dimer variables), reduces to a previously-used^{12–15} honeycomb lattice implemen-

tation of the well-known worm algorithm for interacting dimer models¹⁰. In the same limit, our other algorithm, which we dub the “myopic” algorithm since it ignores the environment variables at alternate steps of the worm construction, reduces to the honeycomb lattice implementation of an approach developed previously as an alternative¹⁶ to the standard procedure¹⁷ for constructing worm updates for generalized link-current models.

This myopic algorithm generalizes readily to other frustrated systems, including Kagome lattice Ising antiferromagnets with two-spin couplings again extending up to next-next-nearest neighbours. In the limiting case of $J_1 \rightarrow \infty$ on the Kagome lattice (equivalently, in the $T \rightarrow 0$ limit with $J_1 = 1$ and $J_{2/3} = c_{2/3}T$ with constant c_2 and c_3), this myopic algorithm reduces to an approach used in previous work to simulate an interacting dimer model on the dice lattice.^{14,18}

In this paper, we present a detailed characterization of both these cluster algorithms in the low temperature power-law ordered intermediate state associated with the two-step thermal melting of three-sublattice order in such triangular lattice Ising models. Similar results are also obtained in the Kagome lattice case with the myopic algorithm. We demonstrate that both cluster algorithms have a significantly smaller dynamical exponent z compared to that of the standard Metropolis algorithm. Interestingly, we also find that the dependence of the dynamical exponent on the equilibrium anomalous dimension η is quasi-universal in a sense that we attempt to make precise in this work. The rest of this paper is organized as follows: In Section II, we introduce the Ising models of interest to us and summarize the basic physics of three-sublattice ordering in such triangular lattice antiferromagnets. In Section III, we provide a detailed description of the two cluster algorithms developed here, and present benchmarks establishing the correctness of the procedures used. In Section IV, we provide a characterization of the performance of our cluster algorithms, and compare this performance to that of the standard Metropolis algorithm. We conclude in Section V with a brief discussion.

II. MODELS

Ising antiferromagnets^{19–21} on frustrated lattices such as the triangular and the Kagome lattice provide paradigmatic examples of the effects of geometric frustration in low dimensional magnets. In such systems, the behaviour at low temperature is governed by the interplay between the macroscopic degeneracy of configurations that minimize the nearest-neighbour antiferromagnetic exchange energy, and subleading energetic preferences imposed by weaker further-neighbour interactions. The classical Hamiltonian for these model systems on the

triangular and Kagome lattices may be written as

$$H = J_1 \sum_{\langle RR' \rangle} \sigma_R \sigma_{R'} + J_2 \sum_{\langle\langle RR' \rangle\rangle} \sigma_R \sigma_{R'} + J_3 \sum_{\langle\langle\langle RR' \rangle\rangle\rangle} \sigma_R \sigma_{R'} , \quad (1)$$

where $\langle RR' \rangle$, $\langle\langle RR' \rangle\rangle$, and $\langle\langle\langle RR' \rangle\rangle\rangle$ denote nearest neighbour, next-nearest neighbour, and next-next-nearest neighbour links of the lattice in question, and $\sigma_R = \pm 1$ are the Ising spins at sites R of this lattice. In our convention, $J_{1/2/3} > 0$ corresponds to an antiferromagnetic coupling, while $J_{1/2/3} < 0$ corresponds to a ferromagnetic coupling. In the rest of this paper, J_1 is assumed positive and equal to 1.

When $J_2 = J_3 = 0$, the nearest-neighbour model does not order on either lattice even in the zero temperature limit, providing an example of a classical spin liquid state. On the triangular lattice, the correlation length grows exponentially with decreasing temperature, reflecting the fact that the $T = 0$ spin-liquid, which involves an average over the ensemble of minimum nearest-neighbour exchange energy states, is characterized by power-law spin correlations at the three-sublattice wavevector \mathbf{Q} .^{19,20} On the Kagome lattice, H with $J_2 = J_3 = 0$ remains a short-range correlated spin liquid all the way down to zero temperature.²¹

When J_2 is negative, such magnets tend to develop three-sublattice spin order at low temperature. In this ordered state, the spins freeze in a pattern that is commensurate with the three-sublattice decomposition of the underlying triangular Bravais lattice. This parameter regime has attracted some interest earlier in the context of spatial ordering of monolayer adsorbate films on substrates with triangular symmetry,^{22–28} and in the context of “artificial spin-ice”, *i.e.* honeycomb networks of micromagnetic wires which can be modeled in terms of the Kagome lattice Ising antiferromagnet with further neighbour couplings.^{29–32} In both these examples, the three-sublattice order is of the *ferrimagnetic* type, *i.e.*, it is accompanied by a small net moment.

As a computationally challenging regime in which to test our algorithms, we focus here on this ferrimagnetic three-sublattice ordered state that is stabilized at low enough temperature by a nonzero ferromagnetic J_2 ($J_2 < 0$) on both lattices^{33–37} (for a simple caricature of this state on both lattices, see Fig. 1 of Ref. 38). On both lattices, there is a large range of parameters for which this three-sublattice order melts in a two-step manner on heating,^{33–37} via an intermediate phase with power-law three-sublattice order corresponding to a temperature dependent power-law exponent $\eta \in (\frac{1}{9}, \frac{1}{4})$. In our work here, we test our algorithms in this extended critical region and extract the values of the dynamical critical exponents that characterize our algorithms. However, we re-emphasize that the algorithms developed here have much wider applicability, and work well for arbitrary values of J_2 and J_3 on both lattices when the nearest-neighbour interaction J_1 is positive.

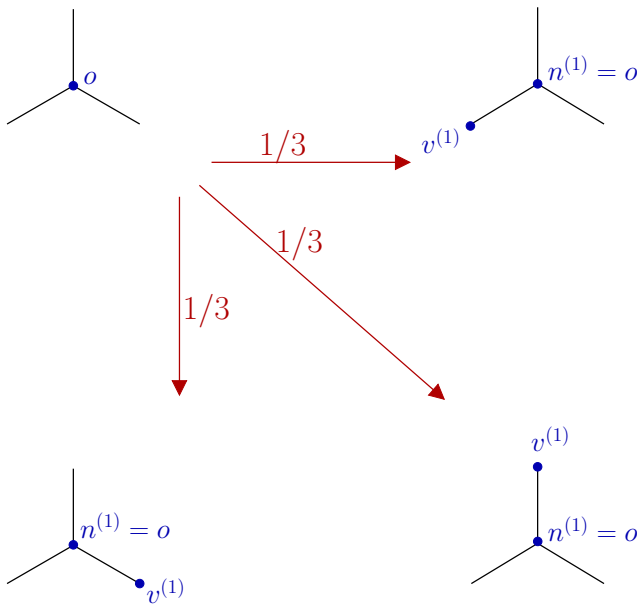


FIG. 2: The first step of the myopic worm construction on the dual honeycomb lattice: A start site o is chosen randomly. The tail of the worm remains static at this start site until the worm construction is complete. In this first step, the head of the worm moves to one of the three neighbours of the start site with probability $1/3$, regardless of the local dimer configuration. The neighbour thus reached is our first vertex site $v^{(1)}$. Viewed from the point of view of this vertex, the start site o is the first entry site $n^{(1)}$.

III. ALGORITHMS

A. Dual Representation and dual worm updates

We begin with a summary of the dual representation of the frustrated Ising antiferromagnet on the triangular lattice: One represents every configuration of the triangular lattice Ising model in terms of configurations of dimers on links of the dual honeycomb lattice, with a dimer placed on every dual link that intersects a *frustrated* nearest neighbour bond of the triangular lattice (Fig. 1). For our purposes here, a frustrated bond of the triangular lattice is one that connects a pair of spins pointing in the same direction. When $J_1 > 0$ (corresponding to the interesting case of frustrated antiferromagnetism), this implies that every *minimally frustrated* spin configuration, which minimizes the nearest-neighbour exchange energy by ensuring that every triangle of the triangular lattice has exactly one frustrated bond, corresponds to a defect-free dimer cover of the dual honeycomb lattice, in which there is exactly one dimer touching each dual site of the honeycomb lattice.

At non-zero temperature, more general configurations also contribute to the partition sum. These have a nonzero density of *defective triangles*, *i.e.* triangles in which all three spins are pointing in the same direction. In dual language, these correspond to honeycomb lattice

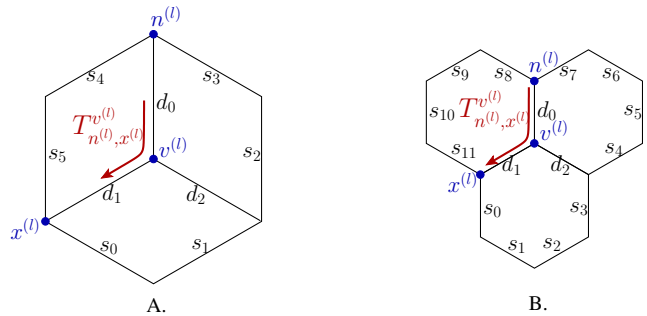


FIG. 3: The probabilistic step of the myopic algorithm: After arriving at the vertex site $v^{(l)}$ from the entry site $n^{(l)}$ we choose to exit via $x^{(l)}$ (which is one of the neighbours of $v^{(l)}$) with probability given by the probability table T . A) When the spin interactions extend upto next-next-nearest neighbours on the Kagome lattice, knowledge of the local dimer configuration consisting of dimer states from s_0 to s_5 and d_0, d_1 and d_2 suffices to compute entries of the table T . B) When the spin interactions extend upto next-next-nearest neighbours on the triangular lattice, knowledge of the local dimer configuration consisting of dimer states from s_0 to s_{11} and d_0, d_1 and d_2 suffices to compute entries of T .

sites with three dimers touching the site. Thus, in dual language, the configuration space at nonzero temperature is that of a generalized honeycomb lattice dimer model, with either one or three dimers touching each dual site. This dimer model inherits boundary conditions from the original spin model: We choose to work with $L_x \times L_y$ samples with periodic boundary conditions on the Ising spins along two principal directions \hat{x} and \hat{y} of the triangular lattice. This translates to global constraints on the dual description which are spelled out in detail when we describe our algorithm.

All of this generalizes readily to the Kagome lattice antiferromagnet. The idea is again to work with the dual representation in terms of a generalized dimer model on the dual lattice. The dual lattice is now the dice lattice, which is a bipartite lattice with one sublattice of three-coordinated sites and a second sublattice of six-coordinated sites (Fig. 1). Every spin configuration on the Kagome lattice corresponds to a dimer configuration on the dice lattice, with either one or three dimers touching the three-coordinated sites, and an even number of dimers touching the six-coordinated sites. As before, a frustrated bond is one that connects a pair of nearest neighbour spins pointing in the same direction, and is represented by a dimer on the dual link that is perpendicular to this bond. Minimally frustrated spin configurations, that minimize the nearest-neighbour exchange energy, now correspond to dimer configurations with exactly one dimer touching each three-coordinated dice lattice site. Periodic boundary conditions of the $L_x \times L_y$ spin system again translate to global constraints (see below).

The dual worm approach,¹⁰ on which both cluster algorithms are based, is rather simple to explain in general

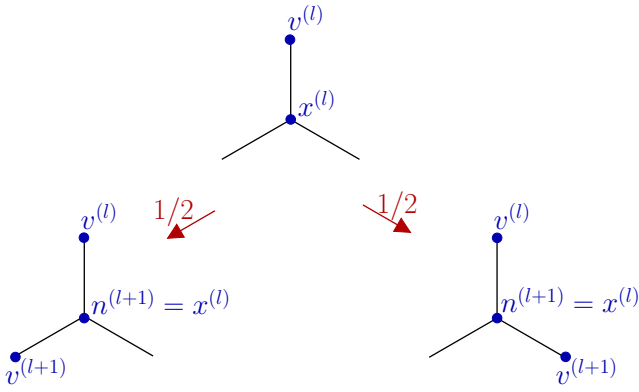


FIG. 4: The *myopic* step of the myopic worm algorithm on the dual honeycomb lattice: After arriving at an exit site $x^{(l)}$ from a vertex site $v^{(l)}$, the next vertex site $v^{(l+1)}$ is chosen to be one of the two *other* neighbours of $x^{(l)}$ with probability $1/2$. Viewed from this new vertex site $v^{(l+1)}$, $x^{(l)}$ becomes the entry site $n^{(l+1)}$.

terms: One first maps the spin configuration of the system to the corresponding dual configuration of dimers. Each dimer configuration is thus assigned a Boltzmann weight of the “parent” spin configuration from which it was obtained. Next, one updates the dual dimer configuration in a way that preserves detailed balance. In this way, one obtains a new dimer configuration, which is then checked to see if it satisfies certain global winding number constraints (spelled out in detail below) that must be obeyed by any dimer configuration that is dual to a spin configuration with periodic boundary conditions. If the global constraints are satisfied, one maps the new dimer configuration back to spin variables, to obtain an updated spin configuration which can differ from the original spin configuration by large nonlocal changes. Since the procedure explicitly satisfies detailed balance, one obtains in this way a valid algorithm for the spin model being studied.

For the triangular lattice Ising antiferromagnet, we have developed two strategies for constructing rejection-free updates of the generalized dimer model on the dual honeycomb lattice. As mentioned in the Introduction, one of these generalizes readily to the generalized dice lattice dimer model which is dual to the frustrated Kagome lattice Ising model, while the other is specific to the generalized honeycomb lattice dimer model.

The strategy that generalizes readily to the dice lattice case is one in which we deliberately *do not* keep track of the local dimer configuration of the dual lattice at alternate steps of the worm construction in order to ensure that detailed balance can be satisfied without any final rejection step. This is similar to the myopic worm construction developed earlier¹⁶ for a general class of link-current models¹⁷, and used successfully on the dice lattice in earlier work on an interacting dimer model for the low temperature properties of certain high-spin Kagome lattice antiferromagnets with strong easy-axis

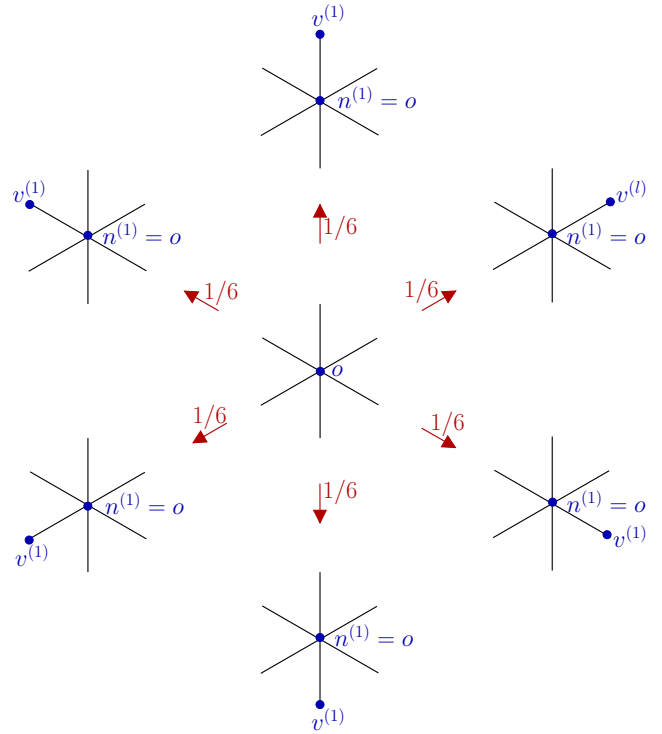


FIG. 5: The first step of the myopic worm construction on the dual dice lattice: A start site o is chosen randomly from one of the six-coordinated sites on the dice lattice. The tail of the worm remains static at this start site until the worm construction is complete. In this first step, the head of the worm moves to one of the six neighbours of the start site with probability $1/6$, regardless of the local dimer configuration. The neighbour thus reached is our first vertex site $v^{(1)}$. Viewed from the point of view of this vertex, the start site o is the first entry site $n^{(1)}$.

anisotropy.¹⁸ Since this strategy involves being deliberately short-sighted at alternate steps of the construction, we dub this the “myopic” worm algorithm. Below we begin with a detailed description of how this works for the generalized dimer models on the honeycomb and dice lattices which are dual to the physics of the frustrated Ising models on the triangular and Kagome lattices.

B. Myopic worm algorithm

On the honeycomb lattice this myopic worm algorithm consists of the following steps: We begin by choosing a random “start site” o on the honeycomb lattice. Regardless of the local dimer configuration in the vicinity of this site, we move from the start site to one of the three neighbouring sites, with probability $1/3$ each (Fig. 2). The neighbouring site reached in this way is our first “vertex site” $v^{(1)}$. In our terminology, we have “entered” this vertex site from the start site o . Therefore, the start site is the “entry site” $n^{(1)}$ for this vertex. Next, we choose one of the neighbours of $v^{(1)}$ as the “exit site” $x^{(1)}$, via

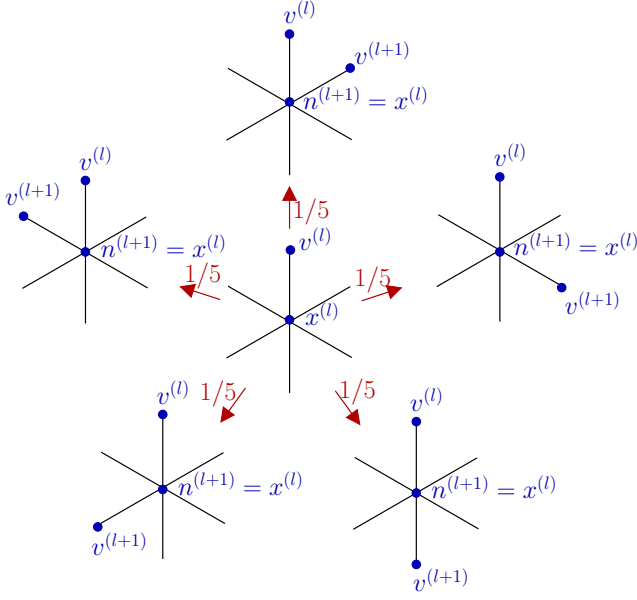


FIG. 6: The *myopic* step of the myopic worm algorithm on the dual dice lattice: After arriving at an exit site $x^{(l)}$ (which, by construction, is always a six-coordinated site) from a vertex site $v^{(l)}$, the next vertex site $v^{(l+1)}$ is chosen to be one of the five *other* neighbours of $x^{(l)}$ with probability $1/5$. Viewed from this new vertex site $v^{(l+1)}$, $x^{(l)}$ becomes the entry site $n^{(l+1)}$.

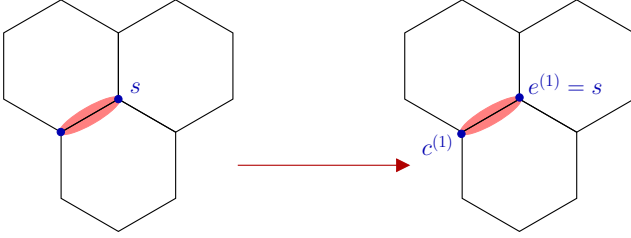


FIG. 7: If the randomly chosen start site s is touched by only one dimer, we move along that dimer to reach a new pivot site $c^{(1)}$ in the first step of the DEP worm construction. The start site s becomes our first entry site $e^{(1)}$.

which we can exit this vertex. When we arrive at vertex site $v^{(1)}$ from entry site $n^{(1)}$, and leave this vertex site via exit site $x^{(1)}$, we flip the dimer state of the dual links $\langle n^{(1)}v^{(1)} \rangle$ and $\langle v^{(1)}x^{(1)} \rangle$. The choice of exit site $x^{(1)}$ via which we exit from a vertex site $v^{(1)}$, given that we arrived at vertex site $v^{(1)}$ from a particular entry site $n^{(1)}$, is probabilistic (Fig. 3), with probabilities specified in a probability table T whose structure we now discuss.

For any vertex site v encountered in our process, these probabilities are given by a probability table T_{nx}^v , where n is the entry site from which we have entered the vertex and x is the exit site we wish to leave from. Entries in this probability table are constrained by the requirement of local detailed balance. In order to state these constraints on T^v in a way that makes subsequent analysis easy, we rewrite this table as a three-by-three matrix M_{ij}^v ($i, j =$

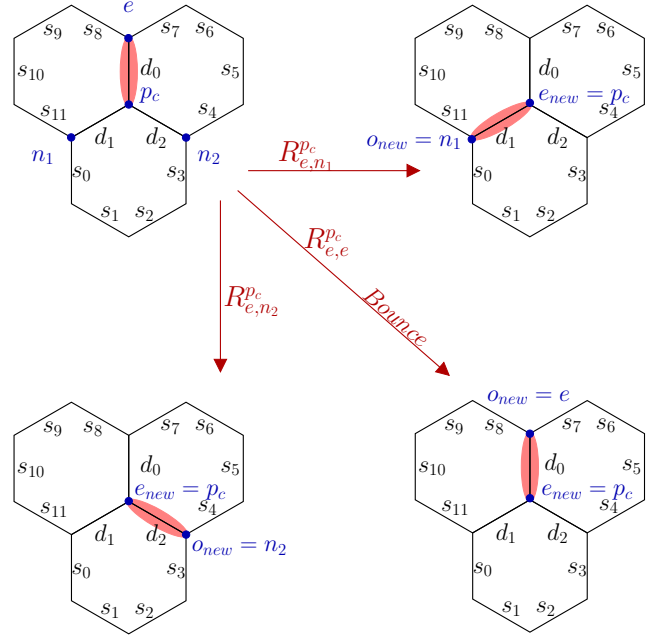


FIG. 8: The pivot step of the DEP worm construction when one arrives at a central pivot site p_c from an entry site e and there is only one dimer touching p_c . We pivot the dimer from the link $\langle p_c e \rangle$ to the link $\langle p_c o_{new} \rangle$ with probabilities determined by the corresponding elements of the probability table R . o_{new} , which is the new overlap site, can either one of the two neighbours n_1 and n_2 of the central pivot site p_c or the entry site e from which we came to p_c . The central pivot site p_c now becomes the new entry site e_{new} from which this new overlap site o_{new} has been reached, and the next step is an overlap step. On the dual honeycomb lattice, knowledge of the local dimer configuration consisting of dimer states from s_0 to s_{11} and d_0 , d_1 and d_2 suffices to calculate R when the interactions extend up to next-next-nearest neighbours on the triangular lattice.

1, 2, 3) by choosing a standard convention to label the three neighbours of v by integers running from one to three. Thus, if n is the i^{th} neighbour of v and x is the j^{th} neighbour of v according to this convention, we write $T_{nx}^v = M_{ij}^v$.

We denote by w_n^v the Boltzmann weight of the dual dimer configuration before we flip the dimer states of dual links $\langle nv \rangle$ and $\langle vx \rangle$. In the same way, w_x^v , for each choice of x , denotes the corresponding Boltzmann weight after these flips are implemented. As is usual for all worm algorithms, these weights for the intermediate configurations encountered during this myopic construction are obtained from the Boltzmann weight of the generalized dimer model with the proviso that the “infinite energy cost” of violating the generalized dimer constraints at the start site and current site (“head” and “tail” of the worm in worm algorithm parlance) are ignored when keeping track of the weights of these intermediate configurations.

We choose the T matrices to satisfy a local detailed

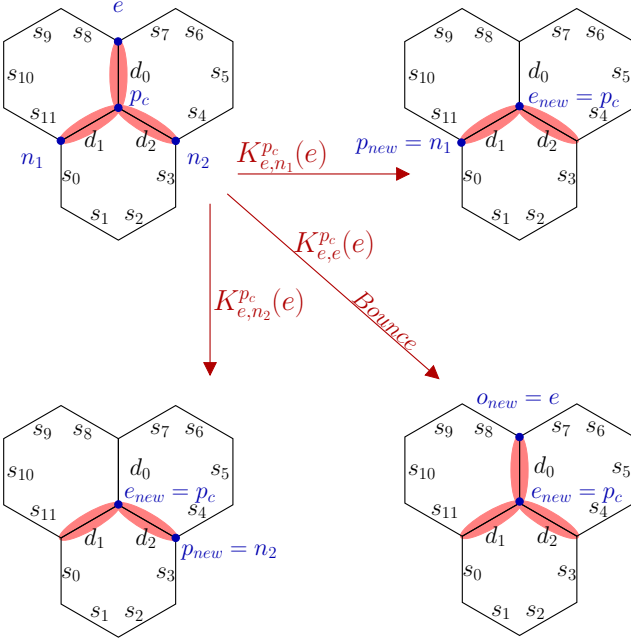


FIG. 9: The pivot step of the DEP worm construction when one arrives at a central pivot site p_c from an entry site e and there are three dimers touching p_c : At this point, one has three options, with probabilities determined by corresponding entries of the probability table K : We can choose to exit to one of the two neighbours n_1 or n_2 , or bounce back to the entry site e . If we choose to exit through either n_1 or n_2 , we move along the dimer connecting the central pivot site p_c to this chosen exit which becomes our new pivot site p_{new} , and delete the dimer on the link $\langle p_c e \rangle$. The third option is to move along the dimer connecting the central pivot site p_c back to the entry site e , and e then becomes our new overlap site o_{new} . On the dual honeycomb lattice, knowledge of the local dimer configuration consisting of dimer states from s_0 to s_{11} and d_0, d_1 and d_2 suffices to determine K when the interactions extend upto next-next-nearest neighbours on the triangular lattice.

balance condition that depends on these weights

$$w_n^v T_{nx}^v = w_x^v T_{xn}^v. \quad (2)$$

Rewriting $w_n^v \equiv W_i^v$ if n is the i^{th} neighbour of v , and $w_x^v \equiv W_j^v$ if x is the j^{th} neighbour of v , we can write these detailed balance conditions in terms of the matrix M_{ij}^v and the weights W_i^v (with $i, j = 1, 2, 3$) as

$$W_i^v M_{ij}^v = W_j^v M_{ji}^v, \quad (3)$$

As is usual in the analysis of such detailed balance constraints^{39,40}, we define the three-by-three matrix $A_{ij}^v = W_i^v M_{ij}^v$ and note that the detailed balance condition is now simply the statement that A^v is a symmetric matrix which satisfies the three constraints

$$\sum_j A_{ij}^v = W_i^v \text{ for } i = 1, 2, 3 \quad (4)$$

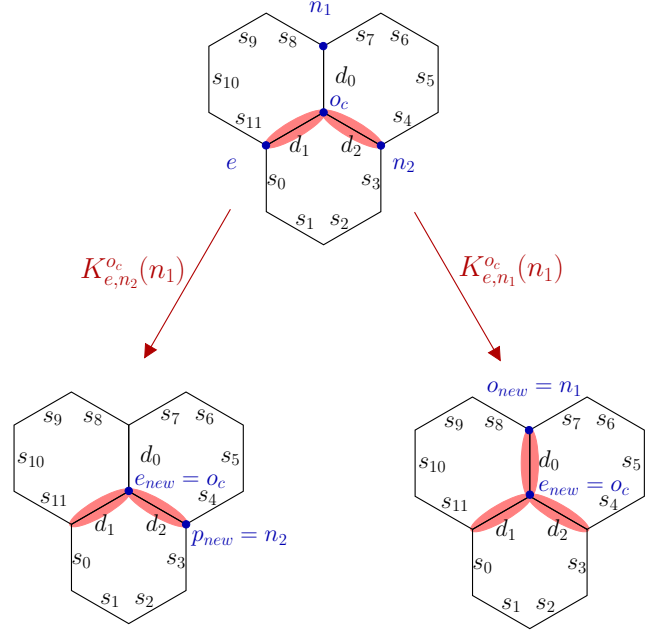


FIG. 10: The overlap step of the DEP worm construction: One arrives at a central overlap site o_c from an entry site e . At this stage, one uses the probability table K to choose one out of two options: If we choose to exit along the empty link (in this case $\langle o_c n_1 \rangle$), we deposit a dimer on the empty link, and move along it making n_1 our new overlap site o_{new} . The central overlap site o_c now becomes the new entry site e_{new} from which we enter the new overlap site o_{new} . On the other hand, we may choose to exit along the link $\langle o_c n_2 \rangle$ to reach our new pivot site $p_{new} = n_2$. The central overlap site o_c now becomes the new entry site e_{new} , from which we enter the new pivot site p_{new} . On the dual honeycomb lattice, knowledge of the local dimer configuration consisting of dimer states from s_0 to s_{11} and d_0, d_1 and d_2 suffices to determine the probability table K , when the interactions extend upto next-next-nearest neighbours on the triangular lattice.

For interactions that extend up to next-next-nearest neighbours on the triangular lattice, the three weights W_i^v that enter these equations differ from each other only due to factors that depend on the dimer state, d_0, d_1, d_2 of the three links emanating from v and the twelve dual links surrounding v , whose dimer state has been denoted $s_0, s_1 \dots s_{11}$ in Fig. 3. This feature allows us to tabulate all possible local environments of v , and analyze these constraint equations in advance to determine and tabulate the A^v (and thence determine M^v) in advance. In practice, if the weights permit it, we use the “zero-bounce” solution given in Ref. 39 and Ref. 40, else the “one-bounce” solution given there.

Having reached the exit $x^{(1)}$ of the vertex $v^{(1)}$ in this manner, we now need to choose the next vertex $v^{(2)}$ which we will enter next from this site $x^{(1)}$. This is the myopic part of our procedure: *This next vertex $v^{(2)}$ is randomly chosen to be one of the two other neighbours of $x^{(1)}$ (other than the previous vertex $v^{(1)}$) with probability 1/2 each*(Fig. 4). After making this choice, $x^{(1)}$ becomes

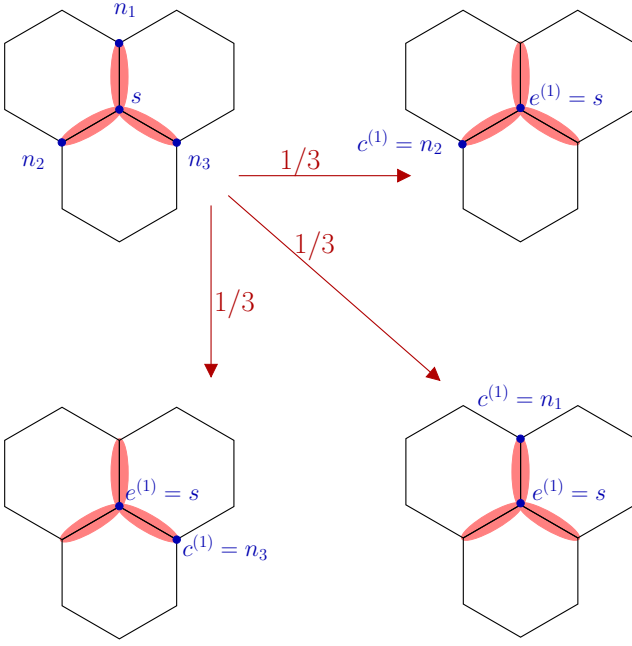


FIG. 11: The first step of the DEP worm construction when the randomly chosen start site s is touched by three dimers: We move along any one of the three dimers with probability $1/3$, to reach a new pivot site $c^{(1)}$. The start site s becomes our first entry site $e^{(1)}$.

the entry site $n^{(2)}$ for this next vertex $v^{(2)}$, and the previous probabilistic procedure is repeated at this next vertex $v^{(2)}$ in order to choose the next exit site $x^{(2)}$ from which we will exit $v^{(2)}$.

In this manner, we go through a sequence of vertices until the exit site $x^{(k)}$ of the k^{th} vertex equals the start site o . When this happens, one obtains a new dimer configuration which again has either one dimer touching each honeycomb site, or three dimers touching a honeycomb site. This new dimer configuration can be accepted with probability one since our procedure builds in detailed balance with respect to the Boltzmann weight of the generalized dimer model.

It is straightforward to prove this explicitly using the notation we have developed above. To this end, we first note that the forward probability for constructing a particular worm to go from an initial configuration \mathcal{C}_i to a final configuration \mathcal{C}_f takes on the product form

$$P(\mathcal{C}_i \rightarrow \mathcal{C}_f) = \frac{1}{3} \times T_{n^{(1)}x^{(1)}}^{v^{(1)}} \frac{1}{2} T_{n^{(2)}x^{(2)}}^{v^{(2)}} \cdots \frac{1}{2} T_{n^{(k)}x^{(k)}}^{v^{(k)}} \quad (5)$$

while the reverse probability takes the form

$$P(\mathcal{C}_f \rightarrow \mathcal{C}_i) = \frac{1}{3} \times T_{x^{(k)}n^{(k)}}^{v^{(k)}} \frac{1}{2} T_{x^{(k-1)}n^{(k-1)}}^{v^{(k-1)}} \cdots \frac{1}{2} T_{x^{(1)}n^{(1)}}^{v^{(1)}} \quad (6)$$

As noted earlier, while the weights w that appear in the intermediate steps of the construction are computed ignoring the violation of the generalized dimer constraints

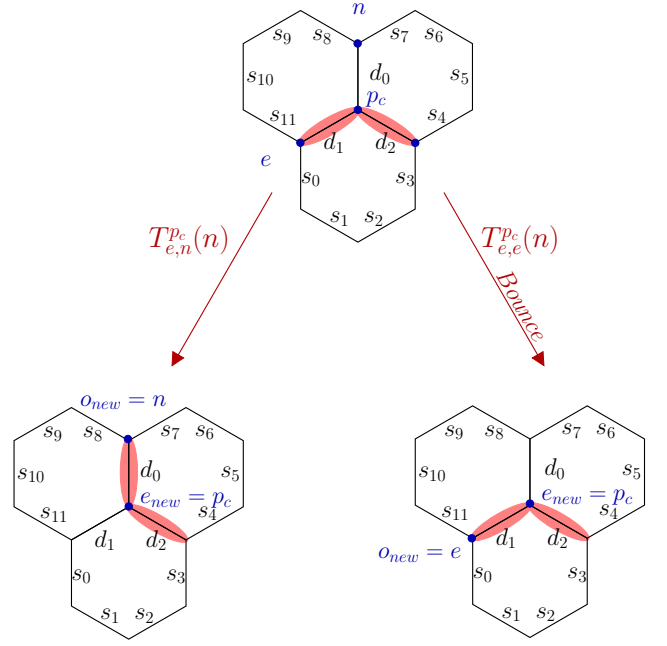


FIG. 12: The pivot step of the DEP worm construction when one arrives at a central pivot site p_c from an entry site e , and there are two dimers touching p_c : We can exit to the neighbour n , which is the neighbour not connected to the central pivot site p_c by a dimer, or bounce back by exiting through the entry site e . If we choose to exit through the neighbour n , we flip the dimer on the link $\langle p_c e \rangle$ to the link $\langle p_c n \rangle$. We then move along this dimer to reach our new overlap site $o_{\text{new}} \equiv n$. If we choose to bounce back, the entry site e becomes our new overlap site o_{new} . The central pivot site p_c now becomes our new entry site e_{new} in either case. The probability table T is used to determine which option is chosen. On the dual honeycomb lattice, knowledge of the local dimer configuration consisting of dimer states from s_0 to s_{11} and d_0 , d_1 and d_2 suffices to calculate T when the interactions extend upto next-next-nearest neighbours on the triangular lattice.

at two sites, the initial and final weights $w_{n^{(1)}}^{v^{(1)}}$ and $w_{x^{(k)}}^{v^{(k)}}$ have no such caveats associated with them. Indeed, we have

$$w_{n^{(1)}}^{v^{(1)}} \equiv w(\mathcal{C}_i), \quad (7)$$

the physical Boltzmann weight of the initial configuration, while

$$w_{x^{(k)}}^{v^{(k)}} \equiv w(\mathcal{C}_f), \quad (8)$$

the physical Boltzmann weight of the final configuration.

Now, since our choice of transition probabilities obeys

$$w_{n^{(p)}}^{v^{(p)}} T_{n^{(p)}x^{(p)}}^{v^{(p)}} = w_{x^{(p)}}^{v^{(p)}} T_{x^{(p)}n^{(p)}}^{v^{(p)}} \quad (9)$$

for all $p = 1, 2 \dots k$, and since

$$w_{x^{(p)}}^{v^{(p)}} \equiv w_{n^{(p+1)}}^{v^{(p+1)}} \quad (10)$$

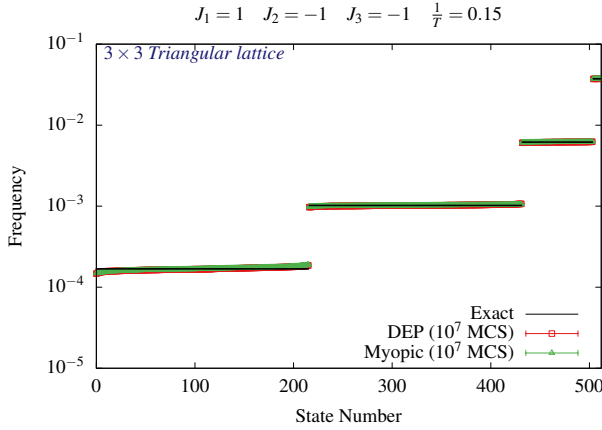


FIG. 13: The frequency of configurations accessed by a Monte Carlo simulation consisting of 10^7 Monte Carlo steps (as defined in Sec. IV) for a 3×3 triangular lattice Ising model with interactions extending to next-next-nearest neighbours. There are 512 possible unique configurations. The frequencies measured for the DEP worm algorithm and the myopic worm algorithm are seen to agree well with the predictions of equilibrium Gibbs-Boltzmann statistics, thus establishing the validity of both algorithms.

for all $p = 1, 3 \dots k-1$, we may write the following chain of equalities

$$\begin{aligned}
 w(\mathcal{C}_i)P(\mathcal{C}_i \rightarrow \mathcal{C}_f) &= \\
 &= w_{n^{(1)}}^{v^{(1)}} \times \frac{1}{3} T_{n^{(1)}x^{(1)}}^{v^{(1)}} \frac{1}{2} T_{n^{(2)}x^{(2)}}^{v^{(2)}} \dots \frac{1}{2} T_{n^{(k)}x^{(k)}}^{v^{(k)}} \\
 &= \frac{1}{3} \times T_{x^{(1)}n^{(1)}}^{v^{(1)}} w_{x^{(1)}}^{v^{(1)}} \frac{1}{2} T_{n^{(2)}x^{(2)}}^{v^{(2)}} \dots \frac{1}{2} T_{n^{(k)}x^{(k)}}^{v^{(k)}} \\
 &= \frac{1}{3} \times T_{x^{(1)}n^{(1)}}^{v^{(1)}} w_{n^{(2)}}^{v^{(2)}} \frac{1}{2} T_{n^{(2)}x^{(2)}}^{v^{(2)}} \dots \frac{1}{2} T_{n^{(k)}x^{(k)}}^{v^{(k)}} \\
 &= \frac{1}{3} \times T_{x^{(1)}n^{(1)}}^{v^{(1)}} \frac{1}{2} T_{x^{(2)}n^{(2)}}^{v^{(2)}} w_{x^{(2)}}^{v^{(2)}} \dots \frac{1}{2} T_{n^{(k)}x^{(k)}}^{v^{(k)}} \\
 &\dots \\
 &= w_{x^{(k)}}^{v^{(k)}} \times \frac{1}{3} T_{x^{(k)}n^{(k)}}^{v^{(k)}} \frac{1}{2} T_{x^{(k-1)}n^{(k-1)}}^{v^{(k-1)}} \dots \frac{1}{2} T_{x^{(1)}n^{(1)}}^{v^{(1)}} \\
 &= w(\mathcal{C}_f)P(\mathcal{C}_f \rightarrow \mathcal{C}_i)
 \end{aligned} \tag{11}$$

Thus, our procedure explicitly obeys detailed balance, and this myopic worm construction provides a rejection-free update scheme that can effect large changes in the configuration of a generalized honeycomb lattice dimer model with one or three dimers touching each honeycomb site.

To translate back into spin language, we need to take care of one additional subtlety: Although the procedure outlined above gives us a rejection-free nonlocal update for the generalized dimer model with Boltzmann weight inherited from the original spin system, we cannot translate this directly into a rejection-free nonlocal update for the original spin system since we are working on a torus with periodic boundary conditions for the spin system. The reason has to do with the fact that the periodic boundary conditions of the spin system translate to a

pair of global constraints: In every valid dimer configuration obtained from a spin configuration with periodic boundary conditions, the number of empty links crossed by a path looping around the torus along \hat{x} or \hat{y} must be even, since the absence of a dimer on a dual link perpendicular to a given bond of the spin system implies that the spins connected by that bond are antiparallel. This corresponds to constraints on the global winding numbers of the corresponding dimer model (see Ref. 12 for a definition specific to the honeycomb lattice dimer model), which must be enforced by any Monte Carlo procedure. Note that these constraints are on the parity of these winding numbers, which are in any case only defined modulo 2 unless one is at $T = 0$.

Therefore, to convert this rejection-free myopic worm update procedure for dimers into a valid update scheme for the original spin system, we test the winding numbers (modulo 2) of the new dimer configuration to see if it satisfies these two global constraints. If the answer is yes, we translate the new dimer configuration back into spin language by choosing the spin at the origin to be up or down with probability 1/2 and reconstructing the remainder of the spin configuration from the positions of the dimers. If, however, the new dimer configuration is in an illegal winding sector, we repeat the previous spin configuration in our Monte Carlo chain.

This procedure generalizes readily to the Kagome lattice Ising antiferromagnet with interactions extending up to next-next-nearest neighbour spins. Since most of the required generalizations are self-evident, we merely point out some of the key differences here. Our myopic worm update procedure now begins with a randomly chosen six-coordinated site as the start site o . With probabilities 1/6 each, we choose one of its neighbours as the first vertex site $v^{(1)}$ (Fig. 5). The start site o thus becomes the entry site $n^{(1)}$ from which we enter the first vertex $v^{(1)}$. The choice of the first exit site $x^{(1)}$ via which we exit the first vertex is again dictated by a three-by-three probability table (Fig. 3).

For any vertex v , this probability table is determined by solving detailed balance equations completely analogous to the ones displayed earlier for the honeycomb lattice case. In the dice lattice case, the three weights W_i^v depend on the dimer states $s_0, s_1 \dots s_5$ of the six dual links shown in Fig. 3, and on the dimer states d_0, d_1, d_2 of the three links emanating from v . Therefore, we are again in a position to solve these equations for all possible local environments of v and tabulate these solutions for repeated use during the worm construction.

As in the honeycomb case, having arrived at $x^{(1)}$, we choose the next vertex $v^{(2)}$ in a myopic manner: Without regard to the local dimer configuration, we randomly pick, with probability 1/5 each, one of the other neighbours (other than $v^{(1)}$) of $x^{(1)}$ as the next vertex $v^{(2)}$ (Fig. 6). $x^{(1)}$ now becomes the entry site $n^{(2)}$ from which we enter this second vertex $v^{(2)}$. The exit $x^{(2)}$ is again chosen from the pre-tabulated probability table, and the process continues until the k^{th} exit $x^{(k)}$ equals then start

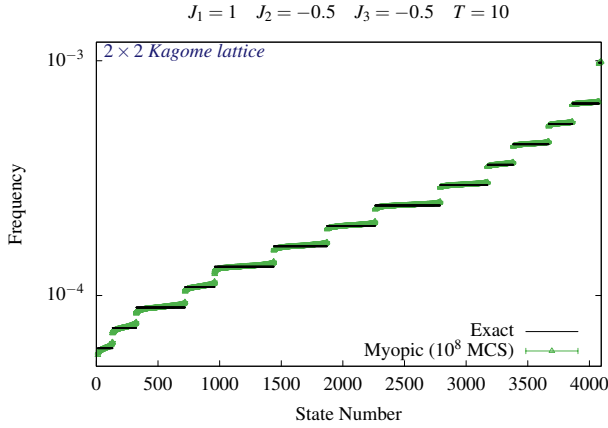


FIG. 14: The frequency of configurations accessed by a Monte Carlo simulation consisting of 10^8 Monte Carlo steps (as defined in Sec. IV) for a 2×2 Kagome lattice Ising model with interactions extending to next-next-nearest neighbours. There are 4096 possible unique configurations. The frequencies measured for the myopic worm algorithm are seen to agree well with the predictions of equilibrium Gibbs-Boltzmann statistics, thus establishing the validity of the algorithm.

site o .

Clearly, our earlier proof of detailed balance goes through unchanged, and this myopic worm construction again gives a rejection-free way of updating the dual dimer model in accordance with detailed balance. To translate this into an update scheme for the original spin model, we must again check that the new dimer configuration is in a legal winding sector, and if the new configuration is in an illegal winding sector, we must repeat the original spin configuration in our Monte Carlo chain.

C. DEP worm algorithm

The other strategy we have developed is specific to the honeycomb lattice dimer model that is dual to the triangular lattice Ising antiferromagnet. Since it involves deposition, evaporation, and pivoting of dimers, we dub this the DEP worm algorithm. The DEP worm construction begins by choosing a random start site s . The subsequent worm construction consists of so-called “overlap steps” and “pivot steps”. Pivot steps are carried out when one reaches a “central” “pivot site” from a neighbouring “entry site”, while overlap steps are carried out when one reaches a central “overlap site” from a neighbouring entry site. Details of some of the subsequent pivot steps in this construction depend on whether the randomly chosen start site s is touched by three dimers or by one dimer, *i.e.* if the corresponding triangle is defective or minimally frustrated. Therefore we describe these two branches of the procedure separately, but use a unified notation so as to avoid repetition of the aspects that do not depend on the branch chosen.

1. Branch I

Let us first consider the case when the randomly chosen start site s is touched by exactly one dimer (Fig. 7). In this case, we move along the dimer touching s to its other end. The site at the other end of this dimer becomes our first central site $c^{(1)}$, at which we must now employ a pivot step with $c^{(1)}$ as the first pivot site. For the purposes of this first pivot step, the start site s becomes the entry site $e^{(1)}$ from which we have arrived at this pivot site $c^{(1)}$ by walking along this dimer.

Before proceeding further, it is useful to elucidate the nature of a general pivot move encountered in our algorithm: In a pivot step, after one arrives at the central pivot site p_c from an entry site e (as we will see below, e could be the previous overlap site o_{old} , or a previous pivot site p_{old}) by moving along a dimer connecting e to p_c , the subsequent protocol depends on whether there is exactly one dimer (Fig. 8) touching p_c or three (Fig. 9). In the first case, one pivots the dimer touching p_c , so that it now lies on link $\langle p_c o_{\text{new}} \rangle$ instead of link $\langle p_c e \rangle$ (Fig. 8). Here, o_{new} is one of the neighbours of p_c , chosen using the element $R_{e, o_{\text{new}}}^{p_c}$ of a three-by-three probability table $R_{\alpha, \beta}^{p_c}$ (where α and β range over the three neighbours of the central site p_c , and the full structure of this table is specified at the end of this discussion). Note that in some cases, it is possible for $o_{\text{new}} = e$ with nonzero probability, if the corresponding diagonal entry of the table is nonzero. After this is done, the next step in the construction will be an overlap step, with o_{new} being the central overlap site and p_c playing the role of the new entry site e_{new} from which we have arrived at this central overlap site. The structure of a general overlap step is specified below, after describing the pivot move in the second case, *i.e.* with three dimers touching the central pivot site.

If the central pivot site p_c in a pivot step has three dimers connecting it (Fig. 9) to its three neighbours n_1 , n_2 , and e (where e is the entry site from which we arrived at the central pivot site p_c), we choose one out of three alternatives using a different probability table $K_{\alpha, \beta}^{c_s}(n_p)$, where α and β range over all neighbours of a central site c_s and n_p is a particular privileged neighbour of c_s (in the case being described here, $c_s = p_c$ and $n_p = e$): With probabilities $K_{e, n_1}^{p_c}(e)$ and $K_{e, n_2}^{p_c}(e)$ drawn respectively from this table, we may delete the dimer on link $\langle p_c e \rangle$ and reach either n_1 or n_2 , and the next step would then be a pivot step, with the neighbour thus reached now playing the role of the new central pivot site p_{new} and p_c playing the role of the new entry site e_{new} from which we have reached this new central pivot site. On the other hand, we may “bounce” with probability $K_{e, e}^{p_c}(e)$, *i.e.* we simply return from p_c to e without deleting any of the three dimers touching p_c ; in this case, the next step will be an overlap step, with e as the new central overlap site o_{new} , and p_c will play the role of the new entry site e_{new} from which we have reached this new overlap site (Fig. 9). Note that elements of this table $K_{\alpha, \beta}^{c_s}(n_p)$ with $\alpha \neq n_p$ never play any role in the choices made at this

kind of pivot step. As we will see below, these elements of the table in fact determine the choices made at a general overlap step in a way that preserves local detailed balance.

Returning to our construction, if the central pivot site $c^{(1)}$ was of the second type and we did not bounce, we would reach a new central pivot site $c^{(2)}$ (with $c^{(1)}$ now becoming the entry site $e^{(2)}$ from which we reach this new pivot site), and we would perform another pivot step as described above. If on the other hand, the central pivot site $c^{(1)}$ was of this first type or if it was of the second type and we bounced, the next step will be an overlap step with a new central overlap site $c^{(2)}$. Since we would have reached $c^{(2)}$ by moving along a dimer connecting it to $c^{(1)}$, $c^{(1)}$ will play the role of the new entry site $e^{(2)}$ for this overlap step (in the bounce case, $c^{(2)} = e^{(1)}$). Having reached the central overlap site $c^{(2)}$ from entry site $e^{(2)}$ in this way, we must employ an overlap step.

Before proceeding with our construction, let us first elucidate the structure of choices at an overlap step after we have reached a central overlap site o_c from an entry site e . e could be the previous pivot site $e = p_{\text{old}}$ if the previous step had been a pivot step (as in the example above) or it could be a previous overlap site $e = o_{\text{old}}$ if the previous step had also been an overlap step (we will see below that this is also possible). In either case, at a general overlap step, one arrives at the overlap site o_c from entry site e along one of the two dimers touching o_c . Thus, one neighbour of o_c , suggestively labeled o_{new} , is *not* connected to the central overlap site o_c by a dimer, while the other two neighbours are connected to o_c by dimers. One of the latter pair of neighbours is of course the entry site e from which we arrived at o_c , while we suggestively label the other as p_{new} .

At such an overlap step, one always has two options to choose from, whose probabilities are given as follows by entries of the probability table K introduced earlier (Fig 10): One option is to deposit, with probability $K_{e, o_{\text{new}}}^{o_c}(o_{\text{new}})$, an additional dimer on the originally empty link $\langle o_c o_{\text{new}} \rangle$ emanating from o_c . If we do this, o_{new} becomes the new overlap site, which we have entered from o_c , which becomes the new entry site e_{new} , and the next step will again be an overlap step. The second option, chosen with probability $K_{e, p_{\text{new}}}^{o_c}(o_{\text{new}})$, is that we move along the second dimer touching o_c to the other neighbour p_{new} , which is connected to o_c by this second dimer. If we do this, p_{new} becomes the new pivot site, which we enter from site o_c , which becomes the new entry site e_{new} , and the next step will be a pivot step. As we will see below, the fact that the table K that fixes the probabilities for choosing between these two options is the same as the one used in a pivot step (when the pivot site has three dimers touching it) is crucial in formulating and satisfying local detailed balance conditions that guarantees a rejection-free worm update.

Returning again to our construction, we employ this procedure to carry out an overlap step when we reach the overlap site $o^{(2)}$ from entry site $e^{(2)}$. Clearly this

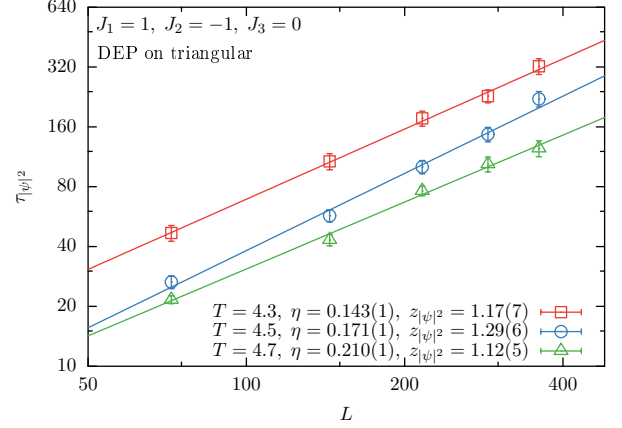


FIG. 15: The lattice size L dependence of autocorrelation time of the three sublattice order parameter $|\psi|^2$ in Monte Carlo simulations using the DEP worm algorithm on the triangular lattice with nearest neighbour antiferromagnetic and next-nearest neighbour ferromagnetic interactions. The dynamical exponent z is extracted by fitting to the functional form cL^z at three temperatures at which the system is in the power-law ordered critical phase. Also shown is the anomalous exponent η of the power law three-sublattice order at the corresponding temperatures.

process continues until we encounter the start site s as the new overlap site in the course of our worm construction. When this happens, we obtain a new dimer configuration that satisfies the generalized dimer constraint that each site be touched by one or three dimers.

2. Branch II

Let us now consider the case when the randomly chosen start site s is touched by three dimers. In this case, we move along one of the three dimers touching s to its other end (with probability $1/3$ each), so that the site at the other end becomes the central pivot site $c^{(1)}$ for a pivot step, and the start site s becomes the entry site $e^{(1)}$ from which we have entered this central pivot site (Fig 11). We now implement the protocol for a pivot step (as described in *Branch I*) to reach a new central site $c^{(2)}$. If the next step turns out to be a pivot step, $c^{(2)}$ plays the role of a central pivot site, whereas it becomes the central overlap site if the next step is an overlap step. In either case, $c^{(1)}$ becomes the entry site $e^{(2)}$ for this next step. In this manner, we continue until we reach the start site s as the new central overlap site $c^{(k)}$ for an overlap step. When this happens, the worm construction ends after these k steps, since the start site again has three dimers touching it, and we thus obtain a new dimer configuration that satisfies the generalized dimer constraint that each site be touched by one or three dimers.

The only additional feature introduced in *Branch II* is that one could in principle reach the start site s as

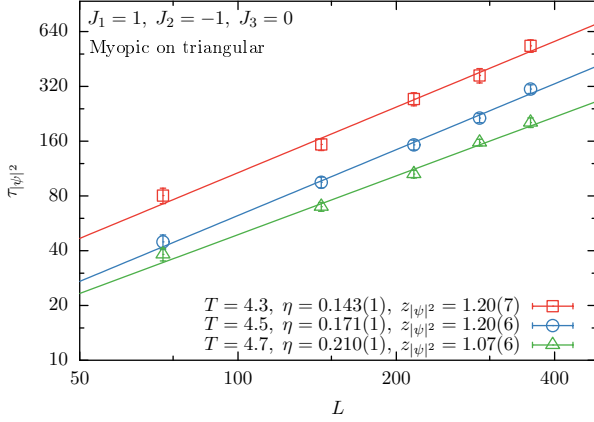


FIG. 16: The lattice size L dependence of autocorrelation time of the three sublattice order parameter $|\psi|^2$ in Monte Carlo simulations using the myopic worm algorithm on the triangular lattice with nearest neighbour antiferromagnetic and next-nearest neighbour ferromagnetic interactions. The dynamical exponent z is extracted by fitting to the functional form cL^z at three temperatures at which the system is in the power-law ordered critical phase. Also shown is the anomalous exponent η of the power law three-sublattice order at the corresponding temperatures.

the central pivot site of some intermediate pivot step l (Fig. 12). In this case, the intermediate configuration reached at this l^{th} step is not a legal one (since it still has two dimers touching s), and we need to continue with the worm construction. This is done using a special “two-by-two” pivot step (Fig. 12). In this two-by-two pivot step, one arrives at the two-by-two pivot site (which will always be the start site in our construction) p_c from an entry site e (as in all other steps, e could be a previous central overlap site o_{old} or the previous central pivot site p_{old}) by moving along a dimer connecting e to p_c . Unlike the usual pivot step, at which there is only one dimer touching the central pivot site, p_c has a second dimer touching it, which connects p_c to another neighbour n_f . Thus, unlike the usual pivot step, there is just one neighbour of p_c , suggestively labeled o_{new} , which is not connected to p_c by a dimer when one arrives at p_c to implement this step. Therefore, our only options are to rotate the dimer which was on link $\langle ep_c \rangle$, to now lie on link $\langle p_c o_{\text{new}} \rangle$, or to bounce. The probabilities for these two choices are determined by a probability table $T_{\alpha,\beta}^{p_c}(n_f)$. Here, α and β are both constrained to not equal n_f , making $T_{\alpha,\beta}^{p_c}(n_f)$ a two-by-two matrix. In either case, o_{new} chosen in one of these two ways becomes the new central overlap site of the next step, which must be an overlap step, and the process continues.

This new configuration thus obtained upon completing the worm construction initiated either using *Branch I* or *Branch II* can now be accepted with probability one if the probabilities with which we carried out each of the intermediate pivot steps and overlap steps obeyed local

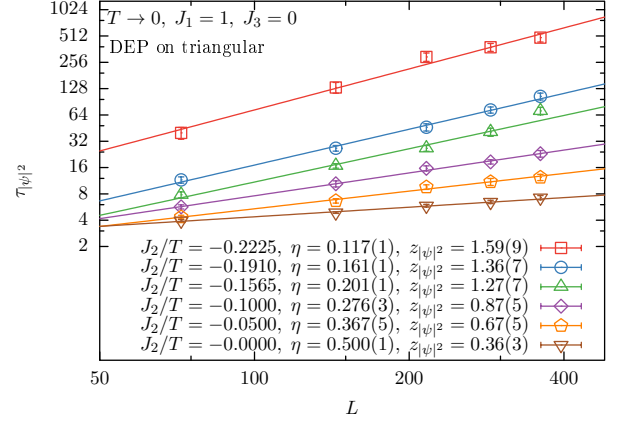


FIG. 17: The lattice size L dependence of autocorrelation time of the three sublattice order parameter $|\psi|^2$ in Monte Carlo simulations using the DEP worm algorithm on the triangular lattice with nearest neighbour antiferromagnetic and next-nearest neighbour ferromagnetic interactions. The dynamical exponent z is extracted by fitting to the functional form cL^z at six values of J_2/T at which the system is in the power-law ordered critical phase in the zero temperature limit $T \rightarrow 0$. Also shown is the anomalous exponent η of the power law three-sublattice order at the corresponding points in the zero temperature phase diagram.

detailed balance. Local detailed balance at a pivot step in which the pivot site is touched by one dimer requires that the probability table $R_{e,o_f}^{p_c}$ obeys the conditions

$$w_e^{p_c} R_{e,o_f}^{p_c} = w_{o_f}^{p_c} R_{o_f,e}^{p_c}, \quad (12)$$

where the $w_n^{p_c}$ is the Boltzmann weight of the dimer configuration in which the link $\langle p_c n \rangle$ connecting p_c to one of its neighbours n is occupied by a dimer and the other two links emanating from p_c are empty. As in all worm constructions, these weights are computed ignoring the fact that the generalized dimer constraint (that each site be touched by exactly one or three dimers) is violated at two sites on the lattice. These conditions again form a three-by-three set of constraint equations of the type discussed in Ref. 39 and Ref. 40, allowing us to analyze these constraints and tabulate solutions in advance for all cases that can be encountered. If the weights permit it, we use the “zero-bounce” solution given in Ref. 39 and Ref. 40, else the “one-bounce” solution given there.

Local detailed balance at a two-by-two pivot step in which the pivot site is touched by two dimers requires that the probability table $T_{\alpha,\beta}^{p_c}(n_f)$ obeys the conditions

$$w_\alpha^{p_c}(n_f) T_{\alpha,\beta}^{p_c}(n_f) = w_\beta^{p_c}(n_f) T_{\beta,\alpha}^{p_c}(n_f), \quad (13)$$

where the $w_\alpha^{p_c}(n_f)$ is the Boltzmann weights of the dimer configurations in which the links $\langle p_c n_f \rangle$ and $\langle p_c \alpha \rangle$ are covered by dimers and the third link is empty. As always, these weights are computed ignoring the fact that the dimer constraints are violated at two sites on the

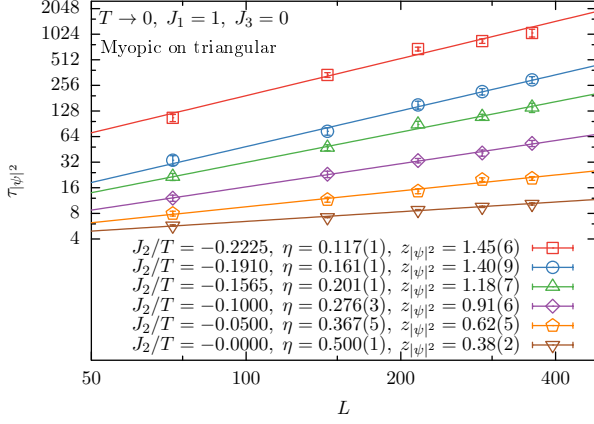


FIG. 18: The lattice size L dependence of autocorrelation time of the three sublattice order parameter $|\psi|^2$ in Monte Carlo simulations using the myopic worm algorithm on the triangular lattice with nearest neighbour antiferromagnetic and next-nearest neighbour ferromagnetic interactions. The dynamical exponent z is extracted by fitting to the functional form cL^z at six values of J_2/T at which the system is in the power-law ordered critical phase in the zero temperature limit $T \rightarrow 0$. Also shown is the anomalous exponent η of the power law three-sublattice order at the corresponding points in the zero temperature phase diagram.

dual lattice. In practice, we tabulate all possible local environments that can arise in such an update step, and use Metropolis probabilities to tabulate in advance the corresponding entries of $T^{p_c}(n_f)$.

Finally, the constraints imposed by local detailed balance at an overlap step are essentially intertwined with the local detailed balance constraints that must be enforced at a pivot step when the pivot site has three dimers touching it. This is because the deletion of a dimer at such a pivot step is the “time-reversed” counterpart of the process by which an additional dimer is deposited at an overlap step. Indeed, this is why we have been careful in our discussion above to draw the probabilities at the pivot step from the same table K as the probabilities that govern the choices to be made at an overlap step.

We use a different probability table $K_{\alpha,\beta}^{c_s}(n_p)$ (where α and β range over all neighbours of a central site c_s and n_p is a particular privileged neighbour of c_s) to decide on the next course of action:

We now describe the structure of the table $K_{\alpha,\beta}^{c_s}(n_p)$. Here, c_s is the central site, which would be the current pivot site in a pivot step with three dimers touching the pivot site, or the current overlap site in an overlap step. n_p is a “privileged neighbour” of c_s ; in a pivot step, n_p is the entry site from which we enter the pivot site c_s , while in an overlap step, it is the unique neighbour of c_s that is not connected to c_s by a dimer. Clearly, local detailed balance imposes the following constraints on this probability table K :

$$w_{\alpha}^{c_s}(n_p) K_{\alpha,\beta}^{c_s}(n_p) = w_{\beta}^{c_s}(n_p) K_{\beta,\alpha}^{c_s}(n_p). \quad (14)$$

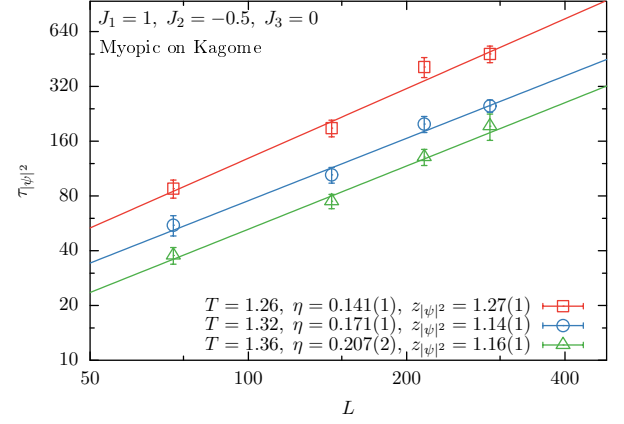


FIG. 19: The lattice size L dependence of autocorrelation time of the three sublattice order parameter $|\psi|^2$ in Monte Carlo simulations using the myopic worm algorithm on the Kagome lattice with nearest neighbour antiferromagnetic and next-nearest neighbour ferromagnetic interactions. The dynamical exponent z is extracted by fitting to the functional form cL^z at three temperatures at which the system is in the power-law ordered critical phase. Also shown is the anomalous exponent η of the power law three-sublattice order at the corresponding temperatures.

Here both α and β can be either the site n_p or the two other neighbours n_1 and n_2 of the central site c_s . $w_{n_1}^{c_s}(n_p) = w_{n_2}^{c_s}(n_p)$ denotes the weight of the configuration with both links $\langle c_s n_1 \rangle$ and $\langle c_s n_2 \rangle$ covered by a dimer and the link $\langle c_s n_p \rangle$ unoccupied by a dimer. On the other hand, $w_{n_p}^{c_s}(n_p)$ denotes the weight of the configuration in which all three links $\langle c_s n_1 \rangle$, $\langle c_s n_2 \rangle$ and $\langle c_s n_p \rangle$ are covered by dimers. As before, these weights are computed ignoring the fact that the generalized dimer constraint (that each site be touched by exactly one or three dimers) is violated at two sites on the lattice.

Choices for the tables R and K consistent with these local detailed balance constraints, can be computed using the same strategy described in our construction of the myopic worm update. Again, the weights that enter these constraints on K (R) depend only on the dimer states d_0 , d_1 , and d_2 of the three links emanating from the central site c_s (pivot site p_c), and the dimer states $s_0, s_1 \dots s_{11}$ of the twelve links surrounding this site, allowing us to tabulate in advance all possible local environments and the corresponding solutions for K and R . The formal proof of detailed balance uses these local detailed balance constraints to construct a chain of equalities relating the probabilities for an update step and its time-reversed counterpart in exactly the same way as the proof given in the previous discussion of the myopic worm update. Therefore, we do not repeat it here for the present case.

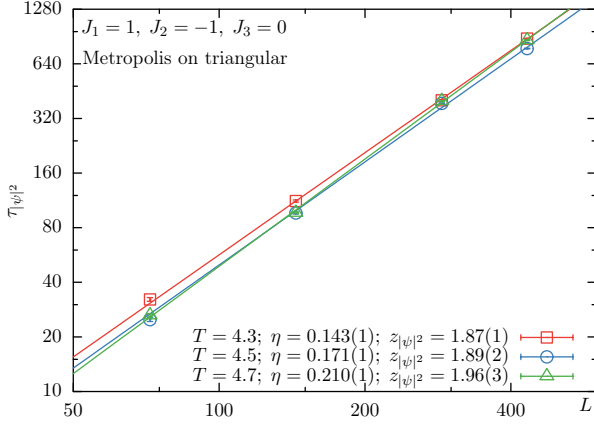


FIG. 20: The lattice size L dependence of autocorrelation time of the three sublattice order parameter $|\psi|^2$ in Monte Carlo simulations using the Metropolis algorithm on the triangular lattice with nearest neighbour antiferromagnetic and next-nearest neighbour ferromagnetic interactions. The dynamical exponent z is extracted by fitting to the functional form cL^z at three temperatures at which the system is in the power-law ordered critical phase. Also shown is the anomalous exponent η of the power law three-sublattice order at the corresponding temperatures.

IV. PERFORMANCE

As mentioned earlier, the next-nearest and next-next-nearest neighbour interactions induce three-sublattice long-range order of the Ising spins on both triangular³⁷ and Kagome³³ lattices. This order melts via a two-step transition with an intermediate power-law ordered critical phase. The correlation function of the three-sublattice order in this phase decays as a power law with a temperature dependent exponent $\eta(T) \in (\frac{1}{9}, \frac{1}{4})$. Here, we use this power-law ordered intermediate phase associated with two-step melting of three-sublattice order as a challenging test bed for our algorithms. In this regime on the triangular lattice, we compare the performance of the DEP worm algorithm and the myopic worm algorithm with that of the Metropolis algorithm. Similarly, we compare the performance of the myopic worm algorithm on the Kagome lattice with that of the single spin flip Metropolis algorithm in the same critical phase. On the triangular lattice we use $J_1 = 1, J_2 = -1$ and $J_3 = 0$, while for the Kagome lattice system, we use $J_1 = 1, J_2 = -0.5$ and $J_3 = 0$. Monte Carlo simulations are performed on both lattices for three values of T corresponding to three values of the anomalous exponent η .

On the triangular lattice in the limiting case of $T \rightarrow 0$ with $J_2 = c_2 T$, a power-law phase³⁶ is also established for a range of c_2 . This $T = 0$ phase is characterized by a c_2 -dependent $\eta(c_2) \in (\frac{1}{9}, \frac{1}{2})$. With this in mind, we also study this $T \rightarrow 0$ limit on the triangular lattice, with $J_1 = 1$ and $J_3 = 0$, for six values of $c_2 = J_2/T$

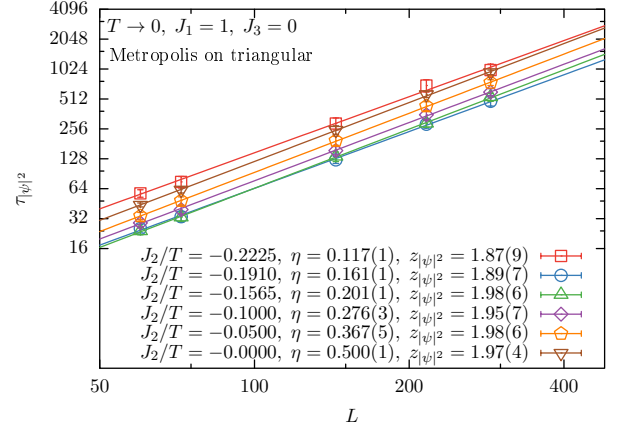


FIG. 21: The lattice size L dependence of autocorrelation time of the three sublattice order parameter $|\psi|^2$ in Monte Carlo simulations using the Metropolis algorithm on the triangular lattice with nearest neighbour antiferromagnetic and next-nearest neighbour ferromagnetic interactions. The dynamical exponent z is extracted by fitting to the functional form cL^z at six values of J_2/T at which the system is in the power-law ordered critical phase in the zero temperature limit $T \rightarrow 0$. Also shown is the anomalous exponent η of the power law three-sublattice order at the corresponding points in the zero temperature phase diagram.

corresponding to six values of η in this $T = 0$ power-law ordered phase.

As is conventional, we characterize the three-sublattice order in terms of the complex three-sublattice order parameter $\psi \equiv |\psi|e^{i\theta}$. Additionally, we also monitor the ferromagnetic order parameter σ . These are defined as: $\psi = -\sum_{\vec{R}} e^{i\frac{2\pi}{3}(m+n)} S_{\vec{R}}^z$ and $\sigma = \sum_{\vec{R}} S_{\vec{R}}^z$ on the triangular lattice and $\psi = -\sum_{\vec{R}, \alpha} e^{i\frac{2\pi}{3}(m+n-\alpha)} S_{\vec{R}, \alpha}^z$ and $\sigma = \sum_{\vec{R}, \alpha} S_{\vec{R}, \alpha}^z$ on the Kagome lattice, where $\vec{R} = m\hat{e}_x + n\hat{e}_y$ is used to label the sites as shown in Fig. 1 and $\alpha = [0, 1, 2]$, labels the three basis sites in each unit cell of the Kagome lattice (Fig. 1).

In order to meaningfully compare the algorithms, we need a consistent definition of one Monte Carlo step. This is achieved as follows: For the DEP and myopic worm algorithms, we first compute the average number of sites visited by a complete worm of the algorithm at a given point in parameter space. We then adjust the number of worms in one Monte Carlo step (MCS) so that the average number of sites visited in one MCS equals the number of sites in the lattice. For the Metropolis algorithm, we simply fix the number of attempted spin flips in a step to be equal to the number of sites on the lattice, and this defines one MCS for the Metropolis algorithm.

To validate the worm algorithms, we first study the frequency table of the accessed configurations in long runs on a 3×3 triangular lattice with the DEP and myopic worm algorithms and a 2×2 Kagome lattice with the myopic worm algorithm. As is clear from our results, the measured frequencies are perfectly predicted by theoret-

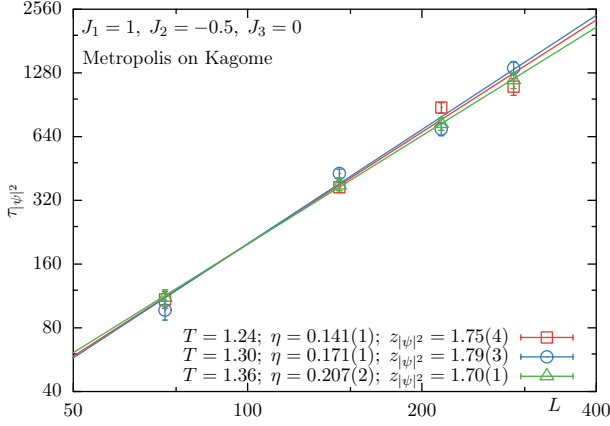


FIG. 22: The lattice size L dependence of autocorrelation time of the three sublattice order parameter $|\psi|^2$ in Monte Carlo simulations using the Metropolis algorithm on the Kagome lattice with nearest neighbour antiferromagnetic and next-nearest neighbour ferromagnetic interactions. The dynamical exponent z is extracted by fitting to the functional form cL^z at three temperatures at which the system is in the power-law ordered critical phase. Also shown is the anomalous exponent η of the power law three-sublattice order at the corresponding temperatures.

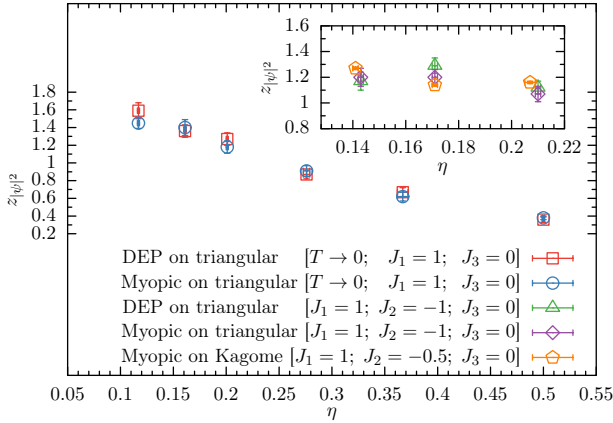


FIG. 23: The dynamical exponent $z_{|\psi|^2}$ for the three-sublattice order parameter in simulations employing the DEP and myopic worm algorithms depends in a universal way, independent of the lattice as well as the details of the worm construction procedure, on the corresponding equilibrium anomalous exponent η . However, $z_{|\psi|^2}(\eta)$ appears to be nearly constant in the nonzero temperature power-law ordered phase, while the corresponding function in the zero temperature limit is clearly different.

ical expectations based on the Boltzmann-Gibbs probabilities of different configurations (See Fig. 13 for the triangular lattice and Fig. 14 for the Kagome lattice).

With all algorithms thus performing an equivalent amount of work in one MCS, we can compare the performance of these algorithms by measuring the autocor-

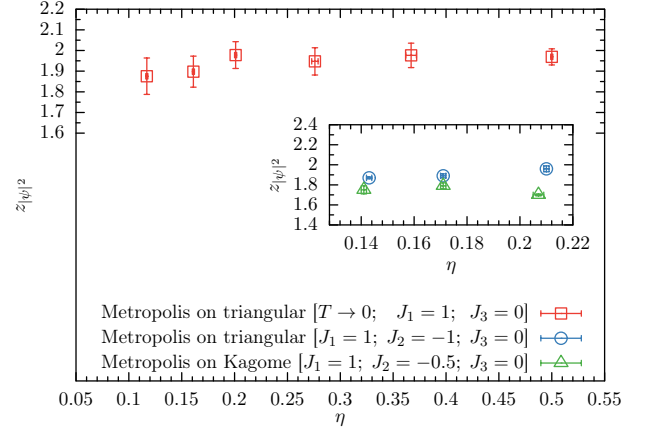


FIG. 24: Dynamical exponent $z_{|\psi|^2}$ for the three-sublattice order parameter in simulations employing the Metropolis algorithm.

relation function (defined below) of the order parameter. Given the presence of a critical phase with power-law three-sublattice order, it is natural to test the performance of our algorithms by analyzing the L dependence of the autocorrelation time. More precisely, for a given observable O , whose value at the i^{th} MCS is depicted as O_i , we define the normalized autocorrelation function $A_O(k)$ in the standard way:

$$A_O(k) = \frac{\langle O_i O_{i+k} \rangle - \langle O_i \rangle \langle O_{i+k} \rangle}{\langle O_i^2 \rangle - \langle O_i \rangle \langle O_i \rangle}. \quad (15)$$

where $\langle \rangle$ implies averaging over the Monte Carlo run. We extract autocorrelation times $\tau_{|\psi|^2}$ and τ_{σ^2} by fitting $A(k)$ for the DEP and myopic worm algorithms as well as the Metropolis algorithm at various system sizes L to exponential relaxation functions. We plot these autocorrelation times as a function of L and fit these curves to the power law functional form cL^z in order to extract the corresponding Monte Carlo dynamical exponent z . Figs. 15, 16, 17, 18, 19 show such power law fits to the L dependence of the autocorrelation time $\tau_{|\psi|^2}$. These fits provide us our estimates for the dynamical exponent $z_{|\psi|^2}$. Figs. 20, 21 and 22 show the corresponding plots for the Metropolis algorithm.

The η dependence of the dynamical exponent $z_{|\psi|^2}$ for the DEP and myopic worm algorithms is shown in a comparative plot in Fig. 23. From these results, it is clear that $z_{|\psi|^2}$ is quasi-universal in the following sense: In the power-law ordered phase at $T = 0$ on the triangular lattice, $z_{|\psi|^2}$ is independent of the actual details of the worm construction protocol, and data from the DEP algorithm and the myopic algorithm together define a $T = 0$ functional form $z_{|\psi|^2}(\eta)$. The $T > 0$ results are also quasi-universal in a similar sense: Data from the myopic algorithm on the Kagome and triangular lattices together define a nearly-constant function $z_{|\psi|^2}(\eta)$. The corresponding η dependence of $z_{|\psi|^2}$ for the Metropolis algorithm is shown in Fig. 24 in both ($T > 0$ and $T = 0$)

power-law ordered phases. Comparing this to our results for $z_{|\psi|^2}(\eta)$, we see that both the DEP and myopic worm algorithms outperform the Metropolis update scheme by a very wide margin. Corresponding results for the autocorrelation times of σ^2 are detailed in the Supplemental Material.

Our $T \rightarrow 0$ results for $z_{|\psi|^2}$ can also be compared to the findings of Ref. 9, in which the efficiency of a plaquette-based generalization of the Wolff cluster algorithm was studied in the context of the low temperature limit of the nearest neighbour triangular lattice Ising antiferromagnet. Comparing to these results, we find that our approach outperforms this earlier algorithm even in this simple case. Additionally, this earlier approach does not generalize in an obvious way to systems with further neighbour couplings, while the approach described here is designed to incorporate such further-neighbour couplings in a straightforward way.

V. OUTLOOK

It is natural to wonder if the dual worm strategies introduced here could be ported to quantum Monte Carlo simulations of frustrated models. Unfortunately, no straightforward generalization of this type appears possible. The difficulty is that a worm which alters the state

on a given “time-slice” of the quantum Monte Carlo configuration also introduces unphysical off-diagonal terms in the Hamiltonian, which correspond to ring-exchanges over large loops (in the language of the dual quantum dimer model). In this context, it is worth noting that the cluster construction strategy developed recently for frustrated transverse field Ising models in Ref. 41 reduces, in the limit of vanishingly small transverse field, to a version of the Kandel-Ben Av-Domany plaquette-percolation approach. Thus, generalizations to quantum systems appear to be more natural within that framework, rather than in the dual worm approach used here. Finally, we note that the quasi-universal behaviour of the dynamical exponents $z_{|\psi|^2}$ and z_{σ^2} is very suggestive, throwing up the possibility that the statistics of worms constructed by these algorithms is universally determined by the long-wavelength properties of the underlying equilibrium ensemble. We hope to return to this in more detail in a future publication.

VI. ACKNOWLEDGEMENTS

We thank D. Dhar for useful discussions. Our computational work relied exclusively on the computational resources of the Department of Theoretical Physics at the Tata Institute of Fundamental Research (TIFR).

-
- ¹ R. H. Swendsen and J-S. Wang, “Nonuniversal critical dynamics in Monte Carlo simulation”, *Phys. Rev. Lett.* **58**, 86 (1987).
 - ² U. Wolff, “Collective Monte Carlo updating for spin systems”, *Phys. Rev. Lett.* **62**, 361 (1989).
 - ³ J-S. Wang and R. H. Swendsen, “Cluster Monte Carlo algorithms”, *Physica A* **167**, 565 (1990).
 - ⁴ P. W. Leung and C. L. Henley, “Percolation properties of the Wolff clusters in planar triangular spin models”, *Phys. Rev. B* **43**, 752 (1991).
 - ⁵ D. Kandel, R. Ben-Av, and E. Domany, “Cluster dynamics for fully frustrated systems”, *Phys. Rev. Lett.* **65**, 941 (1990).
 - ⁶ D. Kandel and E. Domany, “General cluster Monte Carlo dynamics”, *Phys. Rev. B* **43**, 8539 (1991).
 - ⁷ D. Kandel, R. Ben-Av, and E. Domany, “Cluster Monte Carlo dynamics for the fully frustrated Ising model”, *Phys. Rev. B* **45**, 4700 (1992).
 - ⁸ P. D. Coddington and L. Han, “Generalized cluster algorithms for frustrated spin models”, *Phys. Rev. B* **50**, 3058 (1994).
 - ⁹ G. M. Zhang and C. Z. Yang, “Cluster Monte Carlo dynamics for the antiferromagnetic Ising model on a triangular lattice”, *Phys. Rev. B* **50**, 12546 (1994).
 - ¹⁰ P. Hitchcock, E. Sorenson, and F. Alet, “Dual geometric worm algorithm for two-dimensional discrete classical lattice models”, *Phys. Rev. E* **70**, 016702 (2004).
 - ¹¹ Y. Wang, H. D. Sterck, and R. G. Melko, “Generalized Monte Carlo loop algorithm for two-dimensional frustrated Ising models”, *Phys. Rev. E* **85**, 036704 (2012).
 - ¹² P. Patil, I. Dasgupta, and K. Damle, “Resonating valence-bond physics on the honeycomb lattice”, *Phys. Rev. B* **90**, 245121 (2014).
 - ¹³ A. Sen, K. Damle, and A. Vishwanath, “Magnetization Plateaus and Sublattice Ordering in Easy-Axis Kagome Lattice Antiferromagnets”, *Phys. Rev. Lett.* **100**, 097202 (2008).
 - ¹⁴ A. Sen, “Frustrated antiferromagnets with easy axis anisotropy”, Thesis submitted to TIFR, Mumbai (2009).
 - ¹⁵ A. Smerald, S. Korshunov, and F. Mila, “Topological Aspects of Symmetry Breaking in Triangular-Lattice Ising Antiferromagnets”, *Phys. Rev. Lett.* **116**, 197201 (2016).
 - ¹⁶ K. Damle, (unpublished).
 - ¹⁷ F. Alet and E. Sorenson, “Directed geometrical worm algorithm applied to the quantum rotor model”, *Phys. Rev. E* **68**, 026702 (2003).
 - ¹⁸ A. Sen, F. Wang, K. Damle, and R. Moessner, “Triangular and Kagome Antiferromagnets with a Strong Easy-Axis Anisotropy”, *Phys. Rev. Lett.* **102**, 227001 (2009).
 - ¹⁹ G. H. Wannier, “Antiferromagnetism. The Triangular Ising Net”, *Phys. Rev.* **79**, 357 (1950).
 - ²⁰ J. Stephenson, “IsingModel Spin Correlations on the Triangular Lattice”, *J. Math. Phys.* **5**, 1009, (1964).
 - ²¹ K. Kano and S. Naya, “Antiferromagnetism. The Kagome Ising Net”, *Prog. Theor. Phys.* **10**, 158 (1953).
 - ²² M. Bretz *et. al.*, “Phases of He^3 and He^4 Monolayer Films Adsorbed on Basal-Plane Oriented Graphite”, *Phys. Rev. A* **8**, 1589 (1973).
 - ²³ M. Bretz, “Ordered Helium Films on Highly Uniform Graphite—Finite-Size Effects, Critical Parameters, and

- the Three-State Potts Model”, *Phys. Rev. Lett.* **38**, 501 (1977).
- ²⁴ P. M. Horn, R. J. Birgeneau, P. Heiney, and E. M. Hammonds, “Melting of Submonolayer Krypton Films on Graphite”, *Phys. Rev. Lett.* **41**, 961 (1978).
 - ²⁵ O. E. Vilches, “Phase Transitions in Monomolecular Layer Films Physisorbed on Crystalline Surfaces”, *Ann. Rev. Phys. Chem.* **31**, 463 (1980).
 - ²⁶ R. M. Suter, N. J. Colella, and R. Gangwar, “Location of the tricritical point for the melting of commensurate solid krypton on ZYX graphite”, *Phys. Rev. B* **31**, R627 (1985).
 - ²⁷ Y. P. Feng and M. H. W. Chan, “Tricritical- and critical-point melting transitions of commensurate CO on graphite”, *Phys. Rev. Lett.* **64**, 2148 (1990).
 - ²⁸ H. Wiechert, “Ordering phenomena and phase transitions in the physisorbed quantum systems H_2 , HD and D_2 ” *Physica B* **169**, 144 (1991).
 - ²⁹ M. Tanaka, E. Saitoh, H. Miyajima, T. Yamaoka, and Y. Iye, “Magnetic interactions in a ferromagnetic honeycomb nanoscale network”, *Phys. Rev. B* **73**, 052411 (2006).
 - ³⁰ Y. Qi, T. Brintlinger, and J. Cumings, “Direct observation of the ice rule in an artificial Kagome spin ice”, *Phys. Rev. B* **77**, 094418 (2008).
 - ³¹ S. Ladak, D. E. Read, G. K. Perkins, L. F. Cohen, and W. R. Branford, “Direct observation of magnetic monopole defects in an artificial spin-ice system”, *Nature Phys.* **6**, 359 (2010).
 - ³² S. Ladak, D. E. Read, W. R. Branford, and L. F. Cohen, “Direct observation and control of magnetic monopole defects in an artificial spin-ice material”, *New J. Phys.* **13**, 063032 (2011).
 - ³³ M. Wolf and K. D. Schotte, “Ising model with competing next-nearest-neighbour interactions on the Kagome lattice”, *J. Phys. A: Math. Gen.* **21**, 2195 (1988).
 - ³⁴ T. Takagi and M. Mekata, “Magnetic Ordering of Ising Spins on Kagome Lattice with the 1st and the 2nd Neighbor Interactions”, *J. Phys. Soc. Jpn.* **62**, 3943 (1993).
 - ³⁵ A. S. Wills, R. Ballou, and C. Lacroix, “Model of localized highly frustrated ferromagnetism: The Kagome spin ice” *Phys. Rev. B* **66**, 144407 (2002).
 - ³⁶ B. Nienhuis, H. J. Hilhorst, and H. W. J. Blote, “Triangular SOS models and cubic-crystal shapes”, *J. Phys. A: Math. Gen.* **17**, 3559 (1984).
 - ³⁷ D. P. Landau, “Critical and multicritical behavior in a triangular-lattice-gas Ising model: Repulsive nearest-neighbor and attractive next-nearest-neighbor coupling”, *Phys. Rev. B* **27**, 5604 (1983).
 - ³⁸ K. Damle, “Melting of Three-Sublattice Order in Easy-Axis Antiferromagnets on Triangular and Kagome Lattices”, *Phys. Rev. Lett.* **115**, 127204 (2015).
 - ³⁹ O. F. Syljuasen and A. Sandvik, “Quantum Monte Carlo with directed loops”, *Phys. Rev. E* **66**, 046701 (2002).
 - ⁴⁰ O. F. Syljuasen, “Directed loop updates for quantum lattice models”, *Phys. Rev. E* **67**, 046701 (2003).
 - ⁴¹ S. Biswas, G. Rakala, K. Damle, “Quantum cluster algorithm for frustrated Ising models in a transverse field”, *Phys. Rev. B* **93**, 235103 (2016).