

# Joint Causal Inference from Multiple Datasets

**Joris M. Mooij**

*Institute for Informatics, University of Amsterdam  
Amsterdam, The Netherlands*

J.M.MOOIJ@UVA.NL

**Sara Magliacane**

*IBM Research  
Yorktown Heights, United States*

SARA.MAGLIACANE@IBM.COM

*Institute for Informatics, University of Amsterdam  
Amsterdam, The Netherlands*

**Tom Claassen**

*Radboud University Nijmegen  
Nijmegen, The Netherlands*

TOMC@CS.RU.NL

*Institute for Informatics, University of Amsterdam  
Amsterdam, The Netherlands*

**Editor:** ??

## Abstract

The gold standard for discovering causal relations is by means of experimentation. Over the last decades, alternative methods have been proposed that can infer causal relations between variables from certain statistical patterns in purely observational data. We introduce *Joint Causal Inference (JCI)*, a novel approach to causal discovery from multiple data sets that elegantly unifies both approaches. JCI is a causal modeling approach rather than a specific algorithm, and it can be used in combination with any causal discovery algorithm that can take into account certain background knowledge. The main idea is to reduce causal discovery from multiple datasets originating from different contexts (e.g., different experimental conditions) to causal discovery from a single pooled dataset by adding a set of auxiliary context variables. JCI offers the following features: it deals with several different types of interventions in a unified fashion, it can learn intervention targets, it pools data across different datasets which improves the statistical power of independence tests, and by exploiting differences in distribution between contexts it improves on the accuracy and identifiability of the predicted causal relations. We evaluate the approach on flow cytometry data.

**Keywords:** Causal Discovery, Structure Learning, Observational and Experimental Data, Interventions, Randomized Controlled Trials

## 1. Introduction

The aim of causal discovery is to learn the causal relations between variables of a system of interest from data. As a simple motivating example, consider the following scenario. Suppose we would like to discover from data whether alcohol consumption causes headaches. The system of interest is the human body, and in the simplest setting we consider just two variables describing properties of this system: the alcohol consumption in the last 24 hours ( $X_1$ ), and the severity of headache perceived ( $X_2$ ). The available data, consisting of measurements of both variables for dif-

ferent individuals, may have been obtained in different contexts. For example, suppose data from different studies conducted in different countries across the world and using different study designs are available. We can introduce a context variable  $C_1$  to encode the country where the study has been performed: Germany ( $C_1 = 0$ ), Japan ( $C_1 = 1$ ) or the US ( $C_1 = 2$ ). Another context variable  $C_2$  can be introduced to encode the study design: a purely observational study amongst college students ( $C_2 = -1$ ) or a randomized controlled trial with volunteers that were forced to consume certain dosages  $C_2 \geq 0$  of alcohol in a controlled setting. It seems quite plausible that in all these contexts, (excessive) alcohol consumption causes a headache, but the precise quantitative relationship between these variables may differ between contexts. How should we analyse the available data in order to establish the presence or the absence of the hypothesized causal relation? Furthermore, if we find evidence for the causal relation, how can we infer from the data whether the quantitative relationship between alcohol consumption and headaches differs across countries?<sup>1</sup>

The gold standard for causal discovery is provided by randomized experiments (Fisher, 1935). Therefore, a common approach to deal with such problems would be to ignore the observational studies in case unmeasured confounders cannot be ruled out, and analyse the randomized controlled trials separately, combining the conclusions of those separate analysis using meta-analysis techniques. Such an approach may not be optimal as it does not fully exploit the available data. Furthermore, it is not clear how randomized controlled trial data from different subpopulations should be combined in a principled way.

Alternatively, causal discovery methods that do not require experimentation could be applied. These can be divided into constraint-based causal discovery methods, such as the seminal PC (Spirtes et al., 2000), IC (Pearl, 2009) and FCI algorithms (Spirtes et al., 1995; Zhang, 2008), and score-based causal discovery methods (e.g., Heckerman et al., 1995; Chickering, 2002; Koivisto and Sood, 2004). Originally, these methods have been designed to estimate the causal graph of the system from a single dataset corresponding to a single (purely observational) context.

More recently, various causal discovery methods have been proposed that extend these techniques to deal with multiple datasets from different contexts. As an example, the datasets may correspond with a baseline of purely observational data of the “natural” state of the system and different perturbations of the system caused by external interventions on the system,<sup>2</sup> or by changes in the environment of the system. These methods can be divided into two main approaches:

- (a) methods that obtain statistics or constraints from each context separately and then construct a single context-independent causal graph by combining these statistics (Claassen and Heskes, 2010; Tillman and Spirtes, 2011; Hyttinen et al., 2012, 2014; Triantafillou and Tsamardinos, 2015; Rothenhäusler et al., 2015),
- (b) methods that pool all data and construct a single context-independent causal graph directly from the pooled data (Cooper and Yoo, 1999; Tian and Pearl, 2001; Sachs et al., 2005; Eaton and Murphy, 2007; Chen et al., 2007; Hauser and Bühlmann, 2012; Mooij and Heskes, 2013; Peters et al., 2016; Oates et al., 2016a; Zhang et al., 2017).

---

1. Such a difference may be due for example to genetic differences between humans living in different countries.

2. In certain parts of the causal discovery literature, the word “intervention” has become synonymous to “surgical intervention” (i.e., an intervention that precisely sets a variable or set of variables to a certain value without directly affecting the other variables in the system), but in this work we use it in the more general meaning of any external perturbation of the system.

In this paper, we introduce *Joint Causal Inference (JCI)*, a framework for causal discovery from multiple data sets corresponding to measurements that have been performed in different contexts, which takes the latter approach.

The key idea of JCI is to (i) introduce additional context variables that describe the context of each data set, (ii) pool all the data from different contexts, including the values of the context variables, and finally (iii) apply standard causal discovery methods on the pooled data, incorporating background knowledge on the relationships between context and system variables. The framework is simple and very generally applicable as it allows one to deal with latent confounding, cycles, and various types of interventions in a unified way. It does not require background knowledge on the intervention types and targets, making it very suitable to the application on complex systems in which the effects of certain interventions are not known *a priori*. JCI can be implemented using any causal discovery method that can incorporate the appropriate background knowledge on the relationships between context and system variables. This allows us to benefit from the availability of sophisticated and powerful causal discovery methods that have been primarily designed for a single data set from a single context by extending their application domain to the setting of multiple data sets from multiple contexts.

By explicitly introducing the context variables and treating them analogously to the system variables (but with additional background knowledge about their causal relations with the system variables), JCI elegantly combines the principles of causal discovery from experimentation with those of causal discovery from purely observational data. Therefore, it can be viewed as a generalization of the principle of randomized controlled trials to multiple outcome variables. At the same time, but from a different perspective, JCI can be viewed as a generalization of causal discovery from a single dataset to causal discovery from multiple data sets corresponding to different contexts.

This paper is structured as follows. In Section 2 we describe the relevant causal modeling and discovery concepts and define terminology and notation. In Section 3 we introduce our JCI framework, show how it can be implemented using various causal discovery methods, and compare it with related work. In Section 4 we report the experiments on synthetic and flow cytometry data. We conclude in Section 5.

## 2. Background

In this section, we present the background material on which we will base our exposition. We start in Section 2.1 with a brief subsection stating the basic definitions and terminology in the field of graphical causal modeling. Then, in Section 2.2, we discuss the key idea of causal discovery from experimentation (in the setting of a randomized controlled trial, or A-B testing) in these terms. We finish with Section 2.3 that explains the ideas behind causal discovery from purely observational data. The reader that is familiar with these topics may skip this chapter, or quickly read through the first subsection in order to be informed about the notation that we use.

### 2.1 Graphical Causal Modeling

We briefly summarize some basic definitions in the field of graphical causal modeling. For more details, we refer the reader to Pearl (2009); Bongers et al. (2018).

A *Directed Mixed Graph (DMG)* is a graph  $\mathcal{G} = (\mathcal{V}, \mathcal{E}, \mathcal{F})$  with nodes  $\mathcal{V}$  and two types of edges: *directed* edges  $\mathcal{E} \subseteq \mathcal{V}^2$ , and *bidirected* edges  $\mathcal{F} \subseteq \{\{i, j\} : i, j \in \mathcal{V}, i \neq j\}$ . We will denote a directed edge  $(i, j) \in \mathcal{E}$  as  $i \rightarrow j$  or  $j \leftarrow i$ , and call  $i$  a *parent* of  $j$  and  $j$  a *child* of

$i$ . We denote all parents of  $j$  as  $\text{PA}_{\mathcal{G}}(j) := \{i \in \mathcal{V} : i \rightarrow j \in \mathcal{E}\}$ , and all children of  $i$  as  $\text{CH}_{\mathcal{G}}(i) := \{j \in \mathcal{V} : i \rightarrow j \in \mathcal{E}\}$ . We will denote a bidirected edge  $\{i, j\} \in \mathcal{F}$  as  $i \leftrightarrow j$  or  $j \leftrightarrow i$ . Two nodes  $i, j \in \mathcal{V}$  are called *adjacent in  $\mathcal{G}$*  if there is an edge connecting them, i.e.,  $i \rightarrow j \in \mathcal{E}$  or  $i \leftarrow j \in \mathcal{E}$  or  $i \leftrightarrow j \in \mathcal{F}$ . For a subset of nodes  $\mathcal{W} \subseteq \mathcal{V}$ , we define the *induced subgraph*  $\mathcal{G}_{\mathcal{W}} := (\mathcal{W}, \mathcal{E} \cap \mathcal{W}^2, \mathcal{F} \cap \{\{i, j\} : i, j \in \mathcal{W}, i \neq j\})$ , i.e., with nodes  $\mathcal{W}$  and exactly those edges of  $\mathcal{G}$  that connect two nodes in  $\mathcal{W}$ .

A *path between  $i, j \in \mathcal{V}$*  is a sequence  $i_0, e_1, i_1, e_2, i_2, \dots, e_{n-1}, i_n$  of alternating nodes and edges in  $\mathcal{G}$  ( $n \geq 0$ ), such that all  $i_0, \dots, i_n \in \mathcal{V}$ , all  $e_1, \dots, e_{n-1} \in \mathcal{E} \cup \mathcal{F}$ , starting with node  $i_0 = i$  and ending with node  $i_n = j$ , and such that for all  $k = 1, \dots, n-1$ , the edge  $e_k$  connects the two nodes  $i_{k-1}$  and  $i_k$  in  $\mathcal{G}$ . A *trivial path* consists just of a single node and zero edges. A *directed path from  $i \in \mathcal{V}$  to  $j \in \mathcal{V}$*  is a path between  $i$  and  $j$  such that every edge  $e_k$  on the path is of the form  $i_{k-1} \rightarrow i_k$ , i.e., every edge is directed and points away from  $i$ . A *directed cycle* is a directed path from  $i$  to  $j$  such that in addition,  $j \rightarrow i \in \mathcal{E}$ . A directed mixed graph  $\mathcal{G}$  is *acyclic* if it does not contain any directed cycle, in which case it is known as an *Acyclic Directed Mixed Graph (ADMG)*. A directed mixed graph that does not contain bidirected edges is known as a *Directed Graph (DG)*. If a directed mixed graph does not contain bidirected edges and is acyclic, it is called a *Directed Acyclic Graph (DAG)*.

ADMGs can be used as graphical models to represent (conditional) independence properties between random variables (Richardson, 2003). Let  $\mathcal{G} = (\mathcal{V}, \mathcal{E}, \mathcal{F})$  be an ADMG. We say that a pair of subsequent edges on a path in  $\mathcal{V}$  forms a *collider on  $i$*  if the two edges meet head-to-head on their shared node  $i$  (i.e., if the two subsequent edges are of the form  $\rightarrow i \leftarrow$ ,  $\leftrightarrow i \leftarrow$ ,  $\rightarrow i \leftrightarrow$ , or  $\leftrightarrow i \leftrightarrow$ ). Any pair of subsequent edges on the path that is not a collider is called a *non-collider on  $i$*  (i.e., if the two subsequent edges are of the form  $\rightarrow i \rightarrow$ ,  $\leftarrow i \leftarrow$ ,  $\leftarrow i \rightarrow$ ,  $\leftrightarrow i \rightarrow$ , or  $\leftarrow i \leftrightarrow$ ). We say that a path in  $\mathcal{G}$  is *blocked by  $C \subseteq \mathcal{V}$*  if it contains a collider on a node  $i \notin C$ , or a non-collider on a node  $i \in C$ , or if its first or last node (or both) is in  $C$ . If all paths in  $\mathcal{G}$  between any node in set  $A \subseteq \mathcal{V}$  and any node in set  $B \subseteq \mathcal{V}$  are blocked by a set  $C \subseteq \mathcal{V}$ , we say that  $A$  is  *$d$ -separated from  $B$  by  $C$* , and we write  $A \perp B \mid C [\mathcal{G}]$ .<sup>3</sup> Let  $\mathbf{X} = (X_j)_{j \in \mathcal{V}}$  be a family of random variables indexed by the nodes  $\mathcal{V}$  of ADMG  $\mathcal{G}$ , and let  $\mathbb{P}(\mathbf{X})$  denote the probability distribution of  $\mathbf{X}$ . The (*global directed*) *Markov property* holds for the pair  $(\mathcal{G}, \mathbf{X})$  if each  $d$ -separation implies a conditional independence:

$$A \perp B \mid C [\mathcal{G}] \implies \mathbf{X}_A \perp\!\!\!\perp \mathbf{X}_B \mid \mathbf{X}_C [\mathbb{P}(\mathbf{X})]$$

for all sets  $A, B, C \subseteq \mathcal{V}$ . The *faithfulness condition* (Spirtes et al., 2000; Pearl, 2009; Meek, 1995) holds if all conditional independences are due to  $d$ -separations:

$$\mathbf{X}_A \perp\!\!\!\perp \mathbf{X}_B \mid \mathbf{X}_C [\mathbb{P}(\mathbf{X})] \implies A \perp B \mid C [\mathcal{G}]$$

for all sets  $A, B, C \subseteq \mathcal{V}$ .

Acyclic Directed Mixed Graphs are also used as a graphical representation for variables (labelled by the nodes) and their causal relations (expressed by the edges) in Semi-Markov Causal Models (Pearl, 2009). A Semi-Markov Causal Model is a special case of a *Structural Causal Model (SCM)*, also known as a (non-parametric) *Structural Equation Model (SEM)*, which is defined as follows (Pearl, 2009; Bongers et al., 2018).<sup>4</sup> Formally, an SCM is a tuple  $\mathcal{M} = \langle \mathcal{I}, \mathcal{K}, \mathcal{H}, \mathcal{X}, \mathcal{E}, \mathbf{f}, \mathbb{P}_{\mathcal{E}} \rangle$

3. Sometimes, this is called  $m$ -separation in the literature.

4. Several slightly different definitions of SCMs have been proposed in the literature, which all have their (dis)advantages. Here we use a variant that is most convenient for our purposes here.

consisting of (i) a finite index set  $\mathcal{I}$  for the endogenous variables in the model; (ii) a finite index set  $\mathcal{K}$  for the latent exogenous variables in the model; (iii) a directed graph  $\mathcal{H}$  with nodes  $\mathcal{I} \cup \mathcal{K}$ , and directed edges pointing from  $\mathcal{I} \cup \mathcal{K}$  to  $\mathcal{I}$ ; (iii) a product of Borel<sup>5</sup> spaces  $\mathcal{X} = \prod_{i \in \mathcal{I}} \mathcal{X}_i$ , which define the domains of the endogenous variables; (iv) a product of Borel spaces  $\mathcal{E} = \prod_{k \in \mathcal{K}} \mathcal{E}_k$ , which define the domains of the exogenous variables; (v) a measurable function  $\mathbf{f} : \mathcal{X} \times \mathcal{E} \rightarrow \mathcal{X}$ , the *causal mechanism*, such that each of its components  $f_i$  only depends on a particular subset of the variables, as specified by the directed graph  $\mathcal{H}$ :

$$f_i : \mathcal{X}_{\text{PA}_{\mathcal{H}}(i) \cap \mathcal{I}} \times \mathcal{E}_{\text{PA}_{\mathcal{H}}(i) \cap \mathcal{K}} \rightarrow \mathcal{X}_i, \quad i \in \mathcal{I};$$

(vi) a product probability measure  $\mathbb{P}_{\mathcal{E}} = \prod_{k \in \mathcal{K}} \mathbb{P}_{\mathcal{E}_k}$  on  $\mathcal{E}$  specifying the *exogenous distribution*. The graph  $\mathcal{H}$  is called the *functional graph* of  $\mathcal{M}$ . If  $\mathcal{H}$  is acyclic, we call the SCM  $\mathcal{M}$  *acyclic*, otherwise we call the SCM *cyclic*. A pair of random variables  $(\mathbf{X}, \mathbf{E})$  is called a *solution* of the SCM  $\mathcal{M}$  if  $\mathbf{X} = (X_i)_{i \in \mathcal{I}}$  with  $X_i \in \mathcal{X}_i$  for all  $i \in \mathcal{I}$ ,  $\mathbf{E} = (E_k)_{k \in \mathcal{K}}$  with  $E_k \in \mathcal{E}_k$  for all  $k \in \mathcal{K}$ , the distribution  $\mathbb{P}(\mathbf{E})$  is equal to the exogenous distribution  $\mathbb{P}_{\mathcal{E}}$ , and the *structural equations*:

$$X_i = f_i(\mathbf{X}_{\text{PA}_{\mathcal{H}}(i) \cap \mathcal{I}}, \mathbf{E}_{\text{PA}_{\mathcal{H}}(i) \cap \mathcal{K}}) \quad \text{a.s.}$$

hold for all  $i \in \mathcal{I}$ . For acyclic SCMs, solutions exist and have a unique distribution that is determined by the SCM. This is not generally the case in cyclic SCMs, see also Bongers et al. (2018). We refer to the unique marginal distribution  $\mathbb{P}(\mathbf{X})$  of a solution of an acyclic SCM  $\mathcal{M}$  as the induced *observational distribution* of  $\mathcal{M}$  and denote it as  $\mathbb{P}_{\mathcal{M}}(\mathbf{X})$ . An SCM is often specified in practice informally, by specifying only the structural equations and the density<sup>6</sup> of the exogenous distribution with respect to some product measure, for example:

$$\mathcal{M} : \begin{cases} X_i & = f_i(\mathbf{X}_{\text{PA}_{\mathcal{H}}(i) \cap \mathcal{I}}, \mathbf{E}_{\text{PA}_{\mathcal{H}}(i) \cap \mathcal{K}}) \\ p(\mathbf{E}) & = \prod_{k \in \mathcal{K}} p(E_k). \end{cases}$$

The *causal graph* of an acyclic SCM  $\mathcal{M}$  is the acyclic directed mixed graph  $\mathcal{G}(\mathcal{M})$  with nodes  $\mathcal{I}$ , directed edges  $i_1 \rightarrow i_2$  in  $\mathcal{G}$  iff  $i_1 \rightarrow i_2 \in \mathcal{H}$ , and bidirected edges  $i_1 \leftrightarrow i_2$  in  $\mathcal{G}$  iff there exists  $k \in \text{PA}_{\mathcal{H}}(i_1) \cap \text{PA}_{\mathcal{H}}(i_2) \cap \mathcal{K}$ .<sup>7</sup> The directed edges in  $\mathcal{G}$  represent *direct* causal relations between endogenous variables (i.e.,  $i \rightarrow j$  iff  $i$  is a direct cause of  $j$  with respect to  $\mathcal{I}$ ), and the bidirected edges in  $\mathcal{G}$  may be interpreted to represent the influence of *latent confounders*, i.e.,  $i \leftrightarrow j$  iff there exists a common cause of  $i$  and  $j$  that is not in  $\mathcal{V}$  and this common cause  $k$  is a direct cause of  $i$  and  $j$  with respect to  $\{i, j, k\}$ . Acyclic SCMs whose causal graphs contain bidirected edges are also sometimes called *Semi-Markov Causal Models* (Pearl, 2009). A fundamental result states that the Markov property holds for acyclic SCMs: the observational distribution  $\mathbb{P}_{\mathcal{M}}(\mathbf{X})$  induced by the SCM  $\mathcal{M}$  is Markov with respect to its causal graph  $\mathcal{G}(\mathcal{M})$  (Richardson, 2003; Pearl, 2009; Bongers et al., 2018).

5. A *Borel space* is both a measurable and a topological space, such that the sigma-algebra is generated by the open sets. Most spaces that one encounters in practice are Borel spaces.

6. We denote a probability measure (or distribution) of a random variable  $\mathbf{X}$  by  $\mathbb{P}(\mathbf{X})$ , and a density of  $\mathbf{X}$  with respect to some product measure by  $p(\mathbf{X})$ .

7. This definition of causal graph makes a slight simplification: a more precise definition would leave out edges that are not absolutely necessary. For example, if the structural equation for  $X_2$  reads  $X_2 = 0 \cdot X_1 + X_3$  then  $1 \rightarrow 2 \in \mathcal{H}$  but this edge would not be in  $\mathcal{G}$ . For the rigorous version of this definition, and how it can be extended to certain cyclic SCMs, see Bongers et al. (2018).

The starting point for most approaches to causal discovery from observational data is to assume that the data is modelled by an (unknown) acyclic SCM  $\mathcal{M}$ , such that the observational distribution  $\mathbb{P}_{\mathcal{M}}(\mathbf{X})$  satisfies the Markov property with respect to its causal graph  $\mathcal{G}(\mathcal{M})$ , and in addition, that the faithfulness assumption holds, i.e., that the causal graph explains *all* conditional independences present in the observational distribution. This means that by assumption, the following equivalence holds:

$$A \perp B \mid C [\mathcal{G}(\mathcal{M})] \iff \mathbf{X}_A \perp\!\!\!\perp \mathbf{X}_B \mid \mathbf{X}_C [\mathbb{P}_{\mathcal{M}}(\mathbf{X})]$$

for all sets  $A, B, C \subseteq \mathcal{V}$ .

If the SCM is cyclic, then several things change. First, cyclic SCMs could have no solution at all, or could have multiple solutions with different distributions. Because of this, the definition of the causal graph becomes more subtle, and additional assumptions have to be made to obtain an unambiguous causal graph (Bongers et al., 2018). Furthermore, the notion of d-separation no longer applies in general. It does apply for linear models, and for discrete variables under additional assumptions, but in general it needs to be replaced with the notion of  $\sigma$ -separation (Forré and Mooij, 2017), which is a particular generalization of d-separation to cyclic directed mixed graphs. Therefore, the Markov property and faithfulness property generalize to the generic cyclic case by replacing the d-separation criterion by the  $\sigma$ -separation criterion. In this paper, we will only discuss the acyclic setting for simplicity of exposition, but note that the JCI framework also applies in the cyclic case by using the appropriate generalizations of the acyclic notions, which are discussed in more depth in Bongers et al. (2018); Forré and Mooij (2017).

## 2.2 Causal Discovery by Experimentation

The gold standard for causal discovery is by means of experimentation. For example, Randomized Controlled Trials (Fisher, 1935) form the foundation of modern evidence-based medicine. In engineering, A-B testing is a common protocol to optimize certain features of interest of an engineered system. Toddlers learn causal representations of the world through playful experimentation.

We will discuss here the simplest Randomized Controlled Trial setting by formulating it in terms of the graphical causal terminology introduced in the last section. The experimental procedure is as follows. Consider two variables, “treatment”  $C$  and “outcome”  $X$ . In the simplest setting, one considers a binary treatment variable, where  $C = 1$  corresponds to “treat with drug” and  $C = 0$  corresponds to “treat with placebo”. For example, the drug could be aspirin, and outcome could be the severity of headache perceived two hours later. Patients are split into two groups, the treatment and the control group, by means of a coin flip that assigns a value of  $C$  to every patient.<sup>8</sup> Patients are treated depending on the assigned value of  $C$ . Some time after treatment, the outcome  $X$  is measured for each patient. This yields a dataset  $(C_n, X_n)_{n=1}^N$ . If the distribution of outcome  $X$  significantly differs between the two groups, one concludes that treatment is a cause of outcome.

The important underlying causal assumptions that ensure the validity of the conclusion are:

- (i) outcome  $X$  does not cause treatment  $C$  (which is justified if the outcome is an event that occurs later in time than the treatment event),
- (ii) there is no confounding between treatment and outcome (this is where the randomization comes in: if treatment is decided solely by a coin flip, then it is reasonable to assume that

---

8. Usually this is done in a double-blind way, so that neither the patient nor the doctor knows which group a patient has been assigned to.

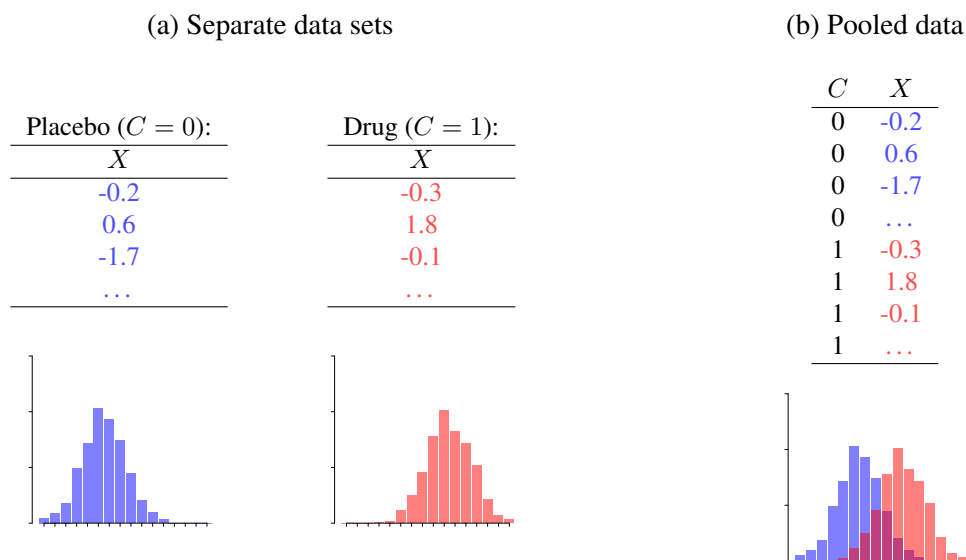


Figure 1: Illustration of the data from an example Randomized Controlled Trial. The data can either be interpreted as (a) two separate data sets, one for the treatment and one for the control group, or (b) as a single data set including a context variable indicating treatment/control. Note that in this particular example,  $C$  is dependent on  $X$  in the pooled data (or equivalently, the distribution of  $X$  differs between contexts  $C = 0$  and  $C = 1$ ), which implies that  $C$  must have a causal effect on  $X$ .

there is no latent common cause that influences *both* the outcome of the coin flip and the outcome variable  $X$ ),

- (iii) no selection bias is present in the data (in other words, data samples have not been selected afterwards based on the measured values of  $C$  or  $X$ , which could happen for example if somebody would have selected only a subset of patients that suffered from certain treatment side effects).

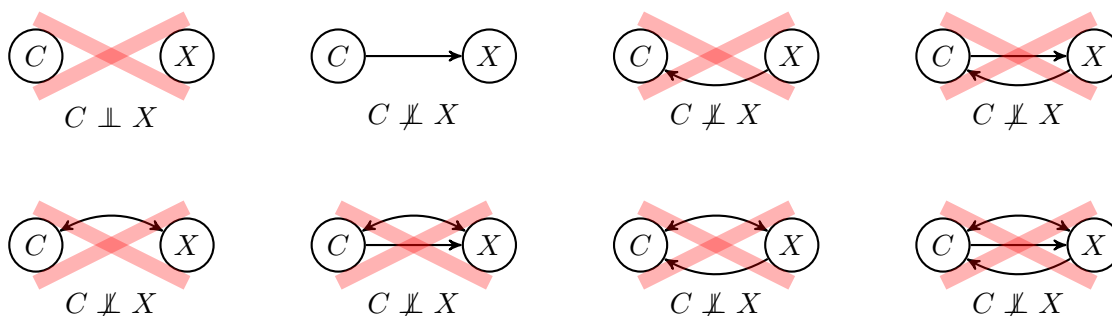
Under these assumptions, one can show that if the distribution of the outcome  $X$  differs between the two groups of patients (“treatment group” with  $C = 1$  vs. “control group” with  $C = 0$ ), then treatment must have a causal effect on outcome (in this population of patients). There are two conceptually slightly different ways of testing this, depending on whether we treat the data as a single dataset, or rather as two datasets (each one corresponding to a particular patient group), see also Figure 1. If we consider the data about outcome  $X$  in the two groups as *different* data sets (corresponding to the same variable  $X$ , but measured in different contexts  $C$ ), then the question is whether the distribution of  $X$  is statistically *different* in the two data sets. This can be tested with a two-sample test, for example, a  $t$ -test or a Wilcoxon test. The other alternative is to consider the data as a single data set (by pooling the data for the two groups), and let the value of  $C$  indicate the context of each sample (treatment or control). The question now becomes whether the conditional distribution of  $X$  given  $C = 0$  differs from the conditional distribution of  $X$  given  $C = 1$ , i.e., whether  $\mathbb{P}(X|C = 0) \neq \mathbb{P}(X|C = 1)$ . In other words, we have to test whether there is a statistically significant *dependence*  $X \not\perp C$  in the pooled data between treatment  $C$  and outcome

$X$ ; if there is, it must be due to the treatment  $C$  causing the outcome  $X$ , as the following simple proposition shows:

**Proposition 1** *Suppose that the data-generating process on context variable  $C$  and outcome variable  $X$  can be modeled by an SCM. The Randomized Controlled Trial assumptions:*

- (i) *outcome  $X$  does not cause treatment  $C$ ,*
  - (ii) *outcome  $X$  and treatment  $C$  are unconfounded,*
  - (iii) *the sampling procedure is not subject to selection bias,*
- together imply that if  $C \not\perp\!\!\!\perp X$ , then  $C$  causes  $X$ .*

**Proof** The proof consists of enumerating all possible causal graphs on two variables, and ruling out the ones that are not in agreement with the assumptions:



■

Of course, in this straightforward example the equivalence between the two approaches (differences between two separate data sets vs. properties of a single pooled data set) is trivial, and the reader may wonder why we emphasize it. The reason is that the key idea of our approach is precisely this: reducing a possibly complicated and poorly understood causal discovery problem with multiple datasets to a more standard causal discovery problem involving a single pooled data set. The Joint Causal Inference framework that we propose in this paper can be considered as a straightforward extension of this Randomized Controlled Trial setting to multiple (treatment and) outcome variables. It is important to realize that the simple causal reasoning for the RCT *cannot* be made when looking at the two data sets in isolation (i.e., by considering only properties of  $\mathbb{P}(X | C = 0)$  and  $\mathbb{P}(X | C = 1)$  separately, and not using in addition any other properties of the joint distribution  $\mathbb{P}(X, C)$ ). The latter approach is commonly used by constraint-based methods for causal discovery from multiple data sets (e.g., Tillman, 2009; Claassen and Heskes, 2010; Tillman and Spirtes, 2011; Hyttinen et al., 2014; Triantafillou and Tsamardinos, 2015; Rothenhäusler et al., 2015).

Under the assumptions made, the crucial (and possibly very strong) signal in the data that allows one to draw the conclusion that  $C$  causes  $X$  is the dependence  $C \not\perp\!\!\!\perp X$  in the pooled data. Methods that only test for conditional independences *within* each context and subsequently combine these into a single context-independent causal model will not yield any conclusion in this setting. The approach taken by JCI, on the other hand, is to analyze the pooled data jointly, so that informative signals like these can be taken into account.



### 2.3 Causal Discovery from Purely Observational Data

Over the last two decades, alternative methods have been proposed to perform causal discovery from *purely observational* data. This is intriguing and potentially of high relevance, since experiments may be impossible, unfeasible, impractical, unethical or too expensive to perform. These causal discovery methods can be divided into *constraint-based* causal discovery methods, such as the PC (Spirtes et al., 2000), IC (Pearl, 2009) and FCI algorithms (Spirtes et al., 1995; Zhang, 2008), and *score-based* causal discovery methods (e.g., Heckerman et al., 1995; Chickering, 2002; Koivisto and Sood, 2004). The PC and IC algorithms and most score-based methods assume causal sufficiency, while the FCI algorithm and other modern constraint-based algorithms allow for latent confounders and selection bias. Originally, these methods have been designed to estimate the causal graph of the system from a single dataset corresponding to a single (purely observational) context.

All these methods try to infer causal relationships on the basis of subtle statistical patterns in the data. The most important of these patterns are (conditional) independences between variables. These are exploited by most constraint-based methods, and implicitly, by score-based methods. Other patterns, such as “Verma constraints” (Shpitser et al., 2014), non-Gaussianity in linear models (Kano and Shimizu, 2003), and non-additivity of noise in nonlinear models (Peters et al., 2014) can also be exploited. Another class of methods that has become popular more recently are methods that try to infer the causal direction ( $A \rightarrow B$  vs.  $B \rightarrow A$ ) from purely observational data of variable pairs (see e.g., Mooij et al., 2016). Since our main goal is to enable constraint-based causal discovery from multiple contexts, we will focus on this approach here, while noting that the JCI framework that we propose in the next section is compatible with all approaches to causal discovery from purely observational data that allow for multiple variables and can handle certain background knowledge.

As discussed in detail by Spirtes et al. (2000), causal discovery from conditional independence patterns in purely observational data becomes possible under strong assumptions. The simplest example of how certain patterns of conditional independences in the observational distribution can lead to conclusions about the causal relations of the variables is given by the “Y-structure” pattern (Mani, 2006), which is illustrated in Figure 2.

**Proposition 2** *Suppose that the data-generating process on four variables  $X_1, X_2, X_3, X_4$  can be modeled by an acyclic SCM. Assume that the sampling procedure is not subject to selection bias, and that faithfulness holds. If the following are all and the only conditional independences that hold in the observational distribution  $\mathbb{P}(X_1, X_2, X_3, X_4)$ :*

$$\left\{ \begin{array}{l} X_1 \perp\!\!\!\perp X_2, \\ X_1 \perp\!\!\!\perp X_4 \mid X_3, \\ X_2 \perp\!\!\!\perp X_4 \mid X_3, \\ X_1 \perp\!\!\!\perp X_4 \mid \{X_2, X_3\}, \\ X_2 \perp\!\!\!\perp X_4 \mid \{X_1, X_3\} \end{array} \right.$$

*then  $X_3$  causes  $X_4$  directly, and  $X_3$  and  $X_4$  are unconfounded (both with respect to  $\{X_1, X_2, X_3, X_4\}$ ).*

**Proof** Under the assumptions, one can show that the only causal graphs compatible with the observed conditional independences are the ones in Figure 2, where  $X_1$  must be adjacent to  $X_3$  via at least one of the two dashed edges, and similarly,  $X_2$  must be adjacent to  $X_3$  via at least one of the two dashed edges: ■

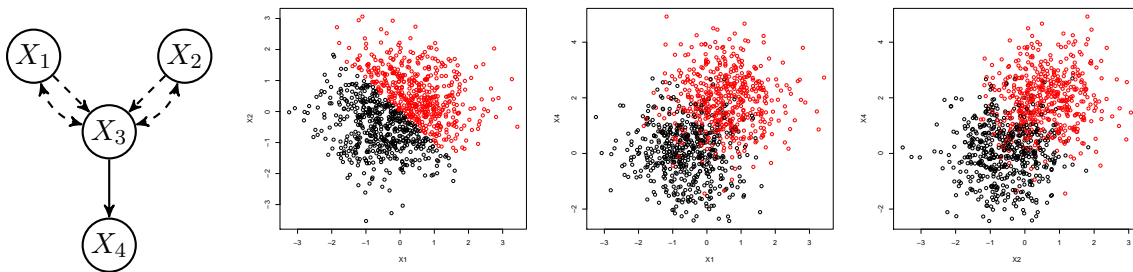


Figure 2: Left: Causal graphs satisfying the “Y-structure” pattern on four variables  $(X_1, X_2, X_3, X_4)$ . Right: Scatter plots illustrating the Y-structure pattern, where  $X_3$  is discrete-valued and its value is indicated by color (black, red); left:  $X_1$  vs.  $X_2$ , center:  $X_1$  vs.  $X_4$ , right:  $X_2$  vs.  $X_4$ .

This example illustrates how conditional independence patterns in the observational distribution allow one to infer certain features of the underlying causal model. This principle is exploited more generally by constraint-based methods, and implicitly, by score-based methods that optimize a penalized likelihood over causal graphs.

Typically, not all causal relations can be inferred (are *identifiable*) from purely observational data. Another disadvantage of causal discovery methods from purely observational data is that they typically need very large sample sizes and strong assumptions in order to work reliably. These are some of the motivations to combine these ideas with those of causal discovery by experimentation, as we will do in the next section, in the hope to gain the best of two worlds.

### 3. Joint Causal Inference

In this section we introduce Joint Causal Inference (JCI), a framework for causal discovery from multiple data sets corresponding to measurements that have been performed in different contexts, that combines the main ideas presented in Sections 2.2 and 2.3.

#### 3.1 Causal Modeling of System and Context

Henceforth, we will distinguish *system variables*  $(X_j)_{j \in \mathcal{J}}$  describing the system of interest, and *context variables*  $(C_i)_{i \in \mathcal{I}}$  describing the context in which the system has been observed. Obviously, the decision of what to consider part of the “system” and what to consider part of its “context” does not reflect an objective property of nature, but is a choice of the modeler. We think of the system variables as *endogenous* variables of the system of interest, whereas the context variables are observed *exogenous* variables for the system of interest. In particular, context variables could describe which interventions have been performed on the system, or more specifically, how these interventions have been performed, in which case we will also refer to them as *intervention variables*. The possible interventions are not limited to the perfect (“surgical”) interventions modeled by the do-operator of Pearl (2009), but can also be more general types of interventions that appear in practice, like mechanism changes (Tian and Pearl, 2001), soft interventions (Markowitz et al., 2005), fat-hand interventions (Eaton and Murphy, 2007), activity interventions (Mooij and Heskes, 2013), and stochastic versions of all these. This will be discussed in more detail in Section 3.3. Even more generally, a context variable could describe any property of the environment of the system,

including those properties that one would not normally think about as an intervention (for example, the variable  $C_1$  in the example in Section 1 that encodes in which country the data has been measured) can be considered as context variables.

The idea of explicitly considering context variables is not novel: they have been discussed in the literature under various names, such as the “force variables” introduced by Pearl (1993), “decision variables” in influence diagrams (Dawid, 2002), “regime indicators” in Didelez et al. (2006), “selection variables” in selection diagrams (Bareinboim and Pearl, 2013), and the “environment variable” in Peters et al. (2016). Some formal aspects in how these variables are treated vary across accounts, however. Context variables may appear to be a more general concept than intervention variables, since every intervention can be seen as a change of context, but not every change of context is naturally thought of as an intervention. For our purposes, however, there will be no need to treat the two differently in any way, it is only their interpretation that differs.

The basic idea of JCI is simple: rather than considering a causal model of the system alone (i.e., modeling only the endogenous system variables  $\{X_j\}_{j \in \mathcal{J}}$ ), we broaden its scope to include relevant parts of the environment of the system (i.e., we include the exogenous context variables  $\{C_i\}_{i \in \mathcal{I}}$ ). Thereby, we “internalize” parts of the environment of the system, which makes the meta-system (consisting of both system and its environment) amenable to formal causal modeling. We will formalise this idea in the next subsection.

### 3.2 Causal Modeling in Multiple Contexts

In this subsection we will discuss various ways to model the same data generating process, thereby motivating the choice we make in the JCI framework. An illustrative example is provided in Figure 3. We will denote system variables as  $\mathbf{X} = (X_j)_{j \in \mathcal{J}}$  with values  $\mathbf{x} \in \mathcal{X} = \prod_{j \in \mathcal{J}} \mathcal{X}_j$ , context variables as  $\mathbf{C} = (C_i)_{i \in \mathcal{I}}$  with values  $\mathbf{c} \in \mathcal{C} = \prod_{i \in \mathcal{I}} \mathcal{C}_i$ , and latent exogenous variables as  $\mathbf{E} = (E_k)_{k \in \mathcal{K}}$  with values  $\mathbf{e} \in \mathcal{E} = \prod_{k \in \mathcal{K}} \mathcal{E}_k$ .

For simplicity, let us start with considering a Structural Causal Model of the system in a single context:

$$\mathcal{M}^0 : \begin{cases} X_j &= f_j^0(\mathbf{X}_{\text{PA}_{\mathcal{G}^0}(j)} \cap \mathcal{J}, \mathbf{E}_{\text{PA}_{\mathcal{G}^0}(j)} \cap \mathcal{K}) & j \in \mathcal{J} \\ p(\mathbf{E}) &= \prod_{k \in \mathcal{K}} p(E_k). \end{cases} \quad (1)$$

This is the standard modeling approach (Pearl, 2009) in which contexts are not considered. The system variables  $\mathbf{X} = (X_j)_{j \in \mathcal{J}}$  are *endogenous* variables of the system, and the noise variables  $\mathbf{E} = (E_k)_{k \in \mathcal{K}}$  are independent *latent exogenous* variables that are assumed not to be caused by the system variables  $\mathbf{X}$ . The functional graph  $\mathcal{G}^0$  has nodes  $\mathcal{J} \cup \mathcal{K}$  and directed edges corresponding to the functional dependencies of the causal mechanisms on the variables:  $\mathcal{G}^0$  contains a directed edge  $j' \rightarrow j$  if  $f_j^0$  depends on  $X_{j'}$ , and a directed edge  $k \rightarrow j$  if  $f_j^0$  depends on  $E_k$ .

Our goal here is to consider multiple contexts. The simplest way to do so would be to write down a model of the form (1) for each possible context  $\mathbf{c} \in \mathcal{C}$  separately:

$$\mathcal{M}^{\mathbf{c}} : \begin{cases} X_j &= f_j^{\mathbf{c}}(\mathbf{X}_{\text{PA}_{\mathcal{G}^{\mathbf{c}}}(j)} \cap \mathcal{J}, \mathbf{E}_{\text{PA}_{\mathcal{G}^{\mathbf{c}}}(j)} \cap \mathcal{K}) & j \in \mathcal{J} \\ p(\mathbf{E}) &= \prod_{k \in \mathcal{K}} p(E_k), \end{cases} \quad (2)$$

Here, we assumed that only the causal mechanisms of the system variables (and the corresponding functional graphs) may depend on the context  $\mathbf{c}$ , whereas the distribution of the exogenous variables remains context-independent. The latter is not a very strong restriction in general, as one could

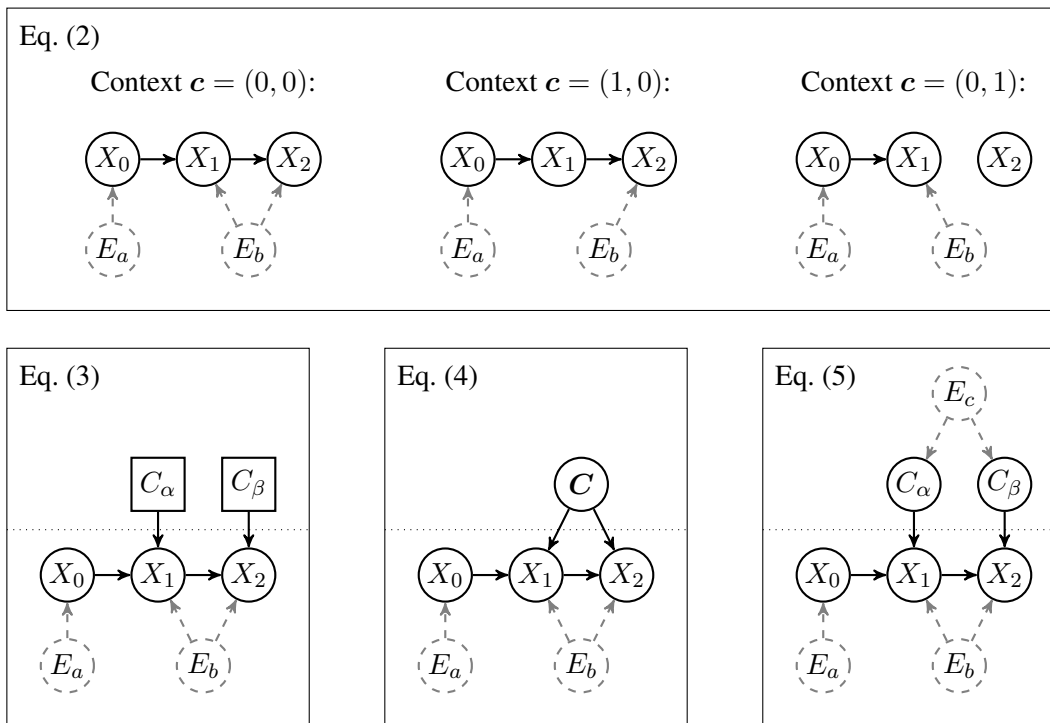


Figure 3: Functional graphs corresponding to different possible modeling approaches. In this example, there are three endogenous system variables  $X_0, X_1$  and  $X_2$ , two exogenous latent variables  $E_a, E_b$ , and three different contexts, labelled by  $c = (c_\alpha, c_\beta) \in \{(0, 0), (1, 0), (0, 1)\}$ . These contexts correspond with an observational context ( $c = (0, 0)$ ), a mechanism change on  $X_1$  ( $c = (1, 0)$ ), and a perfect intervention on  $X_2$  ( $c = (0, 1)$ ). Depending on the approach, context variables are handled differently. Top panel: modeling each context separately, as in Eq. (2), without introducing context variables, but with context-specific functional graphs. Bottom left panel: modeling all contexts jointly, as in Eq. (3), where context variables (indicated by rectangles) are not considered to be random variables. Bottom center panel: modeling all contexts jointly, as in Eq. (4), where an observed *exogenous random* variable  $C$  is introduced to model the context. Bottom right panel: modeling all contexts jointly, as in Eq. (5), where *endogenous random* variables  $C_\alpha, C_\beta$  are introduced in addition to a latent exogenous variable  $E_c$  to model the causal influence of the context on system variables together with its distribution. The latter is the approach taken by JCI.

enlarge the space of latent exogenous variables so that it is satisfied. In this approach, therefore, the causal discovery problem from multiple contexts would reduce to separate, independent causal discovery problems, one for each context.

To constrain the model further, which would allow one to combine the information in the data of the different contexts to build a single model that describes all contexts jointly, we can specify in detail on which context variables each causal mechanism depends, and write the family of models  $(\mathcal{M}^c)_{c \in \mathcal{C}}$  in (2) as a single causal model with parameter  $c$ :

$$\mathcal{M}(c) : \begin{cases} X_j & = f_j(\mathbf{X}_{\text{PA}_{\mathcal{G}}(j) \cap \mathcal{J}}, \mathbf{c}_{\text{PA}_{\mathcal{G}}(j) \cap \mathcal{I}}, \mathbf{E}_{\text{PA}_{\mathcal{G}}(j) \cap \mathcal{K}}) & j \in \mathcal{J} \\ p(\mathbf{E}) & = \prod_{k \in \mathcal{K}} p(E_k), \end{cases} \quad (3)$$

where we now use a single graph  $\mathcal{G}$  to simultaneously model the functional dependences of the causal mechanisms. The graph  $\mathcal{G}$  has nodes  $\mathcal{I} \cup \mathcal{J} \cup \mathcal{K}$ , and directed edges pointing towards the system variable nodes  $\mathcal{J}$  to express the functional dependencies of the causal mechanisms on the variables. In particular, the graph  $\mathcal{G}$  represents on which components  $\text{PA}_{\mathcal{G}}(j) \cap \mathcal{I}$  of the context  $c$  each causal mechanism  $f_j$  depends. This makes the model (3) more expressive than the family of models (2). The induced subgraph of  $\mathcal{G}$  on  $\mathcal{J}$  can be taken to be the union of the separate context-dependent subgraphs  $\mathcal{G}^c$  on  $\mathcal{J}$ .<sup>9</sup>

Note that the model (3) is not a standard SCM: the context variables  $c$  do not have structural equations, nor do they have an imposed probability distribution. Rather, they are treated as external parameters of the model. This is similar to how “decision variables” are formally treated in *influence diagrams* (Dawid, 2002), and to how “selection variables” should be formally treated in *selection diagrams* (Bareinboim and Pearl, 2013). This is also the modeling approach taken by Eaton and Murphy (2007); Mooij and Heskes (2013), who optimize the *conditional* likelihood, which is conditioned on the context, and independent of the distribution over contexts.

For the purposes of constraint-based causal discovery from multiple datasets that correspond to measurements performed in different contexts, the formal difference between the context variables  $\mathbf{C}$  and the other variables  $\mathbf{X}$ ,  $\mathbf{E}$  is inconvenient. Indeed, the standard notion of statistical independence (Dawid, 1979) would no longer suffice, and more complicated notions, such as for example the one recently introduced by Constantinou and Dawid (2017), would have to be considered instead. However, besides adding unnecessary formal complexity, that only works under additional assumptions (for example, that the context is discrete-valued). To avoid such complications, our approach will be to treat the context variables  $\mathbf{C}$  formally as random variables, like the other variables in the model. This leads to the following causal model, in which the context variables  $\mathbf{C}$  are now treated as *observed exogenous* variables (in addition to the usual latent exogenous variables  $\mathbf{E}$ ):

$$\mathcal{M}' : \begin{cases} X_j & = f_j(\mathbf{X}_{\text{PA}(j) \cap \mathcal{J}}, \mathbf{C}_{\text{PA}(j) \cap \mathcal{I}}, \mathbf{E}_{\text{PA}(j) \cap \mathcal{K}}) & j \in \mathcal{J} \\ p(\mathbf{C}, \mathbf{E}) & = p(\{C_i\}_{i \in \mathcal{I}}) \prod_{k \in \mathcal{K}} p(E_k). \end{cases} \quad (4)$$

This model imposes a probability distribution  $\mathbb{P}(\mathbf{C})$  on the context variables, the *context distribution*. The idea is that the context distribution will reflect the empirical distribution of the context variables in the *pooled* data, by using as the probability of a context the fraction of the total number of samples that have been measured in that context. One might object that this makes the model very specific to the particular setting, since it now also specifies the relative numbers of samples in

---

9. Note that  $\mathcal{G}$  will not necessarily be acyclic, even if all  $\mathcal{G}^c$  are acyclic.

each dataset, but we will prove (see Theorem 3) that at least asymptotically, the conclusions of the causal discovery procedure will not depend on these details under reasonable assumptions, and will therefore generalize to other context distributions.

Note that we have assumed in (4) that the context variables  $C$  are statistically independent of the latent exogenous variables  $E$ . This is a modeling assumption that is not necessarily true in general. Indeed, in observational studies in which treatment is decided based on the (diagnosis of the) pre-treatment health status of a patient, which may also influence the post-treatment outcome, this may not be true. A proper randomization of the treatment would be necessary to guarantee the validity of that assumption.

In order to be able to easily use standard causal discovery methods and corresponding notations, we will perform one final formal modification of the model. We will write it in the form of a standard SCM, which formally only considers endogenous and latent exogenous variables (but does not allow for observed exogenous variables). This has the additional advantage that we can easily weaken the assumption of independence of the context variables  $C$  and the latent exogenous variables  $E$ , if deemed necessary by the modeler. Our final formulation of the model then treats the context variables as *endogenous* variables:

$$\mathcal{M} : \begin{cases} C_i &= g_i(\mathbf{E}_{\text{PA}(i) \cap \mathcal{K}}), & i \in \mathcal{I} \\ X_j &= f_j(\mathbf{X}_{\text{PA}(j) \cap \mathcal{J}}, \mathbf{C}_{\text{PA}(j) \cap \mathcal{I}}, \mathbf{E}_{\text{PA}(j) \cap \mathcal{K}}) & j \in \mathcal{J} \\ p(\mathbf{E}) &= \prod_{k \in \mathcal{K}} p(E_k). \end{cases} \quad (5)$$

The context variables are still not caused by the system variables, nor by other context variables, and in that sense they can be considered to be exogenous. This constraint is encoded in the specific form of the structural equations for the context variables. Confounding between context and system variables is possible in general, through dependences on common exogenous latent parents.

In the final formulation of the causal model, the context variables are considered to be part of the system by the SCM—we have “internalized” them. The main advantage of that approach over the earlier ones discussed before is that context variables are formally treated in exactly the same way as the system variables (except for the restrictions on the graph structure  $\mathcal{H}$ ). This implies in particular that all standard definitions and terminology of Section 2.1, and all causal discovery methods that are applicable in that setting, can be directly applied. The only difference between system and context variables is that some special properties hold for the context variables: they are not caused by system variables, nor by other context variables. In case randomization has been applied on the context variables in the data generating process, we can assume in addition that no pair of context and system variables is confounded. We will see in Section 3.2 that this leads to a natural extension of available causal discovery methods to become applicable in this setting.

### 3.3 Modeling Interventions as Context Changes

The causal model in (5) allows one to model a perfect (“surgical”) intervention in the usual way. Indeed, the perfect intervention that forces  $\mathbf{X}_J$  to take on the value  $\boldsymbol{\xi}_J$  (“do( $\mathbf{X}_J = \boldsymbol{\xi}_J$ )”) for some subset  $J \subseteq \mathcal{J}$  and some value  $\boldsymbol{\xi}_J \in \prod_{j \in J} \mathcal{X}_j$  can be modeled by replacing the structural equations for the system variables in (5) by:

$$X_j = \begin{cases} \xi_j & j \in J \\ f_j(\mathbf{X}_{\text{PA}(j) \cap \mathcal{J}}, \mathbf{C}_{\text{PA}(j) \cap \mathcal{I}}, \mathbf{E}_{\text{PA}(j) \cap \mathcal{K}}) & j \in \mathcal{J} \setminus J, \end{cases}$$

while leaving the rest of the model invariant.

Alternatively, the context variables can be used to model interventions. For example, the same perfect intervention could be modeled by introducing a context variable  $C_i$  that has  $\text{CH}(i) = J$  and domain  $\mathcal{C}_i = \{\emptyset\} \cup \prod_{j \in J} \mathcal{X}_j$ , by taking  $f_J$  to be of the following form:

$$f_j(\mathbf{X}_{\text{PA}(j) \cap \mathcal{J}}, \mathbf{C}_{\text{PA}(j) \cap \mathcal{I}}, \mathbf{E}_{\text{PA}(j) \cap \mathcal{K}}) = \begin{cases} \tilde{f}_j(\mathbf{X}_{\text{PA}(j) \cap \mathcal{J}}, \mathbf{C}_{\text{PA}(j) \cap \mathcal{I} \setminus \{i\}}, \mathbf{E}_{\text{PA}(j) \cap \mathcal{K}}) & C_i = \emptyset \\ C_i & C_i \in \prod_{j \in J} \mathcal{X}_j \end{cases} \quad (6)$$

for  $j \in J$ . Modeling a perfect intervention in this way is similar to the concept of “force variables” introduced by Pearl (1993). The observational distribution (without the intervention) is given by the conditional distribution  $\mathbb{P}(\mathbf{X} | C_i = \emptyset)$ , the interventional distribution corresponding to the perfect intervention  $\text{do}(\mathbf{X}_J = \boldsymbol{\xi}_J)$  is given by the conditional distribution  $\mathbb{P}(\mathbf{X} | C_i = \boldsymbol{\xi}_J)$ , and the marginal distribution  $\mathbb{P}(\mathbf{X})$  represents a mixture of those. This is illustrated in Figure 4.

More general types of interventions such as mechanism changes (Tian and Pearl, 2001) can be modeled in a similar way, simply by not enforcing the dependence on  $C_i$  to be of the form (6), but allowing more general forms of functional dependence. For example, switching the causal mechanism of system variable  $X_j$  from mechanism  $A$  to mechanism  $B$  can be modeled as follows by introducing a context variable  $C_i$  with  $\text{CH}(i) = \{j\}$  and domain  $\mathcal{C}_i = \{A, B\}$ :

$$f_j(\mathbf{X}_{\text{PA}(j) \cap \mathcal{J}}, \mathbf{C}_{\text{PA}(j) \cap \mathcal{I}}, \mathbf{E}_{\text{PA}(j) \cap \mathcal{K}}) = \begin{cases} \tilde{f}_j^A(\mathbf{X}_{\text{PA}(j) \cap \mathcal{J}}, \mathbf{C}_{\text{PA}(j) \cap \mathcal{I} \setminus \{i\}}, \mathbf{E}_{\text{PA}(j) \cap \mathcal{K}}) & C_i = A \\ \tilde{f}_j^B(\mathbf{X}_{\text{PA}(j) \cap \mathcal{J}}, \mathbf{C}_{\text{PA}(j) \cap \mathcal{I} \setminus \{i\}}, \mathbf{E}_{\text{PA}(j) \cap \mathcal{K}}) & C_i = B. \end{cases} \quad (7)$$

As another example, a stochastic surgical intervention that is only successful with a certain probability can be modeled by having one of the latent exogenous variables  $E_k$  with  $k \in \text{PA}(j)$  determine whether the intervention was successful:

$$f_j(\mathbf{X}_{\text{PA}(j) \cap \mathcal{J}}, \mathbf{C}_{\text{PA}(j) \cap \mathcal{I}}, \mathbf{E}_{\text{PA}(j) \cap \mathcal{K}}) = \begin{cases} \tilde{f}_j(\mathbf{X}_{\text{PA}(j) \cap \mathcal{J}}, \mathbf{C}_{\text{PA}(j) \cap \mathcal{I} \setminus \{i\}}, \mathbf{E}_{\text{PA}(j) \cap \mathcal{K} \setminus \{k\}}) & C_i = \emptyset \text{ or } E_k = 0 \\ C_i & C_i \in \prod_{j \in J} \mathcal{X}_j \text{ and } E_k = 1. \end{cases} \quad (8)$$

This approach of modeling interventions by means of context variables is very general, as it allows to treat various types of interventions in a unified way: it can deal with perfect interventions (Pearl, 2009), mechanism changes (Tian and Pearl, 2001), soft interventions (Markowitz et al., 2005), fat-hand interventions (Eaton and Murphy, 2007), activity interventions (Mooij and Heskes, 2013), and stochastic versions of all these. In case the context variables are used to model interventions in this way, we also refer to those as *intervention variables*, and to the context distribution  $\mathbb{P}(\mathbf{C})$ , the probability for each context to occur, as the *experimental design*.

### 3.4 JCI Assumptions

In this section, we discuss how causal discovery from multiple contexts is performed in the Joint Causal Inference framework. Our starting point is the assumption that some model of the form (5) is an appropriate causal model for the system and its context, and we have obtained samples of the system variables in multiple contexts. Suppose that the exact model  $\mathcal{M}$  (and in particular, its causal graph  $\mathcal{G}(\mathcal{M})$ ) is unknown to us. The goal of *causal discovery* is to infer as much as possible about the causal graph  $\mathcal{G}(\mathcal{M})$  from the available data and from available background knowledge about context and system.

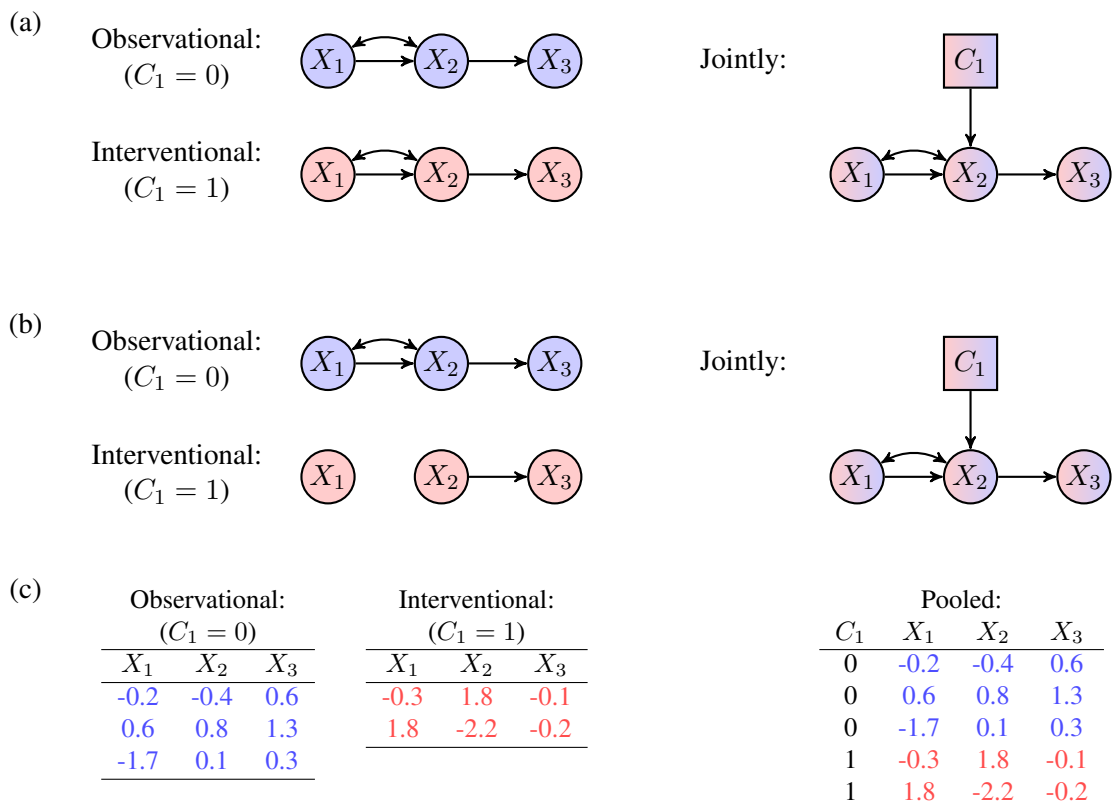


Figure 4: Two ways of representing interventions, either through separate context-dependent causal graphs of the system (left), or through the joint causal graph of system and context (right). Two different intervention types are considered: (a) a mechanism change on  $X_2$ ; (b) a perfect (surgical) intervention on  $X_2$ . (c) shows different ways of grouping the data: as separate datasets for each context (left), or as a single joint data set after pooling (right).



Let us denote the dataset for context  $c \in \mathcal{C}$  as  $\mathcal{D}^{(c)} = ((x_{jn}^{(c)})_{j \in \mathcal{J}})_{n=1}^{N_c}$ , and for simplicity, assume that no values are missing. The number of samples in each context, given by  $N_c$ , is allowed to depend on the context. As a first step, which is conceptually different from typical constraint-based approaches to causal discovery from multiple contexts, we *pool* the data, thereby representing it as a single dataset  $\mathcal{D} = (\mathbf{x}_n, \mathbf{c}_n)_{n=1}^N$  where  $N = \sum_{c \in \mathcal{C}} N_c$ . We then assume that  $\mathcal{D}$  is an i.i.d. sample of  $\mathbb{P}_{\mathcal{M}}(\mathbf{X}, \mathbf{C})$ , where  $(\mathbf{X}, \mathbf{C}, \mathbf{E})$  is a solution of the SCM  $\mathcal{M}$  of the form (5).

In setting up the problem, we have made the simplifying assumptions that the measurement procedure is not subject to selection bias, nor to (independent) measurement error. For simplicity of the exposition, we also assume the absence of cyclic causal relations (i.e., we assume that  $\mathcal{M}$  is acyclic and hence  $\mathcal{G}(\mathcal{M})$  is an ADMG), although one can straightforwardly generalize the concept of JCI to the cyclic case by building on the work by Forré and Mooij (2017) and Bongers et al. (2018). As is standard in constraint-based causal discovery, we will assume that the joint distribution  $\mathbb{P}_{\mathcal{M}}(\mathbf{X}, \mathbf{C})$  is faithful with respect to the causal ADMG  $\mathcal{G}(\mathcal{M})$ . We will discuss the ramifications of the faithfulness assumption in more detail in Section 3.5.

In addition to these standard assumptions, the causal discovery procedure can exploit the following background knowledge, as discussed in Section 3.2, that we will refer to as the *Joint Causal Inference (JCI) assumptions*. Let  $\mathcal{G}$  denote the ADMG with nodes  $\mathcal{I} \cup \mathcal{J}$  (corresponding to system variables  $\{X_j\}_{j \in \mathcal{J}}$  and context variables  $\{C_i\}_{i \in \mathcal{I}}$ ) that jointly models the context distribution and the system in *all* contexts.

**Assumption 1** *No system variable directly causes any context variable:*

$$\forall i \in \mathcal{I}, \forall j \in \mathcal{J} : j \rightarrow i \notin \mathcal{G}.$$

**Assumption 2** *No system variable is confounded with a context variable:*

$$\forall j \in \mathcal{J}, \forall i \in \mathcal{I} : j \leftrightarrow i \notin \mathcal{G}.$$

**Assumption 3** *All pairs of context variables are confounded, and no context variable directly causes any other context variable:*

$$\forall i, i' \in \mathcal{I} : i \neq i' \implies i \leftrightarrow i' \in \mathcal{G} \wedge i \rightarrow i' \notin \mathcal{G}.$$

Only the first of these three JCI assumptions is required, the other two are optional.

The most fundamental assumption is the first one, which expresses that context is exogenous to system, the starting point of our approach. It is also often easy to justify, especially when the context encodes interventions on the system that have been decided and performed on the system *before* measurements on the system are performed. That already rules out any causal influence of system variables on the intervention (context) variables. Of course, one can imagine settings in which a system variable describes an event that precedes an intervention event that is performed on the system described by an intervention variable. For example, a doctor typically first diagnoses a patient *before* deciding on treatment. Thus, if some of the system variables are measurements that are performed as part of the medical examination used for the diagnosis, and the intervention is the treatment that was decided *after*—and based upon—these measurements, this assumption is clearly violated (unless the doctor is a quack and ignores the measurements in assigning the treatment).

The second assumption is harder to justify in practice.<sup>10</sup> It is justifiable in experimental protocols in which the decision of which intervention to perform on the system does not depend on anything else that might also affect the system of interest. This is ensured for example in case of proper randomization in a randomized trial setting. Many experimental protocols that do not involve explicit coin flips or random number generators are implicitly performing randomization. For example, in the experimental procedure of Sachs et al. (2005), one starts with a collection of human immune system cells. These are divided into batches randomly, without taking into account any property of the cells. When done carefully, the experimenter also tries to ensure that for example the weight of a cell cannot influence the batch it ends up in, by stirring the liquid that contains the cells before pipetting. Then, interventions are performed on each batch separately, by adding some chemical compound to the batch of cells. Finally, properties of each individual cell within each batch are measured. If we take the system variables to reflect the measured properties of the individual cells, and the context variables to encode the intervention that was performed, this experimental procedure justifies the second JCI assumption.

Finally, the third JCI assumption is mainly made for convenience. It allows us to treat the context variables as endogenous variables with an arbitrary distribution making use of standard algorithms that take a single dataset as input. Indeed, our aim is not to model the causal relations *between* the context variables, but just to use the context variables as an aid to model the causal relations between system variables and between context and system variables. The third assumption could be modified, for example, for symmetric experimental designs in which all context variables are independent by design. Rather than assuming the context variables to be independent as a default, we have opted here for the safer and generically applicable default, which is to assume that no conditional independences hold between context variables (i.e., in  $\mathbb{P}(C)$ ). Alternatively, one might just drop the third assumption, and try to infer the context subgraph  $\mathcal{G}_{\mathcal{I}}$  from the data, or replace it by a certain graph describing the known independences in the experimental design.

Summarizing: when the context describes the experimental condition of a system in some experiment, the JCI assumptions are applicable in the generic setting in which (i) the experimenter decides on the performed interventions *before* the measurements are performed, (ii) this decision does not depend on anything else that might affect the system of interest, and (iii) our aim is to discover causal relations between system variables or to learn how context variables influence the system variables. The first assumption is fundamental to JCI, whereas the second one is optional and can be omitted if one is not convinced of whether it applies, while the third one is mainly a convenient default that can be omitted or replaced by some other assumption if appropriate. The framework itself is rather flexible, and allows to exploit more or less background knowledge, depending on the use case at hand.

For causal discovery in the JCI framework, knowledge of the intervention *targets* (or more generally, the effects of context variables on the system) is not necessary, but it is certainly helpful and can be exploited similar to other available background knowledge depending on the algorithm used to implement JCI. Indeed, the intervention targets can be learnt from the data, similarly to how the effects of system variables can be learnt. One main advantage of the JCI framework is that it offers a unified way to deal with different types of interventions, as discussed in Section 3.3. Therefore, knowledge of intervention *types* is also not necessary, but can be helpful as it provides additional background knowledge that may be exploited for causal discovery.

---

10. However, this assumption is not required. The practitioner may use it to her advantage if she is sure that it applies to the case at hand, or simply ignore this assumption when she is not sure about its applicability.

Note that if JCI is applied to a single context, it reduces to the standard setting of causal discovery from observational data. Also, if we only have a single context variable and a single system variable, JCI reduces to the RCT setting of Proposition 1. Therefore, the JCI framework truly generalizes both.

### 3.5 Faithfulness Assumption

In this subsection we will discuss the subtleties of the faithfulness assumption in the JCI setting. We will see how it allows us to deal with perfect interventions. On the one hand, our assumption is weaker than the usual assumption made in constraint-based causal discovery methods that combine different datasets by analyzing each dataset separately before combining the results into one coherent model. On the other hand, it is stronger, since it implies restrictions on the context distribution  $\mathbb{P}(C)$ .

Given an acyclic SCM  $\mathcal{M}$  of the form (5), the joint distribution  $\mathbb{P}_{\mathcal{M}}(\mathbf{X}, C)$  induced by the SCM satisfies the Markov property with respect to the causal graph  $\mathcal{G}(\mathcal{M})$  of the SCM, i.e., any  $d$ -separation  $U \perp V \mid W \ [\mathcal{G}]$  between sets of nodes  $U, V, W \subseteq \mathcal{I} \cup \mathcal{J}$  in the ADMG  $\mathcal{G}$  implies a conditional independence  $\tilde{\mathbf{X}}_U \perp\!\!\!\perp \tilde{\mathbf{X}}_V \mid \tilde{\mathbf{X}}_W \ [\mathbb{P}(\mathbf{X}, C)]$ , where we write  $\tilde{\mathbf{X}} := (\mathbf{X}, C)$ . In fact, the Markov property even holds for any context, or more generally, any subset of contexts: any  $d$ -separation between sets of system variable nodes  $U, V, W \subseteq \mathcal{J}$  in the ADMG  $\mathcal{G}$  implies a corresponding conditional independence  $\mathbf{X}_U \perp\!\!\!\perp \mathbf{X}_V \mid \mathbf{X}_W \ [\mathbb{P}(\mathbf{X} \mid C \in \Gamma)]$  for any subset of contexts  $\Gamma \subseteq \mathcal{C}$  (e.g.,  $\Gamma = \{c\}$ , or  $\Gamma = \{c \in \mathcal{C} : c_i = \gamma_i\}$  for some  $i \in \mathcal{I}$  and  $\gamma_i \in \mathcal{C}_i$ ).

For constraint-based causal discovery, some type of faithfulness assumption is necessary. For simplicity, the faithfulness assumption that we make in JCI is the standard one: we assume that the joint distribution  $\mathbb{P}(\mathbf{X}, C)$  is faithful with respect to the causal graph  $\mathcal{G}(\mathcal{M})$  of  $\mathcal{M}$ . In other words, any conditional independence  $\tilde{\mathbf{X}}_U \perp\!\!\!\perp \tilde{\mathbf{X}}_V \mid \tilde{\mathbf{X}}_W \ [\mathbb{P}(\mathbf{X}, C)]$  for sets of nodes  $U, V, W \subseteq \mathcal{I} \cup \mathcal{J}$  is due to the  $d$ -separation  $U \perp V \mid W \ [\mathcal{G}]$  in  $\mathcal{G}$ , and no other conditional independences in  $\mathbb{P}(\mathbf{X}, C)$  exist. In particular, this assumption rules out any (conditional) independence between context variables in the context distribution in case the third JCI assumption is made.

This faithfulness assumption allows us to deal with different types of interventions, including perfect (surgical) interventions. For example, for the surgical intervention on  $X_2$  in the example illustrated in Figure 4(b), the causal graphs (restricted to the system variables  $\{X_j\}_{j \in \mathcal{J}}$ ) depend on the context: in the observational context ( $C_1 = 0$ ),  $X_1 \rightarrow X_2$ , whereas in the interventional context ( $C_1 = 1$ ), this direct causal relation is no longer present (as it has been overruled by the perfect intervention). This does not invalidate the faithfulness of the joint distribution  $\mathbb{P}(C_1, X_1, X_2, X_3)$  with respect to the joint causal graph. Indeed, even though  $X_1 \perp\!\!\!\perp X_2 \mid C_1 = 0$ , we still have  $X_1 \not\perp\!\!\!\perp X_2 \mid C_1$  because  $X_1 \not\perp\!\!\!\perp X_2 \mid C_1 = 1$ .<sup>11</sup> In other words, the fact that  $\mathbb{P}(\mathbf{X} \mid C_1 = 1)$  is *not* faithful to the system subgraph  $\mathcal{G}_{\mathcal{J}}$  (i.e., the induced subgraph of the causal graph  $\mathcal{G}$  on the system nodes  $\mathcal{J}$ ) does not lead to any problem as long as we are not going to test for independences in the subset of data corresponding to context  $C = 1$  (but restrict ourselves to testing independences only in the pooled data set that combines all contexts).

Causal discovery methods that analyze data from each context separately (e.g., Triantafillou and Tsamardinos, 2015; Hyttinen et al., 2014) typically make a stronger faithfulness assumption. In our setting, such approaches assume that  $\mathbb{P}(\mathbf{X} \mid C = c)$  is faithful w.r.t. a causal subgraph  $\mathcal{G}_{\mathcal{J}}^{(c)}$  that

11. Note that for a discrete context domain  $\mathcal{C}$ , we have that  $A \perp\!\!\!\perp B \mid C$  if and only if  $A \perp\!\!\!\perp B \mid C = c$  for all  $c$  with  $p(c) > 0$ .



Figure 5: Example that shows that incorrectly assuming independent context variables can lead to wrong conclusions. Left: true causal graph, with dependent context variables, which is identifiable by JCI. Right: optimal inferred causal graph, when (incorrectly) assuming that context variables are independent.

may be context-dependent, and must then reason about how these context-dependent subgraphs are related, explicitly relying on knowledge about the type of interventions (typically assuming that the interventions are surgical interventions with known targets). One advantage of our approach is its broader applicability, since it does not rely on knowledge of the intervention types.

On the other hand, the faithfulness assumption of JCI in combination with the third JCI assumption impose the restriction that the context distribution  $\mathbb{P}(\mathcal{C})$  must be *generic*. Indeed, under the third JCI assumption (which we make here for simplicity), we assume that *all* context variables  $\{C_i\}_{i \in \mathcal{I}}$  are confounded, and hence, by faithfulness, that there are *no* conditional independences in  $\mathbb{P}(\mathcal{C})$ . Of course, this is not always true. For example, for experimental designs with independent context variables, this assumption is violated.<sup>12</sup> Nevertheless, we propose to make use of the third JCI assumption by default, since if one does *not* account for dependences between context variables, erroneous conclusions may be obtained. An example of this is given in Figure 5 we give an example of what can go wrong in case one incorrectly assumes that context variables are *independent*. Note that the faithfulness assumption for the context variables is actually testable, since the empirical context distribution is available, and can be tested for conditional independences.

The faithfulness assumption also rules out deterministic relations between the variables that would lead to faithfulness violations. In particular, there could be deterministic relations between context variables. For example, in the experimental design of the experiments in Sachs et al. (2005) (see also Table 1),  $C_1$  is a (deterministic) function of  $C_8$  and  $C_9$ :  $C_1 = \neg(C_8 \vee C_9)$ . This can be remedied by removing the context variable  $C_1$  from consideration, leaving only context variables  $C_2, \dots, C_9$  as observed context variables. One can check that none of these is a (deterministic) function of the others.

In general, it is advisable to check in advance that there are no deterministic relations between context variables in the empirical context distribution (the empirical distribution of the context variables in the collection of data sets). If there is a context variable that can be written as a function of the other context variables (under the empirical context distribution), then one can simply remove that context variable from consideration. This procedure can be repeated until no more deterministic relations between context variables remain. Hiding these variables has no consequences for the identifiability of causal relations between system variables. However, one should note that the inferred causal relations from context variables to system variables are no longer easily interpretable. For example, when context variables encode interventions with unknown targets, the intervention targets inferred by JCI may not correspond with the true ones. A simple example that illustrates this

12. In that special case, it is easy to replace this assumption with another one, namely that none of the context variables are confounded, and then faithfulness could be satisfied.

Table 1: Experimental design used by Sachs et al. (2005).  $N_C$  is the number of data samples in context  $C$ . Interpretation of context variables is provided in Table 2.

$C_1$	$C_2$	$C_3$	$C_4$	$C_5$	$C_6$	$C_7$	$C_8$	$C_9$	$N_C$
1	0	0	0	0	0	0	0	0	853
1	1	0	0	0	0	0	0	0	902
1	0	1	0	0	0	0	0	0	911
1	0	0	1	0	0	0	0	0	723
1	0	0	0	1	0	0	0	0	810
1	0	0	0	0	1	0	0	0	799
1	0	0	0	0	0	1	0	0	848
0	0	0	0	0	0	0	1	0	913
0	0	0	0	0	0	0	0	1	707
1	1	1	0	0	0	0	0	0	899
1	1	0	1	0	0	0	0	0	753
1	1	0	0	1	0	0	0	0	868
1	1	0	0	0	1	0	0	0	759
1	1	0	0	0	0	1	0	0	927

Table 2: For each context variable in Table 1: reagents used in this experimental setting, and expected intervention type and targets as based on (our interpretation of) biological background knowledge described in Sachs et al. (2005).

	Reagent	Intervention
$C_1$	$\alpha$ -CD3, $\alpha$ -CD28	global activator
$C_2$	ICAM-2	global activator
$C_3$	AKT inhibitor	activity of AKT
$C_4$	G0076	activity of PKC
$C_5$	Psitectorigenin	abundance of PIP2
$C_6$	U0126	MEK activity
$C_7$	LY294002	PIP2, PIP3 mechanism change
$C_8$	PMA	PKC activity
$C_9$	$\beta$ 2CAMP	PKA activity

is to consider two interventions that are always performed together: when drug A is prescribed, also drug B is prescribed, and vice versa. In that case we cannot be sure whether the effect on outcome is due to drug A or to drug B. Nonetheless, we can still use the inferred causal relations between system variables.

### 3.6 Implementing JCI

Any causal discovery method that is applicable under the assumptions described in Section 3.4 can be used in the JCI setting. Identifiability greatly benefits from taking into account the available background knowledge on the causal graph stemming from the three JCI assumptions. Some logic-based causal discovery methods (e.g., Hyttinen et al., 2014; Triantafillou and Tsamardinos, 2015), are ideally suited to exploit such background knowledge. For other methods (e.g., FCI (Spirtes et al., 1995; Zhang, 2008) or methods that focus on ancestral relations, e.g., ACI (Magliacane et al.,

2016)), incorporating all background knowledge is less straightforward and as far as we know cannot be done with off-the-shelf implementations.

Given a causal discovery algorithm that can exploit the JCI background knowledge, we can implement JCI in a straightforward fashion: (i) introduce context variables; (ii) pool all data sets, including the values of the context variables; (iii) remove context variables that are deterministic functions of other context variables, if necessary; (iv) apply a causal discovery algorithm on the pooled data, taking into account the appropriate JCI background knowledge. We now discuss in more detail some of the implementation aspects. We distinguish two classes of causal discovery algorithms: score-based and constraint-based.

When implementing JCI using score-based methods, a conditional model like (3) would be the most natural starting point, if the score-based method can deal with a conditional model. When taking a conditional model like (3) as a starting point, and optimizing a (penalized) *conditional* likelihood, it is clear that the empirical context distribution has no influence on the outcome of the optimization problem if context variables are discrete and each possible context occurs with non-zero probability. For continuous context variables, the amount of smoothing/regularization used by the regression method may influence the outcome for finite data, but one would expect its influence to diminish asymptotically for increasing sample sizes. Alternatively, the modeling approach in (5) can be used in combination with the JCI background knowledge.

For constraint-based methods, it is more straightforward to use the joint distribution  $\mathbb{P}(\mathbf{C}, \mathbf{X})$  rather than the conditional distribution  $\mathbb{P}(\mathbf{X} | \mathbf{C})$  because this allows to use standard statistical conditional independence tests, even when tests involve a combination of context and system variables. Since the empirical context distribution  $\mathbb{P}(\mathbf{C})$  is not of our primary interest (it is a “nuisance parameter”), yet it is part of our model (5), a natural question is whether it somehow influences the results of constraint-based causal discovery. We show that asymptotically, this is not the case, at least for generic choices of  $\mathbb{P}(\mathbf{C})$ .

**Theorem 3** *Given an SCM of the form (5) for which the Markov and faithfulness assumptions hold. When replacing the context distribution  $\mathbb{P}(\mathbf{C})$  in the model by a different context distribution  $\tilde{\mathbb{P}}(\mathbf{C})$ , but leaving the rest of the model invariant, the causal graph of the model  $\mathcal{G}(\mathcal{M})$  does not change for generic choices of  $\mathbb{P}(\mathbf{C})$ , and the Markov and faithfulness properties are preserved.*

**Proof** Note that we can factorize the induced joint density of (5) as  $p(\mathbf{C}, \mathbf{X}) = p(\mathbf{C})p(\mathbf{X} | \mathbf{C})$ . We investigate what happens if we change the parameters of  $\mathcal{M}$  such that the context density  $p(\mathbf{C})$  is replaced by a context density  $\tilde{p}(\mathbf{C})$ , keeping the rest of the model fixed (in particular the causal graph  $\mathcal{G}(\mathcal{M})$  and the conditional density  $p(\mathbf{X} | \mathbf{C})$ ). Note that by the result of Meek (1995), for any generic choice of  $\tilde{p}(\mathbf{C})$  the Markovness and faithfulness with respect to the causal graph  $\mathcal{G}(\mathcal{M})$  are preserved under this change.

Indeed, any conditional independence in  $p(\mathbf{C}, \mathbf{X})$  reflects a d-separation in the causal graph  $\mathcal{G}(\mathcal{M})$  by the faithfulness assumption. By the Markov property, we obtain the same conditional independence in  $\tilde{p}(\mathbf{C})p(\mathbf{X} | \mathbf{C})$ .

Conversely, by the Markov property, any conditional dependence in  $p(\mathbf{C})p(\mathbf{X} | \mathbf{C})$  reflects a d-connection in the causal graph  $\mathcal{G}(\mathcal{M})$ . By the faithfulness property with respect to  $\tilde{p}(\mathbf{C})p(\mathbf{X} | \mathbf{C})$  (which holds for a generic choice of  $\tilde{p}(\mathbf{C})$ ) we obtain the same conditional dependence in  $\tilde{p}(\mathbf{C})p(\mathbf{X} | \mathbf{C})$ .

Therefore, generically, neither the causal graph  $\mathcal{G}(\mathcal{M})$  nor the set of conditional independences in the joint distribution changes when we would replace  $p(\mathbf{C})$  with another context distribution  $\tilde{p}(\mathbf{C})$ . ■

This implies that for generic choices of the context distribution  $\mathbb{P}(C)$ , the additional information modeled in (5) in comparison with (3) does not affect the inferred causal structure in constraint-based causal discovery.

In the remainder of this subsection, we discuss three specific JCI implementations that we will study in our experiments in Section 4.

### 3.6.1 JCI-LCD

LCD is a very simple constraint-based causal discovery algorithm (Cooper, 1997) that was originally intended for purely observational data.

**Definition 4** *Given three variables  $W, X, Y$  and background knowledge that  $W$  causes neither  $X$  nor  $Y$ . If  $W \not\perp\!\!\!\perp X$ ,  $X \not\perp\!\!\!\perp Y$ ,  $W \perp\!\!\!\perp Y \mid X$  then  $\langle W, X, Y \rangle$  form an LCD pattern.*

**Proposition 5** *Assume that the data was generated by a (possibly cyclic) SCM, and that the distribution is faithful with respect to the causal graph. If  $\langle W, X, Y \rangle$  form an LCD pattern then (i)  $X$  causes  $Y$ , (ii)  $X$  and  $Y$  are unconfounded, and (iii)  $Y$  does not cause  $X$ .*

**Proof** The proof proceeds by enumerating all DMGs on three variables and ruling out the ones that do not satisfy the assumptions. ■

If we have a single context variable  $C$  and a set of system variables  $\mathcal{J}$ , then by the first JCI assumption, the system variables do not cause the context variable. So in this JCI setting we can directly apply LCD for causal discovery from the pooled data. We refer to this as JCI-LCD. It shows that even though LCD was originally intended for purely observational data only, it can also be used for a combination of datasets. JCI-LCD has been applied by Triantafillou et al. (2017) on mass cytometry data.

### 3.6.2 JCI-HEJ

A more generally applicable method is obtained by using the algorithm by Hyttinen et al. (2014). The authors formulate causal discovery as an optimization problem over possible causal graphs, where the loss function sums the weights of all the conditional (in)dependences present in the data that would be violated assuming a certain underlying causal graph, assuming the Markov and faithfulness properties. The input consists of a list of weighted conditional independence statements. The weights  $\lambda$  encode the confidence in the conditional (in)dependence, where a weight of  $\lambda = \infty$  corresponds to a “hard constraint” (absolute certainty) and a weight of  $\lambda = 0$  corresponds to “no evidence at all”. Hyttinen et al. (2014) provide an encoding of the notion of d-separation in ASP. The optimization problem is solved by making use of an off-the-shelf ASP solver.

There may be multiple optimal solutions to the optimization problem, because the underlying causal graph may not be identifiable from the inputs. Nonetheless, some of the features of the causal graph (e.g., the presence or absence of a certain directed edge) may still be identifiable. We employ the method proposed by Magliacane et al. (2016) for scoring the confidence that a certain feature is present by calculating the difference between the optimal losses under the additional hard constraints that the feature is present vs. that the feature is absent. Magliacane et al. (2016) showed that this algorithm for scoring features is sound for oracle inputs and asymptotically consistent under mild assumptions.

In our experiments, we will use the weights proposed in Magliacane et al. (2016):  $\lambda_j = \log p_j - \log \alpha$ , where  $p_j$  is the p-value of a statistical test for the  $j$ 'th conditional independence statement, with independence as null hypothesis, and  $\alpha$  is a significance level (e.g., 1%). These weights have the desirable property that independences typically get a lower weight than strong dependences. For the conditional independence test, we use a standard partial correlation tests.

Taking into account the JCI background knowledge is trivial thanks to the expressive power of ASP, and can be done with a few lines of ASP code.

### 3.6.3 JCI-FCI

By slightly extending the constraint-based causal discovery algorithm FCI (Spirtes et al., 1995; Zhang, 2008), it can be used in a JCI setting. Since interventions and selection bias interact non-trivially, we postpone treatment of selection bias to future work, and focus here on the simpler version of FCI that assumes no selection bias is present. The modifications to FCI to handle the JCI background knowledge are also most straightforward when assuming no selection bias, because then we can ignore some of the orientation rules (Zhang, 2008), and in addition, the PAG cannot contain undirected edges, so any invariant tail mark that is found implies an arrow head on the opposite edge end.

The FCI algorithm consists of two main phases: an adjacency search phase leading to the undirected skeleton, followed by an edge orientation phase. In the adjacency search the algorithm searches for conditional independences to eliminate edges from the graph. The subsequent orientation stage consists of a set of graphical rules that allow invariant edge marks, signifying either causal (tail marks) or non-causal (arrowhead marks) relations, to be added to the skeleton. For a single observational data set the final result is a so-called Partial Ancestral Graph (PAG) that is a concise representation of ancestral relations and conditional independences. The PAG represents a set of Maximal Ancestral Graphs (MAGs) (Richardson and Spirtes, 2002), and each MAG represents a set of ADMGs (Triantafillou and Tsamardinos, 2015), and each ADMG represents an infinite set of DAGs (with arbitrary number of latent variables). In the case of purely observational data, the PAG output by FCI gives a complete representation of the Markov equivalence class (Zhang, 2008).

Extending FCI such that it can take into account the additional JCI background knowledge on the adjacency and causal relations between the combined set of context and system variables (see also Section 3.4) is straightforward. From Assumption 3 we know that all context variables are connected by bidirected edges ( $i \leftrightarrow l$  for  $i, l \in \mathcal{I}$ ). From Assumptions 1 and 2 and the absence of selection bias, we conclude that any adjacent pair of a context variable  $i \in \mathcal{I}$  and a system variable  $j \in \mathcal{J}$  must be connected by a directed edge  $i \rightarrow j$ . Therefore, we have to adapt the adjacency phase of FCI to not remove any edges between context variables. After the adjacency phase, we orient all edges between context variables as bidirected, and all edges between a context and a system variable as directed, pointing from the context to the system variable. In the subsequent phase of orienting v-structures, only system variables can take on the role of the collider in the “v”. The subsequent orientation phase of the FCI algorithm does not need to be adapted. This is a consequence of our assumption that selection bias is absent.

Under the assumptions of the JCI framework, this slightly modified FCI algorithm (that we will refer to as JCI-FCI) is sound, though it may no longer be complete.



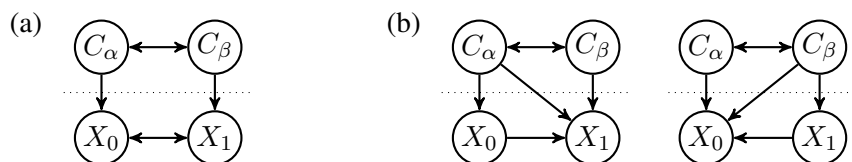


Figure 6: Example that shows that incorrectly assuming causal sufficiency can lead to wrong conclusions. (a) True causal graph, with confounded system variables, which can be completely identified by JCI; (b) optimally scoring causal graphs according to the method of Eaton and Murphy (2007).

### 3.7 Related work

In this section we discuss related work. Since the pioneering work by Fisher (1935), many different causal discovery methods that can deal with data from different contexts have been proposed. Table 3 provides an overview of a subset of these methods and the features they offer. Note that JCI, and the Randomized Controlled Trial principle by Fisher (1935) that it generalizes, are the most broadly applicable frameworks. By combining the JCI framework with a sophisticated causal discovery method for observational data (like the one by Hyttinen et al. (2014)) one obtains versatile and powerful causal discovery algorithms for multiple contexts.

#### 3.7.1 LATENT CONFOUNDERS

Most score-based methods (like the ones by Cooper and Yoo, 1999; Tian and Pearl, 2001; Sachs et al., 2005; Eaton and Murphy, 2007; Hauser and Bühlmann, 2012; Mooij and Heskes, 2013; Oates et al., 2016a) and some constraint-based methods (Hauser and Bühlmann, 2012; Zhang et al., 2017) assume that system variables are not confounded. This assumption is likely to be violated in practice and may lead to wrong conclusions. An example is provided in Figure 6. The true causal graph with confounded system variables is identifiable from conditional independences in the data by JCI. Due to the presence of a confounder between  $X_0$  and  $X_1$ , score-based methods will infer the wrong causal graph(s).

#### 3.7.2 CYCLES

As we have seen in Proposition 1, the method by Fisher (1935) can handle cycles. Less well-known is that also LCD (Cooper, 1997), and therefore JCI-LCD and Trigger (Chen et al., 2007), can handle cycles. Hyttinen et al. (2012) provide an algorithm for linear SCMs with cycles and confounders that deals with perfect interventions. The methods by Hyttinen et al. (2014) and Mooij and Heskes (2013) can deal with cycles in a linear (or approximately linear) setting. The method by Hyttinen et al. (2014) relies on d-separation, which only applies in certain settings, for example, real-valued variables with linear relations, or discrete-valued variables (Forré and Mooij, 2017). The way Mooij and Heskes (2013) handle cycles is not as straightforward. Generally, their method could handle nonlinear cyclic models, but for computational reasons, their implementation linearizes the SCMs around each (context-dependent) equilibrium, thereby basically assuming that d-separation holds *within each context*. The method by Rothenhäusler et al. (2015) assumes linearity and can deal with cycles in that case, under a certain condition that suffices to prove identifiability of the method. The method by Peters et al. (2016) can handle cycles in some special cases, but the authors leave open the question of how their method could be extended to deal with cycles more generally. JCI can deal

	Latent confounders	Nonlinear mechanisms	Cycles	Perfect interventions	Mechanism changes	Activity interventions	Side effects	Other context changes	Unknown intervention/context targets	Learns intervention/context targets	Different variables per context	Combination strategy
(Fisher, 1935)	+	+	+	+	+	+	+	+	+	+	-	b
(Cooper and Yoo, 1999)	-	+	-	+	-	-	-	-	-	-	-	b
(Tian and Pearl, 2001)	-	+	-	-	+	-	-	+	-	-	-	b
(Sachs et al., 2005)	-	+	-	+	-	-	-	-	-	-	-	b
(Eaton and Murphy, 2007)	-	+	-	+	+	+	+	+	+	+	-	b
(Chen et al., 2007)	+	+	+	+	+	+	+	+	+	+	-	b
(Claassen and Heskes, 2010)	+	+	-	-	+	+	+	+	+	-	+	a
(Tillman and Spirtes, 2011)	+	+	-	-	+	+	+	+	+	-	+	a
(Hauser and Bühlmann, 2012)	-	+	-	+	-	-	-	-	-	-	-	b
(Hyttinen et al., 2012)	+	-	+	+	-	-	-	-	-	-	-	a
(Mooij and Heskes, 2013)	-	±	±	+	+	+	-	+	-	-	-	b
(Hyttinen et al., 2014)	+	+	±	+	-	-	-	-	-	-	+	a
(Triantafillou and Tsamardinos, 2015)	+	+	-	+	-	-	-	-	-	-	+	a
(Rothenhäusler et al., 2015)	+	-	±	-	-	-	-	+	+	+	-	a
(Peters et al., 2016)	±	±	±	+	+	+	+	+	+	-	-	b
(Oates et al., 2016a)	-	-	-	-	-	-	-	+	-	-	-	b
(Zhang et al., 2017)	-	+	-	+	+	+	+	+	+	+	-	b
JCI	+	+	+	+	+	+	+	+	+	+	±	b
JCI-LCD (Cooper, 1997)	+	+	+	+	+	+	+	+	+	+	-	b
JCI-HEJ	+	+	±	+	+	+	+	+	+	+	-	b

Table 3: Overview of causal discovery methods that can combine data from multiple contexts. Features offered by the original implementations of these methods are indicated. Combination strategies are: (a) obtain statistics or constraints from each context separately and then construct a single causal graph based on the combined statistics, (b) pool all data and construct a single causal graph directly from the pooled data. When a feature is offered only under additional restrictive assumptions, it is indicated with a  $\pm$  sign.

with cycles if its implementation supports this. To avoid unnecessarily complicating our exposition, we do not discuss this in more detail here.

### 3.7.3 SELECTION BIAS

The only method that can deal with selection bias (i.e., conditioning on a latent variable that is a common effect of one or more of the observed variables), at least to some extent, is the IOD algorithm (Tillman and Spirtes, 2011). It allows for different sets of observed (system) variables in each context and for different distributions in each context, while assuming that each context can be described by a MAG that is the marginal of a common PAG. Under the assumption that hidden variables are selection variables with respect to the union of all variables and each context’s set of variables separately, this framework can handle selection bias. It performs conditional independence tests in each dataset separately, and merges the p-values of the test results using Fisher’s method. It then constructs the PAG that represents simultaneously all contexts. Since it doesn’t assume invariance of the distribution across contexts, it can deal with a single (latent) context variable that models mechanism changes or other “soft” interventions that do not change the conditional independences in the distribution. It is not clear to us if and how JCI can deal with selection bias. We postpone addressing this question for future work.

### 3.7.4 PERFECT INTERVENTIONS

Even though JCI allows for contexts to correspond with perfect (surgical) interventions, it does not fully exploit all available information when contexts correspond with perfect interventions with *known* targets. Other methods (e.g., Hyttinen et al., 2014; Triantafillou and Tsamardinos, 2015), that assume perfect interventions with known targets, can sometimes identify a larger part of the causal graph in such situations. An example is provided in Figure 8. It features two system variables that are dependent, both observationally, as in a stochastic surgical intervention on  $X_0$ . If the marginal distribution of  $X_0$  differs between the two contexts, the graph is identifiable by JCI and by the methods of Hyttinen et al. (2014); Triantafillou and Tsamardinos (2015). If the marginal distribution of  $X_0$  is identical for both contexts, then JCI can no longer identify the causal graph, whereas the methods by Hyttinen et al. (2014); Triantafillou and Tsamardinos (2015) still can.

### 3.7.5 IMPERFECT INTERVENTIONS AND OTHER CONTEXT CHANGES

Cooper and Yoo (1999) provided the first score-based causal discovery algorithm that could deal with data from multiple contexts, focussing on perfect interventions with known targets. They describe in detail how to handle perfect interventions and introduced the idea of adding explicit context variables to deal with imperfect changes, which was later refined by Eaton and Murphy (2007), who provide an algorithm that can handle (stochastic) perfect interventions with unknown targets, soft interventions, mechanism changes. Also Sachs et al. (2005) use a score-based causal discovery algorithm based on the ideas of Cooper and Yoo (1999) that uses a greedy search strategy through the space of DAGs.

Tian and Pearl (2001) were the first to consider mechanism changes. They deal with sequences of subsequent mechanism changes, exploiting changes in the distribution to infer descendants of the changed mechanism. This is followed by a constraint-based approach from observational data that uses the background knowledge. A similar approach using the differences between data from

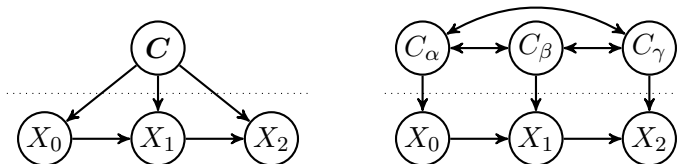


Figure 7: Example that shows that allowing multiple context variables (right) has advantages over considering a single context variable only (left). The right causal graph can be identified by JCI from conditional independences in the data, whereas the left causal graph is not identifiable.

experimental conditions and an observational baseline as background knowledge for a constraint-based approach was applied by Magliacane et al. (2016) on the data of Sachs et al. (2005).

Claassen and Heskes (2010) handle certain *environment changes*: direct causal relations between system variables are assumed to be invariant across contexts, but latent confounding (and more generally, the exogenous distribution) may differ. Rothenhäusler et al. (2015) assume stochastic *shift interventions* in which the mean of a target variable is shifted by an (independent) random amount. Various multi-task “structure learning” (i.e., Bayesian network learning) approaches that put a prior on the similarity of the DAGs in multiple contexts which encourages them to be similar have been proposed (e.g., Oates et al., 2014, 2016b).

Some methods which allow for a single context variable have been applied in settings where data is time-dependent, by using time as the context variable (Friedman et al., 2000; Zhang et al., 2017). This extends the more usual approach of treating time-series data by assuming *invariance* of the causal structure across time as in dynamic Bayesian networks (DBNs) (Murphy, 2002), methods based on Granger causality (Granger, 1969), or constraint-based approaches (Entner and Hoyer, 2010).

JCI handles all interventions and context changes discussed above in a unified way.

### 3.7.6 MULTIPLE CONTEXT VARIABLES

Some causal discovery methods for combining data from different contexts that explicitly consider a context variable, allow for a single context variable only, for example, the methods by Peters et al. (2016); Zhang et al. (2017), and JCI-LCD. There is an important advantage to allowing multiple context variables, as JCI does generally. One might argue that the case of multiple context variables can always be reduced to a case with a single context variable, by simply combining all context variables  $\{C_j\}_{j \in \mathcal{J}}$  into a single tuple  $C = (C_j)_{j \in \mathcal{J}}$ . However, this reduction to a single context variable typically loses important information. This is illustrated in Figure 7. When using only a single context variable in that case, the ADMG cannot be identified from conditional independences in the data. On the other hand, when using all three context variables with JCI, the whole ADMG can be identified, even when the causal relations between context and system variables are unknown.

### 3.7.7 DEPENDENT CONTEXT VARIABLES

If one allows for multiple context variables and considers the joint distribution on context and system variables, as we do in JCI, we have to account for possible dependencies between the context variables. Indeed, incorrectly assuming the context variables to be independent *a priori* may lead to wrong conclusions. An example is provided in Figure 5. In that example, incorrectly assuming

the contexts to be independent leads to the wrong conclusion that context variable  $C_\beta$  causes the system variable  $X_0$ . This issue was recognized and addressed in recent work (Oates et al., 2016a) by introducing a novel graphical modeling framework, Conditional DAGs (CDAGs), which bears some similarity with our approach. However, a disadvantage of the CDAG framework is that existing causal discovery methods cannot be directly applied to learn a CDAG from data, and the wealth of results on causal modeling with SCMs cannot be used directly. One of the key advantages of the JCI framework is that it utilizes existing theory and methods, as it reduces a causal discovery problem from multiple contexts to a purely observational one with background knowledge. This is one of the reasons why JCI offers many more features than the approach by Oates et al. (2016a). We also note that CDAGs can be dealt with as a special case of the JCI framework.

### 3.7.8 DATA MISSING AT RANDOM

A particular case of data missing at random that has been addressed by some of the methods is when the set of observed variables differ between datasets, while still having some overlap. The first one to address this using constraint-based causal discovery was Tillman (2009), and several other methods have been proposed over the years (Claassen and Heskes, 2010; Tillman and Spirtes, 2011; Hyttinen et al., 2014; Triantafillou and Tsamardinos, 2015). JCI can only deal with this when strengthening its faithfulness assumption: one would need to assume that the context variables are discrete, and that every conditional distribution  $\mathbb{P}(\mathbf{X} | \mathbf{C} = \mathbf{c})$  for  $\mathbf{c} \in \mathcal{C}$  with  $\mathbb{P}(\mathbf{C} = \mathbf{c}) > 0$  is faithful with respect to the same ADMG  $\mathcal{G}_I$ . However, in doing so we give up the ability to handle perfect (“surgical”) interventions.

### 3.7.9 JCI-LCD

The LCD algorithm by Cooper (1997) was originally proposed as a simple constraint-based causal discovery algorithm for purely observational data. By using it in the JCI framework, it can be applied to a combination of observational and experimental data. This JCI-LCD algorithm has been applied in molecular biology (Chen et al., 2007; Triantafillou et al., 2017). The algorithm by Chen et al. (2007) is an interesting one in that it is based on the JCI assumptions in the setting of learning the causal relations between gene expression levels using SNPs as context variables. Since the DNA content cannot be caused by gene expression levels, the first JCI assumption is satisfied. Chen et al. (2007) then argue that Mendelian randomization justifies the second JCI assumption. Finally, a single conditional independence in the pooled data, as in JCI-LCD, provides the desired evidence for an unconfounded causal relation between two gene expression levels. In this sense, it is a direct combination of RCTs with constraint-based causal discovery, using a single context variable and two system variables at a time.

### 3.7.10 INVARIANT CAUSAL PREDICTION

The ICP algorithm by Peters et al. (2016) is a rather different method than the others considered here. It exploits invariance in the conditional distribution of a target variable given its direct causes across multiple contexts, assuming that none of the contexts corresponds with an intervention that targets the target variable. The implementation described in Peters et al. (2016) handles linear relationships, arbitrary interventions (as long as they do not change the conditional distribution of the effect variable given its direct causes), assumes the absence of latent confounders between target variable and its direct causes, and the absence of cycles involving the target variable. The authors



Figure 8: Example that shows that JCI does not always allow to fully exploit available background knowledge for (stochastic) surgical interventions. Left: true causal graph, where  $C_\alpha \in \{0, 1\}$  with  $C_\alpha = 0$  corresponding to an observational setting and  $C_\alpha = 1$  to a stochastic surgical intervention on  $X_0$ . This graph is identifiable by JCI. Right: special case where  $\mathbb{P}(X_0 | C_\alpha = 1) = \mathbb{P}(X_0 | C_\alpha = 0)$ , which is not identifiable by JCI, but is still identifiable by the method of Hyttinen et al. (2014).

discuss several possible extensions to broaden the scope of the method, but do not address this in all generality. One of the main advantages of this method over others is that it provides (conservative) confidence intervals on direct causal relationships that do not require the faithfulness assumption to be made. A nonlinear extension of the method has been proposed recently (Heinze-Deml et al., 2017).

### 3.7.11 INFLUENCE DIAGRAMS

Our representation bears strong similarities with influence diagrams (Dawid, 2002), but a formal difference is that we consider the context variables to be random variables that reflect the empirical distribution of the experimental design, whereas in influence diagrams they are interpreted as decision variables rather than random variables. The advantage of treating context variables as random variables is that this allows one to apply standard causal discovery techniques (designed for random variables) *jointly* on system and context variables. In particular, the notion of (statistical) conditional independence (Dawid, 1979) is sufficient. If one would like to treat the context variables as decision (i.e., non-random) variables, extended notions of conditional independence would be necessary (such as in Constantinou and Dawid (2017)), but this only works under additional assumptions, for example, that context variables are discrete-valued. Since we can always view the context variables as random variables in the *empirical distribution* of the experimental design, this allows us to stick with the standard notion of conditional independence and in addition, handle non-discrete context variables as well.

### 3.7.12 SELECTION DIAGRAMS

Our representation also bears some similarities with selection diagrams (Bareinboim and Pearl, 2013), but one crucial difference is that we are modeling the *joint* distribution on the intervention and system variables, whereas a selection diagram represents the *conditional* distribution of the system variables given the intervention (“selection”) variables. Because we are modeling the joint distribution and not only the conditional one, we can apply standard causal discovery techniques directly on pooled data, something that would not be as trivial when using selection diagrams instead.

Bareinboim and Pearl (2013) define a selection diagram as follows:

**Definition 6** Let  $\mathcal{M} = \langle \mathcal{I}, \mathcal{K}, \mathcal{H}, \mathcal{X}, \mathcal{E}, \mathbf{f}, \mathbb{P}_{\mathcal{E}} \rangle$  and  $\mathcal{M}^* = \langle \mathcal{I}, \mathcal{K}, \mathcal{H}, \mathcal{X}, \mathcal{E}, \mathbf{f}^*, \mathbb{P}_{\mathcal{E}^*} \rangle$  be two acyclic SCMs corresponding to two different contexts, that only differ with respect to their causal mechanisms and exogenous distributions. In particular, they share the same functional graph  $\mathcal{H}$  and hence also their causal graphs are identical,  $\mathcal{G}(\mathcal{M}) = \mathcal{G}(\mathcal{M}^*)$ . The selection diagram  $\bar{\mathcal{G}}$  induced by  $\mathcal{M}$

and a  $\mathcal{M}^*$  is the acyclic directed mixed graph with nodes  $\mathcal{I} \dot{\cup} \mathcal{I}'$ , where  $\mathcal{I}'$  is a copy of  $\mathcal{I}$  of selection variable indices (one  $i' \in \mathcal{I}'$  for each endogenous variable index  $i \in \mathcal{I}$ ), such that

1. the induced subgraph of  $\bar{\mathcal{G}}$  on  $\mathcal{I}$  equals the causal graph  $\bar{\mathcal{G}}_{\mathcal{I}} = \mathcal{G}(\mathcal{M})$ , and
2. for each  $i \in \mathcal{I}$  such that  $f_i \neq f_i^*$  or  $\mathbb{P}_{\boldsymbol{\epsilon}_{\text{pa}_{\mathcal{G}}(i)}} \neq \mathbb{P}_{\boldsymbol{\epsilon}_{\text{pa}_{\mathcal{G}}(i)}^*}$  there is an edge  $i' \rightarrow i$  in  $\bar{\mathcal{G}}$ .

Consider a JCI model of the form (5) with a single binary context variable  $C$ . The joint SCM can be split into two context-specific SCMs,  $\mathcal{M}^0$  and  $\mathcal{M}^1$ , and the induced selection diagram  $\mathcal{D}$  can be obtained from the causal graph  $\mathcal{G}(\mathcal{M})$  as follows: (i) each edge  $j_1 \rightarrow j_2$  or  $j_1 \leftrightarrow j_2$  between system variables  $j_1, j_2 \in \mathcal{J}$  is also in  $\mathcal{D}$ ; (ii) if  $C \rightarrow j$  for  $j \in \mathcal{J}$  then  $j' \rightarrow j$  is in  $\mathcal{D}$ . Since the JCI framework can be used to learn (features of the) causal graph  $\mathcal{G}$  from data, this means that we can thereby learn the selection diagram from data.

## 4. Experiments

In this section we report on the experiments we performed with JCI.

### 4.1 Flow cytometry data

As an interesting application on real-world data, we consider the flow cytometry data of Sachs et al. (2005). This dataset has become a benchmark in causal discovery, even though the reliability and especially the completeness of its ground truth (the ‘‘consensus network’’ in (Sachs et al., 2005)) is debated. Most causal discovery methods that are applied on this data use the background knowledge about the intervention types and targets, which is specified in Table 2, with the notable exception of the method of Eaton and Murphy (2007). Using that background knowledge simplifies the causal discovery problem considerably. However, many biologists are skeptical of how accurate this background knowledge really is.

We ran JCI-FCI on the entire data set, using an adapted version of the FCI implementation in the `pcalg` package (Kalisch et al., 2012). The experimental design is described in Table 1. We removed the first context variable  $C_1$ , as discussed in Section 3.5. This means that we must interpret context variables  $C_8$  and  $C_9$  differently: in addition to adding PMA or  $\beta$ 2CAMP, they now correspond to *not* adding  $\alpha$ -CD3/CD28. Similarly to Eaton and Murphy (2007), we do not use that background knowledge here. Rather, we only assume that the experimental setting is captured by the JCI framework with all three JCI assumptions. The first assumption must be true because the intervention is performed some time (approximately 20 minutes) before the measurements are done. We have already motivated the validity of the second assumption (no confounding between context and system variable pairs) for this particular experiment in Section 3.4. The third assumption is also appropriate, because after removing  $C_1$ , no conditional independences are present in the context distribution on the remaining context variables  $\mathbb{P}(C_2, \dots, C_9)$ . We used default parameters for FCI, using partial correlation tests with Fisher’s Z-transform and significance level  $\alpha = 0.01$ , and assume that no selection bias is present.

For comparison, we also ran standard FCI (without selection bias) using only the observational data set (the first one, in which only global activators  $\alpha$ -CD3 and  $\alpha$ -CD28 have been administered). We also ran ION/IOD, which in this setting of no missing data reduce to using Fisher’s method to combine  $p$ -values of conditional independence tests in separate data sets, which are then used as input for standard FCI (without selection bias).

The consensus network and the PAGs obtained by the methods are shown in Figure 9. The performance of JCI-FCI is clearly quite an improvement over the two baselines. Remarkably, by exploiting the information in the context variables, all edges can be oriented. The output also resembles the consensus network. This is quite an achievement considering that we have not taken into account the available background knowledge on the intervention types and targets (Table 2).

## 5. Conclusions and discussion

In this work, we proposed Joint Causal Inference (JCI), a powerful and elegant framework for causal discovery from datasets from multiple contexts. JCI generalizes the ideas of causal discovery based on experimentation (as in randomized controlled trials and A/B-testing) to multiple (context and) outcome variables. It also generalizes the ideas of causal discovery from purely observational data to the setting of datasets from multiple contexts, by reducing the latter to a special case of the former, with additional background knowledge. JCI can be implemented with any causal discovery method that can handle the appropriate background knowledge. We illustrated the workings of JCI by applying JCI-FCI, an implementation of JCI that uses FCI, on a flow cytometry data set.

With JCI, scientists have at their disposal a much more fine-grained choice when it comes to designing experiments. Rather than having to go for an extreme approach based on either experimentation or purely observational data, we can now handle much more general experimental designs that perform some, but not all, experiments, thereby trading off the number and complexity of experiments to be done for the reliability of the causal discovery procedure. Compared with the existing methods, the framework offered by JCI is the most generally applicable, handling various intervention types and other context changes in a unified and non-parametric way, allowing for latent variables and cycles, and also applies when intervention types and targets are unknown, a common situation in causal discovery in complex systems.

As future work, we plan to (i) weaken the faithfulness assumption of JCI with respect to the context variables to allow for even more general experimental designs, (ii) address the problem of learning from datasets with non-identical (but overlapping) sets of observed variables, (iii) address selection bias.

### ACKNOWLEDGMENTS

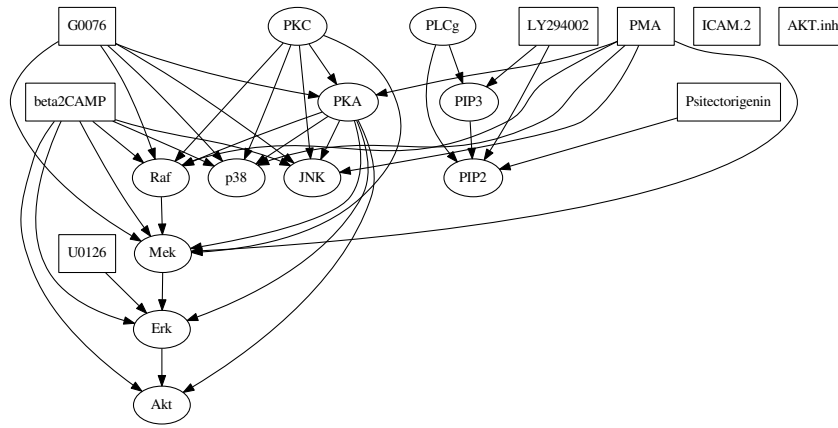
SM, JMM and TC were supported by NWO, the Netherlands Organization for Scientific Research (VIDI grant 639.072.410). SM was also supported by the Dutch programme COMMIT/ under the Data2Semantics project. TC was also supported by NWO grant 612.001.202 (MoCoCaDi), and EU-FP7 grant agreement n.603016 (MATRICS).

### References

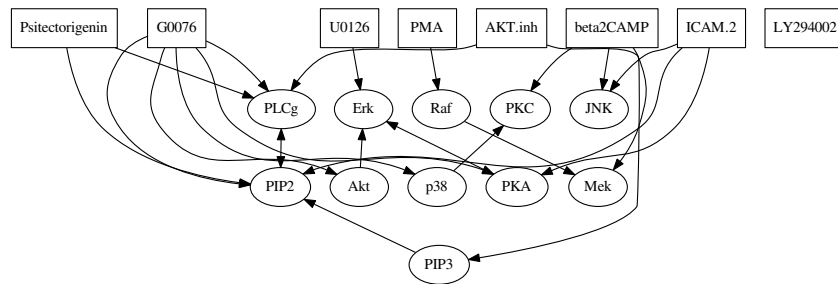
Elias Bareinboim and Judea Pearl. A general algorithm for deciding transportability of experimental results. *Journal of Causal Inference*, 1:107–134, 2013.

Stephan Bongers, Jonas Peters, Bernhard Schölkopf, and Joris M. Mooij. Marginalization of structural causal models with feedback loops. *arXiv.org preprint*, arXiv:1611.06221v2 [stat.ME], February 2018. URL <http://arxiv.org/abs/1611.06221v2>.

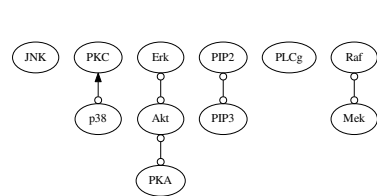




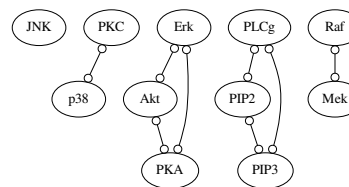
(a) Consensus Network



(b) JCI-FCI



(c) FCI



(d) ION/IOD

Figure 9: PAGs resulting from various FCI-based causal discovery methods on the flow cytometry data of Sachs et al. (2005). Intervention variables are denoted with rectangles, system variables with circles. 9(a) consensus network according to Sachs et al. (2005); 9(b) JCI-FCI result, which does not use the biological prior knowledge regarding intervention types and targets; 9(c); FCI on the first (“observational”) dataset in which only global activators  $\alpha$ -CD3 and  $\alpha$ -CD28 have been administered; 9(d) ION-IOD variant, i.e., using Fisher’s method to combine conditional independence test results from all 14 datasets, taken as input for standard FCI.

- Lin S. Chen, Frank Emmert-Streib, and John D. Storey. Harnessing naturally randomized transcription to infer regulatory relationships among genes. *Genome Biology*, 8(10):R219, 2007.
- David M. Chickering. Optimal structure identification with greedy search. *Journal of Machine Learning Research*, 3:507–554, 2002.
- Tom Claassen and Tom Heskes. Causal discovery in multiple models from different experiments. In *Proceedings of the 23rd International Conference on Neural Information Processing Systems (NIPS 2010)*, pages 415–423, Vancouver, British Columbia, Canada, 2010.
- Panayiota Constantinou and A. Philip Dawid. Extended conditional independence and applications in causal inference. *The Annals of Statistics*, 45(6):2618–2653, 2017.
- Gregory F. Cooper. A simple constraint-based algorithm for efficiently mining observational databases for causal relationships. *Data Mining and Knowledge Discovery*, 1(2):203–224, 1997.
- Gregory F. Cooper and Changwon Yoo. Causal discovery from a mixture of experimental and observational data. In *Proceedings of the Fifteenth Conference on Uncertainty in Artificial Intelligence (UAI 1999)*, pages 116–125, Stockholm, Sweden, 1999.
- A. Philip Dawid. Conditional independence in statistical theory. *Journal of the Royal Statistical Society B*, 41(1):1–31, 1979.
- A. Philip Dawid. Influence diagrams for causal modelling and inference. *International Statistical Review*, 70(2):161–189, 2002.
- Vanessa Didelez, A. Philip Dawid, and Sara Geneletti. Direct and indirect effects of sequential treatments. In *Proceedings of the Twenty-Second Conference on Uncertainty in Artificial Intelligence (UAI 2006)*, pages 138–146. AUAI Press, 2006.
- Daniel Eaton and Kevin Murphy. Exact Bayesian structure learning from uncertain interventions. In *Proceedings of the Eleventh International Conference on Artificial Intelligence and Statistics (AISTATS 2007)*, San Juan, Puerto Rico, 2007.
- D. Entner and P. O. Hoyer. On causal discovery from time series data using FCI. In *Proceedings of the Fifth European Workshop on Probabilistic Graphical Models (PGM-2010)*, pages 121–128, 2010.
- R. A. Fisher. *The Design of Experiments*. Hafner, 1935.
- Patrick Forré and Joris M. Mooij. Markov properties for graphical models with cycles and latent variables. *arXiv.org preprint*, arXiv:1710.08775 [math.ST], October 2017. URL <https://arxiv.org/abs/1710.08775>.
- Nir Friedman, Michal Linial, Iftach Nachman, and Dana Pe’er. Using Bayesian networks to analyze expression data. *Journal of Computational Biology*, 7(3-4):601–620, 2000.
- Clive W. J. Granger. Investigating causal relations by econometric models and cross-spectral methods. *Econometrica*, 37(3):424–438, 1969.

- Alain Hauser and Peter Bühlmann. Characterization and greedy learning of interventional Markov equivalence classes of directed acyclic graphs. *Journal of Machine Learning Research*, 13:2409–2464, 2012.
- David Heckerman, Dan Geiger, and David M. Chickering. Learning Bayesian networks: The combination of knowledge and statistical data. *Machine Learning*, 20:197–243, 1995.
- Christina Heinze-Deml, Jonas Peters, and Nicolai Meinshausen. Invariant causal prediction for nonlinear models. *arXiv.org preprint*, arXiv:1706.08576 [stat.ME], June 2017. URL <https://arxiv.org/abs/1706.08576>.
- Antti Hyttinen, Frederick Eberhardt, and Patrick O. Hoyer. Learning linear cyclic causal models with latent variables. *Journal of Machine Learning Research*, 13:3387–3439, 2012.
- Antti Hyttinen, Frederick Eberhardt, and Matti Järvisalo. Constraint-based causal discovery: Conflict resolution with answer set programming. In *Proceedings of the Thirtieth Conference on Uncertainty in Artificial Intelligence (UAI 2014)*, pages 340–349, Quebec City, Quebec, Canada, 2014.
- Markus Kalisch, Martin Mächler, Diego Colombo, Marloes H. Maathuis, and Peter Bühlmann. Causal inference using graphical models with the R package pcalg. *Journal of Statistical Software*, 47(11):1–26, 2012.
- Yutaka Kano and Shohei Shimizu. Causal inference using nonnormality. In *Proceedings of the International Symposium on Science of Modeling, the 30th Anniversary of the Information Criterion*, pages 261–270, 2003.
- Mikko Koivisto and Kismat Sood. Exact Bayesian structure discovery in Bayesian networks. *Journal of Machine Learning Research*, 5:549–573, 2004.
- Sara Magliacane, Tom Claassen, and Joris M. Mooij. Ancestral causal inference. In *Proceedings of Advances in Neural Information Processing Systems (NIPS 2016)*, pages 4466–4474, Barcelona, Spain, 2016.
- Subramani Mani. *A Bayesian Local Causal Discovery Framework*. PhD thesis, University of Pittsburg, March 2006. URL <http://d-scholarship.pitt.edu/10181/>.
- Florian Markowetz, Steffen Grossmann, and Rainer Spang. Probabilistic soft interventions in conditional Gaussian networks. In *Proceedings of the Tenth International Workshop on Artificial Intelligence and Statistics (AISTATS 2005)*, Bridgetown, Barbados, 2005.
- Christopher Meek. Strong completeness and faithfulness in Bayesian networks. In *Proceedings of the Eleventh Conference on Uncertainty in Artificial Intelligence (UAI 1995)*, 1995.
- Joris M. Mooij and Tom Heskes. Cyclic causal discovery from continuous equilibrium data. In *Proceedings of the 29th Annual Conference on Uncertainty in Artificial Intelligence (UAI 2013)*, pages 431–439, 2013.
- Joris M. Mooij, Jonas Peters, Dominik Janzing, Jakob Zscheischler, and Bernhard Schölkopf. Distinguishing cause from effect using observational data: Methods and benchmarks. *Journal of Machine Learning Research*, 17(32):1–102, 2016.

- Kevin Murphy. *Dynamic Bayesian Networks: Representation, Inference and Learning*. PhD thesis, University of Pittsburg, July 2002. URL <http://www.cs.ubc.ca/~murphyk/Thesis/thesis.pdf>.
- Chris J. Oates, Jim Korkola, Joe W. Gray, and Sach Mukherjee. Joint estimation of multiple related biological networks. *Annals of Applied Statistics*, 8(3):1892–1919, 2014.
- Chris J. Oates, Jim Q. Smith, and Sach Mukherjee. Estimating causal structure using conditional dag models. *Journal of Machine Learning Research*, 17(1):1880–1903, 2016a.
- Chris J. Oates, Jim Q. Smith, Sach Mukherjee, and James Cussens. Exact estimation of multiple directed acyclic graphs. *Statistics and Computing*, 26(4):797–811, 2016b.
- Judea Pearl. Comment: Graphical models, causality, and intervention. *Statistical Science*, 8:266–269, 1993.
- Judea Pearl. *Causality: Models, Reasoning and Inference*. Cambridge University Press, 2009.
- Jonas Peters, Joris M. Mooij, Dominik Janzing, and Bernhard Schölkopf. Causal discovery with continuous additive noise models. *Journal of Machine Learning Research*, 15:2009–2053, 2014.
- Jonas Peters, Peter Bühlmann, and Nicolai Meinshausen. Causal inference using invariant prediction: identification and confidence intervals. *Journal of the Royal Statistical Society, Series B*, 78(5):947–1012, 2016.
- Thomas S. Richardson. Markov properties for acyclic directed mixed graphs. *Scandinavian Journal of Statistics*, 30:145–157, 2003.
- Thomas S. Richardson and Peter Spirtes. Ancestral graph Markov models. *The Annals of Statistics*, 30(4):962–1030, August 2002.
- Dominik Rothenhäusler, Christina Heinze, Jonas Peters, and Nicolai Meinshausen. BACKSHIFT: Learning causal cyclic graphs from unknown shift interventions. In *Advances in Neural Information Processing Systems 28 (NIPS 2015)*, pages 1513–1521. Curran Associates, Inc., 2015.
- Karen Sachs, Omar Perez, Dana Pe’er, Douglas A. Lauffenburger, and Garry P. Nolan. Causal protein-signaling networks derived from multiparameter single-cell data. *Science*, 308, 2005.
- Ilya Shpitser, Robin J. Evans, Thomas S. Richardson, and James M. Robins. Introduction to nested Markov models. *Behaviormetrika*, 41(1):3–39, 2014.
- Peter Spirtes, Christopher Meek, and Thomas S. Richardson. Causal inference in the presence of latent variables and selection bias. In *Proceedings of 11th Conference on Uncertainty in Artificial Intelligence (UAI 1995)*, 1995.
- Peter Spirtes, Clark Glymour, and Richard Scheines. *Causation, Prediction, and Search*. MIT press, 2nd edition, 2000.
- Jin Tian and Judea Pearl. Causal discovery from changes. In *Proceedings of the 17th Conference in Uncertainty in Artificial Intelligence (UAI 2001)*, Seattle, Washington, USA, 2001.

- Robert E. Tillman. Structure learning with independent non-identically distributed data. In *Proceedings of the 26th Annual International Conference on Machine Learning (ICML 2009)*, pages 1041–1048, 2009.
- Robert E. Tillman and Peter Spirtes. Learning equivalence classes of acyclic models with latent and selection variables from multiple datasets with overlapping variables. In *Proceedings of the 14th International Conference on Artificial Intelligence and Statistics (AISTATS 2011)*, 2011.
- Sofia Triantafillou and Ioannis Tsamardinos. Constraint-based causal discovery from multiple interventions over overlapping variable sets. *Journal of Machine Learning Research*, 16:2147–2205, 2015.
- Sofia Triantafillou, Vincenzo Lagani, Christina Heinze-Deml, Angelika Schmidt, Jesper Tegner, and Ioannis Tsamardinos. Predicting causal relationships from biological data: Applying automated causal discovery on mass cytometry data of human immune cells. *Scientific Reports*, 7:12724, 2017.
- Jiji Zhang. On the completeness of orientation rules for causal discovery in the presence of latent confounders and selection bias. *Artificial Intelligence*, 172(16-17):1873–1896, 2008.
- Kun Zhang, Biwei Huang, Jiji Zhang, Clark Glymour, and Bernhard Schölkopf. Causal discovery from nonstationary/heterogeneous data: Skeleton estimation and orientation determination. In *Proceedings of the Twenty-Sixth International Joint Conference on Artificial Intelligence, IJCAI-17*, pages 1347–1353, 2017.