

# Android Code Protection via Obfuscation Techniques: Past, Present and Future Directions

Parvez Faruki, Malaviya National Institute of Technology Jaipur, India  
Hossein Fereidooni, University of Padua, Italy  
Vijay Laxmi, Malaviya National Institute of Technology Jaipur, India  
Mauro Conti, University of Padua, Italy  
Manoj Gaur, Malaviya National Institute of Technology Jaipur, India

Mobile devices have become ubiquitous due to centralization of private user information, contacts, messages and multiple sensors. Google Android, an open-source mobile Operating System (OS), is currently the market leader. Android popularity has motivated the malware authors to employ set of cyber attacks leveraging code obfuscation techniques. Obfuscation is an action that modifies an application (app) code, preserving the original semantics and functionality to evade anti-malware. Code obfuscation is a contentious issue. Theoretical code analysis techniques indicate that, attaining a verifiable and secure obfuscation is impossible. However, obfuscation tools and techniques are popular both among malware developers (to evade anti-malware) and commercial software developers (protect intellectual rights). We conducted a survey to uncover answers to concrete and relevant questions concerning Android code obfuscation and protection techniques. The purpose of this paper is to review code obfuscation and code protection practices, and evaluate efficacy of existing code de-obfuscation tools. In particular, we discuss Android code obfuscation methods, custom app protection techniques, and various de-obfuscation methods. Furthermore, we review and analyze the obfuscation techniques used by malware authors to evade analysis efforts. We believe that, there is a need to investigate efficiency of the defense techniques used for code protection. This survey would be beneficial to the researchers and practitioners, to understand obfuscation and de-obfuscation techniques to propose novel solutions on Android.

Additional Key Words and Phrases: Code Obfuscation, Dalvik bytecode, Native code, Payloads, Code Packing, Dynamic loading

## ACM Reference Format:

Parvez Faruki, Hossein Fereidooni, Vijay Laxmi, Mauro Conti and Manoj Gaur. *ACM Comput. Surv.* 0, 0, Article 00 (2017), 37 pages.  
DOI : <http://dx.doi.org/10.1145/0000000.0000000>

## 1. INTRODUCTION

ANDROID, the most popular mobile device OS is currently the market leader [Guardian 2014] [Gartner 2014]. The availability of Internet, Global Positioning System (GPS) and custom apps have increased the popularity of the mobile devices. The official Android market, Google Play is the dominant app distribution platform accessible to all Android devices [Play 2015]. Google Play also allows installation of third-party developers and app stores [SlideME 2014]. The elevated Android popularity has attracted the attention of malware authors employing advanced code obfus-

---

Author's addresses: P. Faruki and V. Laxmi and M. Gaur, Computer Engineering Department, Malaviya National Institute of Technology, India; H. Fereidooni and M. Conti, Department of Mathematics, University of Padua.

Permission to make digital or hard copies of part or all of this work for personal or classroom use is granted without fee provided that copies are not made or distributed for profit or commercial advantage and that copies show this notice on the first page or initial screen of a display along with the full citation. Copyrights for components of this work owned by others than ACM must be honored. Abstracting with credit is permitted. To copy otherwise, to republish, to post on servers, to redistribute to lists, or to use any component of this work in other works requires prior specific permission and/or a fee. Permissions may be requested from Publications Dept., ACM, Inc., 2 Penn Plaza, Suite 701, New York, NY 10121-0701 USA, fax +1 (212) 869-0481, or [permissions@acm.org](mailto:permissions@acm.org).

© 2017 ACM 0360-0300/2017/-ART00 \$15.00  
DOI : <http://dx.doi.org/10.1145/0000000.0000000>

cation and protection techniques. The malware authors are propagating encrypted and obfuscated premium-rate SMS malware, evading Google Play security [Castillo 2012]. On the other hand, app developers are concerned about code misuse; hence they employ code obfuscation, encryption and custom protection techniques. The weak code protection techniques lower the code integrity and escalate the risk of plagiarism and malware attacks. For instance, a rooted device facilitates identification of app internals and evades device security.

In software engineering lexicon, reverse engineering is defined as a set of methods for obtaining the source code from APK archive. The code obfuscation is employed by malware authors to evade anti-malware. In particular, the architecture-neutral compiled Java code is amenable to reverse engineering. The app developers are concerned about safety and protection of the developed intellectual algorithms and data. Malware authors use obfuscation, code encryption, dynamic code loading, and native code execution evading the Google Play protection [Rasthofer et al. 2015a].

Code obfuscation is reported as a reasonable and easy alternative compared to the other protection techniques [Franz 2010] [Davi et al. 2012]. Code obfuscation is a set of purposeful techniques to render the code unreadable. Code obfuscation transforms the code by changing its physical appearance, preserving the intended program logic and behavior. Furthermore, code obfuscation is useful to protect the software from reverse engineering. Hence, malware developers have already leveraged the obfuscation by developing recent malware apps evading the Play stores and commercial anti-malware [Rogers 2014; Minidump 2014]. Android permits app distribution from third-party developers and other third party app stores. Application developers employ obfuscators to protect the proprietary logic and sensitive algorithms to avoid the misuse. The code obfuscation techniques can be used to: (i) protect the intellectual property; (ii) prevent piracy; and (iii) prevent app misuse. The obfuscation techniques employed by malware authors evade the existing commercial anti-malware solutions. The Android development environment has an in-built obfuscator Proguard [Android 2015b] for app code protection.

A De-obfuscator is required when app source code is not available. De-obfuscation can be used to verify correct execution of obfuscated app. A popular app may disguise as a Trojan with hidden malicious payload. Zhou et al. [Zhou and Jiang 2012] studied 49 Android malware families and reported more than 86% repackaged malware from 1260 APK files. However, manual analysis is difficult for evaluating 1,490,272 Google Play apps reported in September 2015 [Appbrains 2015]. There exist several legal and technical methods to protect the intellectual property of software producers such as encryption, server-side execution, trusted native code, program encoding, and code obfuscation.

Android is the dominant mobile platform among users and developers [Guardian 2014]. The open nature of Android allows apps from third-party developers and other third-party markets. The popularity is an opportunity for plagiarists to clone, obfuscate and hijack the popular apps with their trojanized versions. Code obfuscation and protection techniques can protect the intellectual property. However, they can also be used to protect malicious code.

The remainder of this paper is organized as follows. In Section 2, we discuss basics of Android platform, execution mechanism, and its difference with Java development model. Section 3 covers types and purpose of code obfuscation with an in-depth description of app protection techniques. Section 4 elaborates obfuscation and optimization tools used by malware authors. In Section 5, we discuss the code protection techniques used by code packers. In Section 6, we explore the reverse engineering tools used for de-obfuscating the protected code. Section 8 elaborates the recent trends in obfuscation and possible future research directions. Finally, in Section 9, we conclude this survey.

## 2. ANDROID OVERVIEW

The Android OS is open-source developed by Google and supported by the Open Handset Alliance (OHA) [Russello et al. 2013; Faruki et al. 2013]. In the following, we discuss Android OS architecture and app compilation process.

### 2.1. Android Architecture

The Android software stack has four layers as illustrated in Figure 1: (i) linux kernel; (ii) native user-space; (iii) application framework; and (iv) application layer. The base of Android is Linux kernel adapted for limited processing capability, restricted memory and constrained battery availability. The Android platform customized “vanilla” kernel for resource constrained mobile devices. The Binder driver for inter-process communication (IPC), Android shared memory (ashmem), and wakelocks are important modifications to suit the Android devices.

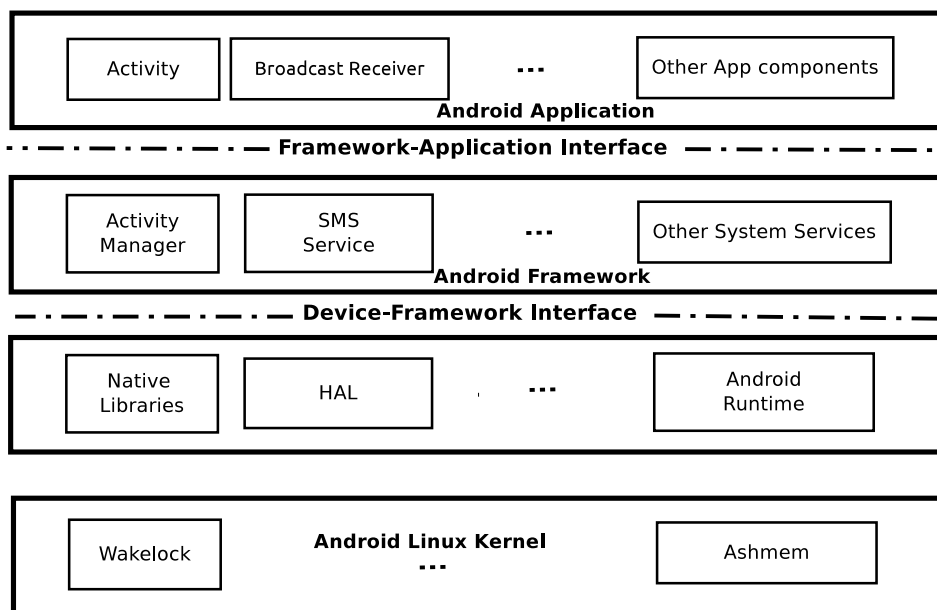


Fig. 1: Android Architecture.

Native Space and Application Framework layers form the Android middleware. The bottom layer blocks are the components developed in C/C++. However, the top two layers are implemented in Java. Native components are directly executed on the processor, bypassing the DVM. Hardware Abstraction Layer (HAL) is blurred between the Linux Kernel and Native user-space. Application Framework provides interaction to the developer. Java classes are compiled into Dalvik executable .dex and interpreted by the VM. User apps are at the top most layer.

There are many known open-source and commercial tools to reverse engineer the Android apps. Thus, unprotected apps may unknowingly give away the source code to the attackers for misuse. Android runs the APK files on Dalvik Virtual Machine (DVM), a register-based virtual machine to suit the mobile devices [Faruki et al. 2013]. The JVM is a stack-based, whereas, DVM is register-based [Shi et al. 2008]. JVM employs Last In First Out (LIFO) stack with PUSH and POP operations. The DVM stores

register-based operands in the CPU registers and requires explicit addressing. Figure 2 illustrates the procedure of converting Java source code to an APK archive.

## 2.2. Android Compilation

`dx` is Android SDK tool that converts Java source code to Dalvik bytecode [Android 2013]. It merges multiple class files into a single `.dex` file. Android manifest stores name and version of the app, libraries, declared permissions, assets, and other uncompiled resources. The content is merged into a single archive, an Android application Package (APK) [Faruki et al. 2013]. Many open-source and proprietary tools are available for reverse engineering the application. The unprotected apps may unknowingly give away their source code to the attacker, permitting visibility to the internals of the APK. The easy availability of source code may lead to loss of revenue, reputation issues, access to intellectual property, and legal liabilities.

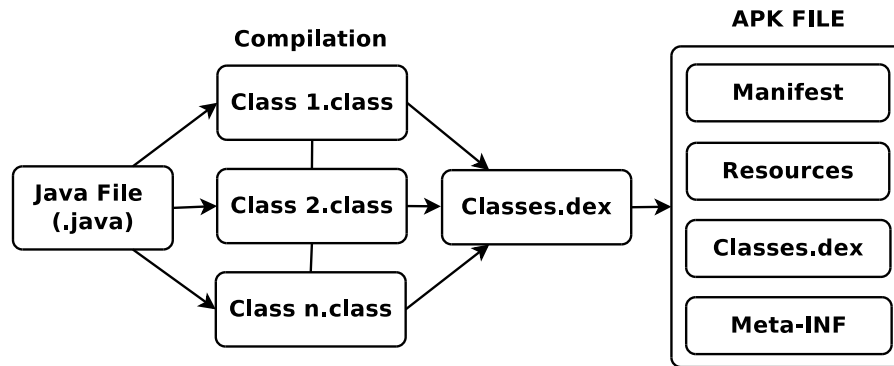


Fig. 2: Compilation of Java code to Android APK.

The Android KitKat 4.4 introduced Android RunTime (ART) to replace the DVM. The new runtime is proposed to improve the Android OS performance. We briefly compare the Dalvik and ART to underline their importance.

### (1) *Dalvik*:

Dalvik VM is the core of Android Dalvik bytecode execution. The Dalvik runtime is based on the Just-In-Time (JIT) compilation that remains independent of the machine code. When a user runs an Android app, the `.dex` code is compiled to the machine code. Dalvik VM performs JIT compilation and optimization during the app runtime to improve performance. However, the presence of JIT adds latency and memory pressure. Though mobile devices are improving their resources, the new runtime is more efficient in comparison to Dalvik VM.

### (2) *Android RunTime (ART)*:

The Android KitKat version 4.4 introduced an optional runtime Android RunTime (ART) to experimentally replace the DVM to improve performance. In ART, the APK the bytecode is converted to machine code at install time. Ahead-of-time compilation (AOT), a pre-compilation technique, saves the machine code in persistent storage. It loads the machine code at runtime, saving the CPU and memory as

compared to DVM. In particular, the `.dex` file is compiled as `.oat` file in ELF format. The ART reads the `.dex` file using `.dexFile`, `openDexFileNative` from `libart.so` library. If the `oat` file is not found, ART invokes `dex2oat` tool for compiling `.dex` to `.oat`. Otherwise, ART loads the `.oat` file in memory cache map. Once the `.oat` file is loaded, ART creates `OatFile` data structure to store the information. The ART reduces app startup time as code is converted to native at install time, which improves battery life. However, the installation takes more time and space.

### 3. CODE OBFUSCATION TECHNIQUES

Code obfuscation or mutation techniques alter the code appearance in the existing binary from one generation to another, to evade the anti-malware. Malware authors employ obfuscation techniques to protect malicious logic to evade the anti-malware [Preda 2007]. The app developers also use obfuscation and code protection methods to protect the code against reverse engineering. Plagiarist and malware authors employ obfuscation to evade the security tools. Malware authors also employ obfuscation to plagiarize the popular and paid apps. Obfuscation provides significant protection and obscures explicit details. Some obfuscation techniques operate directly on the source code; some obfuscate the bytecode. Collberg et al. classify the obfuscation techniques as: (i) Control-flow; (ii) Data; (iii) Layout; and (iv) Preventive obfuscation [Collberg et al. 2002; van Oorschot 2003]. Figure 3 illustrates detailed outline of existing code obfuscation and protection techniques discussed subsequently. An obfuscator protects the proprietary software and prevents its reverse engineering. The obfuscated program maintains the semantics of the original app. The original and obfuscated version produce the same output when executed. The malware authors use code protection and obfuscation techniques to protect malware logic, algorithms and hide the suspicious information such as strings, domain names and server address to delay malware being detected.

A de-obfuscator restores the original app from the obfuscated code with reverse engineering tools. The reconstruction of the source may not be possible. For example, identifier renaming obfuscated variables cannot be restored to their original names once changed by the obfuscator. According to [Low 1998], code obfuscation or transformation is the most suitable technical protection for type-safe language like Java. According to Udupa et al. [Udupa et al. 2005], surface obfuscation affects the syntax of the target program. However, it is not possible to hide the code semantics. If an identifier is renamed, the program output remains the same. The deep transformation obfuscates the control flow of target program [Schulz 2014].

**Definition:** Collberg et al. define the obfuscating transformation as the conversion  $\tau$  of a source app  $A$  into the target app  $A'$  [Collberg et al. 2002]:

$$A \xrightarrow{\tau} A'$$

Transformed app  $A'$  is an obfuscated version of the original program  $A$  if:

- App  $A$  does not terminate, or ends with an error condition, then  $A'$  may or may not terminate [Collberg et al. 2002].
- Otherwise,  $A'$  must terminate and generate the output similar to  $A$  [Collberg 2015].

Android apps are distributed as archive APK files available from: (i) Google Play; (ii) Third-party app marketplaces; and (iii) Android debug bridge. Once installed, the apps from the devices can be also accessed with Android Developer Tools (ADT). These APK files can be reverse engineered to the Dalvik bytecode from `classes.dex`, the app executable file. In the following subsection, existing code obfuscation approaches are detailed according to the outline made in Figure 3.

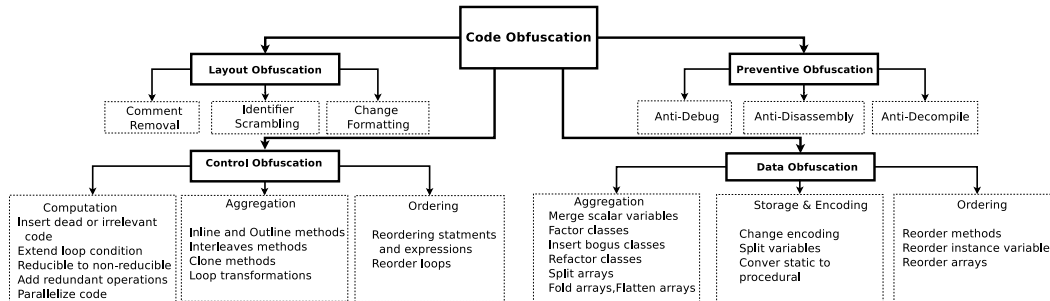


Fig. 3: Obfuscation Classification.

### 3.1. CONTROL FLOW OBFUSCATION

Control flow obfuscation aims to confuse the analyst by breaking up the control flow of the source code. Functional blocks that belong together are broken apart, and functional blocks that do not belong together are intermingled to confuse the reverse engineering. The control flow transformation changes the execution paths of a program, still maintains the original functionality. The control flow obfuscation is categorized as Aggregation, Computation and Ordering obfuscation techniques. The techniques can be further classified into following sub-categories as illustrated in Figure 3.

**3.1.1. Control flow computation.** The control flow obfuscation techniques hide the control flow and append additional code and complicate APK disassembly. The code insertion can be an additional method or irrelevant code [Martinsen 2008]. However, the recent compilers remove unused code for execution efficiency during the code optimization phase. To counter this, one can insert irrelevant bytecode such as `PUSH` or `POP` within the high-level code. Hence, it is not removed. Computation control obfuscation can be broken down as described in the following:

- (1) *Inserting Dead or Irrelevant Code:* The dead code block can never be reached; hence, is never executed. Inserting dead-code statements increases size of code and analysis time. A programmer can insert code block that is never executed [Kovacheva 2013]. For example, one can include extra methods or irrelevant statement blocks [Stamp and Wong 2006]. For instance, the code snippet before the Add Dead-code Switch Statements (ADSS) [Faruki et al. 2013] obfuscation is illustrated in listing 1. The Java bytecode switch construct can be used to insert control switch that is never executed [Batchelder and Hendren 2007]. However, the switch increases the connectedness and complexity of the method. Thus, the obfuscation evades the decompiler that cannot remove the dead switch. Listing 2 illustrates the ADSS obfuscation [Batchelder and Hendren 2007].

```

1 //before ADSS obfuscation
2 if (writeImage != null) {
3     try {
4
5         File file = new File("out");
6         ImageIO.write(writeImage, "png", file);
7     }
8     catch (Exception e) {
9         System.exit(1);
10    }
11 }
12 System.exit(0);

```

Listing 1: before ADSS obfuscation

```

// ADSS obfuscated code
if(obj != null) {
    try {
        ImageIO.write((RenderedImage) obj, png,
            new File(out));
    }
    catch(Exception exception2) {
        i += 2;
        System.exit(1);
    }
}
label_167:
{ while (l1l1.booleanValue() == ___)
  { switch (i) {
    default: break;
    case 3: break label_167;
  }
  System.exit(1);
  continue;
  }
}
System.exit(0);
}

```

Listing 2: ADSS obfuscated code [Mcgill 2015]

- (2) *Extend Loop condition*: Rewriting the test condition as a complex loop function introduces obfuscation in the code. It can be accomplished by extending the loop condition with the addition of more test cases having no effect on the result. The code in Listing 4 illustrates the extension of a simple if condition.

```

1 // Before loop extension
2
3 int x = 1;
4
5 if (x > 200)
6 {
7     ...
8     x ++;
9     Foo(x)
10 }

```

Listing 3: code before Loop extension

```

// After loop extension obfuscation
int x = 1;
while (x > 200 || x%200==0)
{
    ...
    x ++;

// calling function
Foo(x)
}

```

Listing 4: Loop extension obfuscation

- (3) *Reducible to Non-Reducible flow-graph obfuscation (RNR)* [Collberg 2015]: A reducible flow graph can be made complex by turning it reducible to non-reducible. The Java bytecode has a `goto` instruction. However, the Java language does not have a corresponding `goto` statement [freepatents 2015]. Hence, a plagiarist can misuse the `goto` bytecode and obfuscate with an arbitrary control-flow transformation. Java language can only express a structured control flow. Hence, “the control flow graphs produced by the Java programs is always reducible. However, Java bytecode can express this as non-reducible flow graphs, thus obfuscating reducible flow graph to non-reducible” [freepatents 2015]. According to [Collberg et al. 2002], this is achieved by converting a structured loop into a loop with multiple headers. Listing 5 and 6 illustrate the effect of RNR obfuscation.

```

1 // Before:
2
3 Statement 1;
4 while (condition1)
5 {
6
7   Statement2;
8 }

```

Listing 5: before RNR Obfuscation.

```

// After:
Statement 1;
if(condition2) {
  Statement2;
  while(condition1){
    Statement2;
  }
} else {
  while(condition1){
    Statement2;
  }
}

```

Listing 6: RNR Obfuscated code.

- (4) *Add Redundant Operands*: Appending insignificant terms within the code during basic calculations hinders reverse engineering. For example, let us assume an integer variable  $p$  which stores the product of two integer variables  $a$  and  $b$ . The code listings 7 and 8 illustrates the code snippets before and after redundant operators obfuscation. The transformed code generates exactly the same output. However, the obfuscated snippet appears complex during the analysis.

```

1 //original code
2
3 public int sum{
4
5 int a,b = 5, 7;
6 int p;
7 p = a * b;
8 System.out.println(`Product =` + p);
9
10 }

```

Listing 7: before redundant operators

```

//Redundant Operators Obfuscation
public int sum{
int a,b = 5,7;
double i,j = 0.0005, 0.0007;
double p;
p = (a * b) + (i*j);
System.out.println(`Product =` + (int) p);
}

```

Listing 8: redundant operators

- (5) *Parallelize Code*: The introduction of threads can affect the readability due to increased code complexity. The parallelization improves the performance. However, the motivation in this case is to hide the correct code flow. Collberg et al. [Collberg et al. 2002] suggested the following techniques: (i) Creating dummy processes; or (ii) Splitting sequential sections of a program into multiple concurrent and parallel processes.

3.1.2. **Control-flow Aggregation (CFA)**. The CFA alters the program statements grouping [Plasmans 2005]. CFA can be further classified into:

- (1) *Inline and Outline methods*: In Java, replacing a method call by its actual body (inlining) make the code complicated and difficult to understand. Code optimizers use these techniques. It also is a useful obfuscation transformation. Code inlining removes procedural abstraction from the program. Conversely, outlining selects a group of statements in a procedure and re-use them to generate a sub-procedure. For instance, inlining two procedures A and B necessitates the calling one after the other and outlining a portion of the combined code inside a new procedure.
- (2) *Method Interleaving (MI)*: Identifying an interleaved method is a difficult reverse engineering task. MI merges the body and parameter list of different methods.



Furthermore, it adds parameter to discriminate between calls to the individual methods [Collberg et al. 2002; Collberg 2015; freepatents 2015].

- (3) *Method Cloning (MC)*: A reverse engineer examines the body and signature of a subroutine to determine code functionality, a necessary step for reverse engineering. One can create function clones and further introduce repetitive calls to such functions.
- (4) *Loop Transformations (LT)*: In [Collberg et al. 2002], authors observed that some transformations increase the code complexity. Such obfuscation techniques break down the iteration space to fit the inner loop cache [Collberg 2015]. The availability of compile-time loop bounds turns the loop to a compound body with several loops known as loop fission [Collberg 2015].

**3.1.3. Control-flow ordering (CFO).** Control flow ordering obfuscation changes the execution order of the code statements. For instance, loops can be iterated backward rather than forward. Control ordering obfuscations can be categorized into:

- (1) *Reorder Statements and Expressions (RSE)*: Changing the order of statements and expressions has a significant effect on the Dalvik bytecode. It can disrupt the link between Java source and corresponding Dalvik bytecode [Kovacheva 2013].
- (2) *Reorder Loop (RL)*: RL transformation can be run backward to confuse the analysis. Code Listing 9 and 10 illustrate the usage of loop reversal obfuscation.

```

1 // Original code
2 x = 0;
3 while (x < maxNum) {
4     i[x] += j[x];
5     x++;
6 }
    
```

Listing 9: before loop reversal

```

// Loop reversal to change the control flow
x = maxNum;
while (x > 0)
{
    x--;
    i[x] += j[x];
}
    
```

Listing 10: loop reversal obfuscation

**3.1.4. Control-flow flattening (CFF).** CFF transforms the source code such that static analysis cannot determine the targets of branches. In this technique, the basic blocks of a program have same predecessor and successor. During execution, the actual control flow is controlled by a *dispatch variable*. A switch block has dispatch variable and a jump table to switch indirectly towards intended successor. At runtime, the value of dispatch variable decides which code block to be executed next. Figure 4(a) illustrates the control-flow graph of Listing 11 and Figure 4(b) shows the flattened control flow of the mentioned program. Compilers primarily use such methods during code optimization. However, malware authors leverage this technique to hide the semantic as well as syntax structure of a malware APK. This obfuscation technique prevents or at least delays manual analysis.

```

1 public int fill( int a , int b )
2 {
3     int diff = 0;
4     if ( a > b ) { diff = a-b ;
5         do
6             { b ++;
7             } while ( a != b ) ;
8     }
9     else { diff = b-a ;
10        do { a ++;
11        } while ( a != b ) }
12    return diff ;
13 }
    
```

Listing 11: control flow flattening

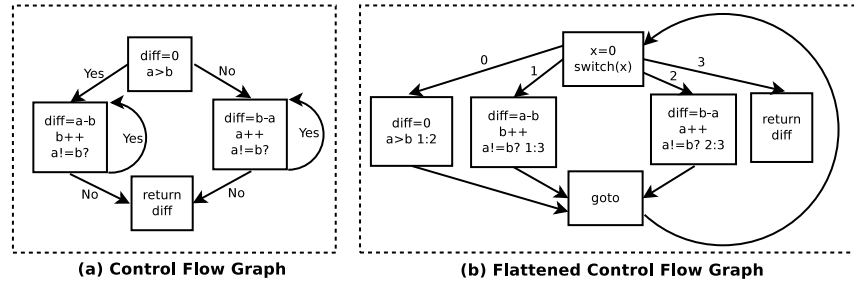


Fig. 4: CFG of listing 11

### 3.2. DATA OBFUSCATION

Data obfuscation techniques can modify the structure of an APK. They can be classified into following sub-categories as illustrated in Figure 3.

**3.2.1. Data aggregation.** This obfuscation changes the data grouping. In the following, we list some sub-categories of this technique:

- Merging Scalar Variables:** This obfuscation involves merging two or more scalar variables into a single variable. For example,  $m$  scalar variables  $Var_1, Var_2, Var_3, \dots, Var_k$  can be merged into a single array variable  $Var_m$ . Variables, in a way similar to arrays or integers, can be merged or even promoted as objects [Collberg et al. 2002; Collberg 2015; freepatents 2015]. As a simple example, consider merging two 32-bit integer variables X and Y into a 64-bit variable Z.
- Class Transformations (CT):** Class transformations can be leveraged to make the program analysis difficult. One good way of achieving this is to use inheritance and interfaces to create deep class hierarchies to build a complex distributed application. Further, one or more dummy classes/methods can confuse the reverse engineer.
- Array Transformations (AT):** Array transformation is an effective obfuscation technique to convert the readable string information as unreadable [Collberg 2015]. The AT: (i) splits an array; (ii) merge two or more arrays; (iii) flattens an array dimensions; or (iv) folds or increases the array dimensions.

**3.2.2. Data Storage and Encoding (DSE).** The DSE affects how the data is stored and interpreted. Such methods obscure the data structures within the programs. Data storage obfuscation converts a local variable into a global. Furthermore, data encoding obfuscations replaces an integer variable  $i$  with an expression  $x*i+y$ . In the following, we discuss such techniques.

- Change Encoding (CE):** Programmers follow some standard conventions to write code. The encoding transformation techniques exploit this fact. The more transformations we employ, the less likelihood to understand the code. In fact, changing encoding reshapes the data into less natural forms. For example, we can replace all the references initializing an index variable  $i$ , with the expression  $i = x*i+y$ , where  $x=6$  and  $y=5$ . When the code needs to use the index value, the obfuscator inserts the expression  $(i-5)/6$ . Finally, instead of incrementing the variable by one, add six to the value. The obfuscation scales and offsets the index from the desired value to compute the real index. Listings 12 and 13 illustrates encoding.

```

1 //Before:
2 int i = 1;
3 while (i <= 100)
4 {
5     result = arr[i-1];
6     i++;
7 }
    
```

Listing 12: before encoding obfuscation

```

1 //After:
2 int i = 11;
3 while (i <= 605)
4 { result = arr[(i-5)/6];
5     i+=6;
6 }
    
```

Listing 13: After encoding obfuscation

- (b) *Class Transformations*: Class transformations can be leveraged to make the program analysis difficult. One good way of achieving this is to use inheritance and interfaces to create deep class hierarchies that make it more difficult to understand the application. Inserting a bogus class can confuse the reverse engineer.
- (c) *Array Transformations*: There exist many different types of transformations that can be devised to obscure the operations performed on an array. These transformations consist of splitting an array, merging two or more arrays, flattening an array (i.e., decrease the dimensions of the array), and folding the array (i.e., increase the dimensions of the array).

The data modification techniques can be used to evade the string based malware detectors. A simple example illustrated in Listing 14 and 15 demonstrates data modification obfuscation.

```

1 // original declaration
2 int a = 30
    
```

Listing 14: before integer obfuscation

```

1 // obfuscating integer declaration
2 class bar {
3     public int getValue () {
4         return 30; }
5     }
6     Foo f = new bar () ;
7     int a = f.getValue () ;
    
```

Listing 15: after integer obfuscation

- (3) *Split Variables (SV)*: Boolean variables can be replaced by a boolean expression. The relevant example is illustrated in Table I. Variable  $b$  in the original code is expressed as  $f(b_1, b_2)$ . In this example, function  $F$  is XOR. However, it can be generalized to any function with any number of variables. This also adds another layer of obfuscation due to the fact that some assignments of a value have different results. Let us say  $b = \text{True}$ . We can further split the variable into  $b_1 = 0$  and  $b_2 = 1$  in the lookup Table I and convert it to original Boolean value.

$b_1$	$b_2$	$b = F(b_1 \oplus b_2)$
0	0	False
0	1	True
1	0	True
1	1	False

Table I: Lookup table to split variables [Gupta 2005]

To split the variable  $b$  into  $b_1$  and  $b_2$ , we have to define: (i) a function,  $F(b_1, b_2)$  that maps  $b_1$  and  $b_2$  to variable  $b$ , (ii) to the inverse function,  $F^{-1}(b)$  that maps  $b$  to  $b_1$  and  $b_2$ , and (iii) new operations defined on  $b_1$  and  $b_2$ .  $b$  has been split into two shorter integer variables  $b_1$  and  $b_2$ . If  $b_1=b_2=0$  or  $b_1=b_2=1$  then  $b$  is false, otherwise,  $b$  is True. Boolean  $b$  are masked as arithmetic operations on the integers  $b_1$  and  $b_2$  with the split variable technique [Gupta 2005].

- (4) *Convert Static to Procedural Data*: Strings store critical information such as copyright information, license key, and software expiry date. If the static string information is converted to procedural data, reverse engineering becomes complicated. A simple way obfuscate is to convert the string to a program that computes the string [Wroblewski 2002].

**3.2.3. Data Ordering.** This obfuscation alters the data ordering. Ordering transformation randomizes data declaration order within a program. “An array stores a list of integer numbers. The array has the  $i$ -th element in the list at position  $i$ . A function  $f(i)$  can be used to determine the position of the  $i$ -th element in the list” [Preda 2007; Low 1998]. Randomizing the declaration order impedes reverse engineering process [Low 1998; Stamp and Wong 2006].

- (1) *Reorder Methods*: randomize the declarations of methods within the code to harden the reverse engineering.
- (2) *Reorder Arrays*: randomize the order of parameters to methods and use a mapping function to reorder data within arrays.
- (3) *Reorder Instance Variables*: randomize the declarations of instance variables within the class.

```

1 // original code
2 int a = 7 + 70/2 + 1 ;
3 int b = "testing".length();

```

Listing 16: before aggregation

```

// obfuscated code
int a = 43;
int b = 7;

```

Listing 17: aggregation obfuscation

### 3.3. LAYOUT OBFUSCATION

Layout transformation is used to modify the source and binary structure of a program. Different layout transformation techniques are illustrated in Figure 3. The Layout Obfuscation can be classified as: (i) identifier scrambling; (ii) output format changes; (iii) comments, or debug information.

Replacing the identifier names with mandarin non-alphabetical characters increases the code complexity. For example, in code Listing 18 the SmsManager Class encrypts the string before sending it over the network. However, the original identifiers names are amenable to reverse engineering. To avoid code inference, oBad Trojan employs identifier mangling obfuscation in Listing 19.

```

1 package iAmDriving{
2     public class LetsNavigate{...}
3 }
4 package iAmConnecting {
5     public class MyBluetoothHandle{..}
6 }
7 package userIsActive{
8     public class MainActivity{...}
9 }

```

Listing 18: before obfuscation

```

package d {
    public class d { ... }
}
package e {
    public class e { ... }
}
package f {
    public class f { ... }
}

```

Listing 19: identifier renaming [Schulz 2014]

Listing 19 replaces the strings by a single character. Identifier mangling reduces the meta-information by replacing them with random alphabets. Random names do not carry any information about the object or the behavior. Hence, the interpretation becomes difficult. Proguard obfuscator within the Android SDK implements a similar approach. oBad Trojan leverages the identifier mangling with character permutations of “o, O”, “c, C”, “i, I” and “l, L” in lower and upper case [Minidump 2014]. Listing 20 illustrates the identifier renaming obfuscation.

```

1 public final class CcoCIcIf {
2     private static final byte [ ] COcocOlo;
3     private static boolean CcoCIcI;
4     private static long OoCOoc1l;
5     private static long OoCOoc1l;
6     private static String cOIcOOo;
7     private static final OoCOoc1l lOIlloc;
8     private static ArrayList occcclc;
9     private static final occccl coclClII;
10    private static Thread ooCclcC;
11 }

```

Listing 20: oBad Trojan Identifier scrambling Obfuscation [Schulz 2014].

### 3.4. PREVENTIVE TRANSFORMATIONS

Preventive transformation techniques are employed to evade the commercial debugging and de-compilation tools. Preventive obfuscation takes advantage weak or non-existent mapping between the high-level language and its corresponding bytecode to inject illegal, unused or rarely used bytecode. Changes in Java bytecode crashes the decompiler due to the presence of new instructions. Figure 3 illustrates the preventive obfuscation techniques.

**Anti Debugging:** This technique is a preventive obfuscation that inserts some validation code to identify the presence of a debugger. Once it identifies being executed in the debugger, the app behaves benign without revealing the malicious behavior.

**Anti De-compilation:** The transformation prevents reverse engineering of Dalvik or Java bytecode to high-level programming constructs. The obfuscator employs `goto` constructs valid with the bytecode which are not a part of Java language.

**Bytecode Encryption:** Bytecode Encryption changes the structure of data. Low et al. [Low 1998] suggest that encryption methods as an alternative to defeat decompilation. Code transformers encrypt the data with innovative methods to decrypt the encrypted content.

**Android Manifest Obfuscation:** Another technique to obfuscate data in Android application is Manifest Obfuscation. However, Android middleware verifies the manifest meta-data; some obfuscation techniques have been observed aiming at producing errors during the binary decoding [Schulz 2014]. In the process of APK file creation, the manifest is compiled into a binary XML file. DexGuard [DexGuard 2015a], the commercial extension of ProGuard [Android 2015b] can obfuscate and optimize the binary XML files to avoid detection.

**String Encryption:** String Obfuscation hides the plain text strings that reveal sensitive information. The sensitive plaintext information can be misused. The strings must be available in plaintext form at runtime. Hence, the developer prefer to encrypt the plaintext string. String Obfuscation can be employed with an invertible encryption function employing *AES*, *DES* or *XOR* encryption. Resultant output replaces the original plaintext. The process generates a byte sequence corresponding to each string as a data array stored in a private static class field. The strings are brought back to the original state at runtime. Hence, the strings are retrieved as plaintext when required. Dynamic analysis is useful as it extracts runtime information. Code listings 21 and 22 illustrates code snippet before and after string encryption. The encrypted code converts readable string information into an array of strings with ASCII characters and obscures the code readability.

```

1 //original code
2 public void onClick(DialogInterface arg1,
3 int arg2) {
4     try { Class.forName("java.lang.System")
5     .getMethod("exit", Integer.TYPE)
6     .invoke(null, Integer.valueOf(0));
7     return;
8     } catch:(Throwable throwable) {
9     throw throwable.getCause();
10    }
11 }

```

Listing 21: before encryption [Strazzare 2014]

```

1 //String encryption
2 public void onClick(DialogInterface arg1,
3 int arg2)
4 { try {
5     Class.forName(CON.   (GCON.  [0xA],
6     CON.  [0x09], GCON.  [0xB]))
7     .getMethod(CON.   (i1, i2, i2 | 6),
8     Integer.TYPE)
9     .invoke(null, Integer.valueOf(0));
10    return;
11    } catch:(Throwable throwable) {
12    throw throwable.getCause();
13    }
14 }

```

Listing 22: string encrypted [Strazzare 2014]

**Bad Code Injection:** Figure 5 illustrates recursive `goto` sequences with an indirect recursion. This transformation thwarts the existing static analysis tools (disassemblers, decompilers) by inserting bytecode statements not available with high-level language.

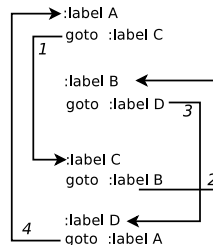


Fig. 5: Bad code injection.

Some instructions may be valid in Java. However, their corresponding Dalvik instructions may not be available. For example, Java language does not have `goto` construct. However, when a loop or switch constructs are converted to Dalvik, the `goto` statement is generated. Hence, `goto` can be injected in the Dalvik bytecode. In particular, a dummy method with recursive `goto` statements can be used.

**Reflection:** Reflection is a powerful Java programming technique to extend additional functionality such as verifying backward compatibility or dynamically load methods. It is used in debugging and testing tools [Wognsen et al. 2014]. Java Reflection application programming interface (API) allows a program to access the class information during execution to [Wognsen 2012; Wognsen et al. 2014]: (1) create new objects; (2) invoke a method; or (3) modify the code control-flow. Reflection can be alternatively employed as data obfuscation technique. Code listings 23 and 24 illustrate the importance of reflection obfuscation.

```
1 // A Standard Call in Java
2 Crypto cryptModule = new Crypto();
3 privateKey = cryptModule.getPrivateKey();
```

Listing 23: before obfuscation

```
1 // Invoke using reflection
2 Object reflectedClassInstance =
3 Class.forName (pe.mnit.secureApp.Crypto) .
4 newInstance ();
5
6 Method methodToReflect =
7 reflectedClassInstance.getClass () .
8 getMethod (getPrivateKey);
9
10 Object invokeResult = methodToReflect.invoke
11 (reflectedClassInstance);
```

Listing 24: code reflection obfuscation

Reflections is used in Android for a variety of purposes such as:

- (1) **Invoking hidden API methods:** Certain Android framework features are intentionally hidden from the developers during compilation. The hidden API may not support all Android devices, or the stable version is yet to be made public.
- (2) **Providing backward compatibility:** New Android versions incorporate additional features and get released in the incremental higher versions. A developer may use reflection to verify if a particular feature present in older version exists with the new version. If available, then only calls that feature/method.
- (3) **Interacting with JSON data:** Data from server is loaded in JavaScript Object Notation format (*JSON*) from the web. Hence, it is parsed using reflections in Android.
- (4) **Libraries:** Native libraries can be loaded in an APK using reflection API. Some applications employ custom native libraries for improved performance.

### 3.5. Repackaging Popular Apps

Repackaging Android APK is a popular practice among the malware authors. In particular, malware authors reverse engineer the popular apps. The app is reverse engineering, malware payload is inserted and released at less monitored Android third-party app markets. In [Crussell et al. 2013], authors discuss a set of methods to replace the app developer library by the plagiarist ad-libraries to divert the advertisement revenues. Thus, a developer is robbed off the advertisement revenue.

Repackaging is the one of the widely used Obfuscation technique employed by malware authors on Android platform [Gibler et al. 2013]. Zhou et

al. [Zhou and Jiang 2012; Zhou et al. 2013] reported 86% repackaged malware among the 1260 Android Malware Genome dataset. Another study reported 5-13% repackaged and malicious applications among the well-known six third-party app stores [Zhou and Jiang 2012]. The other third-party app stores do not have robust app verification and vetting. Hence, there is a higher chance of plagiarized and repackaged apps. Furthermore, authors in [Gibler et al. 2013] reported around 30% plagiarized, and cloned apps even at the Google Play. The repackaging process typically employs following steps:

- Download the popular app from the Play store.
- Disassemble the app with *apktool* [APKTool 2015].
- Develop malicious payload either in Dalvik bytecode or Java source [Android 2013].
- Add the malicious payload inside a popular app.
- Modify the `AndroidManifest.xml` and/or *resources* if required.
- Assemble modified source with *apktool*.
- Distribute repackaged app by with another certificate to the less monitored third-party markets.

Repackaging is used by malware authors as a technique to evade commercial anti-malware. Repackaged apps create an imbalance in-app distribution markets, hurt the developer reputation, and inflict monetary loss to the developers [Faruki et al. 2015; Huang et al. 2013]. Malware authors also employ repackaging to divert the advertisement revenues by replacing the original advertisements with their own. AndroRAT APK Binder [Symantec 2015] repackages and generates trojanized version of popular, legitimate app appending remote access functionality. The adversary can remotely force the infected device to send premium-rate SMS, make voice calls, access the device location, record video and audio and access the device files without the device user knowledge.

### 3.6. CUSTOM OBFUSCATION TECHNIQUES

Malware authors have been very active in developing customized obfuscation to defeat the anti-malware. In this section, we discuss following custom techniques primarily used by malware writers to protect the malicious code. Apvrille et al. [Apvrille and Nigam 2016] list some interesting techniques used by malware authors to defeat application analysis and reverse engineering:

**Using very long class names:** Decompilers tend to crash when the class names are too long or written in non-ASCII format [Schulz 2012a]. Few malicious apps have demonstrated use of very long class names to defeat reverse engineering tools `Android/Mseg.A!tr.spy` [Strazzere able] reported in the wild has successfully evaded commercial anti-malware with this technique.

**Hide Packages, JAR inside raw resources:** Malware developers hide the malicious executable package inside the resource files to avoid code inspection. For example, `Android/SmsZombie.A!tr` hides malicious package within a jpeg file `a33.jpg`, in the assets directory [Apvrille 2014]. `Android/Gamex.A!tr` conceal an encrypted malicious package within asset `logos.png`, again an image file [Apvrille 2014]. Table II enlists interesting malicious apps using the discussed techniques [Apvrille and Nigam 2016].

**NOP to modify bytecode control flow:** No Operation (NOP) is an assembly language instruction, that does nothing at all. A sequence of NOP instructions wastes the CPU cycles and adds to the code complexity. Malware authors can leverage NOP instruction to modify the bytecode flow to hide the actual control flow of the program. Inserting the NOP instruction changes the syntax structure, a common technique to evade anti-malware. This approach is easy and used by quite a few malware authors.



**Path Obfuscation:** Path obfuscation is used to achieve the cloning transformation [Frederick 2002]. The idea is to change the path such that there are different methods, but the same meaning. This technique is used within URLs to obfuscate the HTTP-based attacks [Frederick 2002].

**Hiding bytecode:** Hiding bytecode obfuscates APK with a variable length fill-array-data-payload instruction to hide the original bytecode [Schulz 2015]. This technique can be detected by looking for Dalvik bytecode employing `goto` obfuscation followed by fill-array-data opcode, illustrated in Figure 6. The bytecode is hidden in the fill-array-data which remains invisible to the disassemblers.

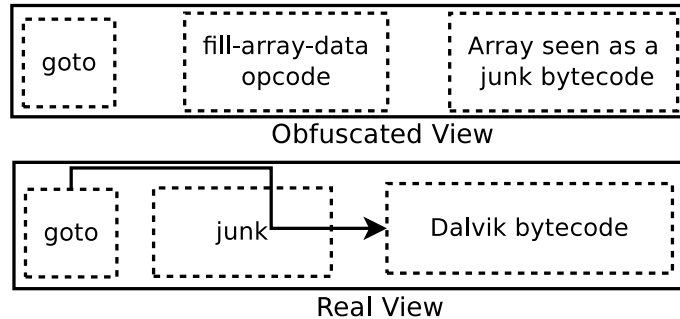


Fig. 6: Hiding bytecode in the array of fill-array-data.

Android malware name	Purpose of Obfuscation
GameX.A!tr	The asset <code>log-os.png</code> is a ZIP. However, it has the capability of being a valid ZIP file (for instance, when XOR'ed with the right key).
SmsZombie.A!tr	Hides malicious package in <code>a33.jpg</code> .
DroidCoupon.A!tr	The Rage Against the Cage (root exploit, commonly used to root Android phones) is hidden inside a png image in the resources.

Table II: hidden malware payload inside APK resource.

**String table:** A string table can be used to hide strings. In this technique, a malicious app builds a string table as an array of characters. The table hides suspicious strings. The reverse engineering tools fails to identify strings. Listing 25 illustrate use of string table as an obfuscation technique.

```

1 package Eg9Vk5Jan;
2 class x18nAzukp {
3     final private static char[][] OGqHAYqtswt8g;
4     static x18nAzukp()
5     { v0 = new char[][48];
6       v1 = new char[49];
7       v1 = {97, 0, 110, 0, 100, 0, 114, 0, 111, ...
8         v0[0] = v1;}
9     protected static String rLGAeh9gGn73A(int p2) {
10      return new String(Eg9Vk5Jan.x18nAzukp.
11        OGqHAYqtswt8g[p2]);
12    } ...
13    new StringBuilder(x18nAzukp.rLGAegGn73A(43))

```

Listing 25: String Table

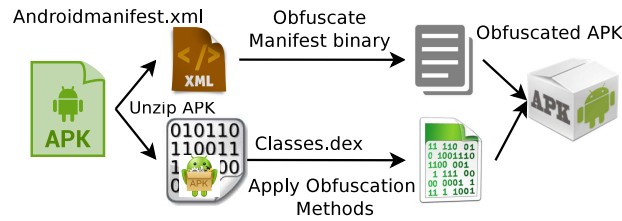


Fig. 7: APK Obfuscation and optimization methodology.

#### 4. CUSTOM CODE OBFUSCATION TOOLS

Obfuscation techniques, though not invincible, are very popular among malware writers. Figure 7 illustrates the steps employed by obfuscation methods to transform and optimize the code.

##### 4.1. Proguard<sup>1</sup>

Proguard obfuscator is a part of Android software development kit (SDK) [Android 2015b]. Proguard is a Java source code transformer. Google recommends Proguard to protect Android APK. Proguard has an in-built optimizer, shrinker and a weak obfuscator. The Obfuscator “tool removes unused or unnecessary code, merges the identical code blocks, employs peep hole optimization, removes debug information, renames objects and restructures the original code” [Strazzare 2014].

```

1 //original code listing
2 public static String exec(String cmd,
3 Boolean root) {
4     BufferedReader mybufferReader;
5     DataStream testDataOutputStream;
6     Process process;
7     String string = "sh";
8     if(root.booleanValue()) {
9         string = "su";
10    }
11    StringBuild testStringBuilder =
12    new StringBuilder();
13    try {
14        process = Runtime.getRuntime()
15        .exec(string);
16        dataOutputStream = new DataOutputStream
17        (process.getOutputStream());
18        dataOutputStream.writeBytes(cmd + "\n");
19        mybufferReader = new BufferedReader(
20        new InputStreamReader(process
21        .getInputStream()));
22    }
  
```

Listing 26: before obfuscation [Strazzare 2014]

```

1 // Proguarded output
2
3 public static String a(String arg6,
4 Boolean arg7) {
5     Process process;
6     String string = "mksh";
7     if(arg7.booleanValue()) {
8         string = "su";
9     }
10
11     testStringBuilder stringBuilder =
12     new StringBuilder();
13     try {
14
15         process = Runtime.getRuntime()
16         .exec(string);
17
18         DataOutputStream dataOutputStream =
19         new DataOutputStream(process
20         .getOutputStream());
21         dataOutputStream
22
23         .writeBytes(String.valueOf(arg6) + "\n");
24
25         BufferedReader bufferedReader =
26         new BufferedReader(
27     }
  
```

Listing 27: Proguarded code [Strazzare 2014]

<sup>1</sup><http://proguard.sourceforge.net> (accessed August, 2016.)

#### 4.2. Allatori<sup>2</sup>

Allatori [Allatori 2015] is a commercial product from Smardec. Besides identifier renaming, Allatori tool can also modify the source code. Allatori is a code optimizer, shrinker, obfuscator and a watermarking tool. The tool obscures the loops within the program such that reverse engineering tools are easily evaded. Such an approach increases the code size and makes the program logic less readable. Moreover, Allatori also encrypts the strings and decrypts them at runtime. Allatori has the following notable features: (i) reduced .dex file size; (ii) improves APK execution speed; (iii) decreases memory usage; (iv) removes debug code; and (v) employs simple obfuscation.

#### 4.3. DexGuard<sup>3</sup>

DexGuard [DexGuard 2015a] is a professional code optimizer and obfuscator developed by Eric Lafortune. It performs code optimization, code shrinking, and encryption. Dexguard converts the class and methods names into non-ASCII values and strings are encrypted with the encryption algorithms. DexGuard has following features in addition to Proguard: (i) Reflection obfuscation at runtime; (ii) Encrypt strings within an array; (iii) assets, resource and library encryption; (iv) encrypts Java class names; and (v) identifies APK tampering.

```

1 // original code
2
3 public void onClick(
4     DialogInterface arg3, int arg4)
5 {
6     System.exit(0);
7 }
8

```

Listing 28: before obfuscation

```

1 // Dexguard obfuscated code
2 public void onClick(
3     DialogInterface arg7, int arg8) {
4     try {
5
6         Class.forName
7         ("java.lang.System").getMethod("exit", Integer.
8         TYPE).invoke(null, Integer.valueOf(0));
9         return;
10    } catch (Throwable throwable) {
11        throw throwable.getCause();
12    }
13 }

```

Listing 29: Dexguarded [Strazzare 2014]

#### 4.4. dalvik-obfuscator<sup>4</sup>

dalvik-obfuscator is an open-source bytecode transformation tool [Schulz 2012b]. The analyst must provide an APK file as input to obtain the obfuscated app version. Dalvik-obfuscator employs the popular junk byte injection approach on the x86 platform. Dalvik-obfuscator is composed of a set of tools/scripts to obfuscate and manipulate .dex files. The obfuscator iterates through all the methods, insert junk bytes and unconditional branch in the code block, to ensure it is never executed.

#### 4.5. APKfuscator<sup>5</sup>

APKfuscator is a dead code injection obfuscator [Strazzere 2015]. Available as an open-source, APKfuscator employs quite a few variations of dead code injection. APKfuscator functions on bytecode level and leverages the Unix filesystem restriction that does not allow a class name to exceed 255 characters. APKfuscator employs three variations of dead code injection: (i) insert illegal opcodes; (ii) use legitimate opcodes into

<sup>2</sup><http://www.allatori.com> (accessed August, 2016.)

<sup>3</sup> <https://www.guardsquare.com/dexguard> (accessed August, 2016.)

<sup>4</sup><https://github.com/thuxnder/dalvik-obfuscator> (accessed August, 2016.)

<sup>5</sup><https://github.com/strazzere/APKfuscator> (accessed August, 2016.)

“bad” objects; and (iii) inject code inside the `.dex` header by exploiting a discrepancy between the claims of the official `.dex` documentation and DEX verifier.

## 5. CODE PACKERS AND PROTECTORS

Android code Packers insert new malicious DEX file and encrypt the `classes.dex` in the existing `.dex` file within an APK. The new `.dex` is decrypted in memory during runtime using `DexClassLoader`, a Java class loader [Google 2016; Apvrille and Nigam 2016; SecNeo 2015]. Packers were developed for Android platform to protect the legitimate app from unwanted tampering and modifications. However, malware developers use packers to obfuscate the dalvik bytecode and evade anti-malware scanners.

### 5.1. Code Packers

Packing encrypts the executable code to prevent static analysis. The unpacker routine brings the code in readable form. Malware developers employ executable code packers to evade reverse engineering of malicious DEX. The runtime unpacking routine brings the code into its original form. The code protectors can also be used in conjunction with existing obfuscation techniques to harden static analysis. Figure 8 illustrates working of code packers.

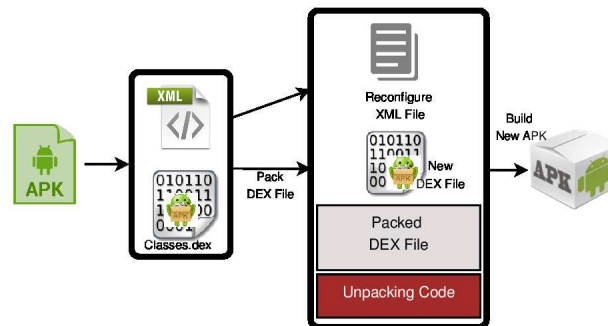


Fig. 8: Code Packing steps.

**APK Protect**<sup>6</sup>: is a professional code packing tool with anti-debug, anti-decompile and anti-disassembly support [Protect 2015]. The packer performs code obfuscation with string encryption with Base64 encoding. It employs Java reflections to load the code dynamically. APK Protect has following features: (i) debugger detection; (ii) app encryption; (iii) code reflections; (iv) anti-debugging; (v) anti-disassembly; and (vi) anti-decompilation.

**HoseDex2Jar**<sup>7</sup>: is an executable packer to encrypt `.dex`, repackage encrypted file, and store inside 112 header bytes of the target `.dex`. Figure 9 illustrate code packing procedure with HoseDex2Jar. The code packer performs: (i) `.dex` repackaging; and (ii) code encryption.

<sup>6</sup><https://sourceforge.net/projects/apkprotect/> (accessed August, 2016.)

<sup>7</sup><https://github.com/strazzere/dehoser> (accessed August, 2016.)

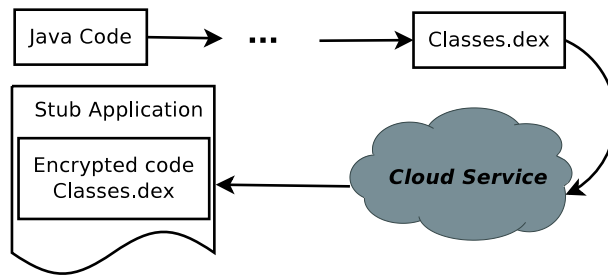


Fig. 9: HoseDex2Jar Packer.

**Bangle**<sup>8</sup> is an online APK packing tool [SecNeo 2015]. The developer must register at the Bangle and use Bangle Assistant tool to upload the package. The app must be uploaded with the Keystore to retrieve the protected APK. The packing process changes the APK name, inserts new assets, native libraries and modifies the Android manifest. Figure 10 illustrates the code packing procedure. Bangle packer provides (i) online APK wrapping; (ii) resists reverse engineering; (iii) online anti-debugging, anti-tamper and anti-decompilation service.

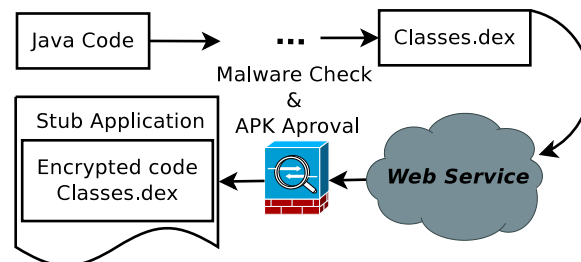


Fig. 10: Functioning of Bangle Packer.

**PANGXIE**<sup>9</sup> is a Proof-of-Concept (PoC) packer armed with anti-debugging and anti-tampering techniques [Strazzare 2014]. The packer encrypts the .dex bundled inside the assets of an APK. Though, PANGXIE evades static analysis, the obfuscator increases the APK size. Figure 11 illustrates the code unpacking procedure based on runtime execution.

<sup>8</sup><https://www.crunchbase.com/organization/bangbang-security/entity> (accessed August, 2016.):

<sup>9</sup> <http://www.packers.com/> (accessed August, 2016.)

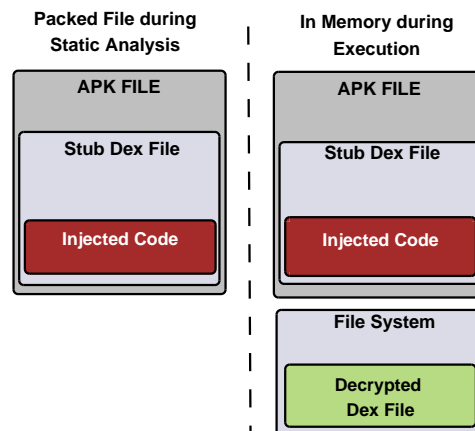


Fig. 11: Unpacking procedure during Dynamic analysis.

## 5.2. Comparison of Obfuscation and Protection Techniques

In the following, we evaluate the effectiveness of Packers based on following attributes illustrated in Table III.

**Code Obfuscation:** This technique prevents the analysis of the code either at source code or bytecode level [Collberg and Thomborson 2002]. The Android Integrated Development Environment (IDE) has Proguard, an in-built obfuscator to transform the Java class names, fields, and method names [Android 2015b]. Additionally, the persistent methods like control-flow obfuscation, reorder program flow, readable string encryption, and dynamic code loading has been employed by recent malware [Rastogi et al. 2014; Zheng et al. 2012]. Furthermore, the app developers also use Java Reflection methods and invoke the native code functionality using Java Native Interface (JNI) to hinder static analysis.

**Dynamic Code Modification:** Android user apps, developed in Java are converted to Dalvik bytecode using `Dx` tool [Google 2016; Lin 2015], part of Android SDK. Dalvik Virtual Machine (DVM) verifies the bytecode, and executes it in the VM. It is difficult for a programmer to modify bytecode from VM during runtime. Malware developers use Java Native Interface (JNI) methods to modify and load the bytecode at runtime DVM [Qian et al. 2014]. ART pre-compiles the `.dex` file as `.oat` in the ELF format. To avoid precompilation, the native code modifies the instructions of `.dex` and `.oat` data structures.

**Dynamic Code Loading:** Android permits loading of external `.jar` or a `.dex` at runtime. The executable code appears different compared to its static visuals. Malware authors leverage this facility by encrypting the malicious executable, then decrypting and loading them in the VM at runtime.

**Anti-debugging:** Android kernel has in-built GNU debugger (`gdb`) to attach process for debugging. Packers get attached to `Ptrace` [Lin 2015] tool to evade `gdb` under the assumption that only a single process can be attached to the target process for monitoring. Hence, the `gdb` cannot attach itself to the `APK`; preventing the `APK` debugging. Advanced Packers identify Java Debug Wire Protocol (JDWP) threads being attached to an `APK`. Furthermore, the Packers can identify themselves being monitored within emulated environment.

Table III illustrates a comparison of the crucial methods prevalent among the leading Packers based upon their properties. The Android Packers are a new phenomenon

and evolving quickly. We examined known malicious apps on portals and packed with stand alone Packers during October and November 2015. Table III shows that all of the Packers use one or more code obfuscation techniques and append shared library. The comparison shows that few Packers support ART. Except Bangle and Ijiami, other packers are not equipped to perform runtime modifications.

Packer	Packer Protection Techniques							
	Code Obfuscation	Dynamic Code Loading	Dynamic Code Modification	Debugger Detection	Append shared Libraries	Additional Class insertion	DVM Support	ART Support
APKProtect	✓	✓	✓	✓	✓	✓	✓	✗
Ali	✓	✓	✓	✓	✓	✓	✓	✗
Baidu	✓	✓	✓	✓	✓	✓	✓	✓
Bangle	✓	✓	✗	✓	✓	✓	✓	✓
Ijiami	✓	✓	✗	✓	✓	✓	✓	✓
HoseDex2jar	✓	✓	✗	✓	✗	✗	✓	✗
Pangxie	✓	✗	✗	✗	✗	✓	✓	✗

Table III: Comparing packer protection methods

## 6. ANDROID BYTECODE ANALYSIS

In this section, we discuss various Dalvik bytecode de-obfuscation tools and techniques. To de-obfuscate an APK, the reverse engineered bytecode must be available. Hence, we discuss the Dalvik bytecode, as it is the nearest readable intermediate code for disassembly and analysis [Faruki et al. 2014]. Figure 12 illustrates the process of bytecode extraction and analysis of a normal Android APK file. This process is followed by analysts and malware authors for their respective purpose.

### 6.1. Bytecode and De-Obfuscation Tools

In the following, we briefly discuss open-source and commercial de-obfuscation tools.

**Dexdump:** Dexdump is a part of the Android software development kit (SDK) [Android 2015a]. Dexdump is a Dalvik executable (`dex`) file dissection tool that can be used to disassemble Dalvik bytecode. Dexdump is a linear sweep disassembler that finds a valid instruction at the last byte of the instruction being analyzed. Linear sweep disassembler can be circumvented easily by inserting the junk bytes to prevent the disassembly.

**Smali:** Smali is a Dalvik bytecode assembler [smali 2015]. The package contains baksmali to disassemble the assembled code. Hence, both smali and baksmali can be used to disassemble, modify and reassemble the Android apps [DexGuard 2015b]. Baksmali performs recursive disassembly by following the address of jump towards the current instruction.

**Androguard:** Desnos proposed Androguard, an open-source static analysis tool to reverse engineer the APK files [Desnos 2015]. Androguard has a recursive disassembler and semantic analysis methods to identify similarity, dissimilarity, call graph analysis and signature of malicious apps. It provides a graphical preview of call graphs to assist the human analyst to detect cloned and repackaged APK files.

**APKInspector:** APKInspector is static, bytecode analysis tool. APKInspector leverages Ded [ded 2015], Smali/Baksmali [smali 2015], APKtool [APKTool 2015] and An-

droguard [Desnos 2015] to reverse engineer APK bytecode. APKInspector performs: (i) meta-data analysis; (ii) sensitive permission usage; (iii) generates bytecode control-flow graph; (iii) generates call-graph with call-in and call-out structures.

**dex2jar:** dex2jar is a disassembler to parse both the `dex` and `optimized dex` files, providing a lightweight API to access [Dex2Jar 2013]. dex2jar can also convert dex to a `jar` file, by re-targeting the Dalvik bytecode into Java bytecode. Moreover, it is possible to re-assemble the `jar` into a `dex` after modifications.

**Dare:** Dare project aims at re-targeting Dalvik bytecode within `classes.dex` to traditional `.class` files using strong type inference algorithm [Octeau et al. 2015]. This `.class` files can be further analyzed using a range of traditional techniques developed for Java applications, including the de-compilers. Octeau et al. [Octeau et al. 2012] demonstrated that Dare is 40% more accurate than dex2jar.

**Dedexer:** Dedexer tool [Paller 2015] disassembles the `classes.dex` into Jasmin, an intermediate code format. Furthermore, it creates a separate file for each class to maintain the package directory structure for easy readability [Wognsen 2012; Wognsen et al. 2014]. However, unlike the apktool, it cannot re-assemble the intermediate disassembled class files.

**JEB:** JEB [jeb 2013] is a leading professional Android reverse-engineering software available on Windows, Linux, and Macintosh. The GUI interactive decompiler analyzes reversed malware app content. App information such as manifest, resources, certificates, literal strings can be examined in Java source by providing an easy navigation through the cross-references. JEB converts Dalvik bytecode to Java utilizing Dalvik bytecode semantics. JEB has de-obfuscator for obfuscated bytecode [Dex2Jar 2013; APKTool 2015]. JEB supports plugins by allowing access to the decompiled Java code Abstract Syntax Tree (AST) through API. The feature is useful to perform custom analysis.

**IDA Pro:** IDA Pro [HexRays 2015] is a commercial recursive disassembler popular for `x86` platform. The IDA 6.0 onwards supports the Android Dalvik bytecode disassembly. IDA has a complete GUI with options to extend the functionality with supported API plugins to extend analysis functionality. IDA Pro has an additional capability to disassemble specific parts of the code in a file selected by the user. Dalvik bytecode can be represented as a graph making it easy to follow the control flow within a program.

**Dexter:** Dexter is a free online analysis service [Labs 2015] and static analysis tool to process an input APK file. It provides rich information about: (i) APK permission; (ii) obfuscated code and packages; and (iv) mapping between broadcast receivers and the data-store.

**Dexguard:** Dexguard is a set of scripts to perform automated strings de-obfuscation and recovery of the `dex` file [Bremer 2015]. This tool is a mix of static and dynamic analysis consisting of (i) `dex` File reader; (ii) Dalvik disassembler; (iii) Dalvik emulator; and (iv) `dex` File parser.

**Radare2:** Radare2 [QuantumG and Emmerik 2014b] is an interactive bytecode disassembly and analysis tool with precise control during reverse engineering procedure. Radare2 decompiles the code using open-source decompiler boomerang [QuantumG and Emmerik 2014a]. This tool is a recursive disassembler that allows a user to specify starting address for decompilation. The hybrid approach makes Radare2 more efficient against smart obfuscation techniques in comparison to other approaches.



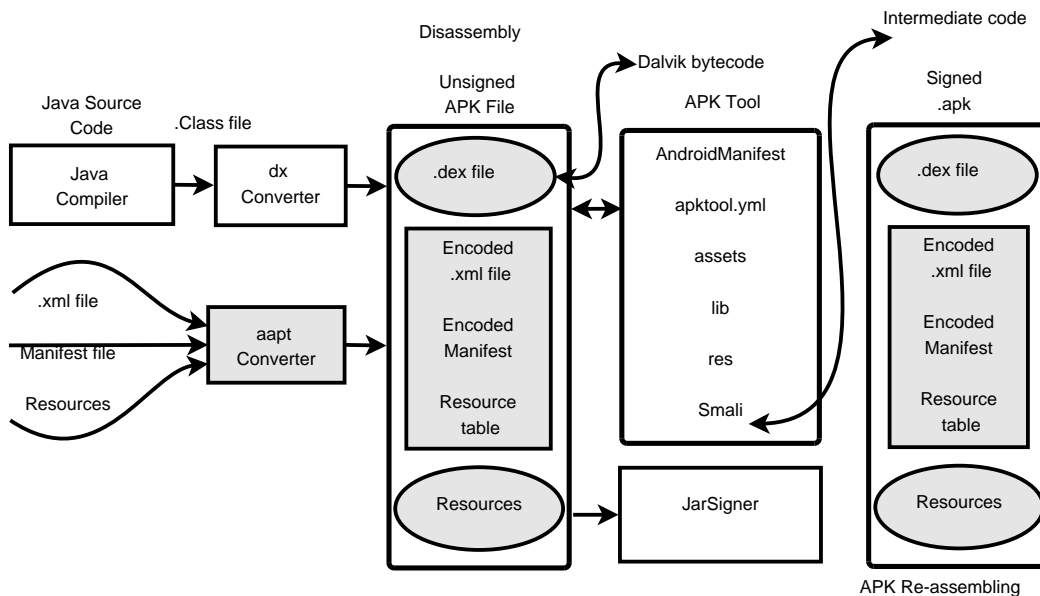


Fig. 12: Disassembly of an APK file

### 6.2. Stealth Obfuscation

Malware writers employ different code protection techniques to delay the malware being reverse engineered. Android malware is following the footsteps of Windows malware evolution with the recent addition of code packing tools. The Packers are used to generate unseen variants of known malware apps, further increasing the pressure on signature-based commercial anti-malware. In this section, we discuss the techniques that are possibly useful to hide the malicious code. Bremere et al. in [bremere 2013] demonstrated the possibility of bytecode injection inside any class having a virtual function. Such techniques can be used by attackers to serve the evil intents like:

- (1) To develop a benign app capable of bytecode interpretation and loading.
- (2) To read the bytecode from APK or a remote host.
- (3) To inject the malicious bytecode inside a benign app.

At present, this technique is limited to return integer values. However, malware authors can misuse the extended version to inject malicious bytecode at runtime. Authors in [Apvrille 2013a] demonstrated a Proof-of-Concept code to hide the Dalvik methods against the reverse engineering tools. Furthermore, they presented the methods to detect such hidden methods. Malware authors can place the malicious logic within such hidden methods and evade anti-malware. However, the authors also developed the `HideX` tool [Apvrille 2013b] to detect invisible methods.

In [Apvrille 2014], the authors developed several methods capable of manipulating the AES or DES algorithm output and represented the malware payload as custom PNG, JPG or a sound file. Furthermore, the authors demonstrated that such payloads remain undetected with the anti-malware. Malware authors may well be interested in hiding malware APK inside the assets or resource folders. Besides, malware author can develop a genuine APK including the customized JPG as its asset. The malicious app loads the asset at runtime to execute malicious behavior. Following protection, obfuscation, and optimization techniques are interesting:

- (1) Using Proguard from Android SDK to protect apps proprietary logic: Proguard performs variable renaming, leaving the class name un-obfuscated. Hence, it is easy to identify the obfuscated class as its methods are modified but the class name remains un-obfuscated.
- (2) Strings encoded with Base64: malware authors exploit various forms of string transformations such as string encryption using arrays, non-ASCII character replacement or, hides resource files inside the strings encrypted with Base64 encoding methods. Thus, the binary data can also be hidden as Base64 encoded strings.
- (3) Dynamic loading: it allows the external code to be downloaded at runtime in an APK. This technique has also been used by malware authors as discussed in Table IV. For the initial automation phase, its presence was only detected by pattern matching check of the classes for the packages.
- (4) Native Code: identifies the presence of native code by filtering the class definition table to verify the usage of application code accessing the system related information and resources or interfacing with the runtime environment.
- (5) Reflection: the classes definition table was filtered for the presence of the Java reflection packages for access to methods, fields and classes.
- (6) Header size: bytecode injection inside the `classes.dex` header can be exploited by taking advantage of discrepancy between the dalvik bytecode documentation and the file.
- (7) Encoding: it verifies the presence of mixed endianness with a flag check.
- (8) Cryptographic code: `javax.crypto` and `java.security.spec` packages provide facilities to implement encryption/decryption in classes and interface application to study misuse of cryptographic functionality.

Malware authors have misused the existing code protection and obfuscation methods to evade the commercial anti-malware. Table IV summarizes malware obfuscation chronology and illustrates the methods and tools used by to obfuscate APK files. Malware writers leveraged custom encryption, string encryption, and URL encryption. They encrypted network communications and encoded URLs. The recent malware apps exploit sophisticated techniques like steganography and code obfuscation tools to harden the malware reverse engineering.

In 2013, malware developer used Dexguard to evade the anti-malware. The malware writers pushed Javascript payloads inside the resource folder and encrypted non-Dalvik code in the obfuscated apps. Some malware samples developed in the year 2014 employed online Packing tool services apart from string encryption and obfuscation. Additionally, malware writer encrypted `data.xml` files inside APK archive to evade anti-malware and harden reverse engineering. Dendroid [Rogers 2014] is a stealth remote administration toolkit employing hidden behavior sending premium-rate SMS, voice calls, recording audio video without user consent. The Trojan evades the existing commercial anti-malware techniques. Elish et al. [Elish et al. 2015] proposed user-intention based anomaly detector to detect such stealth malicious apps.

## 7. EXISTING SURVEYS AND RELATED WORK

Shabtai et al. [Shabtai et al. 2010] proposed an Android threat taxonomy on Android platform. In [Vidas et al. 2011], the authors survey different attack vectors, and discuss the attack taxonomy on Android. In [Zhou and Jiang 2012], authors, carried out Android malware characterization of 49 Android malware families. The authors reported simple obfuscation techniques employed by malware such as Anserver, and Bgserv. Enk et al. [Enck et al. 2011] discussed the existing research, primarily targeting Android platform. The authors reviewed the Android platform security and app analysis methods. Furthermore, the authors discussed limitations of analysis techniques like rule-based detection, ex-filtration of sensitive information and inter-

Malware	Year	Obfuscation/Encryption/ Protection/Optimization Method	Tool/Technique used
SlemBunk	2015	Code Obfuscation	Class, Method and Field Obfuscation
Trojan.Dropper.RealShell	2015	Custom APK Obfuscation	Stores files in Assets Folder
Dendroid.A!tr	2014	Obfuscated with Dexguard	Dexguard Tool
SmsSend.ND	2014	Packed with APKProtect Packer	Code Packing Tool
Freejar.B	2014	Packed with Bangle Packing service	Online code packing Service
RuSMS.AO	2014	Strings obfuscated, using Adobe Airpush like name	Custom string encryption
SmsSpy.HW!tr.spy	2014	“data.xml” file is encrypted with Blowfish algorithm	Custom symmetric encryption
Agent.BH!tr.spy	2014	Sends encrypted emails using TL security	Custom encryption
Rmspy.A!tr	2013	Obfuscated with Dexguard	Dexguard obfuscator
oBad	2013	Obfuscated with Dexguard	Dexguard obfuscator
Android.Ginmaster	2013	Custom String encryption	Custom encryption
Android/GinMaster.L	2013	String obfuscation with string table in array	Custom encryption
Stels.A!tr	2013	Custom encoding URL text with Base64	Custom encoding
Pincer.A!tr.spy	2013	Caesar cipher to hide text and telephone No.	Symmetric encryption algorithm
GinMaster.B	2013	Encrypts IMEI, IMSI and strings with Triple DES	Custom symmetric encryption
FakeDefend.A!tr	2013	Encrypted fake infections with AES algorithm	Block cipher encryption
FakePlay.B!tr	2013	Non Dalvik, Javascript payload in resources	Non Dalvik code encryption
SmsSend.N	2012	Obfuscated with Proguard	Proguard obfuscator
Plankton.B!tr	2012	Obfuscated with Proguard	Proguard obfuscator
DroidKungFu.D!tr	2012	Obfuscated with Proguard	Proguard obfuscator
FakeInst.A!tr.dial	2012	PNG file stores SMS text body and phone numbers	Steganography
NotCompatible.Android!tr.bdr	2012	Encrypted C&C URL in resource folder with AES	Block Cipher encryption
DroidKungFu.G!tr	2012	ELF payload stored as “mylogo.jpg”	Non Dalvik code encryption
Pjapps.A!tr	2011	Encoded URL	URL encryption
Android/SmsSpy.HW!tr	2011	Encrypted with symmetric key Blowfish algorithm	Symmetric encryption
Android/RootSmart	2011	Symmetric key encryption DES, AES and Blowfish	Block cipher encryption
BaseBridge.A!tr	2011	String encrypted in an array	Encrypted strings
Geinimi.A!tr	2011	Encrypted network communication & obfuscated codes	custom encryption and obfuscation

Table IV: Malware Obfuscation chronology [Apvrille 2014; Apvrille and Nigam 2016; Apvrille 2013a; Zhou et al. 2012; Inc. 2013; SecNeo 2015]

application privilege escalation attacks. However, the code obfuscation and protection techniques are not covered in the proposed analysis techniques. The proposed review gives an extensive insight into the obfuscation techniques and code protection methods. Furthermore, the review compares various code obfuscation and de-obfuscation techniques employed by malware authors and anti-malware industry.

Tangil et al. [Suarez-Tangil et al. 2014] discuss the evolution of mobile malware, their infection and distribution techniques and detail them with different case studies. The authors survey the greyware and malicious app detection techniques between 2010 and 2013. Furthermore, the authors discuss various research problems, briefly discussing the impact of malware detection. In [Faruki et al. 2015], authors discuss the Android security issues, malware penetration and various defense methods for app analysis and mobile platform security. Furthermore, the authors briefly review

obfuscation techniques. However, they concentrate more on malicious repackaging, a common problem with Android apps.

In [Kovacheva 2013], authors focus on developing efficient Dalvik bytecode obfuscation techniques. They study the Google Play apps to identify the feasibility of availing the source code with reverse engineering tools. Authors propose efficient obfuscator design to defeat the existing de-obfuscation tools (i.e., smali, dexdexer, dex2jar). Schulz et al. [Schulz 2014] performed Android bytecode de-obfuscation feasibility. The authors evaluated analysis methods to automate de-obfuscation of Dexguard obfuscated code. Rastogi et al. [Rastogi et al. 2014] evaluated commercial anti-malware against trivial code obfuscation techniques. Faruki et al. [Faruki et al. 2014] compare the performance of anti-malware, and static analysis tools against popular x86 transformation attacks. Harrison et al. [Harrison 2015] investigate the effect of code obfuscation on Android. They evaluate the limitations of reverse engineering tools against app repackaging.

Schrittwieser et al. [Schrittwieser et al. 2016] evaluate smartphone code protection techniques. The authors analyze and evaluate software de-obfuscation techniques. The survey is more general targeting software protection techniques and analysis methods. However, our target is, Android specific obfuscation techniques.

The proposed review is a comprehensive discussion on source code obfuscation, code protection, Android specific obfuscation, and code protection tools. To the best of our knowledge, we are the first to investigate code protection and malware obfuscation techniques for the Android platform. We discuss Collberg taxonomy [Collberg and Thomborson 2002], and expand source code, and bytecode obfuscation taxonomy.

## 8. FUTURE RESEARCH DIRECTIONS

Malware such as `Android/DroidCoupon.A!r`, and `AndroidSmsZombie.A!tr` hide the malicious native payloads as JPG, or PNG files [Axelle Apvrille 2015], [Apvrille and Nigam 2016]. However, the assets are payloads just named as graphic files. Making fake payload with such tricks is prevalent on Android malware applications. Furthermore, authors in [Apvrille 2014] developed a Proof-of-Concept (PoC) `AngeCryption` [Apvrille 2014] to illustrate the possibility of encrypting any given input stored as an image (JPG, PNG). In particular, an attacker can develop a benign APK file to hide a malicious image inside resource or asset to evade the anti-malware.

The unsuspected image containing malicious payload can be used to execute the malicious code. Such an attack may not be noticed at all, as the APK does not contain obfuscated, protected or wrapped content.

`AngeCryption` has demonstrated a PoC on the latest Android OS version. Thus, a malicious dex file can be embedded inside an image. Furthermore, it can be obfuscated with obfuscation tool. The dynamic code loading techniques can be used to execute the malicious payload. At present, methods to detect such attacks are not available. The functioning of such payloads cannot be determined before runtime image decryption. The suggested remedy that we aim to investigate in the future are: (i) keep tab on an APK that decrypts its resource or assets (such apps can be analyzed dynamically to identify suspicious behavior); (ii) analyze image decryption to an APK as malicious.

The Android devices have constrained processing and limited storage. Obfuscation techniques does have an adverse impact on battery consumption. The power management is an important issue to identify impact of code level modifications. The Android Obfuscation has a APK statistical significance [Sahin et al. 2016]. An important future work is to consider a large set of obfuscated APK empirical evaluation. The same can be extended to different mobile OS and devices. Since the developers do not have access

to tools like CARAT [Peltonen et al. 2016], they cannot identify the impact on energy consumption. The ability to identify the impact is important for resource constrained Android devices.

The Android apps have a lot of user interaction and string usage. The malware authors use string encryption and obfuscation techniques to hide the plaintext strings. In this paper, we have discussed notable malicious apps using such encryption techniques. The authors can implement inter-component communication based inter-procedural static analysis to reconstruct the encrypted strings to obtain insight into the string information. Furthermore, authors in [Vsquez et al. 2014] empirically evaluated third-party library and obfuscated code usage. To monitor the apps, we propose to identify the third-party libraries to identify APK cloning. The common use of Google advertisement network, Facebook ad libraries impacts the categorization. As a part of future work, we plan to delink the library code from APK files and evaluate obfuscated code.

The existing academic code obfuscation research is heavily concentrated more towards analysis of obfuscated malicious applications [Zeng et al. 2013] [Armknecht et al. 2013] [Xing et al. 2014] [Brumley et al. 2013]. The relevant literature evaluates obfuscation techniques prominently among malicious applications. The real identification of obfuscated code among the normal programs which is important for software protection, is ignored. The non-malicious code reverse engineering is largely unexplored. Targeting program obfuscation and related techniques for protecting the digital rights is an interesting future direction. In spite of the existing research on obfuscation, evaluation matrices to verify the existing obfuscation technique resilience are not available. Formal analysis techniques to evaluate obfuscation and de-obfuscation techniques is still not available. Hence, we summarize code obfuscation, de-obfuscation tools and techniques to understand the effect in isolation. It would be interesting to combine different class of obfuscation techniques, and evaluate existing de-obfuscation tools.

## 9. CONCLUSION

Android, currently the most popular mobile OS platform is eight-year-old. The growth and commercial value has attracted the research community and malware authors alike. Since the mobile OS is fast evolving, code protection techniques are implemented by the app developers to harden the reverse engineering of the code propriety. On the other hand, malware authors are using the protection techniques to delay the code reverse engineering.

In this survey, we address important and specific questions about obfuscation and code protection techniques on mobile platform. In the existing obfuscation research, evaluation techniques to assess resilience of obfuscation are still not available. Code analysis and de-obfuscation techniques have similar limitations. We performed review of the existing code obfuscation and analysis techniques isolated from one another. We discuss the details of code protection, optimization and obfuscation technique. Furthermore, we explore custom code protection techniques employed by malware authors to hide malicious payloads. Obfuscation tools and techniques also depends on availability of resources for reverse engineering. Existing tools (e.g., Androguard, JEB, dex2jar) de-obfuscate custom code examples; however, they fail to decode real-world programs. The complexity of a problem may outdo the existing resources. Hence, simple obfuscation techniques can be effective on resource constrained devices. This is one of the reason of its popularity among malware authors. The ongoing challenge between code protection and analysis techniques is growing. Specific obfuscation methods are effec-

tive in certain situations. Given time and effort, existing obfuscation techniques can be decoded by human analyst.

## A. OBFUSCATION CODE EXAMPLES

In the following, we discuss FakeInstaller, stealth Android malware employing different class of obfuscation to evade anti-malware. Listing 30 reverse engineered code of FakeInstaller [fak 2012; Rasthofer et al. 2015b; jeb 2013] at line number 1 checks for the presence of emulator, an alibi for development environment, or automated analysis system. In line number 9, class and method names are obfuscated to erase the program semantics. For example, a random string value “VQIf3AI nVTtnSaQI+R]KR9aR9”, is decrypted to Android android.telephony.SmsManager class. This class is loaded using reflection API at runtime to evade static analysis. The class sends premium-rate SMS without explicit user consent. The string “BaRIta\*9caBBV]a” is decrypted to SendMessage method. Furthermore, in line number 21 getMethod sends the SMS using the text from the parameters p1 and p2, declared in line number 1. Here, the use of multiple obfuscation, evasion and code protection techniques successfully evades the static analysis.

```

1 // Fakeinstall obfuscated code
2 public static boolean gdadfjrj(String p1,String p2){ [...]
3
4 // Anti analysis check to evade emulator
5
6 if (zhfdghfdgd()) return;
7
8 // Get class instance
9 Class clz = Class.
10
11 forName(gdadjfjrj.gdafbj("VQIf3AI nVTtnSaQI+R]KR9aR9"));
12 Object localObject = clz.getMethod(gdadjfjrj.gdadjfjrj("]a9maFVM.9"), new Class[0])
13 .invoke(null, new Object[0]);
14
15 // Get the method name
16 String s = gdadjfjrj.gdadjfjrj("BaRIta*9caBBV]a");
17
18 // Build parameter list
19 Class c = Class.forName(gdadjfjrj.gdadjfjrj("VQIf3AI nVTtnSaQI+R]KR9aR9"));
20 Class[] arr = new Class[]
21 {nglpsq.cbhgc, nglpsq.cbhgc, c, c };
22
23 // Reflection for invoking the method to send SMS
24 clz.getMethod(s, arr).invoke(localObject, new Object[] { p1, null, p2, null,null });

```

Listing 30: Fakeinstall Obfuscation [fak 2012; Rasthofer et al. 2015b]

The partial code snippet in Listing 31 is a variant of zitmo [Li et al. 2015]. As illustrated, when the SMS is received, framework callback onReceive () is invoked to stop the broadcast to default SMS app. The abortBroadcast () method aborts the current broadcast. Then, an intent that carries the SMS is launched inside the MainService, a background service task. Further, the stored SMS from the intent is accumulated in the array called “pdus”. The sender identification and message parts are extracted by getOriginatingAddress () and getMessageBody () methods. Furthermore, the available values of the “pdus” object are stored inside variables s1, s2 along with the device Id using method getDeviceId (). The information is encoded inside the UrlEncodedFormEntity object. Further, the constant URL string is then encoded with setEntity () to post the data using execute () method.

```

1 public class mysmsReceiver extends BroadcastReceiver
2 {
3     public void onReceive (context pcontext, intent pintent)
4     {
5         bundle localBundle=pintent.getExtras ();
6         if ((localBundle != null) && (localBundle.containsKey ("pdus")))
7         {
8             abortBroadcast ();
9             Intent .targetService=newIntent (pcontex, MainService .class);
10            targetService .putExtra ("pdus", localBundle);
11            pcontext.startService (ts);
12        }
13    }
14 }
15
16 public class MainService extends Service
17 {
18     public int onStartCommand (Intent pintent, int pintent1, int pintent2) {
19         Bundle localBundle=pintent.getBundle ("pdus");
20
21         SmsMessage localSMS=SmsMessage.createFromPdu ("pdus");
22         String S1 = localSMS.getOriginatingAddress ();
23         String S2 = localSMS.getMessageBody ();
24         String S3 = localTM.getDeviceId ();}
25
26     public void postRequest (urlEncodedFormEntity UEFE)
27     {
28         String address="http://stringthrift.com/security.jsp";
29         ...
30         DefaultHttpClient ().execute (localHP, BRH);
31     }
32 }

```

Listing 31: SMS Obfuscation &amp; IMEI exfiltration [Li et al. 2015]

## ACKNOWLEDGMENTS

The work of Parvez Faruki, Manoj Singh Gaur and Vijay Laxmi is supported by department of Information Technology, Government of India project grant “SAFAL-Security Analysis Framework for Android pLatform”. Hossein Fereidooni is supported by Deutsche Akademische Austauschdienst (DAAD fellowship). Mauro Conti is supported by Marie Curie fellowship funded by the European Commission under the agreement No. PCIG-GA-2012-321980. This work is partially supported by the TENACE PRIN Project 20123P34XC funded by Italian MIUR, and “Tackling Mobile Malware with Innovative Machine Learning Techniques” funded by University of Padua.

## REFERENCES

2012. FakeInstaller Leads the Attack on android Phones. <https://blogs.mcafee.com/mcafee-labs/fakeinstaller-leads-the-attack-on-android-> (Online; 2012).
2013. JEB Decompiler. <http://www.android-decompiler.com/>. (Online; Last Accessed 11th February, 2016 2013).
- Accessed September, 2015. Android tools: ADB, dx, aapt, Emulator, dumpstate, monkey, logcat, sqlite3, Ptrace. [http://elinux.org/Android\\_Tools](http://elinux.org/Android_Tools). ([Online]; Accessed September, 2015).
- Accessed September, 2015. ded: Decompiling Android Applications. <http://siis.cse.psu.edu/ded/>. ([Online]; Accessed September, 2015).
- Allatori. Accessed November, 2015. Allatori Obfuscator. <http://www.allatori.com/doc.html>. ([Online]; Accessed November, 2015).
- Android. 2013. Class to Dex Conversion with Dx. <http://developer.android.com/tools/help/index.html>. (Online; Last Accessed March 5 2013).
- Android. Accessed November, 2015a. Android Open Source Project. Android sdk. <http://developer.android.com/sdk/index.html>. ([Online]; Accessed November, 2015).
- Google Android. accessed September, 2015b. Proguard — Android Developers. <http://developer.android.com/tools/help/proguard.html>. ([Online]; accessed September, 2015).



- APKTool. Accessed March 20, 2015. Reverse Engineering with ApkTool. <https://code.google.com/android/apk-tool/>. ([Online]; Accessed March 20, 2015).
- Appbrains. Accessed January, 2015. Number of Available Android Apps. <http://www.appbrain.com/stats/number-of-android-apps/>. ([Online]; Accessed January, 2015).
- Axelle Apvrille. 2013a. Playing Hide and Seek with Dalvik Executables. [http://www.fortiguard.com/uploads/general/hidex\\_insomni.pdf](http://www.fortiguard.com/uploads/general/hidex_insomni.pdf). (In Hack.Lu, 2013).
- Axelle Apvrille. 2013b. Playing Hide and Seek with Dalvik Executables. Hidex. <https://github.com/cryptax/dextools/tree/master/hidex>. (In Hack.Lu, 2013).
- Axelle Apvrille. 2014. AngeCrypton: Hide Android Applications in Images. <https://www.blackhat.com/docs/eu-14/materials/eu-14-Apvrille-Hide-Android-Applications-In-Images-wp.pdf>. ([Online]; 2014).
- Axelle Apvrille and Ruchna Nigam. Accessed January, 2016. OBFUSCATION IN ANDROID MALWARE, AND HOW TO FIGHT BACK. <https://www.virusbtn.com/pdf/magazine/2014/vb201407-Android-obfuscation.pdf>. ([Online]; Accessed January, 2016).
- Frederik Armknecht, Ahmad-Reza Sadeghi, Steffen Schulz, and Christian Wachsmann. 2013. A Security Framework for the Analysis and Design of Software Attestation. In *Proceedings of the 2013 ACM SIGSAC Conference on Computer 38; Communications Security (CCS '13)*. ACM, New York, NY, USA, 1–12.
- Ruchna Nigam Axelle Apvrille. Accessed September, 2015. Obfuscation in Android malware, and how to fight back. <http://www.strazzere.com/papers/DexEducation-PracticingSafeDex.pdf>. ([Online]; Accessed September, 2015).
- Michael Batchelder and Laurie J. Hendren. 2007. Obfuscating Java: The Most Pain for the Least Gain. In *CC (Lecture Notes in Computer Science)*, Shriram Krishnamurthi and Martin Odersky (Eds.), Vol. 4420. Springer, 96–110.
- Jurrian bremer. 2013. Abusing Dalvik beyond recognition. <http://jbremer.org/wp-posts/AbusingDalvikBeyondRecognition.pdf>. (In Hack.Lu, 2013).
- Jurrian Bremer. Accessed October, 2015. Automated Deobfuscation of Android Applications. <http://jbremer.org/automated-deobfuscation-of-android-applications/>. ([Online]; Accessed October, 2015).
- David Brumley, JongHyup Lee, Edward J. Schwartz, and Maverick Woo. 2013. Native x86 Decompilation Using Semantics-Preserving Structural Analysis and Iterative Control-Flow Structuring. In *Presented as part of the 22nd USENIX Security Symposium (USENIX Security 13)*. USENIX, Washington, D.C., 353–368.
- Carlos A. Castillo. 2012. *Android Malware Past, Present, and Future*. Technical Report. Mobile Working Security Group McAfee.
- Collberg. Accessed June 24., 2015. Obfuscation Techniques for enhancing software security. [www.patents.com/us-6668325.html](http://www.patents.com/us-6668325.html). ([Online]; Accessed June 24., 2015).
- Christian Collberg, Clark Thomborson, and Douglas Low. 2002. A Taxonomy of Obfuscating Transformations. <https://researchspace.auckland.ac.nz/bitstream/handle/2292/3491/TR148.pdf>. ([Online]; 2002).
- Christian S. Collberg and Clark Thomborson. 2002. Watermarking, Tamper-Proofing, and Obfuscation - Tools for Software Protection. *SOFTWARE ENGINEERING, IEEE TRANSACTIONS ON* 28, 8 (2002), 735–746.
- Jonathan Crussell, Clint Gibler, and Hao Chen. 2013. AnDarwin: Scalable Detection of Semantically Similar Android Applications. In *Computer Security ESORICS 2013*, Jason Crampton, Sushil Jajodia, and Keith Mayes (Eds.). Lecture Notes in Computer Science, Vol. 8134. Springer Berlin Heidelberg, 182–199.
- Lucas Davi, Alexandra Dmitrienko, Stefan Nürnberger, and Ahmad-Reza Sadeghi. 2012. XIFER: A Software Diversity Tool Against Code-Reuse Attacks. In *ACM International Workshop on Wireless of the Students, by the Students, for the Students*.
- Desnos. Accessed May, 2015. Androguard, Android Static analysis Tool. <http://code.google.com/p/androguard/>. ([Online]; Accessed May, 2015).
- Dex2Jar. 2013. Android Decompiling with Dex2jar. <http://code.google.com/p/dex2jar/>. ([Online]; Last Accessed May 15 2013).
- DexGuard. Accessed November, 2015b. How does DalvikVM handle switch and try smali code. <http://stackoverflow.com/questions/14100992/how-does-dalvikvm-handle-switch-and-try-smali-code>. ([Online]; Accessed November, 2015).

- DexGuard. Accessed September, 2015a. DexGuard, Android Dalvik Executable Protector. <https://www.saikoa.com/dexguard>. ([Online]; Accessed September, 2015).
- Karim O. Elish, Xiaokui Shu, Danfeng (Daphne) Yao, Barbara G. Ryder, and Xuxian Jiang. 2015. Profiling User-trigger Dependence for Android Malware Detection. *Comput. Secur.* 49, C (March 2015), 255–273.
- William Enck, Damien Ocate, Patrick McDaniel, and Swarat Chaudhuri. 2011. A Study of Android Application Security. In *Proceedings of the 20th USENIX Conference on Security (SEC'11)*. USENIX Association, Berkeley, CA, USA, 21–21.
- P. Faruki, A. Bharmal, V. Laxmi, V. Ganmoor, M.S. Gaur, M. Conti, and M. Rajarajan. 2015. Android Security: A Survey of Issues, Malware Penetration, and Defenses. *Communications Surveys Tutorials, IEEE* 17, 2 (Secondquarter 2015), 998–1022.
- Parvez Faruki, Ammar Bharmal, Vijay Laxmi, Manoj Singh Gaur, Mauro Conti, and Muttukrishnan Rajarajan. 2014. Evaluation of Android Anti-malware Techniques against Dalvik Bytecode Obfuscation. In *13th IEEE International Conference on Trust, Security and Privacy in Computing and Communications, TrustCom 2014, Beijing, China, September 24-26, 2014*. 414–421.
- Parvez Faruki, Vijay Ganmoor, Vijay Laxmi, M. S. Gaur, and Ammar Bharmal. 2013. AndroSimilar: Robust Statistical Feature Signature for Android Malware Detection. In *Proceedings of the 6th International Conference on Security of Information and Networks (SIN'13)*. ACM, New York, NY, USA, 152–159.
- Michael Franz. 2010. E Unibus Pluram: Massive-scale Software Diversity As a Defense Mechanism. In *Proceedings of the 2010 Workshop on New Security Paradigms (NSPW '10)*. ACM, New York, NY, USA, 7–16.
- Karen Kent Frederick. 2002. Network Intrusion Detection Signature. <http://securityfocus.org/infocus/1553>. ([Online]; 2002).
- freepatents. 2015. FPO IP Research and Communities. <http://www.freepatentsonline.com/>. ([Online]; 2015).
- Technology Research Gartner. Accessed 17 Sept., 2014. Worldwide Traditional PC, Tablet, Ultramobile and Mobile Phone Shipments Are On Pace to Grow 6.9 Percent in 2014. <http://www.gartner.com/newsroom/id/2692318>. ([Online]; Accessed 17 Sept., 2014).
- Clint Gibler, Ryan Stevens, Jonathan Crussell, Hao Chen, Hui Zang, and Heesook Choi. 2013. AdRob: examining the landscape and impact of android application plagiarism.. In *MobiSys, Hao-Hua Chu, Polly Huang, Romit Roy Choudhury, and Feng Zhao (Eds.)*. ACM, 431–444.
- Google. accessed June 2016. ART and Dalvik — Android Open Source Project. <https://source.android.com/devices/tech/dalvik/>. ([Online]; accessed June 2016).
- The Guardian. Accessed 17 Sept., 2014. Three graphs to stop smartphone fans fretting about “market share.”. <http://www.theguardian.com/technology/2014/jan/09/market-sharesmartphones-iphone-android-windows>. ([Online]; Accessed 17 Sept., 2014).
- Sonali Gupta. September 2005. Obfuscating Data Structures. <http://palisade.plynt.com/issues/2005Sep/code-obfuscation-continued>. ([Online]; September 2005).
- Rowena Harrison. 2015. *Investigating the Effectiveness of Obfuscation Against Android Application Reverse Engineering*. Technical Report. Information Security Group, Royal Holloway University of London.
- HexRays. Accessed March, 2015. IDA Pro, Disassembler. <http://www.hex-rays.com/products/ida/index.shtml>. ([Online]; Accessed March, 2015).
- Heqing Huang, Sencun Zhu, Peng Liu, and Dinghao Wu. 2013. A Framework for Evaluating Mobile App Repackaging Detection Algorithms. In *Trust and Trustworthy Computing - 6th International Conference, TRUST 2013, London, UK, June 17-19, 2013. Proceedings*. 169–186.
- Lookout Inc. 2013. *Current World of Mobile Threats*. Technical Report. Lookout Mobile Security.
- Aleksandrina Kovacheva. 2013. Efficient Code Obfuscation for Android.. In *IAIT (Communications in Computer and Information Science)*, Borworn Papasratorn, Nipon Charoenkitkarn, Vajirasak Vanijja, and Vithida Chongsuphajaisiddhi (Eds.), Vol. 409. Springer, 104–119.
- Dexter Labs. Accessed November, 2015. Dexter, Android Static Analysis Tool. <http://dexter.dexlabs.org/>. ([Online]; Accessed November, 2015).
- Yongfeng Li, Tong Shen, Xin Sun, Xuerui Pan, and Bing Mao. 2015. *Security and Privacy in Communication Networks: 11th International Conference, SecureComm 2015, Dallas, TX, USA, October 26-29, 2015*. Springer International Publishing, Cham, Chapter Detection, Classification and Characterization of Android Malware Using API Data Dependency, 23–40.
- Douglas Low. 1998. *Java Control Flow Obfuscation*. Technical Report.
- Egil Aspevik Martinsen. 2008. *Detection of Junk Instructions in Computer Viruses*. Master’s thesis. Technische Universität München. <https://www.duo.uio.no/bitstream/handle/10852/9943/Martinsen.pdf>
- Sable McGill. Accessed June 24., 2015. Java Obfuscation Techniques. [www.sable.mcgill.ca/JBCO/examples.html](http://www.sable.mcgill.ca/JBCO/examples.html). ([Online]; Accessed June 24., 2015).

- Contagio Minidump. Accessed December, 2014. Backdoor.AndroidOS.Obad.a. <http://contagiominidump.blogspot.in/2013/06/backdoorandroidosobada.html>. ([Online]; Accessed December, 2014).
- Damien Octeau, Patrick McDaniel, and Somesh Jha. Accessed September, 2015. DARE: Dalvik Retargeting. <http://siis.cse.psu.edu/dare/>. ([Online]; Accessed September, 2015).
- Damien Octeau, Somesh Jha, and Patrick McDaniel. 2012. Retargeting Android applications to Java bytecode. In *Proceedings of the ACM SIGSOFT 20th International Symposium on the Foundations of Software Engineering*. ACM, 6.
- Gabor Paller. accessed September, 2015. Dedexer. <http://dedexer.sourceforge.net/>. ([Online]; accessed September, 2015).
- Ella Peltonen, Eemil Lagerspetz, Petteri Nurmi, and Sasu Tarkoma. 2016. Constella: Crowdsourced system setting recommendations for mobile devices. *Pervasive and Mobile Computing* 26 (2016), 71 – 90. Thirteenth International Conference on Pervasive Computing and Communications (PerCom 2015).
- Marjanne Plasmans. 2005. *White-Box Cryptography for Digital Content Protection*. Master's thesis. TECHNISCHE UNIVERSITEIT EINDHOVEN.
- Google Play. Accessed January, 2015. All your entertainment, anywhere you go. <http://googleblog.blogspot.co.uk/2012/03/introducing-google-play-all-your.html>. ([Online]; Accessed January, 2015).
- Mila Dalla Preda. 2007. *Code Obfuscation and Malware Detection by Abstract Interpretation*. PhD thesis. Universit'a degli Studi di Verona, Dipartimento di Informatica. <https://www.sec.in.tum.de/assets/Uploads/MAHannesSchulz.pdf>
- APK Protect. accessed September, 2015. APK Protect: Android APK Security Protection. <http://www.apkprotect.com/>. ([Online]; accessed September, 2015).
- Chenxiang Qian, Xiapu Luo, Yuru Shao, and Alvin T. S. Chan. 2014. On Tracking Information Flows through JNI in Android Applications. In *44th Annual IEEE/IFIP International Conference on Dependable Systems and Networks, DSN 2014, Atlanta, GA, USA, June 23-26, 2014*. 180–191.
- QuantumG and Mike Van Emmerik. Accessed 17 Sept., 2014a. A general, open source, retargetable decompiler of machine code programs. <http://boomerang.sourceforge.net/index.php>. ([Online]; Accessed 17 Sept., 2014).
- QuantumG and Mike Van Emmerik. Accessed September, 2014b. Unix-like reverse engineering framework and commandline tool. <https://github.com/radare/radare2>. ([Online]; Accessed September, 2014).
- Siegfried Rasthofer, Steven Arzt, Marc Miltenberger, and Eric Bodden. 2015a. *Harvesting Runtime Data in Android Applications for Identifying Malware and Enhancing Code Analysis*. Technical Report. EC SPRIDE.
- Siegfried Rasthofer, Steven Arzt, Marc Miltenberger, and Eric Bodden. 2015b. *Harvesting Runtime Data in Android Applications for Identifying Malware and Enhancing Code Analysis*. Technical Report TUD-CS-2015-0031. EC SPRIDE.
- Vaibhav Rastogi, Yan Chen, and Xuxian Jiang. 2014. Catch Me If You Can: Evaluating Android Anti-Malware Against Transformation Attacks. *IEEE Transactions on Information Forensics and Security* 9, 1 (2014), 99–108. DOI : <http://dx.doi.org/10.1109/TIFS.2013.2290431>
- Mark Rogers. Accessed October, 2014. Dendroid malware can take over your camera, record audio, and sneak into Google Play. <https://blog.lookout.com/blog/2014/03/06/dendroid/>. ([Online]; Accessed October, 2014).
- Giovanni Russello, Arturo Blas Jimenez, Habib Naderi, and Wannes van der Mark. 2013. FireDroid: Hardening Security in Almost-stock Android. In *Proceedings of the 29th Annual Computer Security Applications Conference (ACSAC '13)*. ACM, New York, NY, USA, 319–328.
- Cagri Sahin, Mian Wan, Philip Tornquist, Ryan McKenna, Zachary Pearson, William G.J. Halfond, and James Clause. 2016. How Does Code Obfuscation Impact Energy Usage? *Journal of Software: Evolution and Process* (2016). To Appear.
- Sebastian Schrittwieser, Stefan Katzenbeisser, Johannes Kinder, Georg Merzdovnik, and Edgar Weippl. 2016. Protecting Software Through Obfuscation: Can It Keep Pace with Progress in Code Analysis? *ACM Comput. Surv.* 49, 1 (April 2016), 4:1–4:37.
- Hannes Schulz. 2014. *Automated De-Obfuscation of Android Bytecode*. Master's thesis. Technische Universität München. <https://www.sec.in.tum.de/assets/Uploads/MAHannesSchulz.pdf>
- Patrick Schulz. 2012a. Code Protection in Android. [https://net.cs.uni-bonn.de/fileadmin/user\\_upload/plohmann/2012-Schulz-Code.Protection](https://net.cs.uni-bonn.de/fileadmin/user_upload/plohmann/2012-Schulz-Code.Protection). ([Online], Available 2012).
- Patrick Schulz. 2012b. Dalvik-obfuscator Project github page. <https://github.com/thuxnder/dalvik-obfuscator>. (Available Online 2012).

- Patrick Schulz. Accessed November, 2015. Android Bytecode Obfuscation. <http://dexlabs.org/blog/bytecode-obfuscation>. ([Online]; Accessed November, 2015).
- SecNeo. accessed September, 2015. The Professional service provider for the mobile application security. <http://www.bangcle.com/>. ([Online]; accessed September, 2015).
- Asaf Shabtai, Yuval Fledel, Uri Kanonov, Yuval Elovici, Shlomi Dolev, and Chanan Glezer. 2010. Google Android: A Comprehensive Security Assessment. *IEEE Security and Privacy* 8, 2 (2010), 35–44.
- Yunhe Shi, Kevin Casey, M. Anton Ertl, and David Gregg. 2008. Virtual Machine Showdown: Stack Versus Registers. *ACM Trans. Archit. Code Optim.* 4, 4 (Jan. 2008), 2:1–2:36.
- SlideME. Accessed, Nov. 2014. All your entertainment, anywhere you go. <http://slideme.org/>. ([Online]; Accessed, Nov. 2014).
- smali. Accessed October, 2015. Smali Dalvik bytecode assembler. <http://code.google.com/p/smali/>. ([Online]; Accessed October, 2015).
- Mark Stamp and Wing Wong. 2006. Hunting for metamorphic engines. *Journal in Computer Virology* 2, 3 (December 2006), 211–229.
- Strazzere. 2014. ANDROID HACKER PROTECTION LEVEL. <https://www.defcon.org/images/defcon-22/dc-22-presentations/Strazzere-S> (2014).
- Strazzere. Available. Dex Education: Practicing Safe Dex. <http://www.strazzere.com/papers/DexEducation-PracticingSafeDex.pdf>. ([Online]; Available).
- Tim Strazzere. Accessed September, 2015. Apkfuscator Project github page. <https://github.com/strazzere/APKfuscator>. ([Online]; Accessed September, 2015).
- G. Suarez-Tangil, J.E. Tapiador, P. Peris-Lopez, and A. Ribagorda. 2014. Evolution, Detection and Analysis of Malware for Smart Devices. *Communications Surveys Tutorials, IEEE* 16, 2 (Second 2014), 961–987.
- Symantec. Accessed September, 2015. Remote Access Tool Takes Aim with Android APK Binder. <http://www.symantec.com/connect/blogs/remote-access-tool-takes-aim-android-apk-binder>. ([Online]; Accessed September, 2015).
- Sharath K. Udupa, Saumya K. Debray, and Matias Madou. 2005. Deobfuscation: Reverse engineering obfuscated code. In *In Proceedings of the 12th Working Conference on Reverse Engineering*. IEEE Computer Society, 45–54.
- Paul C. van Oorschot. 2003. Revisiting Software Protection.. In *ISC (Lecture Notes in Computer Science)*, Colin Boyd and Wenbo Mao (Eds.), Vol. 2851. Springer, 1–13.
- Timothy Vidas, Daniel Votipka, and Nicolas Christin. 2011. All Your Droid Are Belong to Us: A Survey of Current Android Attacks. In *Proceedings of the 5th USENIX Conference on Offensive Technologies (WOOT'11)*. USENIX Association, Berkeley, CA, USA, 10–10.
- Mario Linares Vsquez, Andrew Holtzhauer, Carlos Bernal-Crdenas, and Denys Poshyvanyk. 2014. Revisiting Android reuse studies in the context of code obfuscation and library usages. In *Proceedings of the 11th Working Conference on Mining Software Repositories*. ACM, 242–251. DOI : <http://dx.doi.org/10.1145/2597073.2597109>
- Erik Ramsgaard Wognsen. 2012. *Static Analysis of Dalvik Bytecode and Reflection in Android*. Master's thesis. Software Engineering, Aalborg University. <http://projekter.aau.dk/projekter/files/63640573/rapport.pdf>
- Erik Ramsgaard Wognsen, Henrik Sndberg Karlsen, Mads Chr. Olesen, and Ren Rydhof Hansen. 2014. Formalisation and analysis of Dalvik bytecode. *Science of Computer Programming* 92, Part A, 0 (2014), 25 – 55. Special issue on Bytecode 2012.
- Gregory Wroblewski. 2002. General Method of Program Code Obfuscation. <http://citeseerx.ist.psu.edu/viewdoc/download?doi=10.1.1.19.9052>. ([Online]; 2002).
- Luyi Xing, Xiaorui Pan, Rui Wang, Kan Yuan, and XiaoFeng Wang. 2014. Upgrading Your Android, Elevating My Malware: Privilege Escalation Through Mobile OS Updating. In *Proceedings of the 2014 IEEE Symposium on Security and Privacy (SP '14)*. IEEE Computer Society, Washington, DC, USA, 393–408.
- Junyuan Zeng, Yangchun Fu, Kenneth A. Miller, Zhiqiang Lin, Xiangyu Zhang, and Dongyan Xu. 2013. Obfuscation Resilient Binary Code Reuse Through Trace-oriented Programming. In *Proceedings of the 2013 ACM SIGSAC Conference on Computer &#38; Communications Security (CCS '13)*. ACM, New York, NY, USA, 487–498.
- Min Zheng, Patrick P. C. Lee, and John C. S. Lui. 2012. ADAM: An Automatic and Extensible Platform to Stress Test Android Anti-virus Systems. In *DIMVA*. 82–101.
- Wu Zhou, Xinwen Zhang, and Xuxian Jiang. 2013. AppInk: Watermarking Android Apps for Repackaging Deterrence. In *Proceedings of the 8th ACM SIGSAC Symposium on Information, Computer and Communications Security (ASIACCS '13)*. ACM, New York, NY, USA, 1–12.

Wu Zhou, Yajin Zhou, Xuxian Jiang, and Peng Ning. 2012. Detecting Repackaged Smartphone Applications in Third-party Android Marketplaces. In *Proceedings of the second ACM conference on Data and Application Security and Privacy (CODASPY '12)*. ACM, New York, NY, USA, 317–326.

Yajin Zhou and Xuxian Jiang. 2012. Dissecting Android Malware: Characterization and Evolution. In *IEEE Symposium on Security and Privacy'12*. 95–109.