

November 4, 2021

Measurement of the t -channel single-top quark production cross section at 13 TeV with the CMS detector

NILS FALTERMANN

ON BEHALF OF THE CMS COLLABORATION

Institut für Experimentelle Kernphysik

Karlsruher Institut für Technologie, 76131 Karlsruhe, GERMANY

The electroweak production of single-top quarks in the t channel can be changed by any deviation from the standard model, it is therefore an excellent opportunity to search for new physics. In this poster the recent cross-section measurement performed by the CMS collaboration is presented with the full 2015 dataset of the LHC Run II at a center-of-mass energy of 13 TeV. The cross section and the top/antitop ratio is extracted using a binned maximum likelihood fit to the distribution of a multivariate classifier in events containing one isolated muon in the final state.

PRESENTED AT

9th International Workshop on Top Quark Physics
Olomouc, Czech Republic, September 19–23, 2016

arXiv:1611.08443v1 [hep-ex] 25 Nov 2016

1 Introduction

At the LHC top quarks are mainly produced in top-antiquark pairs through the strong interaction. In addition, top quarks can also be produced as singly via the electroweak force. This is achieved through the interaction of a W boson and a bottom quark. About 70% of all single top quarks are produced via the t channel at a center-of-mass energy of 13 TeV. This process can either be described in the five flavor scheme, where the bottom quark is one of the initial partons ($2 \rightarrow 2$ process), and the four flavor scheme, where a gluon splits into a bottom quark-antiquark pair ($2 \rightarrow 3$ process). The leading order Feynman diagrams for the t -channel production in both schemes are shown in Figure 1. The remaining 30% are achieved via tW associated production and the s -channel production. The theoretical cross sections at 13 TeV for top quark,

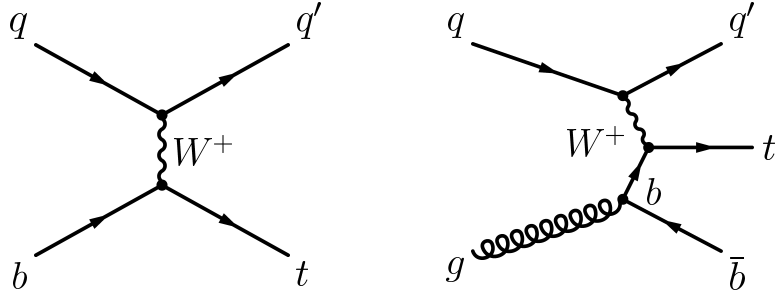


Figure 1: Leading order Feynman diagrams for the t -channel production of single top quarks. In the left diagram the bottom quark comes directly from the initial proton (five flavor scheme), while in the right diagram a gluon needs to split into a bottom quark-antiquark pair first (four flavor scheme).

antitop quark and inclusive t -channel production at next-to-leading order, calculated using HATHOR [1], are:

$$\begin{aligned}\sigma_{t\text{-ch.},t} &= 136.0^{+4.1}_{-2.9}(\text{scale}) \pm 3.5(\text{PDF}+\alpha_S) \text{ pb}, \\ \sigma_{t\text{-ch.},\bar{t}} &= 81.0^{+2.5}_{-1.7}(\text{scale}) \pm 3.2(\text{PDF}+\alpha_S) \text{ pb}, \\ \sigma_{t\text{-ch.},t+\bar{t}} &= 217.0^{+6.6}_{-4.6}(\text{scale}) \pm 6.2(\text{PDF}+\alpha_S) \text{ pb}\end{aligned}$$

2 Measurement

The analyzed data consists of proton-proton collisions of the LHC recorded with the CMS experiment in 2015 [2]. This dataset corresponds to an integrated luminosity of $L = 2.3 \text{ fb}^{-1}$. The top quark decays in almost all cases into a W boson and a bottom quark, thus the top quark decay is characterized by the decay of the W boson. In this analysis, only decays of the W boson into a muon and a neutrino are considered,

where the muon can either come directly from the W boson or through the decay of a tau lepton. In summary, the final state of the process consists of a light flavored quark recoiling against the top quark, usually in forward direction, a bottom quark from the top quark decay, a muon and a neutrino. A second bottom quark can also be present in the final state as shown in Figure 1, but it often fails the detector acceptance.

Events are selected which contain exactly two jets, from which only one is identified as originating from a bottom quark, and one isolated muon in the final state. The neutrino escapes the detector without any interaction, but it can be indirectly measured by the missing transverse energy of an event. By constraining the W boson mass to the literature value of 80.4 GeV, a quadratic equation can be obtained for the longitudinal momentum of the neutrino. The top quark can then be reconstructed by combining the momenta of the b tagged jet, the muon and the neutrino.

Since the simulation of the QCD multijet background is not reliable a data-driven estimation is applied. The distribution of the transverse W boson mass m_T is different for QCD and non-QCD processes, therefore a fit to this distribution is performed. The result is shown in Figure 2. To further suppress this contribution a cut on $m_T > 50$ GeV is applied. All other processes are estimated with Monte Carlo sim-

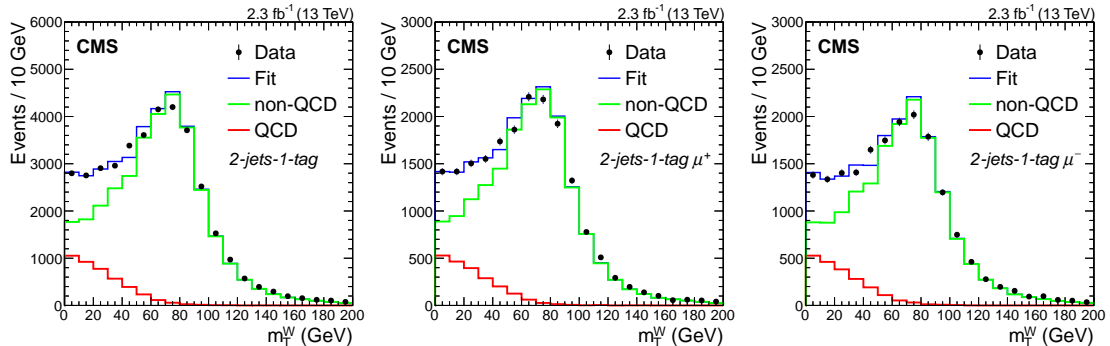


Figure 2: Results of the QCD estimation for the inclusive selection (left), only positively charged muons (middle) and only negatively charged muons (right).

ulations. The expected and observed event yields in the signal region are shown in Table 1.

To distinguish the signal process from the different background processes a neural network is trained with eleven kinematic variables, such as the pseudorapidity of the recoiling quark or the reconstructed top quark mass. A maximum likelihood fit is then performed to the output distribution of the neural network, where the signal is unconstrained and all background processes have a specific prior with a width according to the theoretical uncertainty of their cross section. The fit is simultaneously done

Process	μ^+	μ^-
Top quark ($t\bar{t}$ and tW)	7048 ± 13	7056 ± 13
W+jets and Z+jets	2837 ± 83	2564 ± 77
QCD multijet	302 ± 151	262 ± 131
Single top quark t -channel	1539 ± 13	977 ± 10
Total expected	11726 ± 173	10859 ± 153
Data	11877	11017

Table 1: Expected and observed yields for events with positively and negatively charged muons. The expected yields are taken from Monte Carlo simulations and the uncertainty is corresponding to the sample size, with the exception of the QCD multijet background which is estimated from data with a 50% uncertainty.

in the signal region and two control regions to constrain the top quark background. The distribution in the signal region is shown in Figure 3.

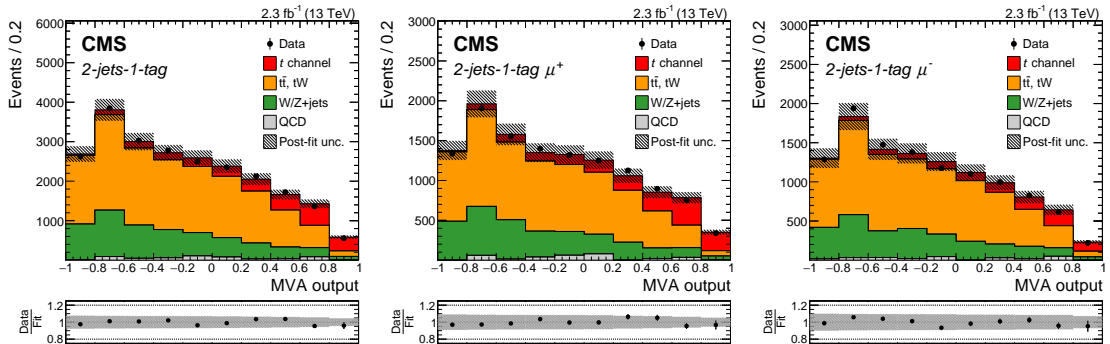


Figure 3: MVA distribution in the 2-jets-1-tag signal region for the inclusive selection (left), only positively charged muons (middle) and only negatively charged muons (right). The simulation is scaled to the result of the fit. A good agreement of expectation and data within the uncertainties is observed.

3 Results

The measured cross sections for top quark, antitop quark and inclusive t channel production are:

$$\begin{aligned}
 \sigma_{t\text{-ch.},t} &= 150 \pm 8 \text{ (stat)} \pm 9 \text{ (exp)} \pm 18 \text{ (theo)} \pm 4 \text{ (lumi)} \text{ pb} \\
 \sigma_{t\text{-ch.},\bar{t}} &= 82 \pm 10 \text{ (stat)} \pm 4 \text{ (exp)} \pm 11 \text{ (theo)} \pm 2 \text{ (lumi)} \text{ pb} \\
 \sigma_{t\text{-ch.},t+\bar{t}} &= 232 \pm 13 \text{ (stat)} \pm 12 \text{ (exp)} \pm 26 \text{ (theo)} \pm 6 \text{ (lumi)} \text{ pb}
 \end{aligned}$$

The ratio of top quark and antitop quark cross section is sensitive to the ratio of up- and down-type quarks in the initial state and thus to the quark PDF. A comparison with different PDF sets is shown in Figure 4. All measured quantities are in agreement with the standard model predictions. Further details can be found in Ref. [3].

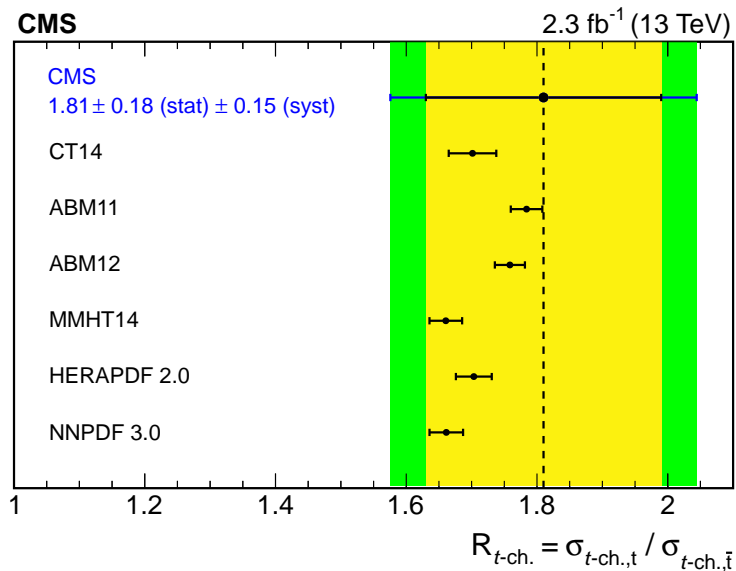


Figure 4: The measured ratio of top and antitop production cross section in comparison with the prediction from different PDF sets. The uncertainties on the PDF sets include uncertainties on the factorization and renormalization scales, uncertainty on the top quark mass and statistical uncertainty. For the CMS result the NNPDF 3.0 PDF set was used.

References

- [1] P. Kant, O. M. Kind, T. Kintscher, T. Lohse, T. Martini, S. Mlbitz, P. Rieck and P. Uwer, “HATHOR for single top-quark production: Updated predictions and uncertainty estimates for single top-quark production in hadronic collisions,” *Comput. Phys. Commun.* **191**, 74 (2015) doi:10.1016/j.cpc.2015.02.001 [arXiv:1406.4403 [hep-ph]].
- [2] S. Chatrchyan *et al.* [CMS Collaboration], “The CMS experiment at the CERN LHC,” *JINST* **3**, S08004 (2008). doi:10.1088/1748-0221/3/08/S08004
- [3] A. M. Sirunyan *et al.* [CMS Collaboration], “Cross section measurement of t-channel single top quark production in pp collisions at $\sqrt{s} = 13$ TeV,” arXiv:1610.00678 [hep-ex].