

Optimal Scheduling of Multiple Sensors with Packet Length Constraint

Shuang Wu* Xiaoqiang Ren* Subhrakanti Dey** Ling Shi*

* *Department of Electronic and Computer Engineering, Hong Kong University of Science and Technology, Hong Kong, (e-mail: swuak, xren, eesling@ust.hk).*

** *Department of Engineering Sciences, Uppsala University, Uppsala, Sweden, (e-mail: Subhra.Dey@signal.uu.se)*

Abstract: This paper considers the problem of sensory data scheduling of multiple processes. There are n independent linear time-invariant processes and a remote estimator monitoring all the processes. Each process is measured by a sensor, which sends its local state estimate to the remote estimator. The sizes of the packets are different due to different dimensions of each process, and thus it may take different lengths of time steps for the sensors to send their data. Because of bandwidth limitation, only a portion of all the sensors are allowed to transmit in each time step. Our goal is to minimize the average of estimation error covariance of the whole system at the remote estimator. The problem is formulated as a Markov decision process (MDP) with average cost over an infinite time horizon. We prove the existence of a deterministic and stationary policy for the problem. We also find that the optimal policy has a consistent behavior and threshold type structure. A numerical example is provided to illustrate our main results.

Keywords: Sensor scheduling, Markov decision process, packet length, threshold policy.

1. INTRODUCTION

Wireless sensor networks are nowadays ubiquitous in various fields, e.g., industrial automation, habitat monitoring, smart grid and autonomous traffic management (Akyildiz et al., 2002). In typical settings, after taking local measurements, the sensors send their data to a remote estimator through a wireless channel according to a protocol. The wireless connection saves wiring and enables remote operation. The channel capacity of wireless communication, however, is often limited. What is more, the wireless sensor nodes are usually battery powered. In order to tradeoff the estimation quality and limited available resources, e.g., bandwidth and energy, it is critical to wisely allocate resources for the sensors.

To deal with the scheduling problem in the wireless sensor networks, researchers considered the constraints on the channel bandwidth, energy budget, etc. To maximize lifetime of the network, Chamam and Pierre (2007) studied a policy switching between active and inactive modes. Performance optimization under energy budget constraint has also been investigated. Shi et al. (2011) considered optimal sensor data scheduling problem for a single sensor under a limited energy budget. The authors proved the optimality of a periodic scheduling policy. In Wu et al. (2013), an event-triggered transmission strategy was adopted to reduce the communication rate so as to save

energy. In some applications, the sensors can interfere with each other, thus only a few sensors are allowed to be activated in each time slot. The sensor selection problem in this setting is considered, for example, in Gupta et al. (2006). Meanwhile, because of bandwidth limitation of communication channel, only a limited number of devices can transmit data at the same time. Optimal scheduling under channel bandwidth constraint was studied in Zhao et al. (2014), Mo et al. (2014), Hovareshti et al. (2007) and Han et al. (2017). Zhao et al. (2014) and Mo et al. (2014) considered scheduling over an infinite horizon and proved that the optimal scheduling scheme can be approximated arbitrarily by a periodic schedule. Hovareshti et al. (2007) showed that the estimation quality can be improved for smart sensors equipped with some memory and processing capacities. Han et al. (2017) proved that the optimal scheduling policy over an infinite horizon can also be arbitrarily approximated by a periodic schedule for the smart sensor case.

The previous works assumed that it take the same time for transmission of packets in different processes. The transmission of one packet is assumed to be done in one time step. However, the scales of processes vary and the packets transmitted by different sensors may also be different. In typical communication protocols, e.g., Time Slotted Channel Hopping (TSCH, IEEE 802.15.4e), the transmission duration of different packets can be different and the data transmission scheme can be designed by the engineers. In Palattella et al. (2013), it was shown that

* The work by S. Wu and L. Shi is supported by an RGC General Research Fund 16210015

TSCH protocol has superior energy efficiency compared with traditional IEEE802.15.4/ZigBee approaches. Standards of TSCH application can be found in Watteyne et al. (2015).

Different from previous studies, our work focuses on the constraint of packet length. We study the sensor scheduling for remote state estimation of multiple LTI processes, each driven by white Gaussian noises, over an infinite horizon. Each process is measured by a sensor, which computes the local estimate of the process and sends the local estimate to a remote estimator. As the packet length of each process may be different, it costs different time duration for each sensor to complete one transmission of an estimate. Moreover, wireless sensor network has a bandwidth limitation: only a portion of all the sensor are allowed to transmit data to the remote estimator in one time step. We are interested in minimizing the average estimation error covariance of the remote estimator in this system. Our contributions are twofold.

1) We formulate the optimal scheduling of sensors under the packet length and bandwidth constraint as an average cost over an infinite time horizon Markov decision process. We prove that there exists a deterministic and stationary optimal policy by showing that the state space of Markov chain under optimal policy is finite.

2) By adopting dynamic programming, we prove that the optimal policy has a nice structure, i.e., consistency and threshold type structure. The consistency means that once a sensor is chosen to schedule, the transmission of the current estimate should not be interrupted by selecting another sensor. The threshold structure reduces searching space for off-line solution and facilitates online implementation.

The remainder of this paper is organized as follows. In Section 2, we develop the mathematical formulation of the problem of interest. The main results, which consist of the MDP formulation, the existence of a deterministic and stationary policy, and the consistency and the threshold structure of the policy, are given in Section 3. In Section 4, a numerical example is provided to illustrate the main results. We summarize the paper in Section 5.

Notation: Denote \mathbb{N} as the set of nonnegative integer numbers. For a matrix X , let $\text{Tr}(X)$, X^T and $\rho(X)$ represent the trace, the transpose and the spectral radius of X , respectively. The identity matrix is I , and its size is determined from the context. Let $P(\cdot)$ and $P(\cdot|\cdot)$ stand for the probability and conditional probability for certain events. Denote $\mathbb{E}[\cdot]$ as the expectation of a random variable.

2. SYSTEM SETUP AND PROBLEM FORMULATION

Consider the following n independent discrete-time linear dynamic processes measured by n sensors:

$$\begin{aligned} x_{k+1}^{(i)} &= A_i x_k^{(i)} + w_k^{(i)}, \\ y_k^{(i)} &= C_i x_k^{(i)} + v_k^{(i)}, \end{aligned}$$

where $i \in N \triangleq \{1, \dots, n\}$, $x_k^{(i)} \in \mathbb{R}^{n_i}$ is the state of the i -th process at time k and $y_k^{(i)} \in \mathbb{R}^{m_i}$ is the measurement at time k . The state disturbance noise $w_k^{(i)}$'s, the mea-

surement noise $v_k^{(i)}$'s and the initial state $x_0^{(i)}$'s of each process are mutually independent Gaussian random variables with distribution $\mathcal{N}(0, Q_i)$, $\mathcal{N}(0, R_i)$ and $\mathcal{N}(0, \Pi_i)$, respectively. We assume that Q_i 's and Π_i 's are positive semidefinite, and R_i 's are positive definite. In this work, we consider the case when all the processes are unstable¹. We further assume that $(A_i, \sqrt{Q_i})$ is stabilizable and (A_i, C_i) is detectable for each process.

The sensors are assumed to have sufficient computation capacity. After obtaining the measurement $y_k^{(i)}$, the sensors calculate the local minimum mean square error (MMSE) estimate of $x_k^{(i)}$ using a Kalman filter:

$$\begin{aligned} \hat{x}_{local,k}^{(i)-} &= A_i \hat{x}_{local,k-1}^{(i)}, \\ P_{local,k}^{(i)-} &= A_i P_{local,k-1}^{(i)} A_i^T + Q_i, \\ K_{local,k}^{(i)} &= P_{local,k}^{(i)-} C_i^T (C_i P_{local,k}^{(i)-} C_i^T + R_i)^{-1}, \\ \hat{x}_{local,k}^{(i)} &= \hat{x}_{local,k}^{(i)-} + K_{local,k}^{(i)} (y_k^{(i)} - C_i \hat{x}_{local,k}^{(i)-}), \\ P_{local,k}^{(i)} &= (I_{n_i} - K_{local,k}^{(i)} C_i) P_{local,k}^{(i)-}, \end{aligned}$$

where $P_{local,k}^{(i)-}$ stands for the *a priori* estimation error covariance, $P_{local,k}^{(i)}$ stands for the *a posteriori* estimation error covariance, and $K_{local,k}^{(i)}$ is the optimal gain. The iteration starts with $\hat{x}_{local,0}^{(i)-} = 0$ and $P_{local,0}^{(i)-} = \Pi_i$. Since we assume that the initial error covariance matrix Π_i 's are positive semidefinite, $(A_i, \sqrt{Q_i})$ is stabilizable and (A_i, C_i) is detectable for each process, the above iteration of the *a posteriori* estimation covariance $P_{local,k}^{(i)}$ converges exponentially fast to a steady state $\bar{P}^{(i)}$ (Anderson and Moore, 1979). Without loss of generality, the local estimation covariances are assumed to enter the steady state in our problem.

Because the communication bandwidth is limited, at each time step, only m out of the n sensors are allowed to send their local estimates, $\hat{x}_{local,k}^{(i)}$, to the remote estimator. Let $\gamma_k^{(i)} \in \{0, 1\}$ denote whether the i -th sensor transmits its estimate at time k , i.e., if $\hat{x}_{local,k}^{(i)}$ is sent to the remote estimator, $\gamma_k^{(i)} = 1$; otherwise, $\gamma_k^{(i)} = 0$. Denote $\theta = \{\gamma_k^{(i)} : i = 1, 2, \dots, n; k = 0, 1, 2, \dots\}$ as the scheduling policy which specifies the value of $\gamma_k^{(i)}$ for each sensor at each time step.

Furthermore, as the sizes, n_i , of each dynamic process are different, the packet lengths of local estimate to be transmitted are also different. In some applications, e.g., underwater vehicles, the data rates are relatively low (Cui et al., 2006), and the local estimate is thus required to be split into more than one packet. The remote estimator needs all the relevant packets to decode the transmitted local estimate, $\hat{x}_{local,k}^{(i)}$. The local estimate of a higher dimension state may be split into more pieces than a lower dimension process. As a result, it may takes more time steps to transmit the whole packet for the higher

¹ The structural results for stable processes can also be obtained in the MDP framework, but the proofs are more lengthy. We consider the unstable processes for brevity.

dimensional process. Let d_i denote the total time steps for the i -th process to transmit its local estimate. For example, suppose there are two processes. One of them is a scalar process whose dimension is 1, while the dimension of the other is 2. Suppose $d_1 = 1$ and $d_2 = 2$, then it takes 1 time step for the first process to transmit its local estimate, and 2 time steps for the second one.

For sensor i at time k , denote $\eta_{k,\ell}^{(i)} = 1$ for the arrival of $\hat{x}_{local,\ell}^{(i)}$ and $\eta_{k,\ell}^{(i)} = 0$ otherwise. Define the time duration of missing local estimate at the remote estimator for the i -th sensor at time k as

$$\tau_k^{(i)} = k - \max_{k'} \{\ell : \eta_{k',\ell}^{(i)} = 1\}. \quad (1)$$

Based on above settings, the remote estimator updates its remote estimation as follows:

$$\hat{x}_k^{(i)} = \begin{cases} A_i^{\tau_k^{(i)}} \hat{x}_{local,k-\tau_k^{(i)}}, & \text{if } \eta_{k,\ell}^{(i)} = 1, \\ A_i \hat{x}_{k-1}^{(i)}, & \text{if } \eta_{k,\ell}^{(i)} = 0. \end{cases}$$

As the local error covariance is assumed to have entered the steady state, the estimation covariance matrices at the remote estimator are as follows:

$$P_k^{(i)} = \begin{cases} h_i^{\tau_k^{(i)}}(\bar{P}^{(i)}), & \text{if } \gamma_k^{(i)} = 1, \\ h_i(P_{k-1}^{(i)}), & \text{if } \gamma_k^{(i)} = 0, \end{cases}$$

where the affine mapping of symmetric matrices $h_i^\ell(\cdot)$ and $h_i(\cdot)$ are defined as

$$\begin{aligned} h_i^0(X) &\triangleq X, \\ h_i^\ell(X) &\triangleq \underbrace{h_i \circ h_i \circ \dots \circ h_i}_\ell(X), \\ h_i(X) &\triangleq A_i X A_i^T + Q_i, \end{aligned}$$

where \circ denotes function composition. The following properties of $h_i(\cdot)$ will be useful in later sections.

Lemma 2.1. (Lemma 3.1 in Shi and Zhang (2012)) The Lyapunov-like operator $h_i^\ell(X)$ is monotonic with respect to ℓ , i.e., $\forall i \in N$, if $\ell_1 \leq \ell_2$ for $\ell_1, \ell_2 \in \mathbb{Z}_+$, $h_i^{\ell_1}(\bar{P}^{(i)}) \leq h_i^{\ell_2}(\bar{P}^{(i)})$. Consequently, $\forall \ell \in \mathbb{Z}_+$, $\text{Tr}(\bar{P}^{(i)}) < \text{Tr}(h(\bar{P}^{(i)})) < \dots < \text{Tr}(h^\ell(\bar{P}^{(i)}))$.

The average per-stage cost of a scheduling policy is given as

$$J(\tau_0^{(1)}, \dots, \tau_0^{(n)}, \theta) \triangleq \limsup_{T \rightarrow \infty} \frac{1}{T} \mathbb{E} \left[\sum_{k=0}^{T-1} \sum_{i=1}^n \text{Tr}(P_k^{(i)}) \right].$$

Note that the expectation is introduced because the scheduling policy might be random although the packet arrival is deterministic. With the above definition, the optimal scheduling policy is a feasible policy minimizing the total cost $J(\theta)$:

Problem 2.2.

$$\begin{aligned} &\min_{\theta} J(\tau_0^{(1)}, \dots, \tau_0^{(n)}, \theta) \\ \text{s.t.} &\sum_{i=1}^n \gamma_k^{(i)} = m, \quad \forall k \geq 0. \end{aligned}$$

3. MAIN RESULTS

In this section, we solve Problem 2.2 by formulating it as an infinite time horizon Markov decision process with

average cost criterion. First, we find that, without loss of any performance, the optimal scheduling policy can be restricted to be deterministic and stationary (independent of time index k). Furthermore, we show that the optimal policy is consistent and there is a threshold structure in the optimal policy.

3.1 MDP Formulation

For brevity, we assume $n = 2$ and $m = 1$ in the following discussion. We remark in Remark 3.7 that the structural results can be extended to general n and m .

We formulate the Problem 2.2 as a discrete time MDP by a quadruplet $(\mathbb{S}, \mathbb{A}, P(\cdot|\cdot, \cdot), c(\cdot, \cdot))$. Each item above is explained as follows.

1) The state space \mathbb{S} consists possible states, which are defined as $s \triangleq (\tau_1, \tau_2, \nu_1, \nu_2) \in \mathbb{N}^4$. The estimate holding time τ_1 and τ_2 are short notations for $\tau_k^{(i)}$ defined in (1), where the time index k is omitted for brevity. The remaining packets counter $1 \leq \nu_i \leq d_i$ indicates how many packets are left to be sent to complete the transmission of the estimate of the i -th sensor. For example, suppose the estimate of sensor 1 consists of three packets and $\nu_1 = 2$ means that the first packet has been transmitted and there are still two packets to be transmitted.

2) The action a is in the action space $\mathbb{A} \triangleq \{1, 2\}$, where $a = 1$ or 2 means that the first or the second sensor is scheduled, respectively. Note that the available action can be a random policy on $a = 1$ and $a = 2$ which also meets the constraint in Problem 2.2.

3) The state transition, $P(s'|s, a)$, defines how the state transits from s to s' under action a . Because the channel is not lossy, the state transition under an action is deterministic. We state the state transition law as follows.

Given $s = (\tau_1, \tau_2, \nu_1, \nu_2)$ and $a = 1$, the next state is $s' =$

$$\begin{cases} (1, \tau_2 + 1, 1, 1), & \text{if } d_1 = 1 \\ (\tau_1 + 1, \tau_2 + 1, \nu_1 - 1, d_2), & \text{if } d_1 > 1 \text{ and } \nu_1 - 1 > 0, \\ (d_1, \tau_2 + 1, d_1, d_2), & \text{if } d_1 > 1 \text{ and } \nu_1 - 1 = 0. \end{cases} \quad (2)$$

The state transition from s under $a = 2$ is similar and omitted here.

4) The one-stage cost only depends on the current state and is defined as

$$c(s, a) \triangleq \text{Tr}(h_1^{\tau_1}(\bar{P}^{(1)})) + \text{Tr}(h_2^{\tau_2}(\bar{P}^{(2)})).$$

Let $H_k = (s_0, a_0, \dots, s_{k-1}, a_{k-1}, s_k)$ be the history up to time k . A policy is a sequence $\{\pi_k\}_{k=0}^\infty$, where π_k 's are stochastic kernels from H_k to \mathbb{A} . Denote Π as the set of all such feasible policies. Define the average cost associated with an initial state s_0 and a policy $a_k = \pi_k(H_k)$ by

$$J(s_0, \{\pi_k\}_{k=0}^\infty) = \limsup_{T \rightarrow \infty} \frac{1}{T} \mathbb{E}_{s_0}^{\{\pi_k\}_{k=0}^\infty} \left[\sum_{k=0}^{T-1} c(s_k, \pi_k(s_k)) \right].$$

One may see that the Problem 2.2 is equivalent to the following problem.

Problem 3.1. Find the optimal policy $\{\pi_k^*\}_{k=0}^\infty \in \Pi$ such that

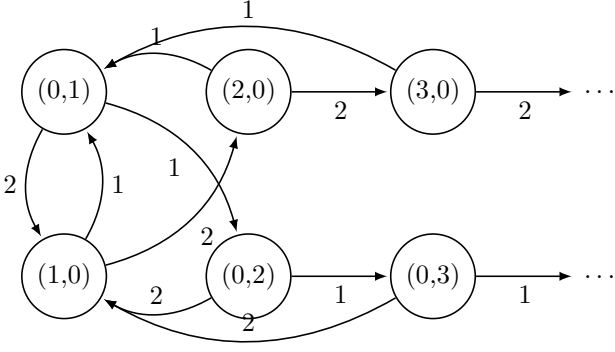


Fig. 1. State transition diagram for the two sensors case.

$$J(s_0, \{\pi_k^*\}_{k=0}^\infty) = \inf_{\{\pi_k\}_{k=0}^\infty \in \Pi} J(s_0, \{\pi_k\}_{k=1}^\infty).$$

3.2 Structural Policy

We first show that the optimal policy for the above MDP is deterministic and stationary, and satisfies the average optimality equality (AOE). A policy is deterministic and stationary if the policy depends only on the current state and there is no randomness in the actions. We write π to denote the deterministic and stationary mapping from \mathbb{S} to \mathbb{A} . Let Π^{DS} be the set of all deterministic and stationary policies. The proof can be done by showing that the state space is finite if the optimal policy is adopted. Hence, we first prove the following lemma as a preliminary.

Lemma 3.2. The state space of the defined MDP problem is finite.

Proof: We prove this result by constructing a Markov chain. Without loss of generality, assume $d_1 = d_2 = 1$ as it shall be clear that the same construction can be done in other cases. Therefore, in this proof, we omit the last two components of the states and write (τ_1, τ_2) to represent the state

Observe that, when the time goes to infinity, the possible states can only be as follows

$$(0, 1), (1, 0), (0, 2), (2, 0), (0, 3), (3, 0), \dots,$$

i.e., either $\tau_1 = 0$ or $\tau_2 = 0$. This is because any state not in the above set will enter the possible set in one step. According to the transition law, the state transition diagram can then be constructed as in the Fig. 1.

There exists at least one policy that can enforce the number of the states in this Markov chain to be finite. For any infinite chain, we are always able to construct a sub-chain with finite states so that the average cost for the finite chain is smaller than the infinite chain.

When the state in the Markov chain is at infinity, the corresponding cost is infinity, i.e., $\lim_{\tau_1 \rightarrow \infty} c(\tau_1, 0) \geq c\rho^{2\tau_1}(A_i) > \infty$ for some constant $c > 0$. Then a policy yielding the total number of nodes in the chain finite will render a finite average cost. Therefore, any policy yielding infinite chain is not optimal.

Therefore, the optimal policy, if exists, should yields a finite Markov chain for the problem. ■

The above lemma shows that we can restrict the idle durations of all sensors to be finite without loss of any performance. As both the state space and the action space are finite, we are able to verify that the MDP yields a deterministic and stationary optimal policy. We formally state the result in the following theorem.

Theorem 3.3. There exists a constant ρ^* , a continuous function $V(\cdot)$ on \mathbb{S} and a deterministic and stationary policy $\pi^* \in \Pi^{DS}$ that satisfies the following AOE

$$\rho^* + V(s) = \min_{\pi \in \Pi^{DS}} [c(s, \pi(s)) + \mathbb{E}_s^\pi[V]], \quad (3)$$

where $\mathbb{E}_s^\pi[V]$ is the conditional expectation of the value of the next state under policy π , i.e., $\mathbb{E}_s^\pi[V] = \sum_{s' \in \mathbb{S}} V(s')P(s'|s, \pi)$, which in our problem reduces to $V(s')$.

Proof: The results follows from Theorem 8.4.3 in Puterman (1994) as the state space and the action space is finite, the model is unichain and the cost is bounded. ■

Theorem 3.4. Consistency. If $a_k^* = \pi^*(s) = i$ and $\nu_i \neq 1$, $i = 1, 2$, then $a_{k:k+\nu_i-1}^* = i$, where $a_{k:k+\nu_i-1}^* = i$ denotes $a_k^* = a_{k+1}^* = \dots = a_{k+\nu_i-1}^* = i$.

Proof: The proof can be found in the Appendix. ■

Remark 3.5. Theorem 3.4 agrees with intuition. Theorem 3.4 states that once one chooses to schedule one sensor, he should not abort the scheduling halfway, i.e., he should wait for the completion of transmission of the whole estimate before choosing another sensor to schedule again. In other words, when the last transmission is done, the scheduler chooses a sensor to schedule. The action should be consecutively executed until the packet has been fully delivered.

Now we present the threshold type policy of the MDP. The structural result will simplify off-line computation and facilitate online application of the scheduling policy. Note that we only consider the case when $\nu_1 = d_1$ and $\nu_2 = d_2$. As it is proved that the scheduling policy should be consistent, the decision of which sensor to schedule is only made when the packet(s) of one local estimate has(have) been fully transmitted.

Theorem 3.6. Threshold type policy.

- (1) If $\pi^*((\tau_1, \tau_2, d_1, d_2)) = 1$, then $\pi^*((\tau_1+z, \tau_2, d_1, d_2)) = 1$, where z is any positive integer;
- (2) If $\pi^*((\tau_1, \tau_2, d_1, d_2)) = 2$, then $\pi^*((\tau_1, \tau_2+z, d_1, d_2)) = 2$, where z is any positive integer.

Proof: The proof can be found in the Appendix. ■

Remark 3.7. The threshold structure can be extended to general m and n . Let $\nu_i = 1, \forall i \in [1, n]$. For $1 \leq i \leq n$, define $\tau_i^- = (\tau_1, \dots, \tau_{i-1}, \tau_{i+1}, \dots, \tau_n)$ as the state of the system except for the i -th process. There exists measurable functions $\phi_i : \mathbb{N}^{n-1} \mapsto \mathbb{N}$ and the optimal policy is as follows:

- (1) Choose the i -th sensor if $\phi_i(\tau_i^-) \leq \tau_i$;
- (2) Don't choose the i -th sensor if $\phi_i(\tau_i^-) > \tau_i$.

The threshold policy has valuable properties because only the state on the boundary should be stored for implementation. When the scheduler needs to schedule a sensor, only the comparison between the current state and the boundary is needed. This reduces the space required in

online implementation. Furthermore, if one knows the threshold structure, he can develop special algorithms for policy iteration to reduce the spatial complexity of the MDP. Further discussion can be found in section 4.7 of Puterman (1994).

4. NUMERICAL EXAMPLES

In this section, we present a numerical example to illustrate our theoretical results, namely the consistency (Theorem 3.4) and the threshold policy (Theorem 3.6).

Let $n = 2$ and $m = 1$ and the parameters of the two processes be as follows

$$A_1 = 1.4, C_1 = 1, Q_1 = 1, R_1 = 1;$$

$$A_2 = \begin{bmatrix} 1.2 & 1 \\ 0 & 1 \end{bmatrix}, C_2 = [1 \ 0], Q_2 = \begin{bmatrix} 1 & 0 \\ 0 & 1 \end{bmatrix}, R_2 = 1.$$

Moreover, the packet length of the first process is 3, while the second 4. It can be seen that the spectral radius are $\rho(A_1) = 1.4$ and $\rho(A_2) = 1.2$, respectively. By solving the corresponding Riccati equations, the steady state error covariance matrices at the sensor side are

$$\bar{P}^{(1)} = 0.70, \bar{P}^{(2)} = \begin{bmatrix} 0.84 & 0.40 \\ 0.40 & 2.00 \end{bmatrix}.$$

We use the MDP toolbox (Chadès et al., 2009) to calculate the optimal policy through the value iteration algorithm.

Fig.2 illustrates the consistency of optimal policy in Theorem 3.4. According to the result of value iteration, sensor 1 should be scheduled at (6, 6, 3, 4). Because of consistency of the optimal policy, the transmission of the local estimate should not be interrupted. To complete the transmission, sensor 1 should continue its transmission at (7, 7, 2, 4) and (8, 8, 1, 4). Accordingly, the next states are (7, 7, 2, 4), (8, 8, 1, 4) and (2, 9, 3, 4) in order. Fig. 2 presents the value of the possible ‘next’ state if either sensor 1 or 2 is chosen to schedule. The figure shows that scheduling sensor 1 always cause the value of next state to be less than scheduling sensor 2.

The threshold policy is presented in Fig. 3. It is clear that there is a decision boundary on the plane. Note that at state (6, 6, 3, 4), it is optimal to schedule sensor 1. Following from the threshold policy, it is also optimal to schedule sensor 1 for $(x, 6, 3, 4), x \geq 6$. By fixing $\tau_2 = 6, \nu_1 = \nu_2 = 1$, Fig. 4 shows the value of the next state of the system if either sensor 1 or 2 is scheduled. We can observe that scheduling sensor 1 always yields the next state less valuable.

5. CONCLUSION

This paper has considered sensor scheduling problem in a time-slotted setting. Depending on the size of the packet to be transmitted, different time slots are allocated to different sensors. We have studied the problem of minimizing the average estimation covariance under the constraints on packet length and bandwidth, and have formulated it as an infinite time horizon Markov decision process with average cost criterion. We have found that there is a deterministic and stationary policy for the problem. Furthermore, we have shown that the optimal policy has consistency and threshold structures. The consistent behavior means that

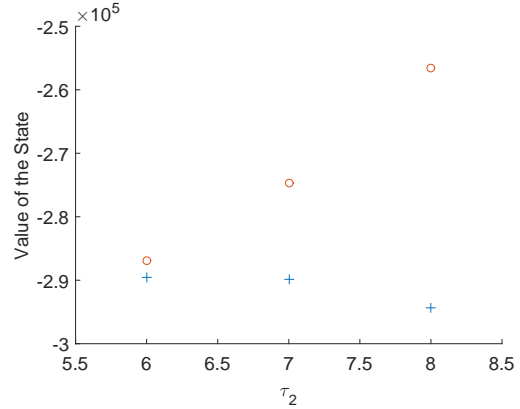


Fig. 2. Visualization of consistency in Theorem 3.4. The meaning of adopted mark is the same as Fig. 4.

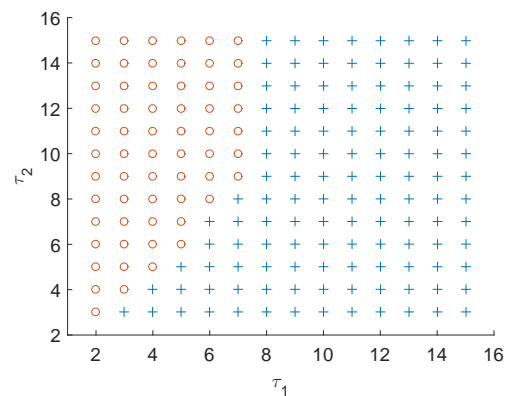


Fig. 3. Visualization of threshold policy. The blue ‘+’ sign stands for scheduling sensor 1, and red circle sign for sensor 2.

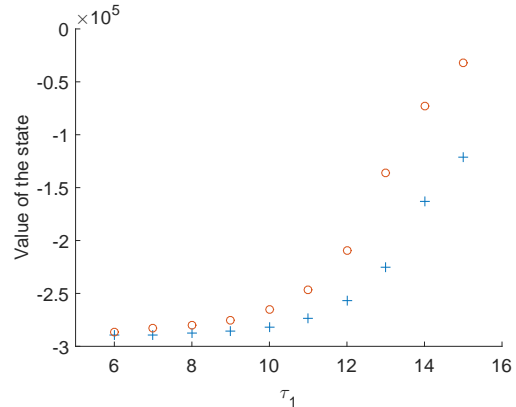


Fig. 4. Illustration of threshold policy. The blue ‘+’ sign stands for the value of the future state if sensor 1 is chosen, and red circle sign for sensor 2.

once a sensor is chosen to schedule, the transmission of current estimate should not be interrupted. The threshold type structure has reduced searching space and has facilitated online implementation. A numerical example has been provided to illustrate our results.

REFERENCES

Akyildiz, I.F., Su, W., Sankarasubramaniam, Y., and Cayirci, E. (2002). Wireless sensor networks: a survey.

- Anderson, B. and Moore, J.B. (1979). Optimal filtering. *Englewood Cliffs: Prentice-Hall*.
- Chadès, I., Cros, M., Garcia, F., and Sabbadin, R. (2009). Markov decision processes (MDP) toolbox. URL <http://www.inra.fr/mia/T/MDPtoolbox/>.
- Chamam, A. and Pierre, S. (2007). Optimal scheduling of sensors' states to maximize network lifetime in wireless sensor networks. In *2007 IEEE International Conference on Mobile Adhoc and Sensor Systems*, 1–6. IEEE.
- Cui, J.H., Kong, J., Gerla, M., and Zhou, S. (2006). The challenges of building mobile underwater wireless networks for aquatic applications. *Ieee Network*, 20(3), 12–18.
- Gupta, V., Chung, T.H., Hassibi, B., and Murray, R.M. (2006). On a stochastic sensor selection algorithm with applications in sensor scheduling and sensor coverage. *Automatica*, 42(2), 251–260.
- Han, D., Wu, J., Zhang, H., and Shi, L. (2017). Optimal sensor scheduling for multiple linear dynamical systems. *Automatica*, 75, 260–270.
- Hernández-Lerma, O. and Lasserre, J.B. (1999). *Further topics on discrete-time Markov control processes*, volume 42. Springer.
- Hovareshti, P., Gupta, V., and Baras, J.S. (2007). Sensor scheduling using smart sensors. In *Decision and Control, 2007 46th IEEE Conference on*, 494–499. IEEE.
- Mo, Y., Garone, E., and Sinopoli, B. (2014). On infinite-horizon sensor scheduling. *Systems & control letters*, 67, 65–70.
- Palattella, M.R., Accettura, N., Grieco, L.A., Boggia, G., Dohler, M., and Engel, T. (2013). On optimal scheduling in duty-cycled industrial IoT applications using IEEE802.15.4e TSCH. *IEEE Sensors Journal*, 13(10), 3655–3666.
- Puterman, M.L. (1994). *Markov decision processes: discrete stochastic dynamic programming*. John Wiley & Sons, Inc.
- Ren, X., Wu, J., Dey, S., and Shi, L. (2016). Attack allocation on remote state estimation in multi-systems: structural results and asymptotic solution. *arXiv preprint arXiv:1609.00887*.
- Shi, L., Cheng, P., and Chen, J. (2011). Sensor data scheduling for optimal state estimation with communication energy constraint. *Automatica*, 47(8), 1693–1698.
- Shi, L. and Zhang, H. (2012). Scheduling two Gauss-Markov systems: an optimal solution for remote state estimation under bandwidth constraint. *IEEE Transactions on Signal Processing*, 60(4), 2038–2042.
- Watteyne, T., Palattella, M., and Grieco, L. (2015). Using IEEE 802.15.4e time-slotted channel hopping (TSCH) in the internet of things (IoT): Problem statement. Technical report.
- Wu, J., Jia, Q.S., Johansson, K.H., and Shi, L. (2013). Event-based sensor data scheduling: trade-off between communication rate and estimation quality. *IEEE Transactions on automatic control*, 58(4), 1041–1046.
- Zhao, L., Zhang, W., Hu, J., Abate, A., and Tomlin, C.J. (2014). On the optimal solutions of the infinite-horizon linear sensor scheduling problem. *IEEE Transactions on Automatic Control*, 59(10), 2825–2830.

This appendix serves to provide the proof of Theorem 3.4 and 3.6 by analyzing the value function of the states. Because the average cost MDP problem involves a relative value function, analyzing the structure of the value of the states is difficult. Thanks to the existence of a deterministic and stationary policy, we can analyze the structure of the optimal policy in the average cost problem by analyzing the discounted cost function. The idea is similar to the proof of the Theorem 2 in Ren et al. (2016). For $0 < \alpha < 1$, define the discounted cost under a deterministic and stationary policy π and an initial state s_0 by

$$J_\alpha(s_0, \pi) = \limsup_{T \rightarrow \infty} \frac{1}{T} \mathbb{E}_s^\pi \left[\sum_{k=0}^{T-1} \alpha^k c(s_k, a_k) \right]. \quad (\text{A.1})$$

Define $J_\alpha^*(s_0) = \inf_{\pi \in \Pi} J_\alpha(s_0, \pi)$ and $u(s) = J_\alpha^*(s) - J_\alpha^*(0, 0, d_1, d_2)$. Because there exists an optimal policy to the average cost counterpart of the cost function (A.1), the limit of $u(s)$ as α goes to 1 exists and is the relative value function in (3), i.e.,

$$V(s) = \lim_{\alpha \uparrow 1} u(s).$$

With this observation, we can analyze the properties of $V(s)$ by examining $u(s)$ by value iteration. Define the dynamic programming operator $T_\alpha u(\cdot)$ for a given measurable function $u : \mathbb{S} \mapsto \mathbb{R}$ as

$$T_\alpha u(s) \triangleq \min_{a \in \Pi^{DS}} \left[c(s, a) + \alpha \mathbb{E}_s^\pi [u] \right], \quad s \in \mathbb{S}. \quad (\text{A.2})$$

It follows from Hernández-Lerma and Lasserre (1999) that $T_\alpha u(s)$ is a contraction mapping. By Banach fixed-point theorem,

$$\lim_{n \rightarrow \infty} T_\alpha^n u(s) = J_\alpha^*(s),$$

which guarantees that certain properties holds for $u(s)$ if the dynamic operator preserves such properties. Briefly speaking, thanks to the above observations, we can obtain the structure of $V(s) = \lim_{\alpha \uparrow 1} u(s)$ by verifying that the dynamic operator (A.2) preserves the same structure.

Before giving the proofs of Theorem 3.4 and 3.6, we need the following lemma to reveal the monotonicity structure of the value function $V(s)$ in the discounted cost MDP.

Because the cost $c(s, a)$ only depends on τ_1 and τ_2 , and $V(s)$ and $u(s)$ depends of τ_1 , τ_2 , ν_1 and ν_2 , we write $c(s)$ as $c(\tau_1, \tau_2)$, $u(s)$ as $u(\tau_1, \tau_2, \nu_1, \nu_2)$ and $V(s)$ as $V(\tau_1, \tau_2, \nu_1, \nu_2)$.

Lemma 1. Monotonicity. The value function $V(s)$ of the states s is monotonic with respect to the first two variables, respectively, i.e., $V(\tau_1, \cdot, \cdot, \cdot) \geq V(\tau_1', \cdot, \cdot, \cdot)$ if $\tau_1 \geq \tau_1'$ and $V(\cdot, \tau_2, \cdot, \cdot) \geq V(\cdot, \tau_2', \cdot, \cdot)$ if $\tau_2 \geq \tau_2'$.

Proof: Suppose $\tau_1 \geq \tau_1'$, $\tau_2 \geq \tau_2'$, $\nu_1 = \nu_1'$, $\nu_2 = \nu_2'$, and $u(s) \geq u(s')$. Since $c(s) \geq c(s')$, $\forall a$, we have

$$c(s) + \alpha \mathbb{E}_s^\pi [u] \geq c(s') + \alpha \mathbb{E}_{s'}^\pi [u],$$

which suggests that $T_\alpha u(s) \geq T_\alpha u(s')$. By the previous discussion of the contraction property of $T_\alpha u(s)$, the monotonicity of $V(s)$ is proven. ■

A.1 Proof of Theorem 3.4

Proof: Consider the case when $d_1 > 2$ and $d_2 > 2$. Other cases can be easily extended. Without loss of generality,

assume that $s = (\tau_1, \tau_2, d_1, d_2)$ and it is optimal to schedule sensor 1, i.e., $a^* = \pi^*(\tau_1, \tau_2, d_1, d_2) = 1$. Note that $\nu_i = d_i$ implies that one transmission of a local estimate have been complete at $k-1$. As a result, a novel transmission of the local estimate of sensor 1 starts at time k . This indicates that

$$\begin{aligned} & c(\tau_1, \tau_2) + \alpha u(\tau_1 + 1, \tau_2 + 1, d_1 - 1, d_2) \\ & < c(\tau_1, \tau_2) + \alpha u(\tau_1 + 1, \tau_2 + 1, d_1, d_2 - 1). \end{aligned}$$

If $a_{k+1}^* = 1$, then we have

$$\begin{aligned} & c(\tau_1, \tau_2) + \alpha u(\tau_1 + 1, \tau_2 + 1, d_1 - 1, d_2) \\ & = c(\tau_1, \tau_2) + \alpha c(\tau_1 + 1, \tau_2 + 1) + \alpha^2 u(\tau_1 + 2, \tau_2 + 2, d_1 - 2, d_2). \end{aligned}$$

Since we always have $c(\tau_1 + 1, \tau_2 + 1) > 0$,

$$u(\tau_1 + 1, \tau_2 + 1, d_1 - 1, d_2) > u(\tau_1 + 2, \tau_2 + 2, d_1 - 2, d_2).$$

If $a_{k+1}^* = 2$, then

$$\begin{aligned} & c(\tau_1 + 1, \tau_2 + 1) + \alpha u(\tau_1 + 2, \tau_2 + 2, d_1 - 2, d_2) \\ & > c(\tau_1 + 1, \tau_2 + 1) + \alpha u(\tau_1 + 2, \tau_2 + 2, d_1, d_2 - 1), \end{aligned}$$

which suggests

$$u(\tau_1 + 2, \tau_2 + 2, d_1 - 2, d_2) > u(\tau_1 + 2, \tau_2 + 2, d_1, d_2 - 1).$$

On the other hand, due to monotonicity, we have

$$u(\tau_1 + 2, \tau_2 + 2, d_1, d_2 - 1) > u(\tau_1 + 1, \tau_2 + 1, d_1, d_2 - 1).$$

Hence,

$$u(\tau_1 + 2, \tau_2 + 2, d_1 - 2, d_2) > u(\tau_1 + 1, \tau_2 + 1, d_1, d_2 - 1),$$

which causes contradiction.

Therefore, we obtain $a_{k+1}^* = 1$. By mathematical induction and the contraction mapping argument, the proof is complete. \blacksquare

A.2 Proof of Theorem 3.6

Proof: The Theorem is equivalent to the following:

- (1) If $V(\tau_1, \tau_2, d_1 - 1, d_2) \leq V(\tau_1, \tau_2, d_1, d_2 - 1)$, then $V(\tau_1 + z, \tau_2, d_1 - 1, d_2) \leq V(\tau_1 + z, \tau_2, d_1, d_2 - 1)$, where z is any positive integer;
- (2) If $V(\tau_1, \tau_2, d_1 - 1, d_2) \geq V(\tau_1, \tau_2, d_1, d_2 - 1)$, then $V(\tau_1, \tau_2 + z, d_1 - 1, d_2) \geq V(\tau_1, \tau_2 + z, d_1, d_2 - 1)$, where z is any positive integer.

We prove the first case and the second case can be proved similarly. As it is done in the proof of Theorem 3.4, we prove the structure of $V(\cdot)$ by showing that $u(\cdot)$ has the same structure.

Depending on whether the packet length d_i is greater than 1 or not, the proof is divided into four cases.

1) Case $d_1 = d_2 = 1$.

$u(1, \tau_2 + 1, d_1, d_2) \leq u(\tau_1 + 1, 1, d_1, d_2) \leq u(\tau_1 + z + 1, 1, d_1, d_2)$. The last inequality is due to the monotonicity from Lemma 1.

2) Case $d_1 = 1$ and $d_2 \neq 1$.

Because of monotonicity, we similarly have $u(1, \tau_2 + 1, d_1, d_2) \leq u(\tau_1 + 1, \tau_2 + 1, d_1, d_2 - 1) \leq u(\tau_1 + z + 1, \tau_2 + 1, d_1, d_2 - 1)$.

3) Case $d_1 \neq 1$ and $d_2 \neq 1$.

If $u(\tau_1, \tau_2, d_1 - 1, d_2) \leq u(\tau_1, \tau_2, d_1, d_2 - 1)$, from Theorem 3.4, we obtain

$$\begin{aligned} & c(\tau_1, \tau_2) + \alpha u(\tau_1 + 1, \tau_2 + 1, d_1 - 1, d_2) \\ & \leq c(\tau_1, \tau_2) + \alpha u(\tau_1 + 1, \tau_2 + 1, d_1, d_2 - 1), \end{aligned}$$

which implies that

$$u(\tau_1 + 1, \tau_2 + 1, d_1 - 1, d_2) \leq u(\tau_1 + 1, \tau_2 + 1, d_1, d_2 - 1). \quad (\text{A.3})$$

Assume $u(\tau + z, \tau_2, d_1 - 1, d_2) > u(\tau + z, \tau_2, d_1, d_2 - 1)$, then we have

$$\begin{aligned} & u(\tau_1 + z, \tau_2, d_1 - 1, d_2) \\ & > c(\tau_1 + z, \tau_2) + \alpha u(\tau_1 + z + 1, \tau_2 + 1, d_1, d_2 - 1), \end{aligned}$$

which implies that

$$u(\tau_1 + z, \tau_2, d_1 - 1, d_2) > u(\tau_1 + z + 1, \tau_2 + 1, d_1, d_2 - 1).$$

Meanwhile, note that

$$u(\tau_1 + z + 1, \tau_2 + 1, d_1, d_2 - 1) > u(\tau_1 + 1, \tau_2 + 1, d_1, d_2 - 1),$$

hence

$$u(\tau_1 + z, \tau_2, d_1 - 1, d_2) > u(\tau_1 + 1, \tau_2 + 1, d_1, d_2 - 1).$$

However, due to (A.3)

$$u(\tau_1 + 1, \tau_2 + 1, d_1, d_2 - 1) \geq u(\tau_1 + 1, \tau_2 + 1, d_1 - 1, d_2),$$

which causes

$$u(\tau_1 + z, \tau_2, d_1 - 1, d_2) > u(\tau_1 + 1, \tau_2 + 1, d_1 - 1, d_2).$$

This violate the monotonicity and consistency of the value function and hence the assumption is incorrect. Therefore, $u(\tau + z, \tau_2, d_1 - 1, d_2) \leq u(\tau + z, \tau_2, d_1, d_2 - 1)$.

4) Case $d_1 \neq 1$ and $d_2 = 1$.

This is similar to the case $d_1 \neq 1$ and $d_2 \neq 1$ and is omitted here. \blacksquare