

Self-consistent model of a solid for the description of lattice and magnetic properties

T. Balcerzak^a, K. Szałowski^{a,*}, M. Jaščur^b

^a*Department of Solid State Physics, Faculty of Physics and Applied Informatics,
University of Łódź, ulica Pomorska 149/153, 90-236 Łódź, Poland*

^b*Department of Theoretical Physics and Astrophysics, Faculty of Science,
P. J. Šáfárik University, Park Angelinum 9, 041 54 Košice, Slovak Republic*

Abstract

In the paper a self-consistent theoretical description of the lattice and magnetic properties of a model system with magnetoelastic interaction is presented. The dependence of magnetic exchange integrals on the distance between interacting spins is assumed, which couples the magnetic and the lattice subsystem. The framework is based on summation of the Gibbs free energies for the lattice subsystem and magnetic subsystem. On the basis of minimization principle for the Gibbs energy, a set of equations of state for the system is derived. These equations of state combine the parameters describing the elastic properties (relative volume deformation) and the magnetic properties (magnetization changes).

The formalism is extensively illustrated with the numerical calculations performed for a system of ferromagnetically coupled spins $S=1/2$ localized at the sites of simple cubic lattice. In particular, the significant influence of the magnetic subsystem on the elastic properties is demonstrated. It manifests itself in significant modification of such quantities as the relative volume deformation, thermal expansion coefficient or isothermal compressibility, in particular, in the vicinity of the magnetic phase transition. On the other hand, the influence of lattice subsystem on the magnetic one is also evident. It takes, for example, the form of dependence of the critical (Curie) temperature and magnetization itself on the external pressure, which is thoroughly investigated.

Keywords: magnetoelastic coupling, ferromagnetism, thermodynamics of magnets, Curie temperature, magnetization, thermal expansion, isothermal compressibility

1. Introduction

Thermodynamics of magnetic solids is a subject of interest of solid state physicists since many years [1]. From the point of view of methodology, some analogy to systems described by the volume and pressure is exploited, namely the thermodynamic magnetic variables: magnetic field h and magnetization m correspond to the respective mechanical variables - pressure p and volume

*Corresponding author

Email addresses: t_balcerzak@uni.lodz.pl (T. Balcerzak), kszalowski@uni.lodz.pl (K. Szałowski)

V , considered at some temperature T (see for example Ref. [2]). Therefore, the magnetic equation of state involves three variables: h , m and T .

In majority of cases both the subsystems of solid state (magnetic and lattice one) are described separately, with no coupling between them. In such situation, the lattice-related properties of the magnetic solid are considered as fully independent on magnetic properties, leading to another equation of state interrelating p , V and T . However, this approach neglects the magnetoelastic interactions which occur between these subsystems. The simplest source of this kind of coupling is the fact that the magnetic exchange integral between magnetic moments depends on their mutual distance, thus is a volume-dependent quantity. The magnetoelastic interactions are basis for such effects as the magnetostriction and piezomagnetism, which are important from the point of view of possible applications. They are also responsible for sensitivity of any magnetic properties (for example, the critical temperature) to external pressure.

Among the literature concerning the studies of magneto-elastic interactions, many particular contributions can be mentioned. One of the subjects of intensive studies was compressible Ising model of various dimensionalities [3–12], including the diluted case [13, 14] and the quantum versions [15]. The studies involved also Heisenberg model [16–18] or spin glasses [19] or highly interesting frustrated magnetic systems [20–22]. Some of the results also incorporate magnetoelastic coupling into exactly solvable models [23–25]. In another approach, the pressure influence on the Curie temperature has been discussed [26, 27]. Also, an attempt has been undertaken aimed at describing the quantum phase transitions, triggered by the external pressure [28]. Among studies of specific materials, the example of EuTe can be mentioned, for which the influence of pressure on magnetic phase diagram has attracted both theoretical ([29–31]) and experimental [32] attention. It should be mentioned that one of the approaches to theoretical description of systems with magnetoelastic coupling is based on the Landau theory of phase transitions, which involves a semi-empirical expression for free energy [33, 34]. Some approaches involve the additional magnetoelastic terms in expressions for molecular field [35]. Another method, including structural transformations, was used in Monte Carlo studies of Refs. [36]. These approaches proved their usefulness in characterization of the magnetocaloric effect.

However, in spite of the existence and usefulness of various developed formalisms, there is still a room for fully microscopic approach, based on a full Hamiltonian and allowing to construct complete thermodynamic description of the system in question. Such a general theory, based on the statistical thermodynamic approach and capable of describing both interacting subsystems (lattice and magnetic one) in a complete, self-consistent way would be of a great value.

Motivated by this situation, the present paper is aimed at developing the method which will be suitable for the complete, fully consistent, statistical-thermodynamic description of the model solid state, with magnetoelastic interaction taken into account.

The key point is to obtain the Gibbs free-energy in the most general form, from which all the interesting thermodynamic quantities (both magnetic and non-magnetic ones), as well as the relationships between them, can be obtained. Employing the variational principle for the Gibbs energy, with respect to the volume and magnetization, the set of two coupled equations of state will be derived.

The method will enable calculations of the magnetic quantities, such as magnetization and Curie temperature in the presence of external pressure, as well as the non-magnetic (structural)

quantities, such as: volume, compressibility or thermal expansion in the magnetic field.

The paper is organized as follows: The theoretical approach will be presented in the next Section 2. Some complementary mathematical formalism concerning this Section will be included in the Appendices: Appendix A and Appendix B. In the Section 3 the results of numerical calculations will be presented in the figures and discussed. Finally, in the last Section 4 the summary will be presented and some conclusions will be drawn.

2. Theoretical model

The Gibbs free energy of a system is assumed in the form of:

$$G = G_V + G_m \quad (1)$$

where G_V and G_m are the Gibbs energies of non-magnetic (lattice) and magnetic subsystems, respectively.

2.1. Lattice subsystem

The Gibbs energy for non-magnetic subsystem is composed of the following parts:

$$G_V = F_\varepsilon + F_D + pV, \quad (2)$$

where F_ε is the elastic (static) energy, F_D is the vibrational (thermal) energy in Debye approximation and p is the external pressure.

The elastic energy can be found basing on the Morse potential [37–39]:

$$U(r) = D \left(1 - e^{-\alpha(r-r_0)/r_0} \right)^2 \quad (3)$$

which contains three fitting parameters: potential depth D , dimensionless asymmetry parameter α and the distance r_0 where the potential has its minimum.

For the crystals with cubic symmetry the interatomic distance r can be expressed in terms of the isotropic volume deformation ε , namely:

$$r = r_{j,0} (1 + \varepsilon)^{1/3} \quad (4)$$

where ε is defined by the equation:

$$V = V_0 (1 + \varepsilon) \quad (5)$$

and $V_0 = V(p = 0, T = 0)$ is the volume of non-deformed system at $p = 0$ and $T = 0$. $r_{j,0}$ in Eq.(4) is the interatomic distance between the central and j -th atom in non-deformed crystal.

It is convenient to shift the elastic potential by a constant value in order to set zero energy $F_\varepsilon(\varepsilon =$

0) = 0 for non-deformed crystal. Then, for N atoms in a sample, the elastic energy can be written as a sum over all interacting pairs:

$$F_\varepsilon = \frac{N}{2} D \sum_j \left\{ \left[1 - e^{-\alpha \left(\frac{r_{j0}}{r_0} (1+\varepsilon)^{1/3} - 1 \right)} \right]^2 - \left[1 - e^{-\alpha \left(\frac{r_{j0}}{r_0} - 1 \right)} \right]^2 \right\} \quad (6)$$

The summation accounts for the long-range interactions in the Morse potential. The sum in Eq.(6) can be performed over the coordination zones with radius $r_{k,0}$ and coordination numbers z_k . Thus, we present Eq.(6) in the form of:

$$F_\varepsilon = \frac{N}{2} D \sum_k z_k \left\{ \left[1 - e^{-\alpha \left(\frac{r_{1,0}}{r_0} \frac{r_{k,0}}{r_{1,0}} (1+\varepsilon)^{1/3} - 1 \right)} \right]^2 - \left[1 - e^{-\alpha \left(\frac{r_{1,0}}{r_0} \frac{r_{k,0}}{r_{1,0}} - 1 \right)} \right]^2 \right\} \quad (7)$$

where $r_{k,0}/r_{1,0}$ and z_k can be found numerically for given crystallographic structure. The equilibrium nearest-neighbour (NN) normalized distance $\frac{r_{1,0}}{r_0}$ will be determined later from the minimum of the total energy. The expression (7) is then convenient for use for arbitrary isotropic deformation ε .

The elastic energy is a source of static pressure:

$$\begin{aligned} p_\varepsilon &= - \left(\frac{\partial F_\varepsilon}{\partial V} \right)_T = - \frac{1}{V_0} \left(\frac{\partial F_\varepsilon}{\partial \varepsilon} \right)_T = \\ &= - \frac{1}{3} \frac{N}{V_0} D \alpha \frac{r_{1,0}}{r_0} \sum_{k=1} z_k \frac{r_{k,0}}{r_{1,0}} \left[1 - e^{-\alpha \left(\frac{r_{1,0}}{r_0} \frac{r_{k,0}}{r_{1,0}} (1+\varepsilon)^{1/3} - 1 \right)} \right] \frac{e^{-\alpha \left(\frac{r_{1,0}}{r_0} \frac{r_{k,0}}{r_{1,0}} (1+\varepsilon)^{1/3} - 1 \right)}}{(1+\varepsilon)^{2/3}}, \end{aligned} \quad (8)$$

which, together with other pressure contributions, keeps the system in equilibrium.

The vibrational energy is taken in the Debye approximation and its form can appear in two variants: for low temperatures only, and in the whole temperature range. In the low temperature limit the free energy is given by the formula [40]:

$$F_D = N \left[\frac{9}{8} k_B T_D - \frac{1}{5} \pi^4 k_B T \left(\frac{T}{T_D} \right)^3 \right]. \quad (9)$$

The Debye temperature T_D is volume-dependent and can be presented in the approximate form [41]:

$$T_D = T_D^0 e^{(\gamma_D^0 - \gamma_D)/q} = T_D^0 e^{\gamma_D^0 [1 - (1+\varepsilon)^q]/q} \quad (10)$$

where the Grüneisen parameter γ_D is given by [42]:

$$\gamma_D = - \frac{V}{T_D} \left(\frac{\partial T_D}{\partial V} \right)_T = \gamma_D^0 (1 + \varepsilon)^q. \quad (11)$$

T_D^0 and γ_D^0 are the Debye temperature and Grüneisen parameter, respectively, which are taken at $T = 0$ and $p = 0$. It has been shown that for the Morse potential the Grüneisen parameter γ_D^0 can be expressed as [43]:

$$\gamma_D^0 = (3\alpha - 2) / 6, \quad (12)$$

which, via elastic potential parameters, introduces anharmonicity to the Debye model. The Debye energy (Eq.(9)) gives rise to the vibrational pressure for low temperatures:

$$p_D = -\left(\frac{\partial F_D}{\partial V}\right)_T = 3\frac{N}{V_0}k_B T_D \gamma_D \left[\frac{3}{8} + \frac{1}{5}\pi^4 \left(\frac{T}{T_D}\right)^4\right] \frac{1}{1+\varepsilon} \quad (13)$$

where T_D is given by Eq.(10), and $(\partial T_D/\partial V)_T$ is expressed on the basis of Eq.(11). In general, for any temperature, the vibration energy can be found from the formula [44]:

$$F_D = N \left[\frac{9}{8}k_B T_D + 3k_B T \ln(1 - e^{-y_D}) - 3k_B T \frac{1}{y_D^3} \int_0^{y_D} \frac{y^3}{e^y - 1} dy \right]. \quad (14)$$

where $y_D = T_D/T$.

Such energy gives the following vibrational pressure:

$$p_D = -\left(\frac{\partial F_D}{\partial V}\right)_T = 9\frac{N}{V_0}k_B T_D \gamma_D \left[\frac{1}{8} + \frac{1}{y_D^4} \int_0^{y_D} \frac{y^3}{e^y - 1} dy \right] \frac{1}{1+\varepsilon} \quad (15)$$

It can be noted that the integral in Eqs.(14) and (15) can be calculated for $T > T_D/(2\pi)$ by the approximate method (as in Ref.[40]) using Bernoulli series. On the other hand, for the whole temperature range the integral can be calculated either by the direct numerical integration, or by the exact method as, for instance, presented in Ref.[45], using special functions. In the exact method one can use the following formula [46] (see Appendix A):

$$\begin{aligned} \int_0^{y_D} \frac{y^3}{e^y - 1} dy &= \frac{1}{15}\pi^4 - 3! \sum_{k=0}^3 \text{Li}_{4-k}(e^{-y_D}) \frac{y_D^k}{k!} \\ &= \frac{1}{15}\pi^4 + y_D^3 \ln(1 - e^{-y_D}) \\ &\quad - 3y_D^2 \text{Li}_2(e^{-y_D}) - 6y_D \text{Li}_3(e^{-y_D}) - 6\text{Li}_4(e^{-y_D}), \end{aligned} \quad (16)$$

where $\text{Li}_s(z) = \sum_{k=1}^{\infty} z^k/k^s$ is the polylogarithm of order s and argument z , extended by the process of analytic continuation. Substitution of the above formula into Eqs.(14) and (15) leads to the expressions:

$$\begin{aligned} F_D &= N \left\{ \frac{9}{8}k_B T_D - \frac{1}{5}\pi^4 k_B T \frac{1}{y_D^3} \right. \\ &\quad \left. + 9k_B T \frac{1}{y_D} \left[\text{Li}_2(e^{-y_D}) + \frac{2}{y_D} \text{Li}_3(e^{-y_D}) + \frac{2}{y_D^2} \text{Li}_4(e^{-y_D}) \right] \right\}, \end{aligned} \quad (17)$$

and

$$\begin{aligned} p_D &= 3\frac{N}{V_0}k_B T_D \gamma_D \left\{ \frac{3}{8} + \frac{1}{5}\pi^4 \frac{1}{y_D^4} + \frac{3}{y_D} \ln(1 - e^{-y_D}) \right. \\ &\quad \left. - \frac{9}{y_D^2} \left[\text{Li}_2(e^{-y_D}) + \frac{2}{y_D} \text{Li}_3(e^{-y_D}) + \frac{2}{y_D^2} \text{Li}_4(e^{-y_D}) \right] \right\} \frac{1}{1+\varepsilon}. \end{aligned} \quad (18)$$

It is interesting to note that the above equations (17) and (18) present a generalization of the corresponding equations (9) and (13), known from conventional low-temperature approximation for the Debye model. The last formulas are valid for arbitrary temperature, including $T \rightarrow 0$ limit, which can be proved on the basis of the relation: $\lim_{|z| \rightarrow 0} \text{Li}_s(z) = z$.

2.2. Magnetic subsystem

As far as the magnetic free energy is concerned, its simplest form follows from the Molecular Field Approximation (MFA) which we apply here for arbitrary spin S and the long-range exchange interactions. The magnetic Gibbs energy is then given by [47]:

$$G_m = -Nk_B T \ln \left\{ \frac{\sinh \left[\frac{2S+1}{2} \beta \left(m \sum_k J_k z_k + h \right) \right]}{\sinh \left[\frac{1}{2} \beta \left(m \sum_k J_k z_k + h \right) \right]} \right\} + \frac{N}{2} m^2 \sum_k J_k z_k, \quad (19)$$

where m is on-site magnetization, h stands for the external magnetic field and z_k is the number of spins on the k -th coordination zone. The exchange integral $J_k = J(r_k)$ is the exchange integral for the k -th zone of radius r_k . In the present formulation we assume the ferromagnetic coupling, i.e. $J(r) > 0$ to deal with a magnetic system which does not need to be subdivided into magnetic sublattices, so that the values of magnetization m are equal at every lattice site.

We can relate the distance dependence of the exchange integral to the volume dependence via formulas based on Eq.(4), namely:

$$\begin{aligned} r_{1,C} &= r_{1,0} (1 + \varepsilon_C)^{1/3} \\ r_k &= r_{k,0} (1 + \varepsilon)^{1/3} \end{aligned} \quad (20)$$

where $r_{k,0}$ is the radius of k th coordination zone in non-perturbed system, when $p = 0$, $h = 0$, and $T = 0$. This notation is in agreement with Eqs.(7) and (8), and ε_C corresponds here to the volume deformation at $p = 0$, $h = 0$, and critical (Curie) temperature $T = T_C$. The constant deformation parameter ε_C will be determined later.

It should be strongly emphasized that the values of exchange integrals J_k are lattice deformation-dependent, what couples the magnetic and lattice subsystems.

The first equation of state can be derived from the minimum condition for the total Gibbs energy (1) with respect to m treated as a variational parameter:

$$\frac{\partial G}{\partial m} = 0. \quad (21)$$

This condition yields the relationship:

$$m = S B_S \left[S \beta \left(m \sum_k J_k z_k + h \right) \right], \quad (22)$$

where $S B_S(Sx)$ is the Brillouin function:

$$S B_S(Sx) = \frac{2S+1}{2} \coth\left(\frac{2S+1}{2}x\right) - \frac{1}{2} \coth\left(\frac{x}{2}\right). \quad (23)$$

From the free energy (19), the magnetic contribution to the pressure can be found:

$$p_m = -\left(\frac{\partial G_m}{\partial V}\right)_T = \frac{1}{2} \frac{N}{V_0} m^2 \sum_k \frac{\partial J_k}{\partial \epsilon} z_k. \quad (24)$$

The derivative of the exchange integral with respect to the relative deformation yields:

$$\frac{\partial J_k}{\partial \epsilon} = \frac{\partial J(r_k/r_{1,C})}{\partial \epsilon} = \frac{\partial J(r_k/r_{1,C})}{\partial(r_k/r_{1,C})} \frac{1}{r_{1,C}} \frac{\partial r_k}{\partial \epsilon} = \frac{1}{3(1+\epsilon)^{2/3}(1+\epsilon_C)^{1/3}} \frac{r_{k,0}}{r_{1,0}} \frac{\partial J(r_k/r_{1,C})}{\partial(r_k/r_{1,C})}. \quad (25)$$

For brevity we denote $\frac{\partial J(r_k/r_{1,C})}{\partial(r_k/r_{1,C})} = J'_k$ and finally we obtain:

$$p_m = -\left(\frac{\partial G_m}{\partial V}\right)_T = \frac{1}{6} \frac{N}{V_0} m^2 \frac{1}{(1+\epsilon)^{2/3}(1+\epsilon_C)^{1/3}} \sum_k \frac{r_{k,0}}{r_{1,0}} J'_k z_k. \quad (26)$$

The second equation of state results from the analogous minimum condition with respect to variable ϵ :

$$\frac{\partial G}{\partial \epsilon} = 0, \quad (27)$$

which leads to the relationship:

$$p_\epsilon + p_D + p_m = p. \quad (28)$$

In Eq.(28) p is the external pressure, and p_ϵ , p_D , and p_m are given by Eq.(8), Eq.(13) for low temperatures only or Eq.(18) for arbitrary temperature, and Eq.(26), respectively.

From Eq.(22) the phase transition (Curie) temperature can be found, when we put $h = 0$ and $m \rightarrow 0$:

$$k_B T_C = \frac{S(S+1)}{3} \sum_k J_k z_k, \quad (29)$$

where it should be remembered that the values of the exchange integrals J_k should be taken at the appropriate relative deformation $\epsilon = \epsilon(m=0, p)$. In particular case, when $p = 0$, then $\epsilon = \epsilon_C$.

Equations of state can be first analysed for $p = 0$, $h = 0$, and two characteristic temperatures: $T = T_C$ and $T = 0$. For $T \rightarrow T_C$ the magnetic pressure p_m vanishes on the basis of Eq.(26), and from Eq.(28) we get:

$$p_\epsilon + p_D = 0, \quad (30)$$

where p_D is given by Eq.(18), and the Curie temperature in Eq.(30) is taken from the formula (29) for $p = 0$. Thus, Eq.(30) takes the form of:

$$\frac{1}{3} \frac{D}{k_B T_D^0} \alpha \frac{r_{1,0}}{r_0} \sum_k z_k \frac{r_{k,0}}{r_{1,0}} \left[1 - e^{-\alpha \left(\frac{r_{1,0}}{r_0} \frac{r_{k,0}}{r_{1,0}} (1+\epsilon_C)^{1/3} - 1 \right)} \right] \frac{e^{-\alpha \left(\frac{r_{1,0}}{r_0} \frac{r_{k,0}}{r_{1,0}} (1+\epsilon_C)^{1/3} - 1 \right)}}{(1+\epsilon_C)^{2/3}} =$$

$$3 \frac{T_D}{T_D^0} \gamma_D \left\{ \frac{3}{8} + \frac{1}{5} \pi^4 \frac{1}{y_D^4} + \frac{3}{y_D} \ln(1 - e^{-y_D}) - \frac{9}{y_D^2} \left[\text{Li}_2(e^{-y_D}) + \frac{2}{y_D} \text{Li}_3(e^{-y_D}) + \frac{2}{y_D^2} \text{Li}_4(e^{-y_D}) \right] \right\} \frac{1}{1 + \epsilon_C} \quad (31)$$

whereas $T = T_C$ for $p = 0$, and T_D and γ_D are taken at $\epsilon = \epsilon_C$.

In turn, for $T = 0$ and $h = 0$, from Eq.(22) we obtain $m = S$, independently on J_k . Then, the magnetic pressure amounts to:

$$p_m = \frac{1}{6} \frac{N}{V_0} S^2 \frac{1}{(1 + \epsilon_C)^{1/3}} \sum_k \frac{r_{k,0}}{r_{1,0}} J'_k z_k, \quad (32)$$

where for $p = 0$ and $T = 0$ we assume $\epsilon = 0$. Lack of deformation also simplifies the expressions for p_ϵ (Eq.(8)) and p_D (Eq.(13) or (18)). Thus, the equation (28) takes the following form in the ground state:

$$\frac{1}{3} \frac{D}{k_B T_D^0} \alpha \frac{r_{1,0}}{r_0} \sum_k z_k \frac{r_{k,0}}{r_{1,0}} \left[1 - e^{-\alpha \left(\frac{r_{1,0}}{r_0} \frac{r_{k,0}}{r_{1,0}} - 1 \right)} \right] e^{-\alpha \left(\frac{r_{1,0}}{r_0} \frac{r_{k,0}}{r_{1,0}} - 1 \right)} - \frac{1}{6} \frac{1}{k_B T_D^0} S^2 \frac{1}{(1 + \epsilon_C)^{1/3}} \sum_k \frac{r_{k,0}}{r_{1,0}} J'_k z_k = \frac{9}{8} \gamma_D^0. \quad (33)$$

From the set of those two equations of state, (31) and (33), the constant deformation parameter ϵ_C and the equilibrium NN distance, i.e., $r_{1,0}/r_0$ ratio, can simultaneously be determined. Knowledge of these two constants enables further calculations based on the general equations of state (22) and (28), for arbitrary temperature T , external pressure p and magnetic field h .

A case of special interest is the one with magnetic interactions limited to nearest-neighbours only. Moreover, the interaction can be assumed to follow the power law as a function of the distance between nearest-neighbour spins. Let us mention that such a form of the distance dependence of exchange integral has been found experimentally for example in neutron scattering studies of magnetic semiconductors [48, 49]. The specific form of the appropriate equations for that case is presented in detailed form in Appendix B.

3. Numerical results and discussion

In order to illustrate our formalism for general ferromagnetic system, we have selected a model solid based on the three-dimensional simple cubic (sc) lattice. Each lattice site carries localized spin $S = 1/2$ and nearest-neighbour spins interact ferromagnetically, with the exchange coupling energy varying with the interspin distance according to a power law. This is exactly the case described in Appendix B. In the present section we discuss the extensive calculations of magnetic and lattice-related properties for the described model. The calculations are based on a pair of equations of state given by Eqs. 31 and B.7. It should be stressed that, prior to calculations based on equations 28 and B.7, the parameters $r_{1,0}/r_0$ and ϵ_C have to be determined from the equations 31 and B.6. Regarding elastic interactions the summation over the coordination zones of the sc lattice

in Eq. 28 and 31 is truncated at $k_{max} = 335$, corresponding to the radius of 20 lattice constants; it was verified that such a selection leads to fully convergent calculations and further increase in k_{max} does not influence the results.

For the purpose of numerical calculations, the dimensionless, reduced quantities are used and the energy scale is set by the quantity $k_B T_D^0$ (where T_D^0 is the Debye temperature taken at $T = 0$, $p = 0$ and $h = 0$). As an example, let us note the dimensionless pressure $(V_0/N) (p / (k_B T_D^0))$. The Morse potential parameters α and D were varied throughout the calculations, while the constant parameter $q = 1$, occurring in Eq. 11, was accepted. The exponent in the power law for the NN exchange integral was chosen as $n = 6$.

Let us commence the discussion of the results from the magnetic characteristics of the studied system.

One of the most crucial characteristics of the ferromagnet is its Curie temperature, which, in our approach, can be determined from the Eq. 29. We make an assumption that the reference value of the NN exchange integral is the value at Curie temperature and zero external pressure, i.e. $J = J_1 (T = T_C, p = 0)$. Such a normalization is justified in the following manner: the usual way of determination of exchange integral involves the measurement of the Curie temperature and further application of the relation between this quantity and exchange integral (often a MFA formula is utilized, given in our paper by Eq. B.8, which is a linear dependence). In such a procedure the exchange integral is naturally determined at Curie temperature with p neglected, so that we decided to use it as a reference value. The value of the Curie temperature can be then conveniently normalized to the characteristic temperature T_D^0 .

In Fig. 1 we present the dependence of the normalized Curie temperature on the external pressure, plotted for the normalized exchange NN integral $J / (k_B T_D^0) = 1.0$. The dependence in main panel is plotted for three representative values of the parameter D , which describes the depth of the Morse potential (see Eq. 3). For the external pressure equal to 0, the normalized Curie temperature value of 1.5 is reached, regardless of the Morse potential parameters, which is the classical MFA result. This confirms the fact that the reference value of the exchange integral is the value reached at zero pressure and at the Curie temperature.

It can be generally noticed that the Curie temperature is an increasing function of the external pressure. Such dependence is the sign of coupling between magnetic and lattice subsystems (as the exchange energy decreases with increasing interatomic distance). The form of the dependence is sensitive to the parameter D , as the deeper Morse potential reduces the influence of the pressure on the Curie temperature. On the other hand, relatively shallow lattice potential increases the sensitivity of T_C to pressure, making the dependence weakly non-linear, while this non-linearity vanishes for larger D . The inset in Fig. 1 presents the pressure dependence of critical temperature for two values of parameter α describing the asymmetry of the Morse potential (see Eq. 3) for relatively shallow potential well characterized by $D / (k_B T_D^0) = 10.0$. It can be observed that for more asymmetric potential the sensitivity of the Curie temperature to pressure changes is reduced.

The importance of indicating the conditions at which the reference exchange integral is determined can be justified on the basis of Fig. 2, which presents the dependence of the normalized NN exchange integral on the temperature for various external pressures. For the purpose of illustration, the relatively shallow Morse potential with $D / (k_B T_D^0) = 10.0$ was selected. The normalized value

of J is equal to 1 at zero pressure and Curie temperature $1.5T_D^0$. The noticeable variability of J as a function of pressure can be seen, with a characteristic kink at critical temperature. The dependence of J on the temperature can be related to the temperature dependence of the relative deformation ϵ via Eq. B.2, which dependence will be shown and discussed in Fig. 8. The exchange integral is a decreasing function of interatomic distance, so that thermal expansion reduces the value of J .

The variability of the Curie temperature under the influence of the external pressure can be followed also in Fig. 3 presenting the temperature dependence of magnetization for various values of external pressure. The effect of shifting the Curie temperature by the pressure is clearly visible (see also Fig. 1). For various pressures, the dependences $m(T)$ remain monotonous and the change of magnetization due to the pressure changes is weakest close to the zero temperature (i.e. close to magnetic saturation). The effect of the pressure on the magnetization close to the Curie point will be separately shown in Fig. 4.

It is also interesting to analyse the changes of the shape of $m(T)$ dependence under the influence of magnetoelastic interaction. The temperature dependence of the exchange integral J_1 implies also that the shape of the temperature dependence of magnetization, i.e. the function $m(T)$, is modified due to the coupling to the lattice. This is because in the second equation of state (Eq. B.7) we deal with the temperature-dependent values of J_1 . These effects are traced in the inset to Fig. 3, which presents the difference between magnetization calculated for $p = 0$ within the present model and the predictions of MFA with no magnetoelastic coupling. It is visible that the magnetization is slightly increased by the presence of the mentioned coupling and that the differences rise with the temperature and then drops close to the Curie temperature. For zero pressure the differences are rather limited (however, close to the Curie point, where the magnetization is small itself, the relative difference can become significant). It should be stressed that the differences are smallest for zero pressure. The dependence $m(T)$ without magnetoelastic coupling is completely insensitive to external pressure. Therefore, the differences between the curve plotted for $p = 0$ and the lines depicting the functions for $p \neq 0$ seen in the main plot in Fig. 3 are quite significant.

The temperature changes of magnetization are fastest in the vicinity of Curie temperature, for $T < T_C$. The variation of the Curie temperature with pressure owing to coupling between magnetic and lattice system is therefore capable of causing the high sensitivity of magnetization to pressure at constant temperature close to the critical one. Such an effect is illustrated in Fig. 4, where pressure dependence of m is plotted for several constant temperatures. Each of these temperatures corresponds to a Curie point for some pressure (compare with Fig. 1 showing that Curie temperature is an increasing function of the pressure). At given temperature, for pressures lower than that required to reach a Curie point, the magnetization is equal to 0, since the system is in paramagnetic phase. The increase of pressure causes reaching the Curie point and a second-order, continuous transition to ferromagnetic ordering takes place. Further increase of pressure corresponds to the situation when the Curie temperatures are higher than the given temperature, so that the magnetization rises gradually. In this way, a continuous phase transition under isothermal conditions can take place, with pressure being a control parameter.

It is worth particular emphasis that not only the lattice subsystem influences the magnetic characteristics. Also the magnetic subsystem has a significant effect on non-magnetic properties.

Let us, therefore, discuss the lattice, mechanical properties of the studied system. The deformation of the system is described with the parameter ϵ , which is temperature- and pressure-

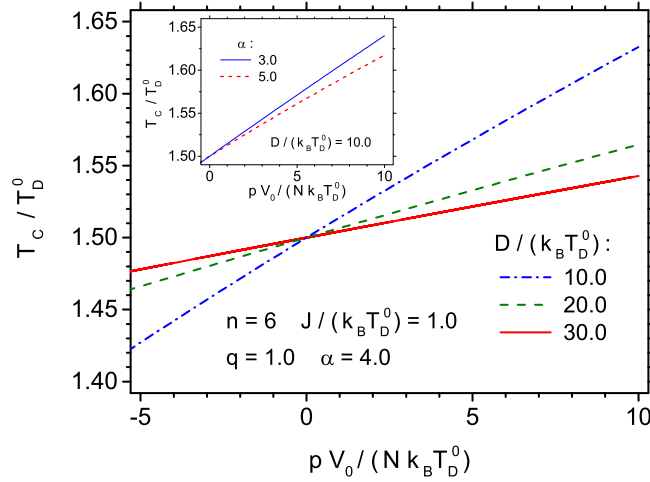


Figure 1: Reduced Curie temperature of the system T_C/T_D^0 as a function of the reduced pressure $pV_0/(Nk_B T_D^0)$, for various values of normalized parameter $D/(k_B T_D^0)$ describing the depth of the Morse potential (main plot) and for various values of the asymmetry parameter α for Morse potential (inset).

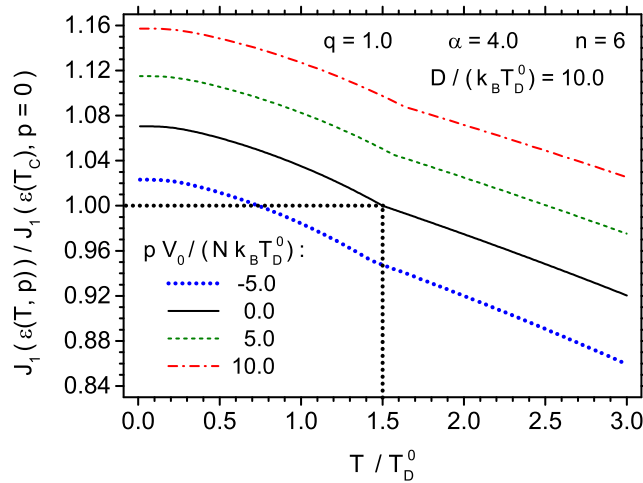


Figure 2: Exchange integral between nearest neighbours normalized to its value at pressure $p = 0$ and temperature equal to the critical temperature, as a function of the reduced temperature T/T_D^0 . The calculations are performed for various reduced pressures $pV_0/(Nk_B T_D^0)$. The kinks correspond to Curie temperatures.

dependent. In Fig. 5 the isotherms for various temperatures can be followed, i.e. the pressure dependence of the relative deformation ϵ at constant temperatures. The plot compares the results obtained in the absence of magnetism (dashed lines) and in the presence of magnetic subsystem with $J/(k_B T_D^0) = 1.0$ (solid lines). It can be generally concluded that the low-temperature

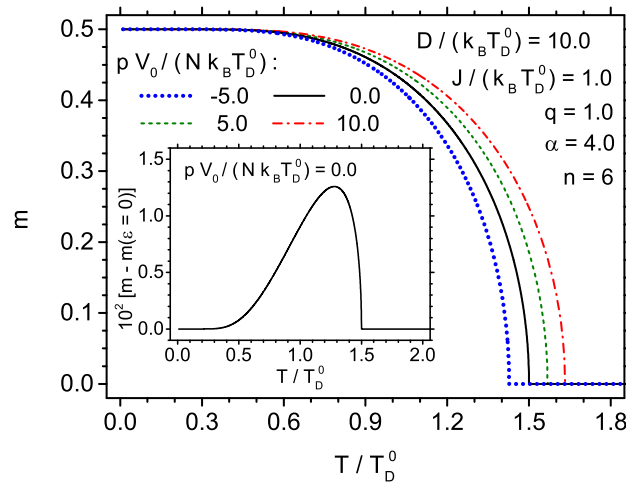


Figure 3: Magnetization as a function of the reduced temperature T/T_D^0 , for various reduced pressures $pV_0/(Nk_B T_D^0)$ (main plot). Difference in magnetizations calculated for zero pressure within present model and in the absence of magnetoelastic coupling as a function of the reduced temperature T/T_D^0 (inset).

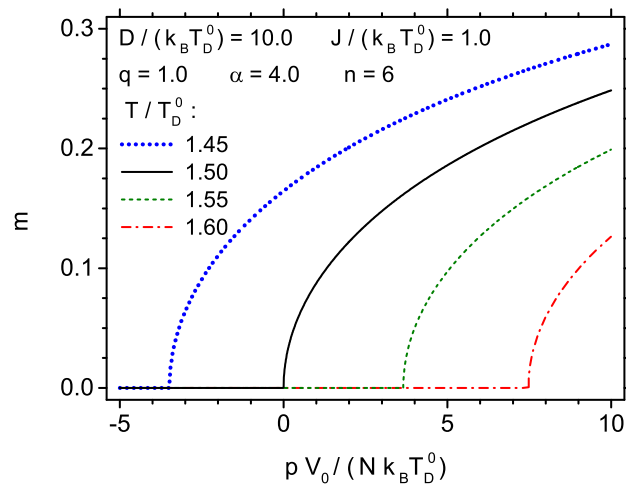


Figure 4: Magnetization as a function of the reduced pressure $pV_0/(Nk_B T_D^0)$, for various reduced temperatures T/T_D^0 close to the Curie temperature of the system.

isotherms are insensitive to the presence of magnetism and magnetoelastic coupling (especially the one for zero temperature). The increase in temperature makes the $\epsilon(p)$ dependence more sensitive to the presence of the coupled magnetic subsystem, as the relative deformation in the same conditions is higher for $J > 0$. The isotherms possess slightly non-linear, convex character.

It is also highly interesting to follow the temperature dependence of relative deformation. Such

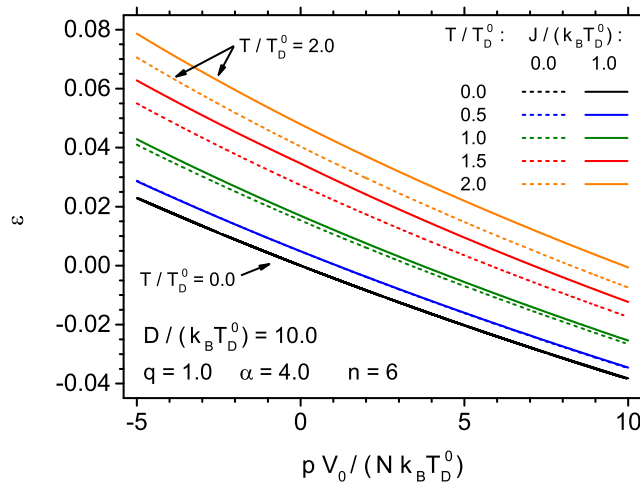


Figure 5: Isotropic volume deformation ε as a function of the reduced pressure $pV_0/(Nk_B T_D^0)$ for various reduced temperatures T/T_D^0 . Dashed lines show the calculations performed in the absence of magnetic interactions, for $J/(k_B T_D^0) = 0.0$; solid lines show the calculations performed in the presence of magnetic interactions, for $J/(k_B T_D^0) = 1.0$.

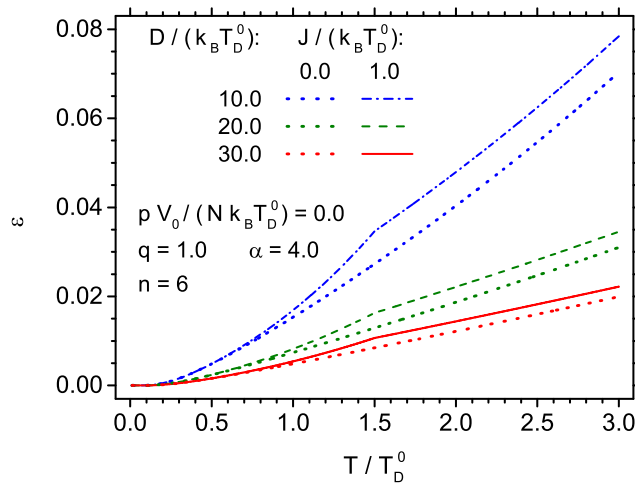


Figure 6: Isotropic volume deformation ε as a function of reduced temperature T/T_D^0 . Dotted lines show the calculations performed in the absence of magnetic interactions, for $J/(k_B T_D^0) = 0.0$; other lines show the calculations performed in the presence of magnetic interactions, for $J/(k_B T_D^0) = 1.0$. Various values of normalized parameter $D/(k_B T_D^0)$ describing the depth of the Morse potential were accepted. The kinks correspond to Curie temperatures.

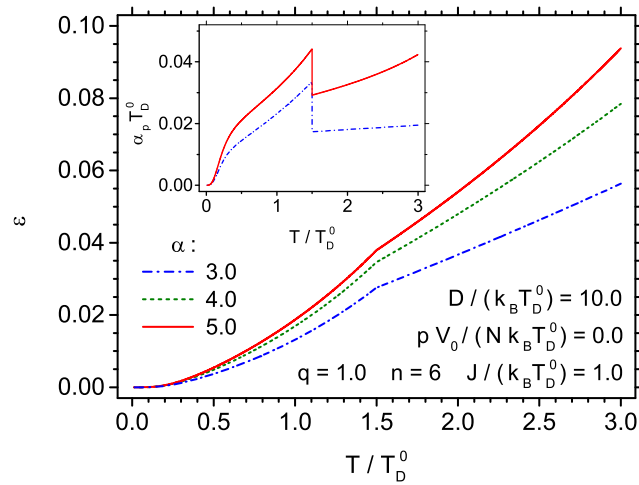


Figure 7: Isotropic volume deformation ε as a function of reduced temperature T/T_D^0 for various values of parameter α describing the asymmetry of the Morse potential (main plot). Reduced thermal expansion coefficient $\alpha_p T_D^0$ as a function of reduced temperature T/T_D^0 , for various values of parameter α (inset). The kinks and discontinuous jumps correspond to the Curie temperatures.

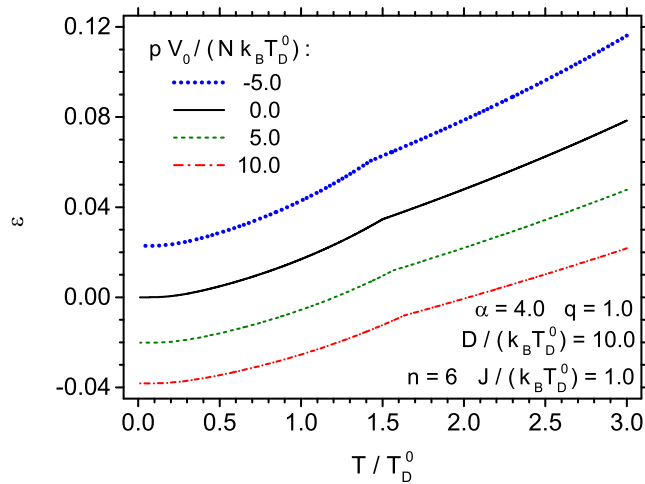


Figure 8: Isotropic volume deformation ε as a function of the reduced temperature T/T_D^0 for various reduced external pressures $pV_0/(Nk_B T_D^0)$, in the presence of magnetic interactions with $J/(k_B T_D^0) = 1.0$. The kinks correspond to the Curie temperature.

data are shown in Fig. 6, where the dependence $\varepsilon(T)$ is plotted for zero pressure. Various depths of the Morse potential are adopted and the data are collected to contrast the behaviour for the absence of magnetism (dotted lines) and in the presence of $J/(k_B T_D^0) = 1.0$ (remaining lines). First, it is

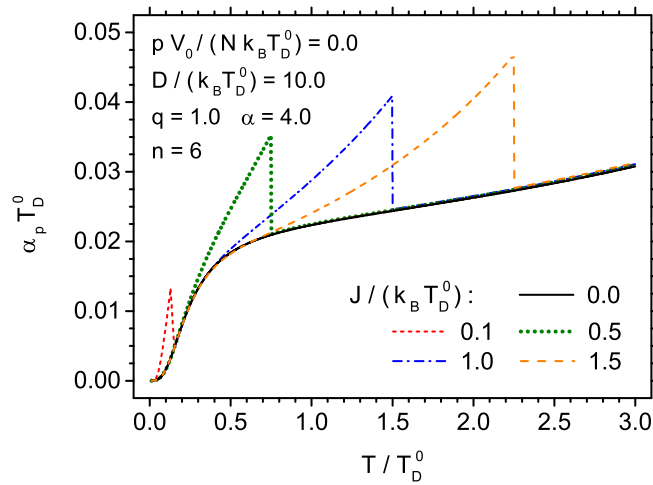


Figure 9: Reduced thermal expansion coefficient as a function of reduced temperature T/T_D^0 , for various exchange integrals $J/(k_B T_D^0)$, at pressure equal to 0. The discontinuous jumps occur at the Curie temperature. The solid line shows the results obtained in the absence of magnetic interactions.

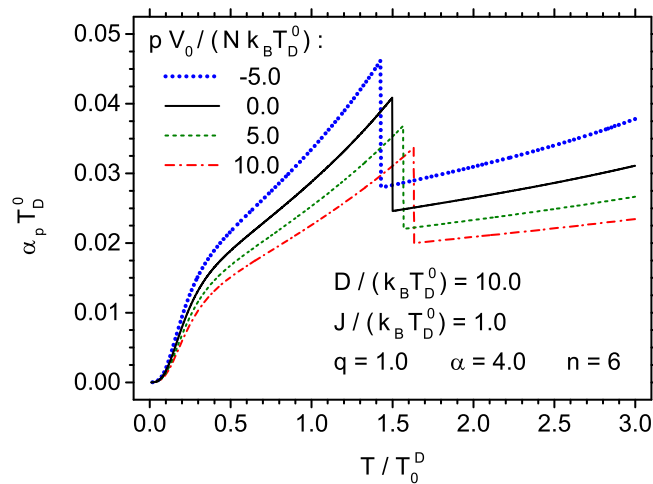


Figure 10: Reduced thermal expansion coefficient as a function of reduced temperature T/T_D^0 , for various reduced pressures $pV_0/(Nk_B T_D^0)$. The discontinuous jumps occurs at the Curie temperature.

visible once more that the relative deformation in the presence of magnetism is larger than in the absence of it and the difference decreases when the Morse potential becomes deeper. At the lines plotted for $J/(k_B T_D^0) = 1.0$ a kink can be observed close to $T/T_D^0 = 1.5$. The position of the kink corresponds to the Curie temperature (see Fig. 1) of the system and separates the low-temperature ferromagnetic phase and high-temperature nonmagnetic phase. It can be seen that for $T > T_C$ the

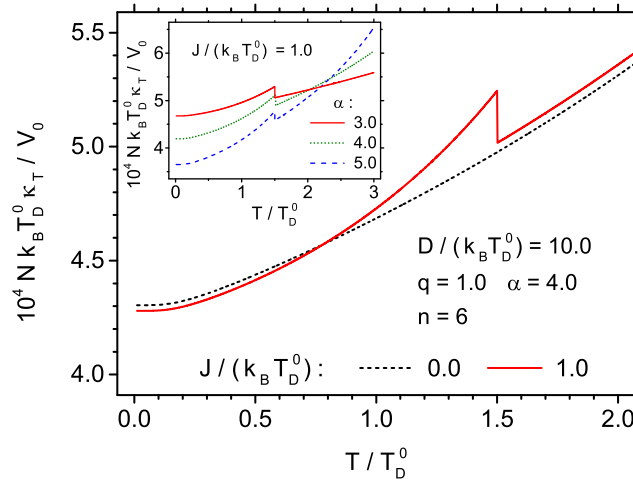


Figure 11: Reduced isothermal compressibility as a function of reduced temperature T/T_D^0 . Dashed line shows the calculations performed in the absence of magnetic interactions, for $J/(k_B T_D^0) = 0.0$; solid line shows the calculations performed in the presence of magnetic interactions, for $J/(k_B T_D^0) = 1.0$ (main plot). Reduced isothermal compressibility as a function of reduced temperature T/T_D^0 for various values of the asymmetry parameter α for Morse potential (inset). The discontinuous jumps occurs at the Curie temperature.

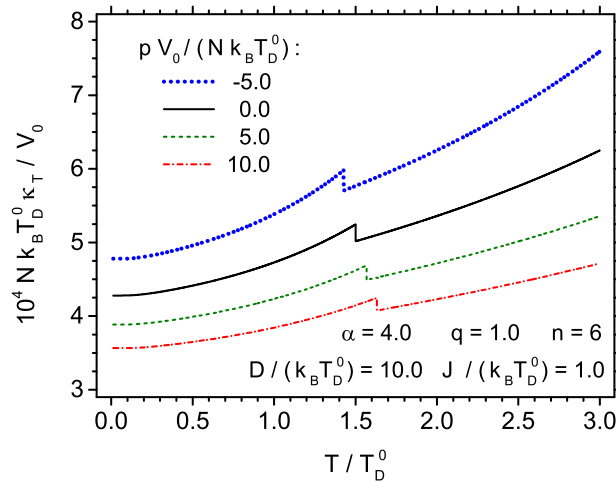


Figure 12: Reduced isothermal compressibility as a function of reduced temperature T/T_D^0 , for various reduced pressures $pV_0/(Nk_B T_D^0)$. The discontinuous jumps occur at the Curie temperature.

shapes of the dependencies for $J = 0$ and for $J > 0$ are the same and the lines seem shifted in vertical direction. The larger depth of the Morse potential (parametrized by D) implies the smaller increase in relative deformation under the influence of the temperature, which effect can also be

followed in Fig. 6.

Another microscopic parameter which influences the lattice-related properties of a solid is the parameter α capturing the asymmetry of the Morse potential. Its effect on the temperature dependence of relative deformation is shown in Fig. 7 (main plot). It can be stated that more symmetric potential (with lower α) reduces the volume changes under the influence of the temperature. In the inset the reduced thermal expansion coefficient at constant pressure, $\alpha_p = \frac{1}{V} \left(\frac{\partial V}{\partial T} \right)_p$, is shown in the dimensionless form of $\alpha_p T_D^0$.

The influence of pressure on the relative deformation is presented in Fig. 8, where the temperature dependences of ϵ are plotted for various external pressures, both positive and negative ones. Let us note that for $p = 0$ the relative deformation is equal to ϵ_C at $T = 0$. It can be observed that the external pressure tends to shift the whole dependence $\epsilon(T)$ almost vertically. Some changes in the position of the kink occurring at the Curie temperature can be seen, corresponding to the pressure dependence of Curie temperature (see Fig. 1).

A crucial response function defining the properties of the solid is thermal expansion coefficient. This response function is defined as $\alpha_p = \frac{1}{V} \left(\frac{\partial V}{\partial T} \right)_p$, which can be also conveniently written as $\alpha_p = \frac{1}{1+\epsilon} \left(\frac{\partial \epsilon}{\partial T} \right)_p$. For the purpose of our further studies, the dimensionless quantity $\alpha_p T_D^0$ can be introduced. As a derivative of deformation, the thermal expansion coefficient is much more sensitive to the influence of magnetic subsystem than $\epsilon(T)$ dependence itself.

First, the dependence of the dimensionless thermal expansion coefficient on the temperature can be followed. In Fig. 9 this quantity is plotted for various exchange integrals characterizing interspin interactions. In particular, the case of $J = 0$ corresponds to lack of magnetic properties. In such case the coefficient α_p reaches the zero value at zero temperature and then monotonously increases. In the whole range of temperatures α_p behaves continuously. The situation changes when the interaction with the magnetic subsystem is introduced by setting $J > 0$. It is clearly visible that this interaction results in much faster increase of α_p in the low-temperature range, with a maximum value reached at the Curie point. At this point a discontinuity of thermal expansion coefficient occurs and the values for temperatures $T > T_C$ follow the behaviour observed for $J = 0$. It must be emphasized that the values of α_p in the vicinity of the Curie point (for $T < T_C$) exceed the appropriate values for $J = 0$ even by a factor of two. This proves the profound effect of coupling between magnetic and lattice system on thermal expansion.

The example of the importance of the Morse potential parameters on behaviour of α_p can be followed in the inset in Fig. 7. The less symmetric Morse potential results in higher values of the thermal expansion coefficient themselves; moreover, the changes of α_p in the vicinity of the Curie point are more pronounced vs. temperature.

It is also interesting to study the effect of the external pressure on the temperature dependence of thermal expansion coefficient, what is possible on the grounds of Fig. 10. It is evident the the positive (compressive) pressure reduces the value of α_p both for temperatures below and above Curie point. Also it tends to reduce the discontinuous jump of α_p at Curie temperature. It should be noted that the external pressure also shifts the Curie temperature itself (compare with Fig. 1), what is seen in Fig. 10 as a shift in the discontinuity point. By comparison of Fig. 10 and Fig. 8, once more it can be stated that the derivative quantity α_p is much more sensitive to the detailed changes than the function $\epsilon(T)$ itself.

Another important quantity characterizing the volume response to changes of external pressure is the isothermal compressibility, which is defined as $\kappa_T = -\frac{1}{V} \left(\frac{\partial V}{\partial p} \right)_T$ and can be conveniently written in the form: $\kappa_T = -\frac{1}{1+\epsilon} \left(\frac{\partial \epsilon}{\partial p} \right)_T$. In our considerations the dimensionless quantity is $Nk_B T_D^0 \kappa_T / V_0$.

In Fig. 11 (main plot) we compare the dependence of κ_T on the temperature in the absence and in the presence of coupling between lattice and magnetic system for $p = 0$. It is visible that for $J = 0$ the compressibility is an increasing function of the temperature, with the initial slope at $T = 0$ equal to 0. Comparison with the case of $J > 0$ evidences that for very low temperatures the value of κ_T is slightly decreased. However, the compressibility increases faster than for $J = 0$ and, in the vicinity of Curie temperature, for $T < T_C$, is significantly elevated in comparison to the case without magnetoelastic coupling (similar behaviour of thermal expansion coefficient was discussed above). The quantity κ_T shows a discontinuous jump at the Curie point (similar to α_p) and for $T > T_C$ its temperature dependence resembles that observed for $J = 0$. However, in the range of $T > T_C$, values of compressibility for $J > 0$ are still slightly higher than for $J = 0$.

The inset in Fig. 11 presents the dependence of κ_T on the temperature for various asymmetry parameters α of the Morse potential. It is evident that the limiting, low-temperature range of compressibility, is strongly α -dependent whereas increasing asymmetry decreases κ_T . On the other hand, for higher α , the compressibility rises faster with the temperature. Also the height of the jump at T_C is influenced by α - it is reduced by increasing asymmetry.

The effect of the external pressure on the temperature dependence of the compressibility can be followed in Fig. 12. The compressive pressure ($p > 0$) decreases significantly the value of κ_T and also influences the shape of $\kappa_T(T)$. Namely, the dependence becomes less convex when the pressure increases. The stretching pressure $p < 0$ has an opposite effect. The discontinuous jump of κ_T at T_C is visible, but its height is reduced by increasing external pressure. Once more, a shift of the Curie point with the pressure is clearly observed.

4. Final remarks

In the paper a fully self-consistent thermodynamic description of a ferromagnetic solid is presented, taking into consideration the presence of magnetoelastic coupling. The description is based on derivation of the total Gibbs free energy, dependent on the temperature T and on both mechanical variables (p and V) and magnetic ones (h and m). Minimization of the Gibbs energy with respect to magnetization and elastic deformation of the solid leads to a pair of equations of state. Such equations allow the calculations of the mutual influence of lattice and magnetic properties. Moreover, the knowledge of the Gibbs energy sets the basis for studies of all interesting thermodynamic quantities.

For the purpose of numerical calculations and illustration of the results, we considered a ferromagnetic solid with sc lattice and with the nearest-neighbour magnetic couplings following the power law as a function of interspin distance. For such system we performed extensive numerical calculations of both magnetic and lattice properties, revealing the importance of magnetoelastic coupling. For instance, the dependence of the Curie temperature and magnetization on external pressure was studied. In turn, the influence of magnetic subsystem on thermal expansivity or compressibility was demonstrated.

In our formalism we have assumed that the interatomic potential takes the form proposed by Morse [37]; however, it can be generalized for arbitrary pair-wise interactions. The magnetic subsystem was characterized within Molecular Field Approximation for systems with the long-range interactions [47], yet a generalization involving more elaborate approximations is also possible.

The method can be adopted for other isotropic bulk systems, including dilute alloys, disordered magnetism and/or higher spin models. In further extensions of the method the anisotropic volume deformation and anisotropic magnetic interactions should also be taken into account, with the prospects for the description of thin films.

Appendix A. Exact calculation of the Debye integral

The integral appearing in Eqs.(14) and (15) can be presented in the form of:

$$\int_0^{y_D} \frac{y^3}{e^y - 1} dy = \int_0^\infty \frac{y^3}{e^y - 1} dy - \int_{y_D}^\infty \frac{y^3}{e^y - 1} dy = \frac{\pi^4}{15} - \int_{y_D}^\infty \frac{y^3}{e^y - 1} dy \quad (\text{A.1})$$

In Eq.(A.1) we deal with incomplete zeta function or "Debye function" which is given by the general expression [46]:

$$Z_n(z) = \frac{1}{(n-1)!} \int_z^\infty \frac{t^{n-1}}{e^t - 1} dt \quad (n = 1, 2, 3, \dots) \quad (\text{A.2})$$

The "Debye function" can be expressed by the finite series of polylogarithms [46]:

$$Z_n(z) = \sum_{k=0}^{n-1} \text{Li}_{n-k}(e^{-z}) \frac{z^k}{k!} \quad (n = 1, 2, 3, \dots) \quad (\text{A.3})$$

where

$$\text{Li}_s(z) = \sum_{k=1}^{\infty} \frac{z^k}{k^s} \quad (\text{A.4})$$

is the polylogarithm of order s and argument z , extended by the process of analytic continuation. The polylogarithm $\text{Li}_s(z)$ for positive integer s may be also expressed as a finite sum similar to Eq.(A.3) [46]:

$$\text{Li}_s(e^\mu) = \sum_{k=0}^{s-1} Z_{s-k}(-\mu) \frac{\mu^k}{k!} \quad (s = 1, 2, 3, \dots) \quad (\text{A.5})$$

Thus, the integral in Eq.(A.1) can be presented as:

$$\int_0^{y_D} \frac{y^3}{e^y - 1} dy = \frac{\pi^4}{15} - 3! Z_4(y_D) \quad (\text{A.6})$$

and, with the help of the expansion (A.3) takes the final form:

$$\begin{aligned} \int_0^{y_D} \frac{y^3}{e^y - 1} dy &= \frac{\pi^4}{15} - 3! \sum_{k=0}^3 \text{Li}_{4-k}(e^{-y_D}) \frac{y_D^k}{k!} \\ &= \frac{1}{15} \pi^4 + y_D^3 \ln(1 - e^{-y_D}) \\ &\quad - 3y_D^2 \text{Li}_2(e^{-y_D}) - 6y_D \text{Li}_3(e^{-y_D}) - 6\text{Li}_4(e^{-y_D}) \end{aligned} \quad (\text{A.7})$$

where $\text{Li}_1(e^{-y_D}) = -\ln(1 - e^{-y_D})$.

Appendix B. The case of nearest-neighbour magnetic interactions

A particularly interesting case is the case when the magnetic interactions are limited to nearest neighbours. Moreover, it can be conveniently assumed that their dependence on the distance between nearest-neighbour magnetic moments follows a power law:

$$J_1 = J \left(\frac{r_1}{r_{1,C}} \right)^{-n}, \quad (\text{B.1})$$

where J is the exchange integral for NN at the Curie temperature T_C , $h = 0$ and $p = 0$, whereas $r_{1,C}$ is the NN distance in the same conditions.

By inserting Eqs.(20) into (B.1) we finally obtain J_1 as a function of ε :

$$J_1 = J \left(\frac{1 + \varepsilon}{1 + \varepsilon_C} \right)^{-n/3}. \quad (\text{B.2})$$

Moreover, we have:

$$\left(\frac{\partial J_1}{\partial \varepsilon} \right)_T = -\frac{n}{3} J_1 \frac{1}{1 + \varepsilon}. \quad (\text{B.3})$$

Hence, the magnetic pressure (Eq. 24) for the considered case takes the value of:

$$p_m = -\frac{n}{6} \frac{N}{V_0} m^2 \frac{1}{1 + \varepsilon} J_1 z_1. \quad (\text{B.4})$$

In particular, for $T = 0$, $p = 0$ and $h = 0$, the formula for magnetic pressure (Eq. 32) takes the form of:

$$p_m = -\frac{n}{6} \frac{N}{V_0} S^2 J (1 + \varepsilon_C)^{n/3} z_1, \quad (\text{B.5})$$

and the equation 33 yields:

$$\begin{aligned} & \frac{1}{3} \frac{D}{k_B T_D^0} \alpha \frac{r_{1,0}}{r_0} \sum_k z_k \frac{r_{k,0}}{r_{1,0}} \left[1 - e^{-\alpha \left(\frac{r_{1,0}}{r_0} \frac{r_{k,0}}{r_{1,0}} - 1 \right)} \right] e^{-\alpha \left(\frac{r_{1,0}}{r_0} \frac{r_{k,0}}{r_{1,0}} - 1 \right)} \\ & + \frac{n}{6} S^2 \frac{J}{k_B T_D^0} (1 + \varepsilon_C)^{n/3} z_1 = \frac{9}{8} \gamma_D^0. \end{aligned} \quad (\text{B.6})$$

At the same time Eq. 22 is reduced to:

$$m = S B_S [S \beta (m J_1 z_1 + h)], \quad (\text{B.7})$$

while the Curie temperature (Eq. 29) amounts to:

$$k_B T_C = \frac{S(S+1)}{3} J_1 z_1. \quad (\text{B.8})$$

References

- [1] H. E. Stanley, *Introduction to Phase Transitions and Critical Phenomena*, Oxford University Press, 1971.
- [2] T. Balcerzak, A rigorous equation of state for magnetic systems, *Journal of Magnetism and Magnetic Materials* 177 (1998) 771–772. doi:10.1016/S0304-8853(97)00291-6.
- [3] S. R. Salinas, On the one-dimensional compressible Ising model, *Journal of Physics A: Mathematical, Nuclear and General* 6 (10) (1973) 1527. doi:10.1088/0305-4470/6/10/011.
- [4] D. J. Bergman, B. I. Halperin, Critical behavior of an Ising model on a cubic compressible lattice, *Phys. Rev. B* 13 (1976) 2145–2175. doi:10.1103/PhysRevB.13.2145.
- [5] B. Chakrabarti, Critical behaviour of a compressible Ising model, *Solid State Communications* 23 (9) (1977) 683 – 685. doi:10.1016/0038-1098(77)90549-X.
- [6] B. K. Chakrabarti, B. P. Barua, S. K. Sinha, Critical temperature of a compressible Ising magnet, *physica status solidi (b)* 94 (2) (1979) 621–625. doi:10.1002/pssb.2220940234.
- [7] V. B. Henriques, S. R. Salinas, Effective spin hamiltonians for compressible Ising models, *Journal of Physics C: Solid State Physics* 20 (16) (1987) 2415. doi:10.1088/0022-3719/20/16/014.
- [8] E. H. Boubcheur, H. T. Diep, Effect of elastic interaction on critical behavior of three-dimensional Ising model, *Journal of Applied Physics* 85 (8) (1999) 6085–6087. doi:10.1063/1.369090.
- [9] P. Massimino, H. T. Diep, Effect of magnetoelastic interactions on the phase transition of two-dimensional Ising spin system, *Journal of Applied Physics* 87 (9) (2000) 7043–7045. doi:10.1063/1.372925.
- [10] E. Boubcheur, P. Massimino, H. Diep, Effects of magnetoelastic coupling: critical behavior and structure deformation, *Journal of Magnetism and Magnetic Materials* 223 (2) (2001) 163 – 168. doi:10.1016/S0304-8853(00)00752-6.
- [11] L. Cannavacciuolo, D. P. Landau, Critical behavior of the three-dimensional compressible Ising antiferromagnet at constant volume: A Monte Carlo study, *Phys. Rev. B* 71 (2005) 134104. doi:10.1103/PhysRevB.71.134104.
- [12] P. Li, Y. Chen, Magnetoelastic instability in Ising-like models, *Physics Letters A* 374 (3) (2010) 453 – 456. doi:10.1016/j.physleta.2009.10.085.
- [13] B. K. Chakrabarti, Critical behaviour of compressible dilute Ising systems, *Journal of Physics C: Solid State Physics* 13 (24) (1980) 4505. doi:10.1088/0022-3719/13/24/013.
- [14] B. K. Chakrabarti, Critical behaviour of compressible dilute ising systems—a Monte Carlo study, *Journal of Physics C: Solid State Physics* 15 (33) (1982) L1195. doi:10.1088/0022-3719/15/33/004.
- [15] B. K. Chakrabarti, G. A. Gehring, Critical behaviour of quantum compressible Ising models, *Journal of Physics C: Solid State Physics* 13 (24) (1980) 4495. doi:10.1088/0022-3719/13/24/012.
- [16] E. Pytte, Spin-phonon interactions in a Heisenberg ferromagnet, *Annals of Physics* 32 (3) (1965) 377–403. doi:10.1016/0003-4916(65)90139-9.
- [17] M. Barma, Phonon-induced phase transition in a classical Heisenberg chain, *Phys. Rev. B* 12 (1975) 2710–2715. doi:10.1103/PhysRevB.12.2710.
- [18] V. T. Ngo, H. T. Diep, Monte Carlo study of surface-frustrated heisenberg thin films with magnetoelastic coupling: An off-lattice model, *Journal of Applied Physics* 91 (10) (2002) 8399–8401. doi:10.1063/1.1456443.
- [19] D. B. Liarte, S. R. Salinas, C. S. O. Yokoi, Compressible Sherrington-Kirkpatrick spin-glass model, *Journal of Physics A: Mathematical and Theoretical* 42 (20) (2009) 205002. doi:10.1088/1751-8113/42/20/205002.
- [20] B. Sobkowicz, Markand Chakraborty, Ising model with frustration, elasticity, and competing interactions, *Journal of Statistical Physics* 83 (3) (1996) 739–749. doi:10.1007/BF02183746.
- [21] C. Vecchini, M. Poienar, F. Damay, O. Adamopoulos, A. Daoud-Aladine, A. Lappas, J. M. Perez-Mato, L. C. Chapon, C. Martin, Magnetoelastic coupling in the frustrated antiferromagnetic triangular lattice CuMnO_2 , *Phys. Rev. B* 82 (2010) 094404. doi:10.1103/PhysRevB.82.094404.
- [22] A. Zorko, J. Kokalj, M. Komelj, O. Adamopoulos, H. Luetkens, D. Arçon, A. Lappas, Magnetic inhomogeneity on a triangular lattice: the magnetic-exchange versus the elastic energy and the role of disorder, *Scientific Reports* 5 (2015) 9272. doi:10.1038/srep09272.
- [23] D. J. Bergman, Y. Imry, L. Gunther, Exactly soluble magnetoelastic lattice with a magnetic phase transition, *Journal of Statistical Physics* 7 (4) (1973) 337–360. doi:10.1007/BF01014909.
- [24] J. Strečka, O. Rojas, S. M. de Souza, Spontaneous distortion in the spin-1/2 Ising-Heisenberg model on dec-

- orated planar lattices with a magnetoelastic coupling, *The European Physical Journal B* 85 (2) (2012) 1–12. doi:10.1140/epjb/e2011-20733-5.
- [25] J. Strečka, O. Rojas, S. de Souza, Spin-phonon coupling induced frustration in the exactly solved spin-1/2 Ising model on a decorated planar lattice, *Physics Letters A* 376 (3) (2012) 197–202. doi:http://dx.doi.org/10.1016/j.physleta.2011.11.008.
- [26] J. Rutkowski, L. Wojtczak, Ś. Zajac, Pressure influence on the curie temperature, *Acta Physica Polonica A* 118 (5) (2010) 745–746.
URL <http://przyrbwn.icm.edu.pl/APP/PDF/118/a118z5p012.pdf>
- [27] J. M. Leger, C. Loriers-Susse, B. Vodar, Pressure effect on the curie temperatures of transition metals and alloys, *Phys. Rev. B* 6 (1972) 4250–4261. doi:10.1103/PhysRevB.6.4250.
- [28] G. A. Gehring, Pressure-induced quantum phase transitions, *EPL* 82 (6) (2008) 60004. doi:10.1209/0295-5075/82/60004.
- [29] A. Radomska, T. Balcerzak, Calculations of EuTe magnetic phase diagram for external pressure, *Acta Physica Polonica A* 98 (1-2) (2000) 83–91.
URL <http://przyrbwn.icm.edu.pl/APP/PDF/98/a098z1p09.pdf>
- [30] A. Radomska, T. Balcerzak, The magnetic phase diagram of EuTe for high external pressure, *physica status solidi (b)* 225 (1) (2001) 229–236. doi:10.1002/(SICI)1521-3951(200105)225:1<229::AID-PSSB229>3.0.CO;2-L.
- [31] A. Radomska, T. Balcerzak, Theoretical studies of model thin EuTe films with surface elastic stresses, *Central European Journal of Physics* 1 (1) (2003) 100–117. doi:10.2478/BF02475555.
- [32] W. Söllinger, W. Heiss, R. T. Lechner, K. Rumpf, P. Granitzer, H. Krenn, G. Springholz, Exchange interactions in europium monochalcogenide magnetic semiconductors and their dependence on hydrostatic strain, *Phys. Rev. B* 81 (2010) 155213. doi:10.1103/PhysRevB.81.155213.
- [33] V. Amaral, J. Amaral, Magnetoelastic coupling influence on the magnetocaloric effect in ferromagnetic materials, *Journal of Magnetism and Magnetic Materials* 272-276 (2004) 2104 – 2105. doi:10.1016/j.jmmm.2003.12.870.
- [34] M. Matsumoto, M. Sigrist, Ehrenfest relations and magnetoelastic effects in field-induced ordered phases, *Journal of the Physical Society of Japan* 74 (8) (2005) 2310–2316. doi:10.1143/JPSJ.74.2310.
- [35] B. P. Alho, N. A. de Oliveira, V. S. R. de Sousa, E. J. R. Plaza, A. M. G. Carvalho, P. J. von Ranke, The influence of the magnetoelastic interaction on the magnetocaloric effect in ferrimagnetic systems: a theoretical investigation, *Journal of Physics: Condensed Matter* 22 (48) (2010) 486008. doi:10.1088/0953-8984/22/48/486008.
- [36] N. Singh, R. Arróyave, Magnetocaloric effects in Ni-Mn-Ga-Fe alloys using Monte Carlo simulations, *Journal of Applied Physics* 113 (18). doi:10.1063/1.4803544.
- [37] P. M. Morse, Diatomic molecules according to the wave mechanics. II. Vibrational levels, *Phys. Rev.* 34 (1929) 57–64. doi:10.1103/PhysRev.34.57.
- [38] L. A. Girifalco, V. G. Weizer, Application of the morse potential function to cubic metals, *Phys. Rev.* 114 (1959) 687–690. doi:10.1103/PhysRev.114.687.
- [39] R. C. Lincoln, K. M. Koliwad, P. B. Ghate, Morse-potential evaluation of second- and third-order elastic constants of some cubic metals, *Phys. Rev.* 157 (1967) 463–466. doi:10.1103/PhysRev.157.463.
- [40] T. Balcerzak, K. Szałowski, M. Jaščur, A self-consistent thermodynamic model of metallic systems. Application for the description of gold, *Journal of Applied Physics* 116 (4). doi:10.1063/1.4891251.
- [41] M. Matsui, High temperature and high pressure equation of state of gold, *Journal of Physics: Conference Series* 215 (1) (2010) 012197. doi:10.1088/1742-6596/215/1/012197.
- [42] E. Grüneisen, Theorie des festen Zustandes einatomiger Elemente, *Annalen der Physik* 344 (12) (1912) 257–306. doi:10.1002/andp.19123441202.
- [43] V. A. Krivtsov, A. M. and Kuz'kin, Derivation of equations of state for ideal crystals of simple structure, *Mechanics of Solids* 46 (3) (2011) 387–399. doi:10.3103/S002565441103006X.
- [44] D. C. Wallace, *Thermodynamics of Crystals*, Wiley, 1972.
- [45] A. A. Dubinov, A. E. and Dubinova, Exact integral-free expressions for the integral Debye functions, *Technical Physics Letters* 34 (12) (2008) 999–1001. doi:10.1134/S106378500812002X.

- [46] D. Wood, The Computation of Polylogarithms. Technical report 15-92, University of Kent Computing Laboratory, Canterbury, UK, 1992.
URL <http://www.cs.kent.ac.uk/pubs/1992/110>
- [47] K. Szalowski, T. Balcerzak, Phase diagrams of a model diluted fcc magnet with arbitrary spin and modified RKKY interaction: Influence of external magnetic field and structural short-range order, Phys. Rev. B 77 (2008) 115204. doi:10.1103/PhysRevB.77.115204.
- [48] Z. Q. Wiren, Exchange interaction studies in magnetic semiconductors by neutron scattering, Ph.D. thesis, Oregon State University (2008).
URL http://ir.library.oregonstate.edu/xmlui/bitstream/handle/1957/8752/ZQW_thesis.pdf
- [49] W. Szuszkiewicz, E. Dynowska, B. Witkowska, B. Hennion, Spin-wave measurements on hexagonal MnTe of NiAs-type structure by inelastic neutron scattering, Phys. Rev. B 73 (2006) 104403. doi:10.1103/PhysRevB.73.104403.