

Training Sparse Neural Networks

Suraj Srinivas

Indian Institute of Science
Bangalore, India

surajsrinivas@grads.cds.iisc.ac.in

Akshayvarun Subramanya

Indian Institute of Science
Bangalore, India

akshayvarun07@gmail.com

R. Venkatesh Babu

Indian Institute of Science
Bangalore, India

venky@cds.iisc.ac.in

Abstract

Deep neural networks with lots of parameters are typically used for large scale computer vision tasks such as image classification. This is a result of using dense matrix multiplications and convolutions. However, sparse computations are known to be much more efficient. In this work, we train and build neural networks which implicitly use sparse computations. We introduce additional gate variables to perform parameter selection and show that this is equivalent to using a spike-and-slab prior. We experimentally validate our method on both small and large networks and achieve state-of-the-art compression results for sparse neural network models.

Introduction

For large-scale tasks such as image classification, large networks with many millions of parameters are often used (Krizhevsky, Sutskever, and Hinton 2012), (Simonyan and Zisserman 2015), (Szegedy et al. 2015). However, these networks typically use dense computations. Would it be advantageous to use sparse computations instead? Apart from having fewer number of parameters to store ($\mathcal{O}(mn)$ to $\mathcal{O}(k)$)¹, sparse computations also decrease feedforward evaluation time ($\mathcal{O}(mnp)$ to $\mathcal{O}(kp)$)². Further, having a lower parameter count may help in avoiding overfitting.

Regularizers are often used to discourage overfitting. These usually restrict the magnitude (ℓ_2/ℓ_1) of weights. However, to restrict the computational complexity of neural networks, we need a regularizer which restricts the total number of parameters of a network. A common strategy to obtain sparse parameters is to apply sparsity-inducing regularizers such as the ℓ_1 penalty on the parameter vector. However, this is often insufficient in inducing sparsity in case of large non-convex problems like deep neural network training as shown in (Collins and Kohli 2014). The contribution of this paper is to be able to induce sparsity in a tractable way for such models.

The overall contributions of the paper are as follows.

- We propose a novel regularizer that restricts the total number of parameters in the network. (Section 2)

¹For a matrix of size $m \times n$ with k non-zero elements

²For matrix-vector multiplies with a dense vector of size p

- We perform experimental analysis to understand the behaviour of our method. (Section 4)
- We apply our method on LeNet-5, AlexNet and VGG-16 network architectures to achieve state-of-the-art results on network compression. (Section 4)

Problem Formulation

To understand the motivation behind our method, let us first define our notion of computational complexity of a neural network.

Let $\Phi = \{g_1^s, g_2^s, \dots, g_m^s\}$ be a set of m vectors. This represents an m -layer dense neural network architecture where g_i^s is a vector of parameter indices for the i^{th} layer, i.e.; $g_i^s = \{0, 1\}^{n_i}$. Here, each layer g_i^s contains n_i elements. Zero indicates absence of a parameter and one indicates presence. Thus, for a dense neural network, g_i is a vector of all ones, i.e.; $g_i^s = \{1\}^{n_i}$. For a sparse parameter vector, g_i^s would consist of mostly zeros. Let us call Φ as the index set of a neural network.

For these vectors, our notion of complexity is simply the total number of parameters in the network.

Definition 1. *The complexity of a m -layer neural network with index set Φ is given by $\|\Phi\| = \sum_{i=1}^m n_i$.*

We now aim to solve the following optimization problem.

$$\hat{\theta}, \hat{\Phi} = \arg \min_{\theta, \Phi} \ell(\hat{y}(\theta, \Phi), y) + \lambda \|\Phi\| \quad (1)$$

where θ denotes the weights of the neural network, and Φ the index set. $\ell(\hat{y}(\theta, \Phi), y)$ denotes the loss function, which depends on the underlying task to be solved. Here, we learn both the weights as well as the index set of the neural network. Using the formalism of the index set, we are able to penalize the total number of network parameters. While easy to state, we note that this problem is difficult to solve, primarily because Φ contains elements $\in \{0, 1\}$.

Gate Variables

How do we incorporate the index set formalism in neural networks? Assume that the index set (G^s in Fig. 1) is multiplied pointwise with the weight matrix. This results in a weight matrix that is *effectively* sparse, if the index set has

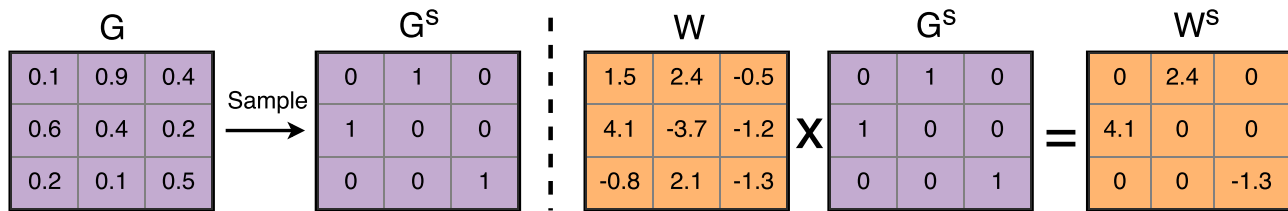


Figure 1: Our strategy for sparsifying weight matrices. First, we sample / threshold the gate variables. We then multiply the resulting binary matrix with W , to yield a sparse matrix W^s .

lots of zeros rather than ones. In other words, we end up learning two sets of variables to ensure that one of them - weights - becomes sparse. How do we learn such binary parameters in the first place ?

To facilitate this, we interpret index set variables (G^s) as draws from a bernoulli random variable. As a result, we end up learning the real-valued bernoulli parameters (G in Fig. 1), or *gate variables* rather than index set variables themselves. Here the sampled binary gate matrix G^s corresponds exactly to the index set, or the Φ matrix described above. To clarify our notation, G and g stand for the real-valued gate variables, while the superscript $(\cdot)^s$ indicates binary sampled variables.

When we draw from a bernoulli distribution, we have two choices - we can either perform a *unbiased* draw (the usual sampling process), or we can perform a so-called *maximum-likelihood (ML)* draw. The ML draw involves simply thresholding the values of G at 0.5. To ensure determinism, we use the ML draw or thresholding in this work.

Promoting Sparsity

Given our formalism of gate variables, how do we ensure that the learnt bernoulli parameters are low - or in our case - mostly less than 0.5 ? One plausible option is to use the ℓ_2 or the ℓ_1 regularizer on the gate variables. However, this does not ensure that there will exist values greater than 0.5. To accommodate this, we require a *bi-modal* regularizer, i.e; a regularizer which ensures that some values are large, but most values are small.

To this end, we use a regularizer given by $w \times (1 - w)$. This was introduced by (Murray and Ng 2010) to learn binary values for parameters. However, what is important for us is that this regularizer has the *bi-modal* property mentioned earlier, as shown in Fig. 2a

Our overall regularizer is simply a combination of this *bi-modal* regularizer as well the traditional ℓ_2 or ℓ_1 regularizer for the individual gate variables. Our objective function is now stated as follows.

$$\hat{\theta}, \hat{\Phi} = \arg \min_{\theta, \Phi} \ell(\hat{y}(\theta, \Phi), y) + \lambda_1 \sum_{i=1}^m \sum_{j=1}^{n_i} g_{i,j} (1 - g_{i,j}) + \lambda_2 \sum_{i=1}^m \sum_{j=1}^{n_i} g_{i,j} \quad (2)$$

where $g_{i,j}$ denotes the j^{th} gate parameter in the i^{th} layer. Note that for $g_{i,j} \in \{0, 1\}$, the second term in Eqn. 2 vanishes and the third term becomes $\lambda \|\Phi\|$, thus reducing to Eqn.1.

An Alternate Interpretation

Now that we have arrived at the objective function in Eqn.2, it is natural to ask the question - how do we know that it solves the original objective in Eqn.1 ? We shall now derive Eqn.2 from this perspective.

Assuming the formulation of gate variables, we can re-write the objective in Eqn.1 as follows.

$$\hat{\theta}, \hat{\Phi} = \arg \min_{\theta, G} \ell(\hat{y}(\theta, G^s), y) + \lambda \sum_{i=1}^m \sum_{j=1}^{n_i} g_{i,j}^s \quad (3)$$

$$g_{i,j}^s \sim \text{bernoulli}(g_{i,j}), \forall i, j$$

where g^s is the sampled version of gate variables g . Note that Eqn.3 is a stochastic objective function, arising from the fact that g^s is a random variable. We can convert this to a real-valued objective by taking expectations. Note that expectation of the loss function is difficult to compute. As a result, we approximate it with a Monte-Carlo average.

$$\hat{\theta}, \hat{\Phi} = \arg \min_{\theta, G} \frac{1}{t} \sum_t (\ell(\hat{y}(\theta, G^s), y)) + \lambda \sum_{i=1}^m \sum_{j=1}^{n_i} g_{i,j}$$

$$g_{i,j}^s \sim \text{bernoulli}(g_{i,j}), \forall i, j$$

where $\mathbf{E}(g_{i,j}^s) = g_{i,j}$. While this formulation is sufficient to solve the original problem, we impose another condition on this objective. We would like to minimize the number of Monte-Carlo evaluations in the loss term. This amounts to reducing $[\frac{1}{t} \sum_t (\ell(\hat{y}(\theta, G^s), y)) - \mathbf{E}(\ell(\hat{y}(\theta, G^s), y))]^2$ for a fixed t , or reducing the variance of the loss term. This is done by reducing the variance of g^s , the only random variable in the equation. To account for this, we add another penalty term corresponding to $\mathbf{Var}(g^s) = g \times (1 - g)$. Imposing this additional penalty and then using $t = 1$ gives us back Eqn.2.

Relation to Spike-and-Slab priors

We observe that our problem formulation closely resembles spike-and-slab type priors used in Bayesian statistics for variable selection (Mitchell and Beauchamp 1988). Broadly

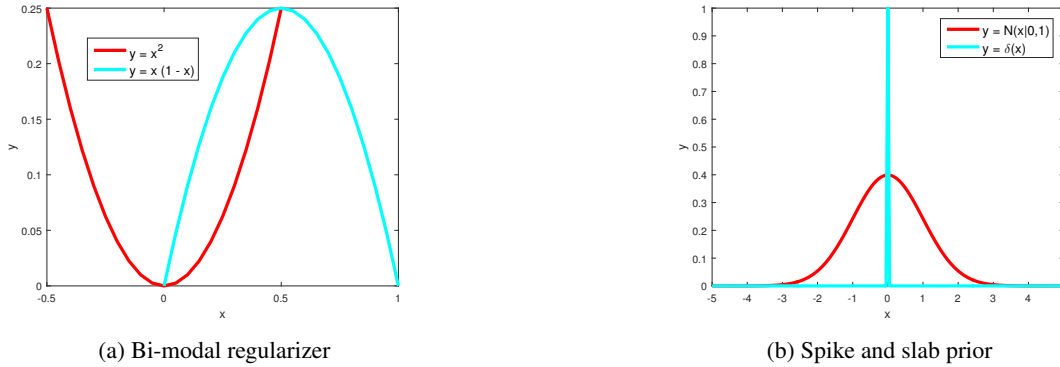


Figure 2: **(a)** The bi-modal regularizer used in our work. Note that this encourages values to be close to 0 and 1, in contrast to the ℓ_2 regularizer. **(b)** An example of a spike-and-slab prior similar to the one used in this work (except for a constant).

speaking, these priors are mixtures of two distributions - one with very low variance (spike), and another with comparatively large variance (slab). By placing a large mass on the spike, we can expect to obtain parameter vectors with large sparsity.

Let us consider for a moment using the following prior for weight matrices of neural networks.

$$P(W) = \frac{1}{Z} \prod_i \exp(-(1 - \delta(w_i))^\alpha) \mathcal{N}(w_i|0, \sigma^2)^{1-\alpha} \quad (4)$$

Here, $\delta(\cdot)$ denotes the dirac delta distribution, and Z denotes the normalizing constant, and α is the mixture coefficient. Also note that like (Mitchell and Beauchamp 1988), we assume that $w_i \in [-k, k]$ for some $k > 0$. This is visualized in Fig. 2b. Note that this is a multiplicative mixture of distributions, rather than additive. By taking negative logarithm of this term and ignoring constant terms, we obtain

$$-\log P(W) = -\alpha \sum_i (1 - \delta(w_i)) + \frac{1-\alpha}{2\sigma^2} \sum_i w_i^2 \quad (5)$$

Note that the first term in this expression corresponds exactly to the number of non-zero parameters, i.e; the $\lambda \|\Phi\|$ term of Eqn. 1. The second term corresponds to the usual ℓ_2 regularizer on the weights of the network (rather than gates). As a result, we conclude that Eqn. 4 is a spike-and-slab prior which we implicitly end up using in this method.

Estimating gradients for gate variables

How do we estimate gradients for gate variables, given that they are binary stochastic variables, rather than real-valued and smooth? In other words, how do we backpropagate through the bernoulli sampling step? Bengio *et al.* (2013) investigated this problem and empirically verified the efficacy of different possible solutions. They conclude that the simplest way of computing gradients - the *straight-through* estimator works best overall. Our experiments also agree with this observation.

The *straight-through* estimator simply involves back-propagating through a stochastic neuron as if it were an identity function. If the sampling step is given by $g^s \sim \text{bernoulli}(g)$, then the gradient $\frac{dg^s}{dg} = 1$ is used.

Another issue of consideration is that of ensuring that g always lies in $[0, 1]$ so that it is a valid bernoulli parameter. Bengio *et al.* (2013) use a sigmoid activation function to achieve this. Our experiments showed that clipping functions worked better. This can be thought of as a ‘linearized’ sigmoid. The clipping function is given by the following expression.

$$\text{clip}(x) = \begin{cases} 1, & x \geq 1 \\ 0, & x \leq 0 \\ x, & \text{otherwise} \end{cases}$$

The overall sampling function is hence given by $g^s \sim \text{bernoulli}(\text{clip}(g))$, and the *straight-through* estimator is used to estimate gradients overall.

Comparison with LASSO

LASSO is commonly used method to attain sparsity and perform variable selection. The main difference between the above method and LASSO is that LASSO is primarily a shrinkage operator, i.e.; it shrinks all parameters until lots of them are close to zero. This is not true for the case of spike-and-slab priors, which can have high sparsity and encourage large values at the same time. This is due to the richer parameterization of these priors.

Practical issues

In this section we shall discuss some practical issues pertaining to our method. Our method ironically uses twice the number of parameters as a typical neural network, as we have two sets of variables - weights and gates. As a result, model size doubles while training. However, we multiply the two to result in sparse matrices which considerably reduces model size at test time. Essentially we do not have to store both sets of parameters while testing, only a element-wise product of the two is required. Even though the model size

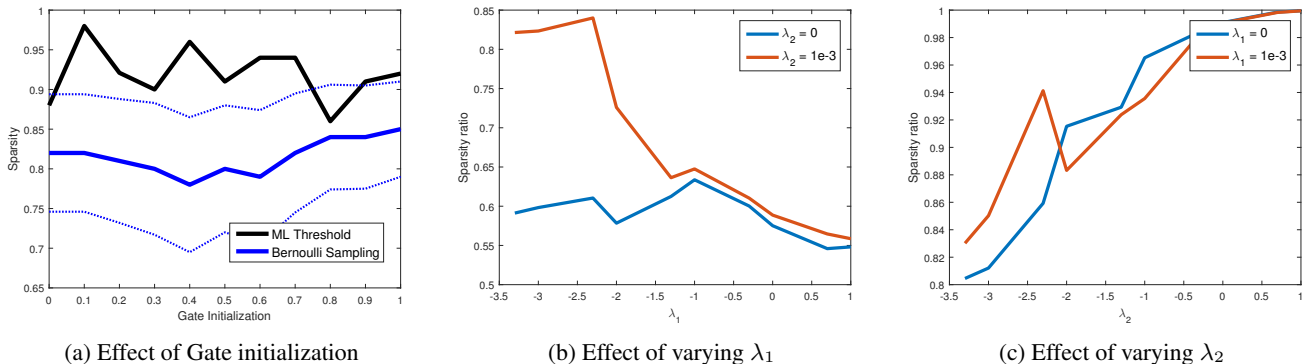


Figure 3: **(a)** We vary the initialization of the gate variables and observe it’s effect on sparsity. The dotted blue lines denote the variance of sparsity in case of the sampling-based method. **(b)** λ_1 seems to have a *stabilizing* effect on sparsity whereas **(c)** increasing λ_2 seems to increase sparsity.

doubles at train time, we note that speed of training / feed-forward evaluation is not affected due to the fact that only element-wise operations are used.

Our method can be applied to both convolutional tensors as well as fully connected matrices. However while performing compression, we note that convolutional layers are less susceptible to compression that fully connected layers due to the small number of parameters they possess.

Related Work

There have been many recent works which perform compression of neural networks. Weight-pruning techniques were popularized by LeCun *et al.*(1989) and Hassibi *et al.*(1993), who introduced *Optimal Brain Damage* and *Optimal Brain Surgery* respectively. Recently, Srinivas and Babu (2015a) proposed a neuron pruning technique, which relied on neuronal similarity. In contrast, we perform weight pruning based on learning, rather than hand-crafted rules.

Previous attempts have also been made to sparsify neural networks. Han *et al.*(2015) create sparse networks by alternating between weight pruning and network training. A similar strategy is followed by Collins and Kohli (2014). On the other hand, our method performs both weight pruning and network training **simultaneously**. Further, our method has considerably less number of hyper-parameters to determine (λ_1, λ_2) compared to the other methods, which have n thresholds to be set for each of the n layers in a neural network.

Many methods have been proposed to train models that are deep, yet have a lower parameterisation than conventional networks. Denil *et al.*(2013) demonstrated that most of the parameters of a model can be *predicted* given only a few parameters. At training time, they learn only a few parameters and predict the rest. Yang *et al.*(2014) propose an *Adaptive Fastfood transform*, which is an efficient re-parameterization of fully-connected layer weights. This results in a reduction of complexity for weight storage and computation. Novikov *et al.*(2015) use tensor decompositions to obtain a factorization of tensors with small number of parameters. Cheng *et al.*(2015) make use of circulant ma-

trices to re-parameterize fully connected layers. Some recent works have also focussed on using approximations of weight matrices to perform compression. Gong *et al.*(2014) use a clustering-based product quantization approach to build an indexing scheme that reduces the space occupied by the matrix on disk. Note that to take full advantage of these methods, one needs to have fast implementations of the specific parameterization used. One the other hand, we use a sparse parameterization, fast implementations of which are available on almost every platform.

Our work is very similar to that of Architecture Learning (Srinivas and Babu 2015b), which uses a similar framework to minimize the total number of neurons in a neural network. On the other hand, we minimize the total number of weights.

Layers	Initial Params	Final Params	Sparsity (%)
conv1	0.5K	0.04K	91
conv2	25K	1.78K	92.8
fc1	400K	15.4K	96.1
fc2	5K	0.6K	86.8
Total	431K	17.9K	95.84

Table 1: Compression results for LeNet-5 architecture.

Experiments

In this section we perform experiments to evaluate the effectiveness of our method. First, we perform some experiments designed to understand typical behaviour of the method. These experiments are done primarily on LeNet-5 (LeCun et al. 1998). Second, we use our method to perform network compression on two networks - LeNet-5 and AlexNet. These networks are trained on MNIST and ILSVRC-2012 dataset respectively. Our implementation is based on Lasagne, a Theano-based library.

Method	Params (P+I)*	Accuracy(%)	Compression Rate(%)
Baseline	431K	99.20	1x
SVD(rank-10)(Denton et al. 2014)	43.6K	98.47	10x
AL (Srinivas and Babu 2015b)	40.9K	99.04	10.5x
AF-1024 (Yang et al. 2014)	38.8K	99.29	11x
Han <i>et al.</i> (Han et al. 2015)	36K (72k)*	99.23	12x
Method-1	18K (36k)*	99.19	24x
Method-2	22K (44k)*	99.33	19x

Table 2: Comparison of compression performance on LeNet-5 architecture. *Count of number of parameters and the indices to store them. This is the effective storage requirement when using sparse computations.

Analysis of Proposed method

We shall now describe experiments to analyze the behaviour of our method. First, we shall analyze the effect of hyper-parameters. Second, we study the effect of varying model sizes on the resulting sparsity.

For all analysis experiments, we consider the LeNet-5 network. LeNet-5 consists of two 5×5 convolutional layers with 20 and 50 filters, and two fully connected layers with 500 and 10 (output layer) neurons. For analysis, we only study the effects sparsifying the third fully connected layer.

Layers	Initial Params	Final Params	Sparsity (%)
conv(5 layers)	2.3M	2.3M	-
fc6	38M	1.3M	96.5
fc7	17M	1M	94
fc8	4M	1.2M	70
Total	60.9M	5.9M	90

Table 3: Layer-wise compression performance on AlexNet

Effect of hyper-parameters In Section 2.1 we described that we used maximum likelihood sampling (i.e.; thresholding) instead of unbiased sampling from a bernoulli. In these experiments, we shall study the relative effects of hyper-parameters on both methods. In the sampling case, sparsity is difficult to measure as different samples may lead to slightly different sparsities. As a result, we measure expected sparsity as well the it’s variance.

Our methods primarily have the following hyper-parameters: λ_1 , λ_2 and the initialization for each gate value. As a result, if we have a network with n layers, we have $n+2$ hyper-parameters to determine.

First, we analyze the effects of λ_1 and λ_2 . We use different combinations of initializations for both and look at it’s effects on accuracy and sparsity. As shown in Table 5, both the thresholding as well as the sparsity-based methods are similarly sensitive to the regularization constants.

In Section 2.3, we saw that λ_1 roughly controls the variance of the bernoulli variables while λ_2 penalizes the mean. In Table 5, we see that the mean sparsity for the pair $(\lambda_1, \lambda_2) = (0, 1)$ is high, while that for $(1, 0)$ is considerably lower. Also, we note that the variance of $(1, 1)$ is smaller than that of $(0, 1)$, confirming our hypothesis that λ_1 controls variance.

Layers	Initial Params	Final Params	Sparsity(%)
conv1_1 to conv4_3 (10 layers)	6.7M	6.7M	-
conv5_1	2M	2M	-
conv5_2	2M	235K	88.2
conv5_3	2M	235K	88.2
fc6	103M	102K	99.9
fc7	17M	167K	99.01
fc8	4M	409K	89.7
Total	138M	9.85M	92.85

Table 4: Layer-wise compression performance on VGG-16

Overall, we find that both networks are almost equally sparse, and that they yield very similar accuracies. However, the thresholding-based method is deterministic, which is why we primarily use this method.

To further analyze effects of λ_1 and λ_2 , we plot sparsity values attained by our method by fixing one parameter and varying another. In Figure 3b we see that λ_1 , or the variance-controlling hyper-parameter, mainly *stabilizes* the training by reducing the sparsity levels. In Figure 3c we see that increasing λ_2 increases the sparsity level as expected.

λ_1	λ_2	Sparsity (%) [T]	Avg.Sparsity (%) [S]	Variance (%) [S]
0	0	54.5	53.1	16.1
1	1	98.3	93.7	3.3
1	0	62.1	57.3	5.4
0	1	99.0	92.7	4.1

Table 5: Effect of λ parameters on sparsity. [T] denotes the threshold-based method, while [S] denotes that sampling-based method.

We now study the effects of using different initializations for the gate parameters. We initialize all gate parameters of a layer with the same constant value. We also tried stochastic initialization for these gate parameters (Eg. from a Gaussian distribution), but we found no particular advantage in doing so. As shown in Figure 3a, both methods seem robust to varying initializations, with the thresholding method consis-

Method	Params (Params + Indices)	Top-1 Accuracy(%)	Compression Rate
Baseline	60.9M	57.2	-
Neuron Pruning (Srinivas and Babu 2015a)	39.6M	55.60	1.5x
SVD-quarter-F (Yang et al. 2014)	25.6M	56.18	2.3x
Adaptive FastFood 32 (Yang et al. 2014)	22.5M	57.39	2.7x
Adaptive FastFood 16 (Yang et al. 2014)	16.4M	57.1	3.7x
ACDC (Moczulski et al. 2015)	11.9M	56.73	5x
Collins & Kohli (Collins and Kohli 2014)	8.5M (17M)	55.60	7x
Han <i>et al.</i> (Han et al. 2015)	6.7M (13.4M)	57.2	9x
Proposed Method	5.9M (11.8M)	56.96	10.3x

Table 6: Comparison of compression performance on AlexNet architecture

Method	Params (Params + Indices)	Top-1 Accuracy(%)	Compression Rate
Baseline	138M	68.97	-
Han <i>et al.</i> (Han et al. 2015)	10.3M (20.6M)	68.66	13x
Proposed Method	9.8M (19.6M)	69.04	14x

Table 7: Comparison of compression performance on VGG-16 architecture

tently giving higher sparsities. This robustness to initialization is advantageous to our method, as we no longer need to worry about finding good initial values for them.

Compression Performance

We test compression performance on three different network architectures - LeNet-5, AlexNet (Krizhevsky, Sutskever, and Hinton 2012) and VGG-16.

For LeNet-5, we simply sparsify each layer. As shown in Table 1, we are able to remove about 96% of LeNet’s parameters and only suffer a negligible loss in accuracy. Table 2 shows that we obtain state-of-the-art results on LeNet-5 compression. For Proposed Method - 1, we used $(\lambda_1, \lambda_2) = (0.001, 0.05)$, while for Proposed Method-2, we used $(\lambda_1, \lambda_2) = (0.01, 0.1)$. These choices were made using a validation set.

Note that our method converts a dense matrix to a sparse matrix, so the total number of parameters that need to be stored on disk includes the indices of the parameters. As a result, we report the parameter count along with indices. This is similar to what has been done in (Collins and Kohli 2014). However, for ASIC implementations, one need not store indices as they can be built into the circuit structure.

For AlexNet and VGG-16, instead of training from scratch, we fine-tune the network from pre-trained weights. For such pre-trained weights, we found it be useful to pre-initialize the gate variables so that we do not lose accuracy while starting to fine-tune. Specifically, we ensure that the gate variables corresponding to the top- k % weights in the W matrix are one, while the rest are zeros. We use this pre-initialization instead of the constant initialization described previously.

To help pruning performance, we pre-initialize fully connected gates with very large sparsity (95%) and convolutional layers with very little sparsity. This means that 95% of g^s parameters are zero, and rest are one. For $g^s = 1$, the underlying gate values were $g = 1$ and for $g^s = 0$, we used

$g = 0.49$. This is to ensure good accuracy by preserving important weights while having large sparsity ratios. The resulting network ended up with a negligible amount of sparsity for convolutional layers and high sparsity for fully connected layers. For VGG-16, we pre-initialize the final two convolutional layers as well with 88% sparsity.

We run fine-tuning on AlexNet for 30k iterations (~ 18 hours), and VGG for 40k (~ 24 hours) iterations before stopping training based on the combination of compression ratio and validation accuracy. This is in contrast with (Han et al. 2015), who take about 173 hours to fine-tune AlexNet. The original AlexNet took 75 hours to train. All wall clock numbers are reported by training on a NVIDIA Titan X GPU. As shown in Table 6 and Table 7, we obtain favourable results when compared to the other network compression / sparsification methods.

Conclusion

We have introduced a novel method to learn neural networks with sparse connections. This can be interpreted as learning weights and performing pruning simultaneously. By introducing a learning-based approach to pruning weights, we are able to obtain the optimal level of sparsity. This enables us to achieve state-of-the-art results on compression of deep neural networks.

References

- [Bengio, Léonard, and Courville 2013] Bengio, Y.; Léonard, N.; and Courville, A. 2013. Estimating or propagating gradients through stochastic neurons for conditional computation. *arXiv preprint arXiv:1308.3432*.
- [Cheng et al. 2015] Cheng, Y.; Yu, F. X.; Feris, R. S.; Kumar, S.; Choudhary, A.; and Chang, S.-F. 2015. An exploration of parameter redundancy in deep networks with circulant projections. In *Proceedings of the IEEE International Conference on Computer Vision*, 2857–2865.

- [Collins and Kohli 2014] Collins, M. D., and Kohli, P. 2014. Memory bounded deep convolutional networks. *CoRR* abs/1412.1442.
- [Denil et al. 2013] Denil, M.; Shakibi, B.; Dinh, L.; de Freitas, N.; et al. 2013. Predicting parameters in deep learning. In *Advances in Neural Information Processing Systems*, 2148–2156.
- [Denton et al. 2014] Denton, E. L.; Zaremba, W.; Bruna, J.; LeCun, Y.; and Fergus, R. 2014. Exploiting linear structure within convolutional networks for efficient evaluation. In *Advances in Neural Information Processing Systems*, 1269–1277.
- [Gong et al. 2014] Gong, Y.; Liu, L.; Yang, M.; and Bourdev, L. 2014. Compressing deep convolutional networks using vector quantization. *arXiv preprint arXiv:1412.6115*.
- [Han et al. 2015] Han, S.; Pool, J.; Tran, J.; and Dally, W. J. 2015. Learning both weights and connections for efficient neural networks. *arXiv preprint arXiv:1506.02626*.
- [Hassibi, Stork, and others 1993] Hassibi, B.; Stork, D. G.; et al. 1993. Second order derivatives for network pruning: Optimal brain surgeon. *Advances in Neural Information Processing Systems* 164–164.
- [Krizhevsky, Sutskever, and Hinton 2012] Krizhevsky, A.; Sutskever, I.; and Hinton, G. E. 2012. Imagenet classification with deep convolutional neural networks. In *Advances in Neural Information Processing Systems*, 1097–1105.
- [LeCun et al. 1989] LeCun, Y.; Denker, J. S.; Solla, S. A.; Howard, R. E.; and Jackel, L. D. 1989. Optimal brain damage. In *Advances in Neural Information Processing Systems*, volume 2, 598–605.
- [LeCun et al. 1998] LeCun, Y.; Bottou, L.; Bengio, Y.; and Haffner, P. 1998. Gradient-based learning applied to document recognition. *Proceedings of the IEEE* 86(11):2278–2324.
- [Mitchell and Beauchamp 1988] Mitchell, T. J., and Beauchamp, J. J. 1988. Bayesian variable selection in linear regression. *Journal of the American Statistical Association* 83(404):1023–1032.
- [Moczulski et al. 2015] Moczulski, M.; Denil, M.; Appleyard, J.; and de Freitas, N. 2015. Acdc: A structured efficient linear layer. *arXiv preprint arXiv:1511.05946*.
- [Murray and Ng 2010] Murray, W., and Ng, K.-M. 2010. An algorithm for nonlinear optimization problems with binary variables. *Computational Optimization and Applications* 47(2):257–288.
- [Novikov et al. 2015] Novikov, A.; Podoprikin, D.; Osokin, A.; and Vetrov, D. P. 2015. Tensorizing neural networks. In *Advances in Neural Information Processing Systems*, 442–450.
- [Simonyan and Zisserman 2015] Simonyan, K., and Zisserman, A. 2015. Very deep convolutional networks for large-scale image recognition. In *International Conference on Learning Representations*.
- [Srinivas and Babu 2015a] Srinivas, S., and Babu, R. V. 2015a. Data-free parameter pruning for deep neural networks. In Xianghua Xie, M. W. J., and Tam, G. K. L., eds., *Proceedings of the British Machine Vision Conference (BMVC)*, 31.1–31.12. BMVA Press.
- [Srinivas and Babu 2015b] Srinivas, S., and Babu, R. V. 2015b. Learning the architecture of deep neural networks. *arXiv preprint arXiv:1511.05497*.
- [Szegedy et al. 2015] Szegedy, C.; Liu, W.; Jia, Y.; Sermanet, P.; Reed, S.; Anguelov, D.; Erhan, D.; Vanhoucke, V.; and Rabinovich, A. 2015. Going deeper with convolutions. In *The IEEE Conference on Computer Vision and Pattern Recognition (CVPR)*.
- [Yang et al. 2014] Yang, Z.; Moczulski, M.; Denil, M.; de Freitas, N.; Smola, A.; Song, L.; and Wang, Z. 2014. Deep fried convnets. *arXiv preprint arXiv:1412.7149*.