

# Brownian yet non-Gaussian diffusion: from superstatistics to subordination of diffusing diffusivities

Aleksei V. Chechkin,<sup>1,2,3</sup> Flavio Seno,<sup>3</sup> Ralf Metzler,<sup>2</sup> and Igor M. Sokolov<sup>4</sup>

<sup>1</sup>*Akhiezer Institute for Theoretical Physics, Kharkov 61108, Ukraine*

<sup>2</sup>*Institute for Physics & Astronomy, University of Potsdam, 14476 Potsdam-Golm, Germany*

<sup>3</sup>*INFN, Padova Section, and Department of Physics and Astronomy "G. Galilei",  
University of Padova, Via Marzolo 8 35131, Padova, Italy*

<sup>4</sup>*Institute of Physics, Humboldt University Berlin, Newtonstrasse 15, D-12489 Berlin, Germany*

(Dated: September 4, 2018)

A growing number of biological, soft, and active matter systems are observed to exhibit normal diffusive dynamics with a linear growth of the mean squared displacement, yet with a non-Gaussian distribution of increments. Based on the Chubinsky-Slater idea of a diffusing diffusivity we here establish and analyse a complete minimal model framework of diffusion processes with fluctuating diffusivity. In particular, we demonstrate the equivalence of the diffusing diffusivity process in the short time limit with a superstatistical approach based on a distribution of diffusivities. Moreover, we establish a subordination picture of Brownian but non-Gaussian diffusion processes, that can be used for a wide class of diffusivity fluctuation statistics. Our results are shown to be in excellent agreement with simulations and numerical evaluations.

## I. INTRODUCTION

Thermally driven diffusive motion belongs to the fundamental physical processes. To a big extent inspired by the groundbreaking experiments of Robert Brown in the 1820ies [1] the theoretical foundations of the theory of diffusion were then laid by Einstein, Sutherland, Smoluchowski, and Langevin between 1905 and 1908 [2–5]. On their basis novel experiments, such as the seminal works by Perrin and Nordlund [6, 7], in turn delivered ever better quantitative information on molecular diffusion as well as the atomistic nature of matter. Typically, we now identify two fundamental properties with Brownian diffusive processes: (i) the linear growth in time of the mean squared displacement (MSD)

$$\langle x^2(t) \rangle = \int_{-\infty}^{\infty} x^2 P(x, t) dx = 2Dt, \quad (1)$$

where  $D$  is called the diffusion coefficient, and (ii) the Gaussian shape

$$P(x, t) = \frac{1}{\sqrt{4\pi Dt}} \exp\left(-\frac{x^2}{4Dt}\right) \quad (2)$$

of the probability density function  $P(x, t)$  to find the diffusing particle at position  $x$  at some time  $t$  [8]. From a more mathematical viewpoint the Gaussian emerges as limit distribution of independent, identically distributed random variables (the steps of the random walk) with finite variance and in that sense assumes a universal character [9].

Deviations from the linear time dependence (1) are routinely observed. Thus, modern microscopic techniques reveal *anomalous diffusion* with the power-law dependence  $\langle x^2(t) \rangle \simeq t^\alpha$  of the MSD, where according to the value of the anomalous diffusion exponent we distinguish subdiffusion for  $0 < \alpha < 1$  and superdiffusion

with  $1 < \alpha < 2$  [10–15]. Examples for subdiffusion of passive molecular and submicron tracers abound in the cytoplasm of living biological cells [16] and in artificially crowded fluids [17], as well as in quasi two-dimensional systems such as lipid bilayer membranes [18]. Superdiffusion is typically associated with active processes and also observed in living cells [19]. Anomalous diffusion processes arise due to the loss of independence of the random variables, divergence of the variance of the random variables or the mean of the step time distribution, as well as due to the tortuosity of the embedding space. The associated probability density function of anomalous diffusion processes may have both Gaussian and non-Gaussian shapes [10–13].

A new class of diffusive dynamics has recently been reported in a number of soft matter, biological and other complex systems: in these processes the MSD is Gaussian of the form (1), however, the probability density function  $P(x, t)$  is non-Gaussian, typically characterised by a distinct exponential shape

$$P(x, t) \simeq \frac{1}{2\lambda(t)} \exp\left(-\frac{|x|}{\lambda(t)}\right), \quad (3)$$

with the decay length  $\lambda(t) = \sqrt{Dt}$  [20]. This form of the probability density function is also sometimes called a Laplace distribution. The Brownian yet non-Gaussian feature appears quite robustly in a large range of systems, including beads diffusing on lipid tubes [21] or in networks [21, 22], tracer motion in colloidal, polymeric, or active suspensions [23], in biological cells [24], as well as the motion of individuals in heterogeneous populations such as nematodes [25]. For additional examples see [26] and the references in [20, 27, 28].

How can this combination of normal, Brownian scaling of the mean squared displacement be reconciled with the existence of a non-Gaussian probability density function? One argument not brought forth in the discussion of anomalous diffusion above is the possibility that

the random variables making up the observed dynamics are indeed not identically distributed. This fact can be introduced in different ways. First, Granick and co-workers [21] as well as Hapca et al. [25] employed distributions of the diffusivity of individual tracer particles to explain this remarkable behaviour: indeed, averaging the Gaussian probability density function (2) for a single diffusivity  $D$  over the exponential distribution  $p(D) = \langle D \rangle^{-1} \exp(-D/\langle D \rangle)$  with the mean diffusivity  $\langle D \rangle$ , the exponential form (3) of the probability density function emerges [20]. In fact, this idea of creating an ensemble behaviour in terms of distributions of diffusivities of individual tracer particles is analogous to the concept of superstatistical Brownian motion: based on two statistical levels describing, respectively, the fast jiggly dynamics of the Brownian particle and the slow environmental fluctuations with spatially local patches of given diffusivity this concept demonstrates how non-Gaussian probability densities arise physically [29]. In what follows we refer to averaging over a diffusivity distribution  $p(D)$  as superstatistical approach.

Second, Chubinsky and Slater came up with the diffusing diffusivity model, in which the diffusion coefficient of the tracer particle evolves in time like the coordinate of a Brownian particle in a gravitational field [27]. For short times they indeed find an exponential form (3). At long times, they demonstrate from simulations that the probability density function crosses over to a Gaussian shape. Jan and Sebastian formalise the diffusing diffusivity model in an elegant path integral approach, which they explicitly solve in two spatial dimensions [28]. Their results are consistent with those of Ref. [27].

Here we introduce a simple yet powerful minimal model for diffusing diffusivities, based on the concept of subordination. Based on a double Langevin equation approach our model is fully analytical, providing an explicit solution for the probability density function in Fourier space. The inversion is easily feasible numerically, and we demonstrate excellent agreement with simulations of the underlying stochastic equations. Moreover, we provide the analytical expressions for the asymptotic behaviour at short and long times. The bivariate Fokker-Planck equation for this process and its connection to the subordination concept are established. Finally, we show that in the short time limit our analytical results are fully consistent with the superstatistical approach. Our approach has the distinct advantage that it is amenable to a large variety of different fluctuating diffusion scenarios.

In what follows we first formulate the coupled Langevin equations for the diffusing diffusivity model. Section 3 then introduces the subordination concept allowing us to derive the exact form of the subordinator as well as the Fourier image of the probability density function. The Brownian form of the MSD is demonstrated and the short and long time limits derived. Moreover, the connection to the superstatistical approach is made. The kurtosis quantifying the non-Gaussian shape of the probability density function is derived. In section 4 the bivariate

Fokker-Planck equation for the joint probability density function  $P(x, D, t)$  is analysed, before drawing our conclusions in section 5.

## II. LANGEVIN MODEL FOR DIFFUSING DIFFUSIVITIES

We start with the combined set of stochastic equations

$$\frac{d}{dt}x(t) = \sqrt{2D(t)}\xi(t), \quad (4a)$$

$$D(t) = y^2(t), \quad (4b)$$

$$\frac{dy}{dt} = -y + \eta(t). \quad (4c)$$

Here, expression (4a) designates the well-known overdamped Langevin equation driven by white Gaussian noise  $\xi(t)$  [30]. However, we consider the diffusion coefficient  $D(t)$  to be a random function of time. The dynamics of  $D(t)$  is specified by Equations (4b) and (4c). Note that the choice of expressing  $D(t)$  as the square of the auxiliary variable  $y(t)$  guarantees the positivity, avoiding the need to impose boundary conditions on the process  $D(t)$ . Like  $\xi(t)$  the independent noise  $\eta(t)$  is white and Gaussian, and both are specified by the first two moments

$$\langle \xi(t) \rangle = \langle \eta(t) \rangle = 0 \quad (4d)$$

$$\langle \xi(t_1)\xi(t_2) \rangle = \langle \eta(t_1)\eta(t_2) \rangle = \delta(t_1 - t_2). \quad (4e)$$

We complete the set of stochastic equations with the initial conditions, chosen as

$$x(0) = 0, \quad y(0) = y_0. \quad (4f)$$

In the Discussion section we will show that the above compound process is analogous to the Heston model [31] and thus a special case of the Cox-Ingersoll-Ross (CIR) model [32], which are widely used for return dynamics in financial mathematics.

### A. Properties of the Ornstein-Uhlenbeck process

The stochastic equation (4c) contains a linear restoring term, corresponding to the motion of the process  $y$  in a centred harmonic potential. The formal solution of this Ornstein-Uhlenbeck process reads

$$y(t) = y_0 e^{-t} + \int_0^t \eta(t') e^{-(t-t')} dt'. \quad (5)$$

The associated autocorrelation function is

$$\begin{aligned} \langle y(t_1)y(t_2) \rangle &= y_0^2 e^{-(t_1+t_2)} + e^{-(t_1+t_2)} \\ &\quad \times \int_0^{t_1} dt'_1 \int_0^{t_2} dt'_2 \langle \eta(t'_1)\eta(t'_2) \rangle e^{t'_1+t'_2} \\ &= y_0^2 e^{-(t_1+t_2)} + \frac{1}{2} \left( e^{-|t_2-t_1|} - e^{-(t_1+t_2)} \right). \end{aligned} \quad (6)$$

Thus, for long times ( $t_1 + t_2 \rightarrow \infty$ ), we find the exponential decay

$$\langle y(t_1)y(t_2) \rangle \sim \frac{1}{2}e^{-|t_2-t_1|} \quad (7)$$

of the autocorrelation, and thus the variance

$$\langle y^2(t) \rangle = \langle D \rangle_{\text{st}} \sim \frac{1}{2}. \quad (8)$$

We note that the Fokker-Planck equation for this Ornstein-Uhlenbeck process reads

$$\frac{\partial}{\partial t}f(y, t) = \frac{\partial}{\partial y}(yf(y, t)) + \frac{1}{2}\frac{\partial^2}{\partial y^2}f(y, t). \quad (9)$$

For a  $\delta$ -shaped initial condition, the distribution  $f(y, t)$  remains Gaussian at all times, and it converges to the equilibrium Boltzmann form

$$f_{\text{st}}(y) = \frac{1}{\sqrt{\pi}}e^{-y^2}, \quad (10)$$

with the variance  $1/2$ .

### III. SUBORDINATION CONCEPT FOR DIFFUSING DIFFUSIVITIES

Subordination is an important concept in probability theory [33]. Simply put, a subordinator associates a random time increment with the number of steps the subordinated stochastic process. For instance, continuous time random walks with power-law distributions of waiting times can be described as a Brownian motion in terms of the number of jumps of the process, while the random waiting times are introduced in terms of a Lévy stable subordinator, as originally formulated by Fogedby [34] and developed as a stochastic representation of the fractional Fokker-Planck equation and generalised master equations for continuous time random walk models by Friedrich and coworkers [35].

Here we apply and extend the subordination concept to a new class of random diffusivity based stochastic processes. Our results for our minimal model of diffusive diffusivities demonstrates that the subordination approach leads to a superstatistical solution at times shorter than typical diffusivity correlation times.

To start with, we note that the diffusion equation for the *stochastic* probability density function  $p(x, t)$  reads

$$\frac{\partial}{\partial t}p(x, t) = D(t)\frac{\partial^2}{\partial x^2}p(x, t). \quad (11)$$

With this in mind we can rewrite the Langevin equation (4a) in the subordinated form

$$\frac{d}{d\tau}x(t) = \sqrt{2}\xi(t) \quad (12a)$$

$$\frac{d}{dt}\tau(t) = D(t). \quad (12b)$$

We can thus write the density  $p(x, t)$  via the integral subordination formula as

$$p(x, t) = \int_0^\infty T(\tau, t)G(x, \tau)d\tau, \quad (13)$$

where we denote the Green's function of the diffusion equation in the time  $\tau$  by

$$G(x, \tau) = \frac{1}{\sqrt{4\pi\tau}}\exp\left(-\frac{x^2}{4\tau}\right), \quad (14)$$

and  $T(\tau, t)$  is the probability density function of the process

$$\tau(t) = \int_0^t D(t')dt' = \int_0^t y^2(t')dt'. \quad (15)$$

By help of relation (13) we write the Fourier transform

$$\hat{p}(k, t) = \int_{-\infty}^\infty e^{ikx}p(x, t)dx \quad (16)$$

in the subordinated form

$$\begin{aligned} \hat{p}(k, t) &= \int_0^\infty T(\tau, t)\hat{G}(k, \tau)d\tau \\ &= \int_0^\infty T(\tau, t)e^{-k^2\tau}d\tau = \tilde{T}(k^2, t). \end{aligned} \quad (17)$$

Thus, the Fourier transform of  $p(x, t)$  is expressed in terms of the Laplace transform  $\tilde{T}$  of the density function  $T(\tau, t)$  with respect to  $\tau$ ,

$$\tilde{T}(s, t) = \int_0^\infty e^{-s\tau}T(\tau, t)d\tau, \quad (18)$$

with argument  $s = k^2$ .

The subordination approach established here introduces a superior flexibility into the diffusing diffusivity model, far beyond the Ornstein-Uhlenbeck model studied here. Indeed, changing the subordinator density  $T(\tau, t)$  we may address a broad class of normal and anomalously diffusing diffusivities, based on a diffusion coefficient, that varies randomly in time and even in space.

For the specific case studied here, the process  $\tau(t)$  is the integrated square of the Ornstein-Uhlenbeck process, for which the Laplace transform of the subordinator density is known [36],

$$\begin{aligned} \tilde{T}(s, t) &= \exp(t/2) \left/ \left[ \frac{1}{2} \left( \sqrt{1+2s} + \frac{1}{\sqrt{1+2s}} \right) \right. \right. \\ &\quad \left. \left. \times \sinh(t\sqrt{1+2s}) + \cosh(t\sqrt{1+2s}) \right] \right|^{1/2} \end{aligned} \quad (19)$$

We thus directly obtain the exact analytical result for the Fourier transform

$$\begin{aligned} \hat{p}(k, t) &= \exp(t/2) \left/ \left[ \frac{1}{2} \left( \sqrt{1+2k^2} + \frac{1}{\sqrt{1+2k^2}} \right) \right. \right. \\ &\quad \left. \left. \times \sinh\left(t\sqrt{1+2k^2}\right) + \cosh\left(t\sqrt{1+2k^2}\right) \right] \right|^{1/2} \end{aligned} \quad (20)$$

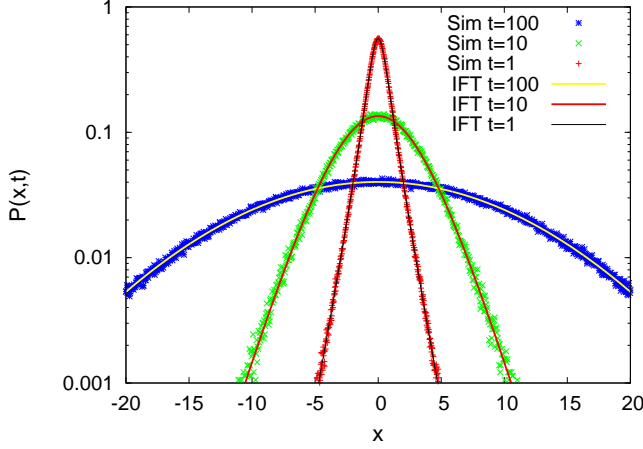


FIG. 1: Probability density function  $p(x,t)$  at longer times (indicated). We compare results from simulations (Sim) of the set of Langevin equations (4a) to (4c), represented by the symbols, with the direct inverse Fourier transform (IFT) of result (20). Excellent agreement is observed.

of the probability density function  $p(x,t)$ . The inverse Fourier transform can be performed numerically. Figure 1 demonstrates excellent agreement between this result and simulations of the stochastic starting equations (4a) to (4c).

#### A. Brownian mean squared displacement

The mean squared displacement encoded in our minimal model can be directly obtained from the Fourier transform (20) through differentiation,

$$\begin{aligned} \langle x^2(t) \rangle &= - \left. \frac{\partial^2}{\partial k^2} \hat{p}(k,t) \right|_{k=0} = 2 \int_0^\infty \tau T(\tau,t) d\tau \\ &= 2 \langle \tau(t) \rangle = -2 \left. \frac{\partial \tilde{T}(s,t)}{\partial s} \right|_{s=0}. \end{aligned} \quad (21)$$

The result reads (see Appendix A)

$$\langle x^2(t) \rangle = t. \quad (22)$$

This is the famed result of the normal Brownian, linear dispersion of the mean squared displacement in time. Note that according to Equation (8) this result can be rewritten in the form  $\langle x^2(t) \rangle = 2 \langle D \rangle_{st} t$  with  $\langle D(t) \rangle = 1/2$ . Fig. 2 demonstrates excellent agreement of this analytical result with direct simulations of the set of Langevin equations (4a) to (4c) with respect to both slope and amplitude.

We now derive explicit analytical results for the probability density function  $p(x,t)$  in the short and long time limits, starting with the short time limit and its relation to the superstatistical formulation of the diffusing diffusivity.

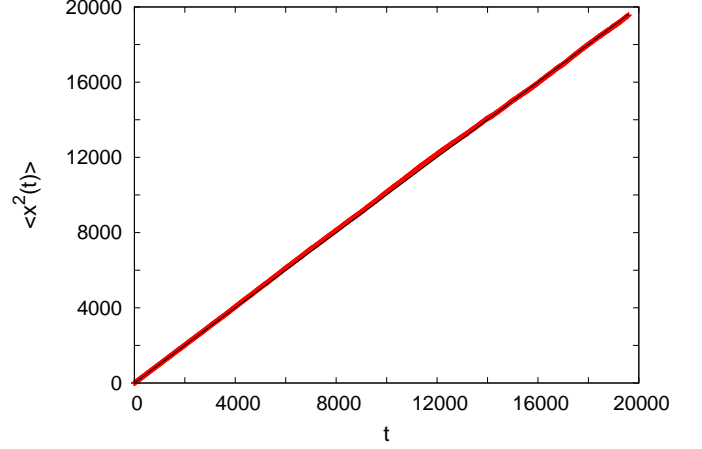


FIG. 2: Mean squared displacement  $\langle x^2(t) \rangle$  obtained from simulation of the set of Langevin equations (4a) to (4c) corresponding to the red symbols (due to the density of points, these rather appear as the thick red line, shows excellent agreement with the Brownian law (22) shown by the (thin) full black line.

#### B. Short time limit

The tails of the density  $p(x,t)$  at short times can be obtained from the limit  $t\sqrt{1+2k^2} \ll 1$ , for which the hyperbolic functions behave as

$$\sinh(t\sqrt{1+2k^2}) \sim t(1+k^2), \quad \cosh(t\sqrt{1+2k^2}) \sim 1, \quad (23)$$

where we also expanded the square root for the small  $k$  values we are interested in. Together with expression (20) we thus find

$$\hat{p}(k,t) \sim t^{-1/2} \left( k^2 + \frac{1}{t} \right)^{-1/2}. \quad (24)$$

This expression is indeed normalised,  $\hat{p}(k=0,t) = 1$ . We can thus perform the inverse Fourier transform to obtain  $p(x,t)$  in the correct short time and long  $x$  limit. The solution in terms of the Fourier cosine transform reads

$$p(x,t) \sim \frac{1}{\pi t^{1/2}} \int_0^\infty \frac{\cos(kx)}{(k^2 + 1/t)^{1/2}} dx = \frac{1}{\pi t^{1/2}} K_0\left(\frac{x}{t^{1/2}}\right), \quad (25)$$

in terms of the Bessel function [37]

$$K_0(a\beta) = \int_0^\infty \frac{\cos(ax)}{\sqrt{x^2 + \beta^2}} dx. \quad (26)$$

Keeping in mind that here we are pursuing the large value limit of the scaling variable  $z = xt^{-1/2} \gg 1$ , we expand the Bessel function in the form [38]

$$K_0(z) \sim \sqrt{\frac{\pi}{2z}} e^{-z}. \quad (27)$$

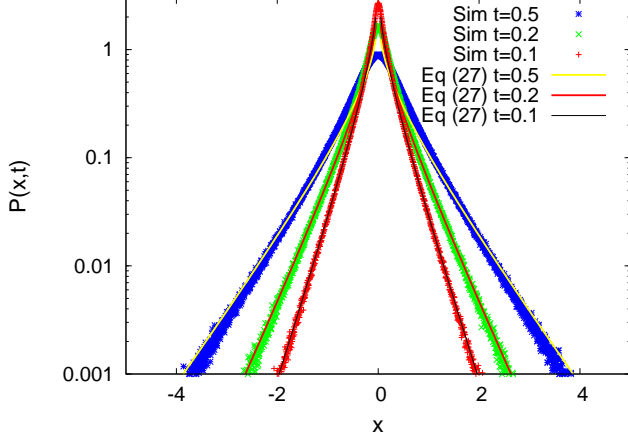


FIG. 3: Probability density function  $p(x, t)$  at short times. We compare results from simulations of the set of Langevin equations (4a) to (4c), represented by the symbols, with the explicit short time solution (25). Excellent agreement is observed, only for the longest time  $t = 0.5$  the wings start to show some deviations.

We thus find the asymptotic result

$$p(x, t) \sim \frac{1}{\sqrt{2\pi|x|t^{1/2}}} \exp\left(-\frac{|x|}{t^{1/2}}\right). \quad (28)$$

This expression reproduces the exponential shape of the probability density function  $p(x, t)$  of the diffusing diffusivity model, with the power-law correction  $|x|^{-1/2}$ .

Figure 3 demonstrates excellent agreement of our short time result (25) and simulations. For the longest simulated time the wings of the distribution start to show some deviations, indicating that in this case the short time limit is no longer fully justified.

The subordination formulation, the explicit result (25) in terms of the Bessel function, and the asymptotic exponential (Laplace) form (28) constitute our first main result. We note that the asymptotic form (28) of the density function  $p(x, t)$  by itself leads to the Brownian scaling (22) of the corresponding mean squared displacement.

### C. Relation to the superstatistical approximation

Above we formulated the concept of diffusing diffusivities in terms of coupled stochastic equations for the particle position  $x(t)$  and the random diffusivity  $D(t)$ . An alternative approach suggested in Refs. [20, 27] is that of the superstatistical distribution of the diffusivity. In superstatistics [29] the overall distribution function of a system of tracer particles, moving in sufficiently large, disjunct patches with local diffusivity  $D$ , becomes the

weighted average

$$p_s(x, t) = \int_0^\infty p_{st}(D) G(x, t) dD, \quad (29)$$

where  $p_{st}(D)$  is the stationary state probability density for the particle diffusivities  $D$ . This distribution is related to that of the variable  $y$  through

$$p_{st}(D) = \int_{-\infty}^\infty f_{st}(y) \delta(D - y^2) dy. \quad (30)$$

Here  $f_{st}(y)$  is the Boltzmann solution (10) from above. With the property  $\delta(D - y^2) = (2\sqrt{D})^{-1} [\delta(y + \sqrt{D}) + \delta(y - \sqrt{D})]$ , we find that

$$p_{st}(D) = \frac{1}{\sqrt{\pi D}} e^{-D}. \quad (31)$$

Combining expressions (29), (10), and (31) we obtain

$$\begin{aligned} p_s(x, t) &= \frac{1}{2\pi t^{1/2}} \int_0^\infty \frac{1}{D} \exp\left(-D - \frac{x^2}{4Dt}\right) dD \\ &= \frac{1}{\pi t^{1/2}} K_0\left(\frac{|x|}{\sqrt{t}}\right). \end{aligned} \quad (32)$$

This is but exactly the result of our subordination scheme in the short time limit, expression (25). In our formulation of the diffusing diffusivity, the superstatistical approach leads directly to the short time regime of the stochastic, subordination approach. Physically, this is a very appealing result, reflecting the consistency with the superstatistical formulation. In a finite system, we would not expect the particles to stay in their local patch of diffusivity  $D$  forever, thus violating the assumption of the superstatistical approach. However, in the short time limit considered above the local stationarity distribution of the diffusivity,  $p_{st}(D)$  is an annealed disorder analogue to the diffusing diffusivity model. This *full* consistency in the short time limit between the subordination approach and superstatistics is our second main result.

### D. Long time limit

We now turn to the long time limit encoded in the Fourier transform (20) of the probability density  $p(x, t)$ , i.e.,  $t\sqrt{1+2k^2} \gg 1$ . Then the hyperbolic functions assume the limiting behaviours

$$\begin{aligned} \sinh\left(t\sqrt{1+2k^2}\right) &\sim \cosh\left(t\sqrt{1+2k^2}\right) \\ &\sim \frac{1}{2} \exp\left(t\sqrt{1+2k^2}\right). \end{aligned} \quad (33)$$

Combined with result (20) we find

$$\hat{p}(k, t) \sim \frac{2^{1/2} \exp\left(\frac{t}{2} [1 - \sqrt{1+2k^2}]\right)}{\left(1 + \frac{1}{2} \left[\sqrt{1+2k^2} + \frac{1}{\sqrt{1+2k^2}}\right]\right)^{1/2}}. \quad (34)$$



As in the short time limit above, this expression is normalised,  $\hat{p}(k=0, t) = 1$ .

Now let us focus on the tails of the probability density  $p(x, t)$ , corresponding to the limit  $k \ll 1$ , for which  $\hat{p}(k, t) = \exp(-k^2 t/2) = \exp(-\langle D \rangle_{\text{st}} k^2 t)$ , and thus

$$p(x, t) \sim \frac{1}{\sqrt{4\pi\langle D \rangle_{\text{st}} t}} \exp\left(-\frac{x^2}{4\langle D \rangle_{\text{st}} t}\right). \quad (35)$$

At long times the probability density function  $p(x, t)$  assumes a Gaussian form, with the effective diffusivity  $\langle D \rangle_{\text{st}} = 1/2$ . This is a consequent result given the Ornstein-Uhlenbeck variation of the diffusivity encoded in the starting equations (4b) and (4c): at sufficiently long times the process samples the full diffusivity space and behaves like an effective Gaussian process with renormalised diffusivity. The explicit derivation of the crossover to the Gaussian behaviour is our third main result.

### E. Leptokurtic behaviour of the probability density function

The deviation of the shape of a distribution function from a Gaussian can be conveniently quantified in terms of the kurtosis

$$K = \frac{\langle x^4(t) \rangle}{\langle x^2(t) \rangle^2} \quad (36)$$

involving the fourth and second moments. With

$$\begin{aligned} \langle x^4(t) \rangle &= \left. \frac{\partial^4}{\partial k^2} \hat{p}(k, t) \right|_{k=0} \\ &= 12 \int_0^\infty \tau^2 T(\tau, t) d\tau = 12 \langle \tau^2(t) \rangle \\ &= 12 \left. \frac{\partial^2}{\partial s^2} \tilde{T}(s, t) \right|_{s=0} \end{aligned} \quad (37)$$

we find the expression (see Appendix A)

$$\langle x^4(t) \rangle = -3(1 - e^{-2t}) + 6t + 3t^2. \quad (38)$$

At short times, when the exponential shape of  $p(x, t)$  prevails, we find that  $\langle x^4(t) \rangle \sim 9t^2$  and thus

$$K \sim 9, \quad (39)$$

indicating a distinctly leptokurtic behaviour. In contrast for long times we see that  $\langle x^4(t) \rangle \sim 3t^2 + 6t$  and thus

$$K \sim 3 + \frac{6}{t}. \quad (40)$$

The leptokurtosis vanishes  $\simeq 1/t$  in the long time limit, as  $p(x, t)$  approaches its asymptotic Gaussian shape, for which  $K = 3$ .

In Fig. 4 we compare the analytical result (36) for the kurtosis based on Equations (22) and (38) with simulations, showing excellent agreement from the short time behaviour all the way to the saturation plateau at the Gaussian value  $K = 3$ .

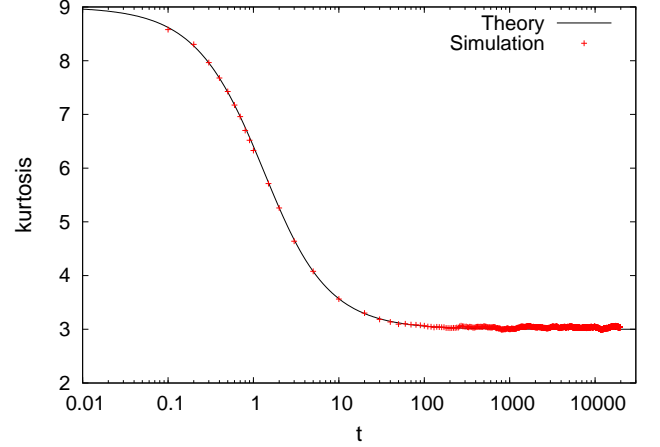


FIG. 4: The Kurtosis  $K$  defined in Equation (36), based on relations (22) and (38) is shown by the full line, simulations results are represented by the symbols. Over the entire displayed time range the agreement between theory and simulations is excellent.

## IV. BIVARIATE FOKKER-PLANCK EQUATION AND RELATION TO THE SUBORDINATION APPROACH

In this section we derive the Fokker-Planck equation corresponding to the set of stochastic equations (4a) to (4c) of our diffusing diffusivity model. We will also establish the relation to the subordination approach of section III.

Following our notation we thus seek the Fokker-Planck equation for the bivariate probability density function  $f(x, y, t)$ , which has the structure

$$\frac{\partial}{\partial t} f(x, y, t) = \mathcal{L}_y f(x, y, t) + y^2 \frac{\partial^2}{\partial x^2} f(x, y, t). \quad (41)$$

The Fokker-Planck operator in  $y$  reads

$$\mathcal{L}_y = \frac{\partial}{\partial y} y + \frac{1}{2} \frac{\partial^2}{\partial y^2}, \quad (42)$$

and the marginal probability density function for  $x$  is then

$$p(x, t) = \int_{-\infty}^{\infty} f(x, y, t) dy. \quad (43)$$

To proceed further we introduce the joint probability density function  $q(\tau, y, t)$  of the Ornstein-Uhlenbeck process  $y(t)$  and its integrated square  $\tau(t)$ , given by equation (15). The corresponding system of stochastic equations has the form

$$\frac{dy}{dt} = -y + \eta(t), \quad (44a)$$

$$\frac{d\tau}{dt} = y^2, \quad (44b)$$

and thus the bivariate Fokker-Planck equation governing the probability density  $q(\tau, y, t)$  reads

$$\frac{\partial}{\partial t} q(\tau, y, t) = \mathcal{L}_y q(\tau, y, t) - y^2 \frac{\partial}{\partial \tau} q(\tau, y, t). \quad (45)$$

Now we introduce an ansatz for the solution of equation (41) of the form

$$f(x, y, t) = \int_0^\infty G(x, \tau) q(\tau, y, t) d\tau, \quad (46)$$

where  $G(x, \tau)$  is the Gaussian probability density given by equation (14). Then, in accordance with equation (43) the marginal probability density  $p(x, t)$  can be written in the subordination form of equation (13), where

$$T(\tau, t) = \int_0^\infty q(\tau, y, t) dy \quad (47)$$

is the marginal probability density function of the integrated square of the Ornstein-Uhlenbeck process whose Laplace transform is given by equation (18).

We now prove that the solution of equation (41) can be presented in the form (46). To that end we differentiate equation (46) and use relation (45) to get

$$\begin{aligned} \frac{\partial}{\partial t} f(x, y, t) &= \int_0^\infty G(x, \tau) \frac{\partial}{\partial t} q(\tau, y, t) d\tau \\ &= \int_0^\infty G(x, \tau) \left[ \mathcal{L}_y q(x, y, t) - y^2 \frac{\partial}{\partial \tau} q(x, y, t) \right] \\ &= \mathcal{L}_y \left[ \int_0^\infty G(x, \tau) q(\tau, y, t) \right] \\ &\quad - y^2 \int_0^\infty G(x, \tau) \frac{\partial}{\partial \tau} q(x, y, t) d\tau. \end{aligned} \quad (48)$$

We now apply relation (46) to the first term and integrate the second term by parts, obtaining

$$\begin{aligned} \frac{\partial}{\partial t} f(x, y, t) &= \mathcal{L}_y f(x, y, t) - y^2 \left\{ q(\tau, y, t) G(x, \tau) \right\}_{\tau=0}^{\tau=\infty} \\ &\quad - \int_0^\infty q(\tau, y, t) \frac{\partial}{\partial \tau} G(x, \tau) d\tau. \end{aligned} \quad (49)$$

Finally, with the relation  $\partial G(x, \tau)/\partial \tau = \partial^2 G(x, \tau)/\partial x^2$ , we see that

$$\begin{aligned} \frac{\partial}{\partial t} f(x, y, t) &= \mathcal{L}_y f(x, y, t) + y^2 \frac{\partial^2}{\partial x^2} f(x, y, t) \\ &\quad + y^2 q(\tau = 0, y, t) \delta(x). \end{aligned} \quad (50)$$

The last term vanishes, as  $\tau$  is the integrated square of  $y(t)$ , and thus we arrive at equation (41). Therefore we showed that the solution of the bivariate Fokker-Planck equation (41) can be presented in the form (46), and consequently the marginal probability density function  $p(x, t)$  can be written in the subordination form (13).

The connection of the bivariate Fokker-Planck equation (41) for the Langevin system (4a) to (4c) with the subordination approach represented by relations (12) and (13) is our fourth main result.

## V. DISCUSSION

An increasing number of systems are reported in which the mean squared displacement is linear in time, suggesting the Brownian motion of the observed tracer particles. Concurrently the (displacement) probability density function is pronouncedly non-Gaussian. Brownian but exponential dynamics was previously explained in a superstatistical approach by Granick and coworkers [20]. Chubinsky and Slater [27] introduced the diffusing diffusivity model and studied it numerically, concluding the crossover from the exponential shape to a Gaussian with effective diffusivity. Jain and Sebastian go further with the double Langevin approach [28]. Here we introduced a consistent minimal model for a diffusing diffusivity. We explicitly obtain the Fourier transform of the full probability density function, from which we obtain the analytical short and long time limits. This allows us to derive explicitly the long time Gaussian shape of the probability density. Moreover we demonstrate a full consistency of our minimal model with the superstatistical approach, as well as with the results of Jain and Sebastian (Appendix B). Finally, we phrase our model in terms of a subordination concept, endowing our model with an extremely flexible basis, such that a wide range of different statistics for the diffusivity can be included. We also obtained the bivariate Fokker-Planck equation for this diffusing diffusivity process and expressed its solution in terms of the subordination integral. Excellent agreement with simulations is provided for the probability density function, the Brownian scaling of the mean squared displacement, and the kurtosis of the probability density function. We are confident that this subordination integral formulation of the diffusing diffusivity model will prove useful for experimentalists observing such dynamics, as well as for theoreticians aiming at expanding this relatively simple model. Possible generalisations may include diffusing diffusivity models with time dependent effective diffusivity [39] or non-Gaussian anomalous viscoelastic diffusion in crowded membranes [40], which contrasts Gaussian anomalous viscoelastic diffusion in non-crowded membranes [42].

For the case of anomalous diffusion we note that an exponential (Laplace) distribution of the form  $p(x, t) = (4\langle D_\alpha \rangle t^\alpha)^{-1/2} \exp(-|x|/[4\langle D_\alpha \rangle t^\alpha]^{1/2})$  was recently observed for the motion of messenger RNA molecules in living E.coli and S.cerevisiae cells [41]. It was modelled in terms of an exponential superstatistical distribution  $p(D_\alpha) = \langle D_\alpha \rangle^{-1} \exp(-D_\alpha/\langle D_\alpha \rangle)$  of the anomalous diffusion coefficient  $D_\alpha$  [41]. Averaging the Gaussian probability density  $(4\pi D_\alpha t^\alpha)^{-1/2} \exp(-x^2/[4D_\alpha t^\alpha])$  typically observed for homogeneous viscoelastic subdiffusion [13] over this  $D_\alpha$  distribution indeed produces the observed Laplace distribution. Similarly one can show that the stretched Gaussian observed for the lipid motion in crowded membranes [40] emerges from a modified distribution of the form  $p(D_\alpha) = [\Gamma(1 + 1/\kappa)\langle D_\alpha \rangle]^{-1} \exp(-[D_\alpha/\langle D_\alpha \rangle]^\kappa)$ . Namely the re-

sulting distribution then assumes the form  $p(x, t) \simeq \exp(-c|x|/(4\langle D_\alpha t^\alpha \rangle^{1/2})^{2\kappa/(1+\kappa)})$  with an additional power law term in  $x$ , see Appendix C. Depending on the value of  $\kappa$  one can then obtain stretched Gaussian shapes for  $p_\alpha(x, t)$  or even broader than exponential forms (superstretched Gaussians).

Let us put the diffusing diffusivity approach into context with other popular models with distributed transport coefficients. Typically these are constructed to describe anomalous diffusion processes. A by now classical model is scaled Brownian motion, in which the diffusivity is a deterministic, power-law function of time [43, 44]. On a stochastic level scaled Brownian motion appears naturally in granular gases [45], in which non-ideal collisions effect a decrease of the system's temperature (kinetic energy). Scaled Brownian motion is non-ergodic and displays a massively delayed overdamping transition [46]. Heterogeneous diffusion processes employ a continuous, deterministic space dependence of the diffusivity and lead to non-ergodic and ageing dynamics [44, 47]. In contrast to these models random diffusivity approaches also have a considerably history. Thus segregation in solids in the context of radiation was described by such an approach [48], and Brownian motion in media with fluctuating friction coefficient, temperature fluctuations, or randomly interrupted diffusion were used to describe, for instance, randomly stratified media [49]. A random diffusivity approach was elaborated to consider light scattering in a continuous medium with fluctuating dielectric constant [50]. Motivated by the comparison of diffusion processes assessed by different modern measurement techniques, the concept of *microscopic single-particle diffusivity* was

developed [51]. In [52] the diffusivity varies randomly but is constant on patches of random sizes. Such random patch model show non-ergodic subdiffusion due to the diffusivity effectively changing at random times with a heavy-tailed distribution. Finally, we mention that a deterministic time dependence of the diffusivity was combined with a random diffusivity in [39].

We conclude with pointing out that the diffusing diffusivity model developed here is closely related to the Cox-Ingersoll-Ross (CIR) model for monetary returns which is widely used in financial mathematics [32]. Indeed, rewriting our Langevin equation (4c) in the form

$$\frac{d}{dt}\sqrt{D} = -\sqrt{D} + \eta(t) \quad \text{or} \quad \frac{d}{dt}D = -D + \sqrt{D} \times \eta(t)$$

we see that this is a particular case of the CIR model for returns, which is in general described as [32]

$$\frac{d}{dt}D = a(b - D) + \sigma\sqrt{D} \times \eta(t). \quad (51)$$

The CIR model essentially correspond to a sum of a squared Ornstein-Uhlenbeck process. There exists also a close connection to the Heston process [31]. Our results should therefore also be relevant to financial market modelling.

#### Appendix A: Fourth moment of $p(x, t)$

By help of relation (17) we obtain the fourth moment of  $p(x, t)$ :

$$\begin{aligned} \langle x^4(t) \rangle &= \frac{\partial^4}{\partial k^4} \hat{p}(k, t) \Big|_{k=0} = \frac{\partial^3}{\partial k^3} \left( -2k \int_0^\infty \tau e^{-k^2 \tau} T(\tau, t) d\tau \right) \Big|_{k=0} \\ &= \frac{\partial^2}{\partial k^2} \left( -2 \int_0^\infty \tau e^{-k^2 \tau} T(\tau, t) d\tau + 4k^2 \int_0^\infty \tau^2 e^{-k^2 \tau} T(\tau, t) d\tau \right) \Big|_{k=0} \\ &= \frac{\partial}{\partial k} \left( 4k \int_0^\infty \tau^2 e^{-k^2 \tau} T(\tau, t) d\tau + 8k \int_0^\infty \tau^2 e^{-k^2 \tau} T(\tau, t) d\tau \right) \Big|_{k=0} \\ &= 12 \int_0^\infty \tau^2 T(\tau, t) d\tau = 12 \langle \tau^2(t) \rangle = 12 \frac{\partial^2}{\partial s^2} \tilde{T}(s, t) \Big|_{s=0}. \end{aligned} \quad (A1)$$

The necessary derivative of  $\tilde{T}(s, t)$  with respect to  $s$  is

$$\begin{aligned} \frac{\partial \tilde{T}(s, t)}{\partial s} &= -\frac{e^{t/2}}{2} \left[ \frac{1}{2} \left( \sqrt{1+2s} + \frac{1}{\sqrt{1+2s}} \right) \sinh(t\sqrt{1+2s}) + \cosh(t\sqrt{1+2s}) \right]^{-3/2} \left[ \frac{s}{(1+2s)^{3/2}} \sinh(t\sqrt{1+2s}) \right. \\ &\quad \left. + \frac{t}{2} \left( 1 + \frac{1}{1+2s} \right) \cosh \left( t\sqrt{1+2s} + \frac{t}{\sqrt{1+2s}} \sinh(t\sqrt{1+2s}) \right) \right]. \end{aligned} \quad (A2)$$

The second differentiation and subsequent limit  $s \rightarrow 0$  produces

$$\frac{\partial^2 \tilde{T}(s, t)}{\partial s^2} \Big|_s = 0 = \langle \tau^2(t) \rangle = -\frac{1 - e^{-2t}}{4} + \frac{t}{2} + \frac{t^2}{4}. \quad (A3)$$

#### Appendix B: Relation to Jain-Sebastian model

Our approach can be generalised to the case of an  $n$ -dimensional Ornstein-Uhlenbeck process considered by



Jain and Sebastian in their elegant phase space path integral approach [28]. To see this, consider

$$D(t) = \mathbf{y}^2(t), \quad (\text{B1})$$

where  $\mathbf{y}(t) = \{y_1(t), y_2(t), \dots, y_n(t)\}$  is an  $n$ -dimensional Ornstein-Uhlenbeck process. Since the components of the vector  $\mathbf{y}(t)$  are independent and

$$\tau(t) = \int_0^t \mathbf{y}^2(t') dt' = \int_0^t \left( y_1^2(t') + y_2^2(t') + \dots + y_n^2(t') \right) dt', \quad (\text{B2})$$

the characteristic function  $\hat{p}(\mathbf{k}, t)$  is simply the  $n$ -fold product of identical characteristic functions  $\hat{p}(k, t)$ , that is,

$$\hat{p}(\mathbf{k}, t) = \exp(nt/2) \left/ \frac{1}{2} \left( \sqrt{1+2k^2} + \frac{1}{\sqrt{1+2k^2}} \right) \times \sinh \left( t\sqrt{1+2k^2} \right) + \cosh \left( t\sqrt{1+2k^2} \right) \right|^{n/2}, \quad (\text{B3})$$

where  $k = |\mathbf{k}|$ . This result coincides with that in reference [28] up to numerical factors, that appear due to the difference in the formulation of the underlying Ornstein-Uhlenbeck model. We consider the following two cases.

### 1. The case $n = 2$

This is the case considered by Jain and Sebastian. The short time behaviour defined by  $t\sqrt{1+2k^2} \ll 1$  of the tails of the probability density function  $p(x, t)$  leads to

$$\hat{p}(\mathbf{k}, t) \sim \frac{1/t}{1/t + k^2} \quad (\text{B4})$$

for the characteristic function. Explicitly,

$$\begin{aligned} p(\mathbf{r}, t) &= \int e^{i\mathbf{k} \cdot \mathbf{r}} \hat{p}(\mathbf{k}, t) \frac{d\mathbf{k}}{(2\pi)^2} \\ &= \frac{1}{2\pi} \int_0^\infty k J_0(kr) \hat{p}(k, t) dk \\ &= \frac{K_0(r/\sqrt{t})}{2\pi t}. \end{aligned} \quad (\text{B5})$$

Here we used the relation [38]

$$\int_0^\pi \cos(kr \cos \varphi) d\varphi = \pi \times J_0(kr). \quad (\text{B6})$$

The probability density (B5) is indeed normalised, as [38]

$$\int p(\mathbf{r}, t) d\mathbf{r} = \int_0^\infty x K_0(x) dx = 1. \quad (\text{B7})$$

In the short time regime of interest, we can employ the expansion of the Bessel function at large argument [38] to get

$$p(\mathbf{r}, t) \sim \sqrt{\frac{\pi\sqrt{t}}{2r}} \times \frac{e^{-r/\sqrt{t}}}{2\pi t} \propto e^{-r/\sqrt{t}}. \quad (\text{B8})$$

Indeed, this is the desired exponential behaviour.

The long time behaviour  $t \gg 1$ , which includes specifically  $t\sqrt{1+2k^2} \gg 1$  is given by

$$\begin{aligned} \sinh \left( t\sqrt{1+2k^2} \right) &\sim \cosh \left( t\sqrt{1+2k^2} \right) \\ &\sim \exp \left( t\sqrt{1+2k^2} \right), \end{aligned} \quad (\text{B9})$$

and

$$\hat{p}(\mathbf{r}, t) \sim \frac{2 \exp \left( t \left[ 1 - \sqrt{1+2k^2} \right] \right)}{1 + \frac{1}{2} \left( \sqrt{1+2k^2} + \frac{1}{\sqrt{1+2k^2}} \right)}, \quad (\text{B10})$$

compare with equation (34). Being interested in the tails of the probability density function, we require that  $k \ll 1$ . In this limit, the shape is Gaussian,

$$\hat{p}(k, t) \sim \exp \left( -\mathbf{k}^2 t \right). \quad (\text{B11})$$

### 2. The case $n \rightarrow \infty$

In this case we obtain for short times  $t\sqrt{1+2k^2} \ll 1$  including  $t \ll 1$  and the tails of the probability density  $p(x, t)$  that

$$\begin{aligned} \hat{p}(\mathbf{k}, t) &\sim \frac{e^{nt/2}}{\left[ \frac{t}{2} (1+2k^2+1) + 1 \right]^{n/2}} \\ &= \frac{e^{nt/2}}{\left[ 1 + \frac{t(1+k^2)\frac{n}{2}}{n/2} \right]^{n/2}} \\ &\rightarrow \frac{e^{nt/2}}{e^{(1+k^2)nt/2}} = e^{-ntk^2/2}. \end{aligned} \quad (\text{B12})$$

Thus the tails of the probability density function  $p(x, t)$  are Gaussian already at short times.

The long time behaviour  $t \gg 1$ , which also implies that  $t\sqrt{1+2k^2} \gg 1$ , leads to

$$\hat{p}(\mathbf{k}, t) \sim \frac{2^{n/2} \exp \left( \frac{nt}{2} \left[ 1 - \sqrt{1+2k^2} \right] \right)}{\left[ 1 + \frac{1}{2} \left( \sqrt{1+2k^2} + \frac{1}{\sqrt{1+2k^2}} \right) \right]^{n/2}}. \quad (\text{B13})$$

Considering the tails, we take  $k \ll 1$ , revealing that

$$\hat{p}(\mathbf{k}, t) \sim \exp \left( -\frac{n\mathbf{k}^2 t}{2} \right) \quad (\text{B14})$$

is also Gaussian, with the same variance. Thus, in the high-dimensional case the regime of exponential wings in the probability density function does not exist at all and the Gaussian shape is established early on.

### Appendix C: Superstatistics with modified exponential diffusivity distribution

Consider the Gaussian probability density function typical for viscoelastic subdiffusion in the overdamped

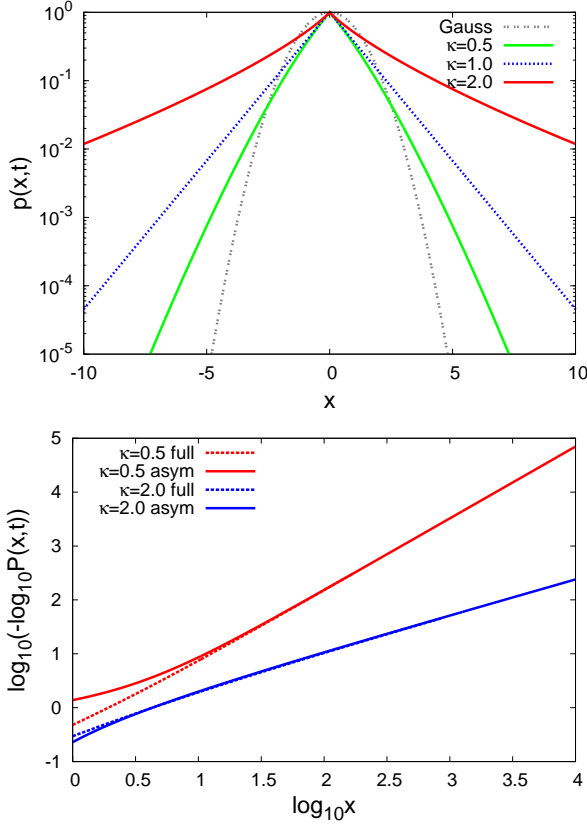


FIG. 5: Top: Superstatistical probability density function  $p_s(x,t)$  according to Equation (C3) from numerical integration, for exponents  $\kappa = 0.5, 1$ , and  $2$  (see the figure key). Bottom: convergence of the full numerical solution to the analytical asymptotic form (C7) for  $\kappa = 0.5$  and  $2$ . All distributions are drawn for  $t = 1$  (a.u.).

limit,

$$G_\alpha(x,t) = \frac{1}{\sqrt{4\pi D_\alpha t^\alpha}} \exp\left(-\frac{x^2}{4D_\alpha t^\alpha}\right), \quad (C1)$$

which is equivalent to fractional Brownian motion [13]. The associated mean squared displacement is  $\langle x^2(t) \rangle = 2D_\alpha t^\alpha$ . For the superstatistical distribution of the generalised diffusion coefficient we choose the modified exponential

$$p_{\text{st}}(D_\alpha) = \frac{1}{\Gamma(1+1/\kappa)\langle D_\alpha \rangle} \exp\left(-\left[\frac{D_\alpha}{\langle D_\alpha \rangle}\right]^\kappa\right). \quad (C2)$$

The resulting probability density function

$$p_s(x,t) = \int_0^\infty p_{\text{st}}(D_\alpha) G_\alpha(x,t) dD_\alpha \quad (C3)$$

can be rewritten as a Laplace transform after a substitution,

$$p_s(x,t) = \int_0^\infty \frac{(z^{1/\kappa})^{1/2-\kappa}}{\kappa \Gamma(1+1/\kappa) \langle D_\alpha \rangle \sqrt{4\pi t^\alpha}} \times \exp\left(-\frac{z}{\langle D_\alpha \rangle^\kappa}\right) \exp\left(-\frac{x^2}{4z^{1/\kappa} t^\alpha}\right) dz, \quad (C4)$$

which transforms the  $z$  dependence into the  $1/\langle D_\alpha \rangle^\kappa$  dependence of the Laplace image. With the identification

$$e^{-z} = H_{0,1}^{1,0}\left[z \left| \frac{\overline{\quad}}{(0,1)} \right.\right] \quad (C5)$$

with the Fox  $H$ -function [53], and using the Laplace transform rules for the  $H$ -function [54], one arrives at the result

$$p_s(x,t) = \frac{|x|}{\kappa \Gamma(1+1/\kappa) \langle D_\alpha \rangle 4\sqrt{\pi} t^\alpha} \times H_{0,2}^{2,0}\left[\frac{x^2}{4\langle D_\alpha \rangle t^\alpha} \left| \frac{\overline{\quad}}{(0,1/\kappa), (-1/2,1)} \right.\right]. \quad (C6)$$

The asymptotic behaviour is then [53]

$$p_s(x,t) \sim \frac{|x|^{(1-\kappa)/(1+\kappa)}}{\kappa \Gamma(1+1/\kappa) \sqrt{\pi} (4\langle D_\alpha \rangle t^\alpha)^{1/(1+\kappa)}} \times \exp\left(-\frac{1+\kappa}{\kappa} \left(\frac{1}{\kappa}\right)^{1/(1+\kappa)} \left[\frac{x^2}{4\langle D_\alpha \rangle t^\alpha}\right]^{\kappa/(1+\kappa)}\right). \quad (C7)$$

In Figure 5 we show the behaviour of the resulting probability density (C3) from numerical inversion. For compressed exponential distributions  $p(D_\alpha)$  with  $\kappa > 1$  the resulting function  $p_s(x,t)$  is a stretched Gaussian, while for a stretched exponential  $p(D_\alpha)$  with  $0 < \kappa < 1$  the function  $p_s(x,t)$  is a superstretched Gaussian, which is broader than the exponential (Laplace) distribution. Figure 5 also demonstrates that the asymptotic behaviour (C7) indeed fits the numerical inversion.

### Acknowledgments

FS and AVC acknowledge Amos Maritan and Samir Suweis for stimulating discussions. AVC acknowledges financial support from Deutscher Akademischer Austauschdienst (DAAD).

[1] R. Brown, Phil. Mag. **4**, 161 (1828); Ann. Phys. Chem. **14**, 294 (1828).

[2] A. Einstein, Ann. Physik (Leipzig) **322**, 549 (1905).

- [3] W. Sutherland, *Philos. Mag.* **9**, 781 (1905).
- [4] M. von Smoluchowski, *Ann. Phys. (Leipzig)* **21**, 756 (1906).
- [5] P. Langevin, *C. R. Acad. Sci. Paris* **146**, 530 (1908).
- [6] J. Perrin, *Compt. Rend. (Paris)* **146**, 967 (1908); *Ann. Chim. Phys.* **18**, 5 (1909).
- [7] I. Nordlund, *Z. Phys. Chem.* **87**, 40 (1914).
- [8] N. G. van Kampen, *Stochastic processes in physics and chemistry* (Elsevier, Amsterdam, 2007).
- [9] B. V. Gnedenko and A. N. Kolmogorov, *Limit distribution for sums of independent random variables* (Addison-Wesley, Reading, MA, 1968).
- [10] J.-P. Bouchaud and A. Georges, *Phys. Rev.* **195**, 127 (1990).
- [11] R. Metzler and J. Klafter, *Phys. Rep.* **339**, 1 (2000).
- [12] R. Metzler and J. Klafter, *J. Phys. A* **37**, R161 (2004).
- [13] R. Metzler, J.-H. Jeon, A. G. Cherstvy, E. Barkai, 2014 *Phys. Chem. Chem. Phys.* **16** 24128.
- [14] R. Metzler, J.-H. Jeon, and A. G. Cherstvy, *Biochim. Biophys. Acta - Biomembranes* **1858**, 2451 (2016).
- [15] F. Höfling and T. Franosch, *Rep. Progr. Phys.* **76**, 046602 (2013).
- [16] I. Golding and E. C. Cox, *Phys. Rev. Lett.* **96**, 098102 (2006).  
S. C. Weber, A. J. Spakowitz, and J. A. Theriot, *Phys. Rev. Lett.* **104**, 238102 (2010).  
J.-H. Jeon, V. Tejedor, S. Burov, E. Barkai, C. Selhuber-Unke, K. Berg-Sørensen, L. Oddershede, and R. Metzler, *Phys. Rev. Lett.* **106**, 048103 (2011).  
S. M. A. Tabei, S. Burov, H. Y. Kim, A. Kuznetsov, T. Huynh, J. Jureller, L. H. Philipson, A. R. Dinner, and N. F. Scherer, *Proc. Natl. Acad. Sci. USA* **110**, 4911 (2013).  
C. die Rienzo et al., *Nature Comm.* **5**, 5891 (2014).
- [17] D. S. Banks and C. Fradin, *Biophys. J.* **89**, 2960 (2005).  
J. Szymanski and M. Weiss, *Phys. Rev. Lett.* **103**, 038102 (2009).  
J.-H. Jeon, N. Leijnse, L. B. Oddershede, and R. Metzler, *New J. Phys.* **15**, 045011 (2013).
- [18] G. R. Kneller, K. Baczynski, and M. Pasenkiewicz-Gierula, *J. Chem. Phys.* **135**, 141105 (2011).  
S. Stachura and G. R. Kneller, *J. Chem. Phys.* **40**, 245 (2014).  
T. Akimoto et al., *Phys. Rev. Lett.* **107**, 178103 (2011).  
J.-H. Jeon, H. M. Monne, M. Javanainen, and R. Metzler, *Phys. Rev. Lett.* **109**, 188103 (2012).  
J.-H. Jeon, M. Javanainen, H. Martinez-Seara, R. Metzler, and I. Vattulainen, *Phys. Rev. X* **6**, 021006 (2016).
- [19] A. Caspi, R. Granek, and M. Elbaum, *Phys. Rev. Lett.* **85**, 5655 (2000).  
D. Robert, T. H. Nguyen, F. Gallet, and C. Wilhelm, *PLoS ONE* **4**, e10046 (2010).  
J. F. Reverey, J.-H. Jeon, M. Leippe, R. Metzler, and C. Selhuber-Unkel, *Sci. Rep.* **5**, 11690 (2015).
- [20] B. Wang, J. Kuo, S. C. Bae, and S. Granick, *Nature Mat.* **11**, 481 (2012).
- [21] B. Wang, S. M. Anthony, S. C. Bae, and S. Granick, *Proc. Natl. Acad. Sci. USA* **106**, 15160 (2009).
- [22] T. Toyota, D. A. Head, C. F. Schmidt, and D. Mizuno, *Soft Matter* **7**, 3234 (2011).  
M. T. Valentine, P. D. Kaplan, D. Thota, J. C. Crocker, T. Gisler, R. K. Prudhomme, M. Beck, and D. A. Weitz, *Phys. Rev. E* **64**, 061506 (2001).  
M. S. s Silva, B. Stuhmann, T. Betz, and G. H. Koenderink, *New J. Phys.* **16**, 075010 (2014).
- N. Samanta and R. Chakrabarti, *Soft Matter* **12**, 8554 (2016).
- [23] E. R. Weeks, J. C. Crocker, A. C. Levitt, A. Schofield and D. A. Weitz, *Science* **287**, 627 (2000).  
W. K. Kegel and A. van Blaaderen, *Science* **287**, 290 (2000).  
K. C. Leptos, J. S. Guasto, J. P. Gollub, A. I. Pesci, and R. E. Goldstein, *Phys. Rev. Lett.* **103**, 198103 (2009).  
C. Xue, X. Zheng, K. Chen, Y. Tian, and G. Hu, *J. Chem. Phys. Lett.* **7**, 514 (2016).
- [24] S. Stylianidis, N. J. Kuwada, and P. A. Wiggins, *Biophys. J.* **107**, 2684 (2014).  
B. R. Parry, I. V. Surovtsev, M. T. Cabeen, C. S. O'Hern, E. R. Dufresne, and C. Jacobs-Wagner, *Cell* **156**, 183 (2014).  
M. C. Munder et al., *eLife* **5**, e09347 (2016).
- [25] S. Hapca, J. W. Crawford, and I. M. Young, *J. Roy. Soc. Interface* **6**, 111 (2009).
- [26] J. D. Eaves and D. R. Reichman, *Proc. Natl. Acad. Sci. USA* **106**, 15171 (2011).  
S. Bhattacharya, D. K. Sharma, S. Saurabh, S. De, A. Sain, A. Nandi, and A. Chowdhury, *J. Phys. Chem. B* **117**, 7771 (2013).  
J. Kim, C. Kim, and B. J. Sung, *Phys. Rev. Lett.* **110**, 047801 (2013).  
P. Chaudhuri, L. Berthier and W. Kob, *Phys. Rev. Lett.* **99**, 060604 (2007).  
H. E. Castillo and A. Parseian, *Nature Phys.* **3**, 26 (2007).  
J. S. van Zon and F. C. MacKintosh, *Phys. Rev. Lett.* **93**, 038001 (2004).  
G. Marty and O. Dauchot, *Phys. Rev. Lett.* **94**, 015701 (2005).  
J. Choi, A. Kudrolli, R. R. Rosales, and M. Z. Bazant, *Phys. Rev. Lett.* **92**, 174301 (2004).  
H. Touchette, E. van der Straeten, and W. Just, *J. Phys. A* **43**, 445002 (2010).  
S. R. Majumdaer, D. Diermeier, T. A. Rietz, and L. A. N. Amaral, *Proc. Natl. Acad. Sci. USA* **106**, 679 (2009).
- [27] M. V. Chubynsky and G. W. Slater, *Phys. Rev. Lett.* **113**, 098302 (2014).
- [28] R. Jain and K. L. Sebastian, *J. Phys. Chem. B* **120**, 3988 (2016).
- [29] C. Beck, *Phys. Rev. Lett.* **87**, 180601 (2001).  
C. Beck and E. G. D. Cohen, *Physica A* **322**, 267 (2003).  
C. Beck, *Prog. Theor. Phys. Suppl.* **162**, 29 (2006).
- [30] H. Risken, *The Fokker-Planck equation* (Springer, Heidelberg, 1989).
- [31] S. L. Heston, *Rev. Financial Studies* **6**, 327 (1993).
- [32] J.-P. Fouqué, G. Papanicolaou, and K. R. Sircar, *Derivatives in financial markets with stochastic volatility* (Cambridge University Press, Cambridge, UK, 2000).  
J. C. Cox, J. E. Ingersoll, and S. A. Ross, *Econometrica* **53**, 385 (1985).
- [33] W. Feller, *An introduction to probability theory and its applications*, volume 2 (John Wiley & Sons, New York, 1968).  
K. Sato, *Lévy processes and infinitely divisible distributions* (Cambridge University Press, Cambridge, UK, 1999).
- [34] H. C. Fogedby, *Phys. Rev. E* **50**, 1657 (1994).
- [35] A. Baule and R. Friedrich, *Phys. Rev. E* **71**, 026101 (2005).  
A. Baule and R. Friedrich, *EPL* **77**, 10002 (2007).  
S. Eule, R. Friedrich, F. Jenko, and D. Kleinhans, J.

- Phys. Chem. B **111**, 11474 (2007).  
D. Kleinhans and R. Friedrich, Phys. Rev. E **76**, 061102 (2007).  
See also A. V. Chechkin, M. Hofmann, and I. M. Sokolov, Phys. Rev. E **80**, 031112 (2009).  
J. H. P. Schulz, A. V. Chechkin, and R. Metzler, J. Phys. A **46**, 475001 (2013).  
M. Magdziarz, A. Weron, and J. Klafter, Phys. Rev. Lett. **101**, 210601 (2008).
- [36] T. Dankel, SIAM J. Appl. Math. **51**, 568 (1991).
  - [37] I. S. Gradshteyn and I. M. Ryzhik, Table of integrals, series and products (Academic Press, New York, NY, 1965).
  - [38] M. Abramowitz and I. Stegun, Handbook of Mathematical Functions (Dover, New York, 1972).
  - [39] T. Uneyama, T. Miyaguchi, and T. Akimoto, Phys. Rev. E **92**, 032140 (2015).  
A. G. Cherstvy and R. Metzler, Phys. Chem. Chem. Phys. **18**, 23840 (2016).  
T. Akimoto and E. Yamamoto, Phys. Rev. E **93**, 062109 (2016).
  - [40] J.-H. Jeon, M. Javanainen, H. Martinez-Seara, R. Metzler, and I. Vattulainen, Phys. Rev. X **6**, 021006 (2016).
  - [41] T. J. Lampo, S. Stylianidis, M. P. Backlund, P. A. Wiggins, and A. J. Spakowitz, Biophys. J., at press.  
R. Metzler, New & Notable, Biophys. J., at press.
  - [42] J.-H. Jeon, H. Martinez-Seara Monne, M. Javanainen, and R. Metzler, Phys. Rev. Lett. **109**, 188103 (2012).
  - [43] S. C. Lim and S. V. Muniandy, Phys. Rev. E **66**, 021114 (2002).
  - [44] A. Fulinski, Phys. Rev. E **83**, 061140 (2011).  
A. Fulinski, J. Chem. Phys. **138**, 021101 (2013).  
A. Fulinski, Acta Phys. Polon. **44**, 1137 (2013).
  - [45] N. V. Brilliantov and T. Pöschel, Kinetic theory of granular gases (Oxford University Press, Oxford, UK, 2004).  
A. S. Bodrova, A. K. Dubey, S. Puri, and N. V. Brilliantov, Phys. Rev. Lett. **109**, 178001 (2012).
  - [46] J.-H. Jeon, A. V. Chechkin and R. Metzler, Phys. Chem. Chem. Phys. **16**, 15811 (2014).  
F. Thiel and I. M. Sokolov, Phys. Rev. E **89**, 012115 (2014).  
A. Bodrova, A. V. Chechkin, A. G. Cherstvy, and R. Metzler, Phys. Chem. Chem. Phys. **17**, 21791 (2015).  
A. Bodrova, A. V. Chechkin, A. G. Cherstvy, H. Safdari, I. M. Sokolov, and R. Metzler, Sci. Rep. **6**, 30520 (2016).
  - [47] A. G. Cherstvy, A. V. Chechkin, and R. Metzler, New J. Phys. **15**, 083039 (2013).
  - A. G. Cherstvy, A. V. Chechkin, and R. Metzler, Phys. Chem. Chem. Phys. **15**, 20220 (2013).
  - A. G. Cherstvy, A. V. Chechkin, and R. Metzler, Soft Matter **10**, 1591 (2014).
  - A. G. Cherstvy, A. V. Chechkin, and R. Metzler, J. Phys. A **47**, 485002 (2014).
  - O. Farago and N. Grønbech-Nielsen, Phys. Rev. E **89**, 013301 (2014).
  - O. Farago and N. Grønbech-Nielsen, J. Stat. Mech. **156**, 1093 (2014).
  - A. W. C. Lau and T. C. Lubensky, Phys. Rev. E **76**, 01123 (2007).
  - [48] V. I. Dubinko, A. V. Tur, A. A. Turkin, and V. V. Yanovsky, Radiation effects and defects in solids **112**, 233 (1990).
  - [49] R. Rozenfeld, J. Luczka, and P. Talkner, Phys. Lett. A **249**, 409 (1998).  
J. Luczka, P. Talkner, and P. Hänggi, Physica A **278**, 18 (2000).  
P. Talkner and J. Luczka, in J. A. Freund and T. Poeschel, Editors, Stochastic Processes in Physics, Chemistry and Biology (Springer, Berlin, 2000).  
J. Luczka and B. Zaborek, Acta Phys. Polonica B **35**, 2151 (2004).  
J. Luczka, M. Niemec, and E. Piotrowski, Phys. Lett. A **167**, 475 (1992).  
J. Luczka, M. Niemec, and E. Piotrowski, J. Phys. A **26**, 4849 (1993).
  - [50] S. M. Rytov, Y. A. Kravtsov, and V. I. Tatarskii, Principles of statistical radiophysics (Springer, Berlin, 1989).
  - [51] M. Bauer, R. Valiullin, G. Radons, and J. Kärger, J. Chem. Phys. **135**, 144118 (2011).  
T. Albers and G. Radons, EPL **102**, 40006 (2013).  
M. Heidernaetsch, M. Bauer, and G. Radons, J. Chem. Phys. **139**, 184105 (2013).
  - [52] P. Massignan, C. Manzo, J. A. Torreno-Pina, M. F. García-Parako, M. Lewenstein, and G. L. Lapeyre, Jr., Phys. Rev. Lett. **112**, 150603 (2014).  
C. Manzo, J. A. Torreno-Pina, P. Massignan, G. J. Lapeyre, Jr., M. Lewenstein, and M. F. Garcia Parajo, Phys. Rev. X **5**, 011021 (2015).
  - [53] A. M. Mathai and R. K. Saxena, The  $H$ -function with applications in statistics and other disciplines (Wiley Eastern Ltd, New Delhi, India, 1978).
  - [54] W. G. Glöckle and T. F. Nonnenmacher, J. Stat. Phys. **71**, 741 (1993).