

Atoms of electronic transition deform or elongate but do not ionize while inert gas atoms split

Mubarak Ali

Department of Physics, COMSATS Institute of Information Technology, 45550 Islamabad, PAKISTAN, E-mail: mubarak74@comsats.edu.pk, mubarak74@mail.com

Abstract –The phenomenon whereby atoms take a positive or negative charge by losing or gaining one or more electrons forms the basis of familiar processes. However, those atoms which occupy unfilled state executing electron-dynamics under force application do not ionize. Atoms of many elements dealing squeeze state at ground level elongate under the force of opposite poles while in surface format. While impinging electrons of instantaneous velocity at fixed angle to such atoms which transfer transported energy resulting into their further elongation. When electrons do not impinge at fixed angle to naturally elongated atoms, they deal deformation behavior where stretching of energy knots clamping electron states remains non-orientational. In the case of inert gas atoms, an alternative process takes place. Atoms of inert gas under certain flow rate split into electron streams while surplus propagation of photons characteristic current to their inter-state electron gap, thus, on increasing wavelength of travelling photons to visible range reveal light glow. In solar cells and in other similar kinds of gadgets, photonic current is generated. All sorts of microscopes reveal details of surface topography on resolving the image, micrometers size to subatomic level, is owing to certain pace of reflected photons. The selected area photon reflection patterns specify that spotted dots are due to intensities of reflected photons as well which were being controlled at certain pace of angle while interacting to surface of structure. Many phenomena are discussed here inferring photonic current instead of electronic current. These fundamental revolutions bring vast changes in the existing state of science.

Keywords: Fundamental and applied sciences; Atoms of electronic transition; Inert gas atoms; Photonic current; Atomic elongation; Atomic deformation.

Introduction:

Considering a negative or positive charge of an atom while gaining or losing electron (s) is being considered as the basis of a chemical or a physical process while dealing many studies. Ion of atom is the term where it either loses electron (s) or gains electron (s) in the valence shell. Ions are the species which possess net negative charge or net positive charge. The ion that deals net negative charge on an atom is known as anion while the ion that deals net positive charge on an atom is known as cation. Based on that, an anion is attracted towards the anode and a cation is attracted towards the cathode. Thus, the ion of an atom has the number of electrons unequal to the number of protons and this gives net electrical charge on the atom [1]. In chemical term, cation is formed on losing one or more electrons while anion is formed on gaining one or more electrons. In physical term, ion pairs are created under the ion impact consisting of a free electron and a positive ion [2]. In 1884, Arrhenius explained in his dissertation that salt dissociates into Faraday's ions while forming a solution [3]. Since then, abundant studies have been appeared in various periodicals referring to the ionization process of atoms. Again, Noble prize was awarded for work on the equation of state of gases and liquids where binding of atoms in small particles was being considered under the van der Waals interactions [4]. However, the elementary charge of electrically isolated atom is quantized [5]. Again, in the all processes and syntheses of materials, their input source of energy remains the electronic (electric) current where electron flows are being considered in the explanations of their scientific results and discussion.

Gold tiny-sized particles developed under varying dynamics of the process are discussed elsewhere [6]. Development of tiny particles along with the process of formation of geometric anisotropic shaped particles and distorted particles under varying concentration of gold precursor have been discussed elsewhere [7]. Under identical process conditions, molar concentration of different precursors was processed where it has been concluded that nature of the precursor in terms of need-in atoms take the edge in developing tiny particles of certain shapes along with development of extended shaped particles [8]. Tiny shaped particles and large-sized particles have been developed under varying the ratios of bipolar pulse OFF to ON time and pulse

polarity [9]. A particle of sub-micron sized was developed where many tiny-sized particles couldn't pack precisely revealing the diffusion of atoms under the stretching of energy knots clamping their electron states [10]. A detail process of developing high aspect ratio shapes of gold particles under optimized conditions is discussed elsewhere [11]. The tiny grains carbon film delivered enhanced field emission which is based on large amount of tiny grains originally related to structure of smooth elements [12] and growth habit of grains/crystallites changes under a slight variation of the localized conditions of process [13]. The mechanism of formation of triangular-shaped tiny particle dealing localized gravity at solution surface has been discussed elsewhere [14]. The structure evolution of atoms is under attained dynamics while binding under electron-dynamics as discussed elsewhere [15]. The phenomena of heat energy and photon energy has been discussed [16] where forcing energy converts into heat energy while interaction to suitable medium and photon energy is generated again under the application of inter-state electron-dynamics while dealing a neutral state silicon atom. Due to different atomic behavior under dealing environment conditions, their tiny-sized particles can be defective nanomedicine instead of being effective [17]. The origin of different states of atoms has been discussed elsewhere [18].

In this paper, this is verified and explained that atoms of electronic transitions don't ionize in any of their chemical or physical state. Such atoms also don't bind under the difference of electron (s). Such atoms undergo erosion process while exceeding plastic behavior of energy knots clamping their electron states. However, on splitting, atoms of inert gas do lose electrons in the form of electron streams where photons characteristic current leave inter-state electron gap and on entering in the open (air) medium increase the wavelength. This study also discusses that atoms of metallic character reveal enhanced conductive behavior because of the several inter-state electron gaps spreading in mixed order dimension; in the case of insulating type materials, poor conductive behavior is revealed and in the case of semi-metallic type materials, intermediate conductive behavior is revealed.

Results and discussion:

Atoms of all those elements executing electronic transition evolve structure where binding of atoms take place by means of energy placing under the application of force operational at electron level [15]. On obtaining possible neutral state of atoms in certain elements, they will be capable to process heat energy into photon energy under the execution of inter-state electron-dynamics [16]. However, prior to attain neutral state of atoms from solid state, they deal squeeze state at ground level where placing nano shape energy binds them as it is without executing electron-dynamics [7-11]; binding of atoms while in monolayer assembly at solution surface is under the application of nano shape energy. A squeeze state of atoms is resulted when their electrons are recovering from naturally dealing state [14]; under recovery state, atoms deal the maximum distortion of clamped energy knots because their electron states deal forces at individual level. Therefore, such atoms under transition of state (solid state to squeeze state) deal uniform elongation due to the only force of surface format at ground level. At solution surface, such elongations of gold atoms are observed as discussed elsewhere [7-11]. While dealing accelerated elongation behavior of a naturally elongated atom, a uniform east west force reacts. While dealing deformation behavior of a naturally elongated atom, a non-uniform east west force reacts. Therefore, introduced force behaviors are observed at different levels where invited energy doesn't allow atoms (of any state) at any state to form ion, thus, keep mass and energy conserved as stated by the law of conservation of mass and law of conservation of energy since their existence.

When energy knot(s) clamping electron state(s) stretch orientationally in already (naturally) elongated atom, that atom elongated further. When the energy knot(s) clamping electron state(s) stretch non-orientationally in naturally elongated atom, that atom deformed. A naturally elongated atom reveals deformation behavior instead of enhanced elongation when energy knot(s) clamping electron state(s) is/are not stretching orientationally due to either unsuitable position of atom in tiny-sized particle or due to not impinging electron stream (s) at suitable fixed angle. In either case, when atoms deformed or elongated, their electron-dynamics become non-confined where they don't execute inter-state electron-dynamics as discussed elsewhere [14]. Such behaviors don't identify that an atom can be in ionic state. However, in a case, an atom

remains under confined electron-dynamics where it executes inter-state electron-dynamics and it succeeds in attaining neutral behavior at certain instant where evolving different dimensions and different formats basis-structure as discussed elsewhere [15]. In this context, both sorts of electron-dynamics (confined or non-confined) don't reveal any sign of losing an electron or gaining an electron from their atoms. In the case when atoms are under confined electron-dynamics, it means that electron-dynamics are confined within inter-state gap which is not in accordance with the ionization process.

Regardless of that, inert gas atoms don't exhibit electronic transitions because of all the filled states, they are splitted under forcing energy of photons characteristic current, that's why forced out electrons are ejected in the form of streams. The forcing electron streams transferred energy to atoms simultaneously dealing squeeze state under the influence of force of east west poles. Atoms of many materials (noble metals and near ground solid state behavior) deal this behavior while squeezing when they deal the ground level, as a result, energy knot(s) clamping electron state(s) of their atoms is/are being stretched uniformly. A squeeze state atom showed in Figure 1 (a) reveals the swelling in texture. That atom while in its squeeze state along with other atoms of three-dimensional tiny particle bind to form lattice is under the application of nano shape energy. The formation of different monolayer three-dimensional tiny particles under differently nano shape energy has been discussed elsewhere [9]. This study presents only elongation and deformation behaviors of an atom and doesn't deal the study of tiny particle. Therefore, only single atom is being shown in Figure 1 (a) dealing squeeze state just prior to be influenced by force of east west poles at ground level. It goes into elongation state while dealing opposite forces of east west poles from the centre. This direct elongation of squeeze state atom at ground level is a natural sort of elongation as the energy knots clamped electron states deal uniform stretching under the existing level of east west forces. The elongation is uniform at both left and right sides at centre of the atom as shown in Figure 1 (b); the centre of uniformly elongated atom is indicated by the white dot. However, at solution surface or at any other suitable flat surface when that elongated atom deals impinging electron streams at suitable fixed angle, it further goes into elongation along east west poles as shown in Figure 1 (c). Forces of east

west poles elongated further to naturally elongated atom uniformly where stretching of energy knots clamping electron states remained in same orientation at both sides from the centre of atom, thus, the electronic structure of that further elongated atom, which was already elongated (naturally), is modified into structure of smooth element on impinging electron streams at fixed suitable angle as shown in Figure 1 (c). But, when the naturally elongated atom shown in Figure 1 (b) doesn't deal impinging electron streams at fixed angle then that elongated atom deforms as shown in Figure 1 (d). Therefore, elongated atom dealt impingement of electron streams at different angles, it goes to deformation instead of further elongation at uniform rate and it doesn't modify structure to structure of smooth element as shown in Figure 1 (d); stretching of energy knots clamping electron states remained in different orientation. Squeeze state atoms of monolayer assembly bind under the placement of nano energy while dealing the solution surface resulting into crop triangular-shaped tiny particles [7-11]. An atom dealing neutral state at ground level on following the squeeze state is also deformed at invading region of impinging electron where its instantaneously velocity transferred the transported merged energy at instant of contact as discussed elsewhere [16].

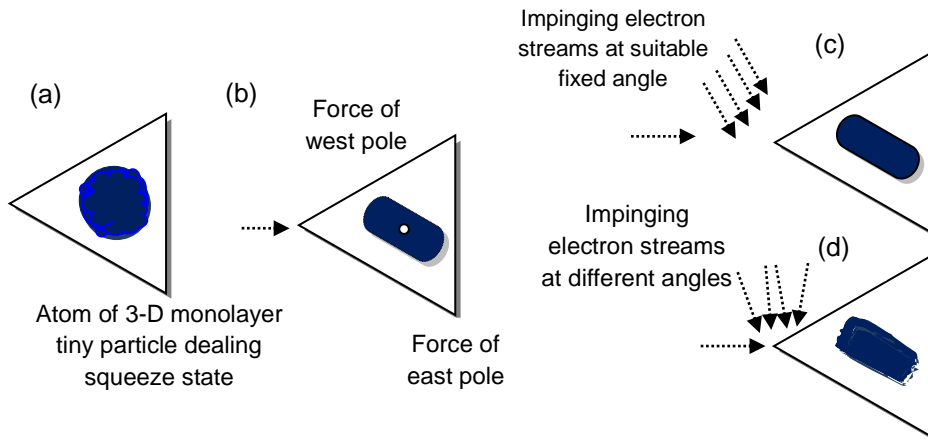


Figure 1: Atom of monolayer three-dimensional tiny particle of surface format deals (a) squeezed state at ground level, (b) natural elongation of squeezed state atom under uniform east west forces, (c) impinging electron streams at suitable fixed angle further elongated the naturally elongated atom at uniform rate and (d) impinging electron streams at different angles deformed the naturally elongated atom

In certain nature atoms, their amalgamation into tiny cluster and developing tiny-sized particles require their neutral state, otherwise, they don't enable the confined

inter-state electron-dynamics through which they could generate controlled energy dealing the element of force, i.e., forcing energy [16]. This behavior doesn't agree to ionization of an atom. Nonetheless, in the case considering the formation of ions but by having less or more electron (s) in an atom implies that the numbers of electrons become different under the same mass number. Losing or gaining of an electron in gold atom so-called gold ion either has numbers of electrons of platinum atom or numbers of electrons of mercury atom, respectively. However, in both cases mass numbers belong to gold atom as per description provided by the Periodic Table. Yet again, where atoms having valency +1 such as gold and platinum, on losing an electron, their outer shell of valence electrons should be considered empty. Thus, number of filled shells is reduced to five which is again contradicted to refer an atom to that specific element. In another example, helium atom on losing an electron so-called ion of helium has left with one electron which is the case in hydrogen atom also and while gaining an electron so-called ion of helium possesses number of electrons '3' which belongs to lithium atom as well. But in both cases, the mass number belongs to helium atom.

Due to all filled states of inert gas atoms, the electronic transitions are prohibited, thus, they can't amalgamate to form tiny-sized particles. Atoms of inert gas atoms can go in rectangle shape at points where the force of all poles influenced at near ground level as discussed elsewhere [18]. However, Kawai *et al.* [19] highlighted the role of classical van der Waals interactions under the limits of an isolated atomic model. Again, the van der Waals or dispersion forces are said to be attractive forces that arise from induced dipoles and can only be attained when fluctuations of charge density are in wavelike nature [20]. Therefore, the inert gas atoms behave differently under the application of photonic current as compared to atoms eligible to execute electronic transitions, thus, split into electron streams. In Figure 2, the ejection of electrons in the form of streams while considering argon atom is shown. On the splitting of argon atom under the photon energy characteristic current while propagating through its inter-state electron gap, the electrons' rings splitted into electron streams, thus, resulting into allow photons to increase wavelength while travelling in medium (air) other than inter-state electron gap where they reveal glow when wavelength of certain density of traveling

photons reaches in the visible range. Thus, splitted inert gas atoms to electron streams resulting into allow switch wavelength of photons to the wavelength of hard X-rays, soft X-rays, ultraviolet range, visible range, etc., that is, becoming photons of increasing wavelength. As discussed, ejected electron streams on the splitting of argon atoms (or other inert gas atoms) are being utilized to impinge underlying atoms eligible to execute electronic transitions. Thus, splitted electron streams of inert gas atoms work as to deform or elongate atoms of tiny particles. When suitable number of photons characteristic current are propagating in inter-state electron gaps of their atoms, they are related to photonic current but as they leave on splitting (bursting) atoms under their extreme forcing energy, they enter in air medium by increasing wavelength at scale of dissipating forcing energy into heat.

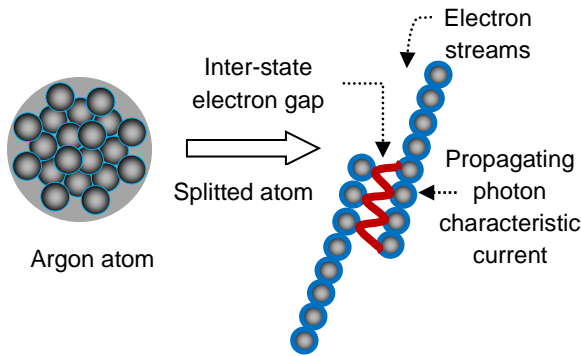


Figure 2: Argon atom split under the application of photonic current and photon characteristic current propagates through inter-state gap of electrons just prior to the increasing wavelength in air medium.

Photons characteristic current, on splitting inert gas atoms into electron streams under their forcing energy, enter in air medium where they exceed the wavelength by decreasing forcing energy depending on the nature of their travelling medium. Thus, converting it into low energy band (hard X-rays) to further down where on reaching in the visible region, when spot size is in the visible range of naked eye, reveal light glow as shown in Figure 3. Inert gas atoms behave inert because, they don't involve electron-dynamics due to filled states, thus, they are not the ones that bind while using (cycling) heat energy. Due to the absence of room provided by unfilled states, their elongation and deformation behaviors are also not likely to be similar as in the case of atoms of unfilled states. Leaving the medium of inter-state electron gap of propagating photons characteristic current and entering in air medium, they increase the wavelength by

lowering energy and where the wavelength is reached in the visible range. The light glow is observed until it is in the resolute limit of eye. In Figure 3, dotted line roughly divides the two-medium termed as switching medium where, at lower side, photons wavelength in the width of inter-state electron gap are propagating in inter-state electron gap and on terminating the path, enter in air medium while increasing their wavelength. The photons characteristic current are the ones which have wavelength equal to inter-state electron gap in an atom which is related to photons current instead of electrons current.

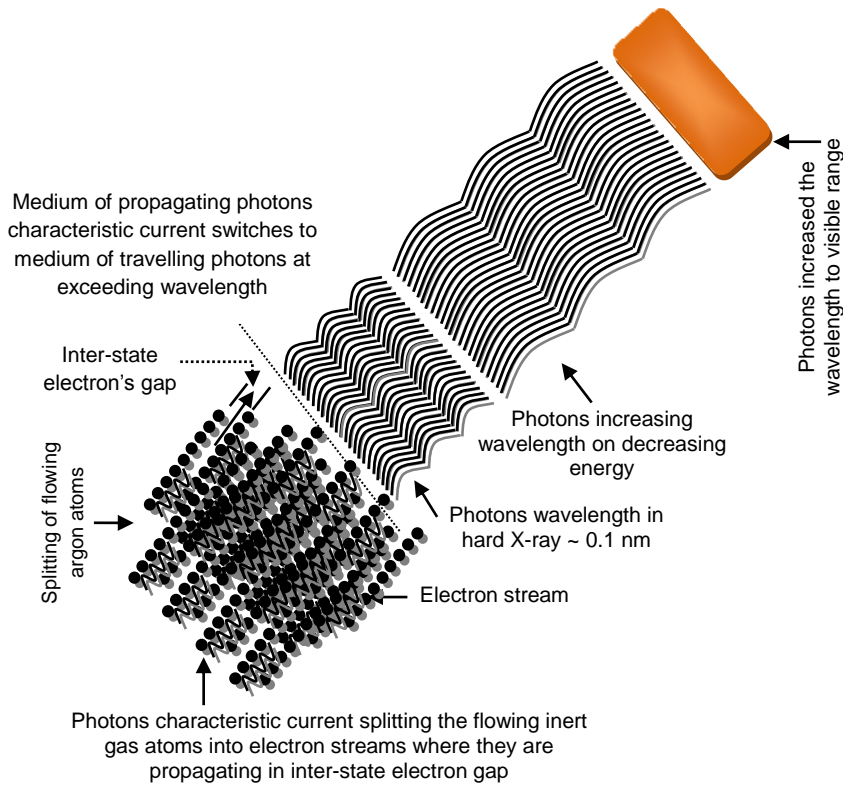


Figure 3: On splitting argon atoms into electron streams propagating photons characteristic current through inter-state electron gap switching wavelength to the exceeding one while travelling in the air medium where on reaching the wavelength in visible range reveal the glow of light.

As noticed while synthesizing various colloidal solutions in homemade built pulse-based electronphoton-solution interface process where on setting longer duration of bipolar pulse ON/OFF time ($> 40 \mu\text{sec}$) results into disappearing the glow of light, sometimes, blinking and giving sound like whistle where no consistent light was observed indicating the non-splitting of argon atoms, however, the argon gas remained

in continue flow under controlled mass flow meter. The non-splitting of argon atoms is due to setting longer period of pulse OFF time where splitting of argon atoms into electron streams terminated, as a result, photons wavelength near to the current ones don't remain in connection to exceed wavelength to the photons of increasing ones. Again, the same scenario was observed at the time of joining two parts of graphite rod which was broken into two pieces, the tape wrapped around the region of broken sections to keep working as one unit, both smoke and burning of adhesive tape was noticed at the site where tape was wrapped while processing the solution. Photons propagated through graphite rod transformed into energy under the interaction of solution resulting into dissociate gold atoms from the precursor while they were uplifted to solution surface under the force of reaction of entering electron streams and increasing wavelength photons (in the form of light glow) in solution as discussed elsewhere [11]. Therefore, uplifting of metallic atoms to solution surface was because of providing force through light glow while dissociation of metallic atoms from their precursor is under the energy supplied by immersed graphite rod known as anode. The photons characteristic current are the ones that supply energy on merging into heat under the interaction of solution. However, prior to that, propagation to inter-state electron gap of graphitic state atoms is related to photonic current. A further detail is given elsewhere [11].

To analyze the atoms of suitable elements either in the form of line intensity or in the form of elemental composition, an energy dispersive X-ray spectroscopy (EDX) is required to investigate the specimen. Now, built-in reference library of EDX gives the information of present atoms based on electronic behavior (transferring of electron from filled state to nearby unfilled state). This again indicates that electrons of those atoms neither went anywhere nor incorporated into those atoms to form ions. In EDX analyses, atoms of suitable elements execute electronic transitions as per provided energy from the source under the application of detector specifically designed for this job where liquid nitrogen is used to avoid the contribution of its own atoms. This is done prior to start the process. Liquid nitrogen keeps the atoms of detector away from their neutral state (in solid cold state). In EDX analysis, inert gas and hydrogen don't show the

elemental composition validating that their atoms don't contain unfilled state to execute electronic transition through which reference library tally the designated energy.

In silicon solar cells (and other similar kinds of gadgets), inter-state electron-dynamics result into generate photons characteristic current as discussed elsewhere [16]. Their transportation to busbars and fringes are developed initially to collect those which are resulting per atom. Fabrication process of silicon solar cell involves diffusion process in which PN junction is introduced during the flow of phosphine gas under high temperature of the furnace tube and to furnish the route of propagating photons at the time of exposure of cell to sunlight along with maintaining the neutral behavior of silicon atoms in the lattice. Photonic current propagates in only one terminal called negative terminal. A positive terminal facilitates connection or reverses propagation of unused photons. On transportation of these photons to fringes, they propagate and termination of their contacts in a solar cell is followed by connecting points with next solar cells in series which will result into direct photonic current. It is pertinent that ejection of electrons from atoms of silicon lattice functioning in only few-layered structure where an atom owns only certain number of electrons resulting into erode the atom, then, how a silicon solar cell works for several years with said performances again contradicts the phenomenon of formation of ions. While exposure to sunlight, if the rate of transfer of one electron in each atom of top layer of silicon solar cell is 1 second and the rate of transfer of 14 electrons in each atom of top layer of silicon solar cell is only 14 seconds, as a result, all electrons in 30 nm thick layer will be ejected in 23 minutes (approx.). So, it is hard to say that solar cell has the capability to generate current due to flow of electrons.

As discussed above that splitting of inert gas atoms enable the switching of wavelength of photons characteristic current to photons of increasing wavelength. When a material of certain design is introduced to deal photonic current, for example, connecting tungsten filament of bulb between so-called negative terminal (where current is propagated) and positive terminal (where surplus current is propagated) result into light as the coil setup is under the maintained vacuum and in the case of open air setup as for so-called electric heater, their photonic current is mainly converted into heat. The

same is the case in other household appliances (Tube light, T.V., Radio, Microwave oven, etc.) and according to built-in features of the certain appliance, utilization of photonic current is operated at different level. The devices, when breakup the propagation of photonic current is also halted where positive terminal is no longer remained to be effective and it is only involved to utilize excess photonic current into next appliance connected in series or to propagate photons characteristic current back to the grid.

In photoelectric effect or photoemission, interaction of sunlight (having certain wavelength) to metal surface eject the electrons. However, in view of these observations, photons are generated under inter-state electron-dynamics of bare surface atoms while absorbing energy of sunlight and their propagation in inter-state electron gap result into reveal deflection of needle at ammeter. In line with this, the phenomenon reveals photo-photonic effect.

In the case of scanning microscope known as SEM, field emission scanning microscope known as FE-SEM, transmission microscope known as TEM and high-resolution transmission microscope known as HR-TEM, beam of current is a photonic current resulted by the sources known as electron sources –solid state crystal or field emission gun or tungsten filament. These sources don't eject electrons of their atoms but phenomenon of electronic transitions under suitable heat energy in those atoms results into the generation of photons characteristic of current where increasing wavelength upto the required resolution of image as per controlled pace resolve the surface topography of materials in the prescribed resolution of an instrumental technique; features of the image are resolved in the resolution of few nanometers in field emission scanning microscope and to sub-atomic level resolution in the case of high resolution transmission microscope images which is not the case in optical microscope where visible light is employed to see the image upto 0.2 mm. Where the resolution of image is ~ 10 nm, the reflected photons at the surface possess wavelengths in the same limit as well. An image can be resolved close to 0.05 nm and using the further shortened wavelength of photons may result into the melt down of the material under investigation. In this context, we are dealing with the climax of

transmission microscope. As shown elsewhere [9], image is resolving down to resolution of 0.10 nm where widths of structure of smooth elements and their inter-spacing distance are observable. Again, in our previous work [6], we can observe the width of more elongated atoms approaching close to 0.05 nm indicating the resolving power of resulted photons as resulted from the dedicated source of high resolution transmission microscope.

In the studies given elsewhere [7, 9, 10], the selective area photon reflection patterns of various geometric anisotropic shaped particles show different distance of spotted dots in high degree angle shape (distance between dots is ~ 0.24 nm) and lower degree angle shape (distance between lines/dotted lines is ~ 0.27 nm). This is related to the difference in the rate of elongation of atoms in triangular-shaped tiny particles dealing low degree angle packing (rod and bar like shape particles) and higher degree angle packing (triangle and hexagon like shape particles) for developing geometric anisotropic shaped particles as discussed elsewhere [10]. This again validates that current is due to propagation of photons having amplitude of wavelength equal to the width of inter-state electron gap.

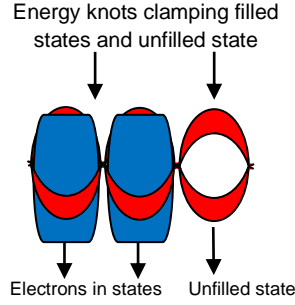
In a neon lamp, inert gas atoms split under the field of photonic current, thus, the splitted atoms allow propagating photons characteristic current to travel in increasing wavelength while leaving inter-state electron gap, thus, switch wavelength of photons to visible spectrum where the glow in orange color is observed (wavelength ~ 650 nm). In different cathodic arc physical vapor deposition techniques, the shape of an arc on increasing the wavelength of photons in visible range is observed. However, at the time when photons characteristic current is at the way to increase wavelength, prior to that, it utilizes high forcing energy to eject material from the target (known as cathode) to be deposited. The migration of so-called anions toward anode and so-called cations toward cathode in electrolysis process is not due to gain or loss of electron (s), respectively. In fact, the characteristic energy photons dissociate atoms and remove the volatile species from the surface of interest as well. Where direct photonic current is a source to split compound, it removes volatile species from the surface. In lithium-based devices, photons wavelength in inter-state electron gap are being stored under the supply as

structure of lithium works to store energy [15]. The same approach is applicable in focused ion beam where photons are the source of forcing energy to prepare the sample for high resolution microscopy; etching of tantalum carbide specimen from silicon substrate under said procedure is shown elsewhere [21].

Atoms of electronic transition (or suitable materials) dealing solid state mainly recognized in three categories; conductor, semi-conductor and insulator. It is taught that atoms of conductive behavior deal overlapping of the band gap between valence band and conduction band. Atoms (or their suitable materials) of semi-insulating behavior deal partial overlapping of the band gap between conduction band and valence band. Materials of insulating behavior deal separation of the band gap between valence band and conduction band. It is known that flow of electrons (charges) is electronic (electric) current which is through the band gap of atom. But, in all sorts of atoms, they don't contain such band gap where propagation of photons is through their inter-state electron gap.

On measuring tensile strength of bulk materials, their elastic and plastic behaviours take place before reaching the rupture point. In the case of an atom, when dealing solid state behavior, it shows elastically-driven behavior of electron state also within inter-state electron-dynamics where the position of electron is being recovered under the feasible force of nearby unfilled state. However, in the case of atom dealing plastically-driven behavior of electron state instead of recovering the position of electron by nearby unfilled state that state of electron permanently stretches where the structure of atom modifies either in the manner of elongation or in the manner of deformation. Now, when an atom doesn't deal further stretching of electron state and reaches to certain limit of its stretching, it starts eroding due to the breaking of energy knot clamping the state of that electron. In the case of an atom where electron is not available to clamp energy knot at its state, it is called unfilled state as shown in Figure 4 which always belongs to the outer ring of that atom. Thus, in the elongated (or deformed) atoms where energy knots of their electron states further stretched, they result into initiate the erosion process. This, once again, contradicts the phenomenon of formation of ion.

Figure 4: Filled states of pair of electrons and unfilled state clamping by naturally built-in energy knots



A photon characteristic current has amplitude in the height to relax point while wavelength in the inter-state electron gap. Due to perfect gap between two electrons at any side, the probability of entered propagating photons of current to atoms of lattice dealing metallic elements is enhanced significantly as compared to the ones which are known in their semi-metallic behavior and obviously to the ones known in their insulating behavior. This results into lower the dissipation of entered propagating photons within the lattice of metallic elements and in other suitable atoms. Therefore, copper wires are being considered highly suitable materials for the propagation of photons characteristic current where inter-state electron gap is remained stable while working in the normal conditions of environment. In Figure 5, the wavelength (distance between start point and end in unit photon) and amplitude (width) are equal; distance between any two sides of filled state electrons dealing any format is the same. Therefore, propagating photons of any length work in all dimensional if inter-state electron gap is available.

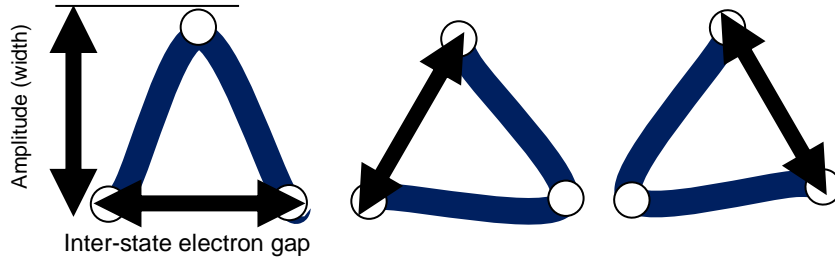


Figure 5: Unit photon showing inter-state electron gap and amplitude width (height) of unit photon

On moving the optical tweezers in real-time control system, tunable arbitrary geometries of cold neutral atoms for quantum engineering are prepared [22] and regular arrays of individually controlled cold atoms are prepared as well [23]. On one side, the inert gases validating by explaining that these are not the ones forming fourth state of matter known as plasma but bringing further clarity in the understanding of plasma-

based phenomena in many areas of research, more importantly, in medical and biological sciences along with understanding the behavior of atoms of various elements. On the other side, these recently published studies [22, 23] are opening the new avenues of research as well. Such tunable arbitrary geometries and regular arrays of atoms, on further tuning, may become the future candidates for hiding selective text of a document and many other exciting discoveries. All that glitters need not be Au but TiN or ZrN as well [24]. It appears that several elements and compounds glitter at a level not visualized by us through the naked eyes, and what is needed to attain is the controlling of inter-state electron-dynamics of atoms under their neutral behavior. The process of splitting inert gas atoms will shed light on the science of several remarkable applications. These investigations will help to explore the unknown processes of so-called space plasma, medical plasma, industrial plasma and many other phenomena not yet explored. There are many more phenomena of science in developed processes, devices and instrumental techniques together with undisclosed ones that are needed to re-visit and investigate directly or indirectly. The photonic current can directly benefit in resolving the surface topography of interest on controlling the wavelength of photons (and in the required limit needed to resolve the surface) instead of implanting different components in the microscopes like tungsten filaments, solid state crystal, field emission gun, etc. It is also required to re-explain the science of various phenomena of nature by underpinning explanation in relation to photonic current. A recently conducted study explains the role of chamber pressure while depositing carbon films where involved the influence of not only force and heat energy but forcing energy also [25].

Conclusions:

Atoms of any nature while in any state can't be ionized and the mass and energy are conserved as stated by the laws. Atoms deal elongation when dealing squeeze state under the uniform force of east west poles existing at ground level in surface format as each electron is dealing its own dynamics under clamping energy knot of its each state. An elongated atom deals further elongation while impinging electron streams at fixed suitable angle where it modifies electronic structure to structure of smooth element. An

elongated atom deals deformation behavior while impinging electron streams at different angles where it doesn't modify electronic structure to structure of smooth element. In elongated atoms (or deformed), masses of electrons align along east west poles (or don't align uniformly along opposite poles forces of surface format) and inter-state electron-dynamics become ineffective. Atoms start to erode under excess plastically-driven behavior of energy knots clamping state of their electrons.

Atoms of inert gases split while propagating photons characteristic current under exceeded acceleration in their inter-state electron gap where photons increase wavelength while travelling in the air medium and when their wavelength, travelling with certain density, reach in the visible range, they reveal the glow of light. Photons characteristic current propagate under the forcing energy in the inter-state electron gap of atoms configuring structure of one-, two-, three- and mixed order dimension which describe the photonic current. These investigations don't comply the concept of band gap dealing different behavior depending on the nature of atom.

In silicon solar cells and other similar kinds of gadgets, photons characteristic current is generated, they enter in the grid as per procedure devised for solar cell fabrication and work as photonic current. In different scanning and transmission microscopes, implanted components are the source of photons generation under necessitating energy resolving the surface topography of material in specified outreach.

In EDX analysis, scanning microscopes, transmission microscope and others, the wavelengths of photons are resulted under the built-in feature which is being utilized in resolving the surface of interest under investigation as per set angle and pace of interaction. However, in the case of impinging electrons with certain pace and angle to underlying matter neither reflect nor resolve the surface under investigation but elongate the elongated atoms of squeeze state further.

These findings alter the science in several ways by underpinning the existing understanding of differently nature atoms, materials and phenomena of daily operated devices along with light (photon)-matter interaction. Accordingly, it opens the ways of convenience for emerging scientific leaders to explore reliable and sustainable science behind technologically important applications.

References:

1. "Ion" entry in Collins English Dictionary, HarperCollins Publishers, (1998).
2. Knoll, G. Radiation detection and measurements (3rd ed.), New York, Wiley (1999).
3. Arrhenius, S A. http://www.nobelprize.org/nobel_prizes/chemistry/laureates/1903/index.html
4. van der Waals, J. D. https://www.nobelprize.org/nobel_prizes/physics/laureates/1910/.
5. Millikan, R. A. http://www.nobelprize.org/nobel_prizes/physics/laureates/1923/.
6. Ali, M., Lin, I –N. The effect of the Electronic Structure, Phase Transition and Localized Dynamics of Atoms in the formation of Tiny Particles of Gold. <http://arxiv.org/abs/1604.07144>.
7. Ali, M., Lin, I –N. Development of gold particles at varying precursor concentration. <http://arxiv.org/abs/1604.07508>.
8. Ali, M., Lin, I –N. Tapping opportunity of tiny shaped particles and role of precursor in developing shaped particles. <http://arxiv.org/abs/1605.02296>.
9. Ali, M., Lin, I –N. Controlling morphology-structure of particles at different pulse rate, polarity and effect of photons on structure. <http://arxiv.org/abs/1605.04408>.
10. Ali, M., Lin, I –N. Formation of tiny particles and their extended shapes –Origin of physics and chemistry of materials. <http://arxiv.org/abs/1605.09123>.
11. Ali, M., Lin, I –N., Yeh, C. –J. Predictor packing in developing unprecedented shaped colloidal particles (submitted for consideration).
12. Ali, M., Lin, I –N. Phase transitions and critical phenomena of tiny grains thin films synthesized in microwave plasma chemical vapor deposition and origin of ν_1 peak. <http://arxiv.org/abs/1604.07152>.
13. Ali, M., Ürgen, M. Switching dynamics of morphology-structure in chemically deposited carbon films –A new insight. *Carbon*, **122** (2017) 653-663.
14. Ali, M. The study of tiny shaped particle dealing localized gravity at solution surface. <http://arxiv.org/abs/1609.08047>.
15. Ali, M. Structure evolution in atoms of solid state dealing electron transitions. <http://arxiv.org/abs/1611.01255>.
16. Ali, M. Revealing the Phenomena of Heat and Photon Energy on Dealing Matter at Atomic level. <https://www.preprints.org/manuscript/201701.0028/>.
17. Ali, M. Nanoparticles-Photons: Effective or Defective Nanomedicine. *J. Nanomed. Res.*, **5** (2017) 00139.

18. Ali, M. Why some atoms are in gaseous state and some in solid state but carbon work on either side. (submitted for consideration)
19. Kawai, S., *et al.* Van der Waals interactions and the limits of isolated atom models at interfaces. *Nat. Commun.* (2016) DOI: 10.1038/ncomms11559.
20. Ambrosetti, A., Ferri, N., DiStasio Jr., R. A., Tkatchenko, A. Wavelike charge density fluctuations and van der Waals interactions at the nanoscale. *Science* **351**, 1171-1176 (2016).
21. Ali, M., Ürgen, M., Atta, M. A., Kawashima, A., Nishijima, M. Surface morphology, nano-indentation and TEM analysis of tantalum carbide-graphite composite film synthesized by hot-filament chemical vapor deposition. *Mater. Chem. Phys.* **138**, 944-950 (2013).
22. (a) D. Barredo, S. de Léséleuc, V. Lienhard, T. Lahaye, A. Browaeys, An atom-by-atom assembler of defect-free arbitrary 2d atomic arrays, <https://arxiv.org/abs/1607.03042>, (2016)
(b) D. Barredo, S. de Léséleuc, V. Lienhard, T. Lahaye, A. Browaeys, An atom-by-atom assembler of defect-free arbitrary two-dimensional atomic arrays, *Science* **354**, 1021-1023 (2016).
23. (a) M. Endres, *et al.* Cold Matter Assembled Atom-by-Atom <https://arxiv.org/abs/1607.03044>
(b) M. Endres, *et al.*, Atom-by-atom assembly of defect-free one-dimensional cold atom arrays, *Science* **354**, 1024-1027 (2016).
24. A. Boltasseve, V. M. Shalaev, All that glitters need not be gold, *Science* **347**, 1308-1310 (2015).
25. M. Ali, M. Ürgen, Deposition Chamber Pressure on the Morphology of Carbon Films (Submitted for consideration).

Author's biography:



Mubarak Ali graduated from University of the Punjab with B.Sc. (Phys& Maths) in 1996 and M.Sc. Materials Science with distinction at Bahauddin Zakariya University, Multan, Pakistan (1998); thesis work completed at Quaid-i-Azam University Islamabad. He gained Ph.D. in Mechanical Engineering from Universiti Teknologi Malaysia under the award of Malaysian Technical Cooperation Programme (MTCP;2004-07) and postdoc in advanced surface technologies at Istanbul Technical University under the foreign fellowship of The Scientific and Technological Research Council of Turkey (TÜBİTAK; 2010). He completed another postdoc in the field of nanotechnology at Tamkang University Taipei (2013-2014) sponsored by National Science Council now M/o Science and Technology, Taiwan (R.O.C.). Presently, he is working as Assistant Professor on tenure track at COMSATS Institute of Information Technology, Islamabad campus, Pakistan (since May 2008) and prior to that worked as assistant director/deputy director at M/o Science & Technology (Pakistan Council of Renewable Energy Technologies, Islamabad; 2000-2008). He was invited by Institute for Materials Research (IMR), Tohoku University, Japan to deliver scientific talk on growth of synthetic diamond without seeding treatment and synthesis of tantalum carbide. He gave several scientific talks in various countries. His core area of research includes materials science, physics & nanotechnology. He was also offered the merit scholarship (for PhD study) by the Government of Pakistan but he couldn't avail. He is author of several articles published in various periodicals (<https://scholar.google.com.pk/citations?hl=en&user=UYjvhDwAAAAJ>).