

Atoms of None of the Elements Ionize While Atoms of Inert Behavior Split by Photonic Current

Mubarak Ali

Department of Physics, COMSATS University Islamabad, Islamabad Campus, 45550,

Park Road, Pakistan, mubarak74@mail.com, mubarak60@hotmail.com,

<http://orcid.org/0000-0003-1612-6014>

Abstract: It is a custom to refer to atoms by stating positive or negative charges when they lose or gain electrons. However, it becomes confusing when thinking about the related principles and phenomena of ionization. It is also necessary to realize that atoms of suitable elements can execute the interstate dynamics of the qualified electrons. Atoms also undertake transition states. Atoms can elongate. Atoms can expand. Atoms can contract. Under a suitable input power, flowing inert gas atoms can split. On splitting, inert gas atoms convert into electron streams. By carrying photons, when electron streams impinge on atoms, atoms of solid behavior further elongate. If not, elongated atoms at least deform. These atomic behaviors validate that they cannot ionize. On splitting the flowing inert gas atoms, the characteristics of the photons become apparent. The splitting of inert gas atoms, the carrying of photons by the electron streams, and the lighting of traveling photons validate that an electric current is a photonic current. Capturing a surface or interface image of differently processed materials in a microscopic investigation and magnifying or decreasing the resolution of

that image is due to the resolving powers of the characteristic photons. Some well-known principles also validate that an electric current is a photonic current.

Keywords: Atoms; Photons; Photon-matter interaction; Photonic current; Bandgap

1.0. Introduction

It is customary to consider a negative or positive charge when the atom gains or loses an electron. So, these customs form the basis of a chemical or physical process. Ions are the species that possess either the net negative or the net positive charge.

The net negative charge is an anion, which attracts toward the anode. A cation is not like that. The ion has several electrons unequal to the number of protons. Ion denotes an atom with a net electrical charge [1]. In a chemical sense, the cation is due to losing the electron. The anion is due to gaining the electron.

In physical science, ion pairs form due to the ion impact consisting of a free electron and a positive ion [2]. In the processing of salt solution in 1884, Sir Svante Arrhenius discussed in his dissertation the formation of Faraday ions [3]. An award of the Nobel Prize for performing work on the equation of state in 1910. However, the study of van der Waals interactions remained under hot debate [4].

To develop different materials, voltage multiplied by current equal to power considers the source of electric current. The flow of electrons or charged particles refers to the electric current in all the processes, methods, and phenomena utilizing and consuming the power. It is not the case at all in the current study.

A force exerted at the electron level determines the energy behavior of an amalgamating nanoparticle or particle in the solution [6]. The developments of the tiny-

sized particles and shaped particles under the varying concentrations of gold precursor were discussed [7]. In the development of tiny-shaped particles, different precursors were investigated [8]. The tiny-sized particles, nanoparticles, and particles develop at different pulse rates [9]. Tiny-sized particles pack developing the nanoparticles and particles [10]. In a pulse-based process, a detailed method of developing high aspect ratio gold particles was discussed [11].

A carbon film delivers enhanced field emission due to the deposition of carbon film having many tiny grains [12]. The growth habit of grains and crystallites changes under a slight variation of the localized conditions of the process [13]. The conversion of the atomic arrays of a tiny-shaped particle into the structures of smooth elements is present [14]. Different structural evolutions are due to executing confined interstate electron dynamics of atoms [15]. By considering the silicon atom, the phenomena of heat and photon energy were revealed [16]. X-ray diffraction is related to X-ray reflection validating new atomic structures [17]. Solid and gaseous atoms establish different relationships of force and energy when undertaking transitional behaviors [18].

A study elsewhere [19] considered a carbon element with different states but showing a fixed number of electrons. In the hard coating, different-natured atoms deposit, which is discussed elsewhere [20]. Carbon films were deposited in different morphology and structure [21]. These studies do not reveal that different element atoms form ions.

The current study validates that the atoms do not ionize. The study further discloses that an electric current is a photonic current. A bandgap is not due to the conventionally known conduction band. It is due to the interstate electron gap. The study also presents

a preliminary detail of some well-known principles and phenomena with new insight. The study not only revises the science but also opens new chapters.

2.0. Experimental Details

This work does not contain any specific experimental detail. However, the study adds to the general understanding of physical and chemical sciences and various engineering aspects. It helps to write results and present a discussion more insightfully. The study also helps to explain the results at micron and bulk levels. This study addresses both scientific and social impacts. In different areas of physical, chemical, environmental, and medical sciences, a reliable discussion is possible by referring to this study.

This study particularly empowers those who would like to study atomic behavior, bandgap, physical and chemical phenomena, microscopic analyses, applications related to force and energy, sustainable and green sciences, binding mechanisms of atoms, electric current, and material behavior and structural dynamics. This work is also helpful in studying the light-matter interaction and the photon-matter interaction. The ambition of the study is to introduce a new era of science by revising. Developing new research methodologies and experimental approaches is a need.

3.0. Models and Discussion

Atoms form one-dimensional arrays of triangular-shaped tiny particles elongated under the immersing format forces [14]. A transitional behavior atom orientated left and right-sided electrons from the center [18]. Thus, surface forces can tilt the laterally-orientated electrons adjacently in atoms of suitable elements.

Gold particles developed high aspect ratio shapes under the optimized conditions as discussed elsewhere [22]. However, the surface force does not orientate the central electrons of the atoms largely. Or the tilting of the electrons is minor.

Electrons of the zeroth or inner rings of the atoms should not deal with the exertion of surface forces. Therefore, a solid element atom deals with the elongation under the plastically driven electronic states. In this case, unidirectionally-stretched energy knots should not recover. The stretching of energy knots should remain uniform.

In the deformation process of an atom, the non-uniformly stretched energy knots also usually do not recover. In this case, electrons orientate partially adjacent-wise and orientate partially lateral-wise under the uneven reflexes of forces.

In the transition state of an atom, its mass depends on both the force and energy behaviors of electrons. So, the mass of the same element atom does not remain conserved. The force energy behaviors for the original state solid atom remain conserved. The same can be the case in gaseous atoms. However, it is with a different scientific insight.

In the modification process of a solid atom, which can relate to the elongation process or deformation process, the energy knots clamped electrons alter the position and alignment.

The lattice of a gaseous atom tightens at suitable conditions of the process. It can undergo squeezing behavior. Gaseous atoms contract instead of expanding under the elongation or deformation behavior. When an atom keeps the dynamics of the electron confined, that electron executes interstate dynamics by involving the conservative force [15]. These different atomic behaviors indicate that they do not form ions.

If an atom executes the dynamics of the electron partially confined or non-confined, that electron engages the partial conservative force or non-conservative force [19]. In this context, the dynamics of the electrons do not show signs of losing and gaining their atoms.

Figure 1 (a) shows a re-crystallized state of the hypothesized gold atom. That atom should deal with a crystallized (transition) state at an electronically flat solution surface. However, that atom should deal with uniform elongation on entering the electronically decreasing level solution surface.

Figure 1 (b) shows the natural sort of elongation of a gold atom, where the electrons left to the dot (or center) tilt south to east and the electrons right to the dot tilt south to west. In the elongation, energy knots clamped electrons stretch uniformly. However, the zeroth ring electrons keep almost the original orientation. The access of surface force for those electrons remains prohibited. These factors indicate that solid atoms do not ionize.

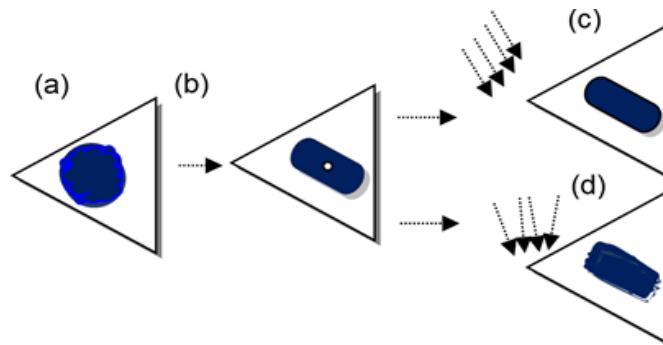


Figure 1: A single gold atom of the triangular-shaped tiny particle when in the (a) re-crystallized state at the flat solution surface, (b) elongation under the immersing format forces, (c) further elongation under the impingement of fixed angle electron streams, and (d) deformation under the impingement of different angled electron streams

A naturally elongated gold atom can further elongate because of the impinging electron streams at a fixed angle (Figure 1c). The electron streams impinge at a fixed angle to the naturally elongated gold atom, further stretching the energy knots. Thus, that atom undergoes further elongation. When a naturally elongated gold atom does not deal with impingement at a fixed angle, that atom deforms, as shown in Figure 1 (d).

The exertion of force remains uneven in the deformation of a solid atom. The gaseous atoms undertake the squeezing behavior instead of elongation or deformation. Gaseous atoms usually deal with tightening energy knots in squeezing behavior rather than stretching. In gaseous atoms, the surface force also controls the orientation of electrons.

In the expansion behavior, the lattice of a solid atom controls the orientation of electrons. Transitional energy changes the energy of an atomic lattice [23]. The expansion can take place throughout the lattice of the solid atom. The orientations of some electrons can be up to as in the case of the recovery state of that atom.

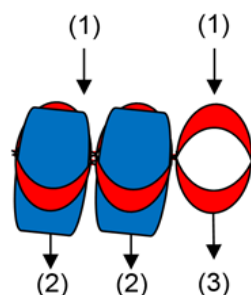
An expansion of the solid atom usually occurs between the original and recovery states, which refers to the volumetric expansion. Thus, the surface force remains less influential. However, a solid atom expands linearly in the re-crystallization or liquid state.

In the contraction behavior, the lattice of a gaseous atom controls the orientation of electrons. Transitional energy, which is in a different form, influences the atomic lattice. The contraction can take place throughout the lattice of the gaseous atom. In the contraction behavior, surface force usually remains less influential. The orientations of some electrons can be up to as in the case of the recovery state of that atom.

The orientations of some electrons can also be up to as in the case of the liquid state of that atom. Gaseous atoms can uniformly contract within their original state and recovery state. Gaseous atoms can also uniformly contract within the re-crystallized state and liquid state. These atomic behaviors verify that gaseous atoms do not ionize.

In addition to the filled states, Figure 2 also shows the empty energy knot called the unfilled state. An electron does not change its state while undertaking infinitesimal displacements. The transition is as per the provision provided by the clamped energy knot. The elongation or deformation of the solid atom indicates it cannot form an ion. There is no transfer of the electron.

Figure 2: (1) filled states and an unfilled state, (2) filled state electrons, and (3) unfilled state (or empty) energy knot



The erosion of solid atoms and squeezing of gaseous atoms are not because of the loss or gain of electrons. The splitting of the inert gas atom does not refer to the ionization process.

An eruption of a gaseous atom is also not because of the loss or gain of electrons. When atoms lose the electron or gain the electron, their atomic number does not remain the same. However, their mass number remains the same. A negative gold ion has the same number of electrons as a platinum atom.

A positive gold ion has the same number of electrons as a mercury atom. However, in both cases, the mass number remains for the gold atom under different atomic numbers. These are not scientifically correct. It means atoms do not ionize.

From another perspective and when considering the earlier atomic structures, in atoms of those elements having valence number +1, one shell will reduce on losing the electron, which contradicts their significance.

Atoms of inert behavior split under the field of photonic current because of inertness. A splitting inert gas atom neither loses the electron nor gains the electron. Kawai *et al.* [24] highlighted the role of classical van der Waals interactions under the limits of an isolated atomic model. The binding of inert gas atoms can be due to some other factors. Attractive forces that arise from induced dipoles are the van der Waals forces or dispersion forces [25]. However, this is not the case in studies given elsewhere [10, 14].

In the pulse-based electron photon-solution interface process, photons entering the solution enable the floating of metallic atoms [11]. In a pulse-based or plasma-based process, the splitting of argon atoms is also due to the photons of current. Hence, inert gas atoms get converted into electron streams.

In Figure 3, label (1) shows the argon atom. Label (2) shows the splitting path of the argon atom. When an argon atom splits in the excessive field, electron streams form. Figure 3 shows the electron streams of a splitting argon atom. In Figure 3, label (3) shows the bottom of the tube dealing with the excessive field, and label (4) shows the electron streams carrying the photons. Label (5) in Figure 3 shows a photon traveling without following an electron stream. A photon directly travels to enter the air medium. In Figure 3, label (6) shows that a glow of light appears due to the photons. Inert gas atoms behave inertly due to not executing the electron dynamics. Inert gas atoms also do not undertake transitions.

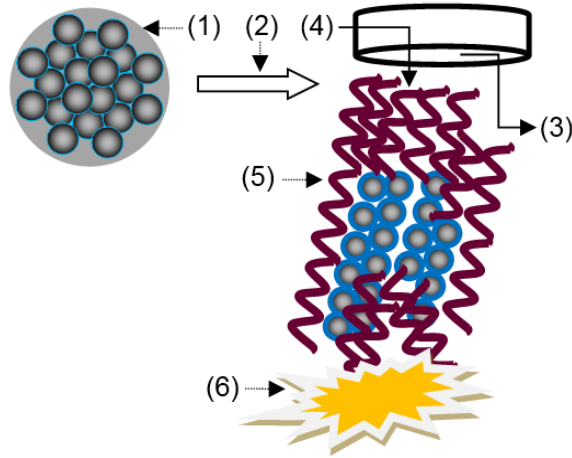


Figure 3: (1) argon atom, (2) splitting argon atom under the tube, (3) cathode tube carrying inert gas atoms and the excessive field, (4) electron streams carrying photons, (5) direct entrance of photons to the solution or air-medium, and (6) glow of light

When the propagating photons leave the splitting inert gas atoms, they enter the solution or air medium, where their characteristics become apparent. The field of traveling photons confines the field of air medium. So, a light appears. In Figure 3, a glow appears right below the tube. (A photon travels in the air medium. In the interstate electron gap of a material, a photon propagates instead of traveling, which makes better sense.)

The splitting inert gas atoms make the way or channel for subsequent traveling photons entering the air medium. In the wavelength of the visible range, photons reveal the light having an orange color. The localization or confinement of forces coming from different sources becomes the cause of lighting behavior.

In silicon solar cells or other similar devices, the dynamics of an electron generate photon characteristics of the current [16]. The transportation of the photons to fringes is due to the suitable fabrication process of the solar cell. Photons propagate in the

interstate electron gaps of the atoms to reach the terminals in the solar cell. The working of the silicon solar cell for several years contradicts the phenomenon of the formation of ions. The regain process of an electron also appears to be irrational. Hence, the photonic current is due to the propagation of photons featuring current.

Due to the supportive behavior of the connected metallic wire, the generated photons propagate nearly at the speed of light through that wire. The propagation of photons is through the interstate electron gaps of the atoms forming that metallic wire.

Features of the image resolve in a few nanometers while using the field emission scanning microscope and at sub-atomic level resolution while using the high-resolution transmission microscope. The photons of current can melt the sample under investigation. Thus, the application of the transmission microscope is already in full resolving power. The width of the more elongated atom reached as close as a resolution of 0.05 nm in a high-resolution transmission microscope image, showing photons' resolving power to that image [9]. Therefore, the current is due to the propagating photons instead of flowing electrons or charged particles.

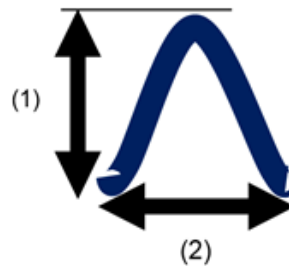
In the arc-based deposition technique, the ignition arc is due to interactions of the high-density population of the featured photons. So, ejected atoms deposit at the surface of the substrate in the form of coating [20], which again confirms that an electric current is a photonic current. The flow of anions and cations towards the anode and cathode in the electrolysis process is not due to the gain and loss of electrons, respectively. Both energy and force of photons dissociate the atom from the precursor or compound. There is also a need to revise the science of lithium-ion beam technology.

In a focused ion beam, the sample etching is due to the suitable population of the featured photons rather than ions [26].

In the photoelectric effect or photoemission, the interaction of sunlight with the metal results in the ejection of electrons. Due to the heat energy, atoms of the metallic surface execute confined interstate electron dynamics to generate photons. The needle of the ammeter shows the deflection due to the current of photons. Hence, the phenomenon is related to the photo-phonic effect. It again validates that an electric current is a photonic current.

Such discussions again reiterate that electrons or charged particles cannot flow. So, the electric current is an incomprehensible phenomenon. A photon with current characteristics has the width in interstate electron gap, as shown in Figure 4. The ideal wavelength of the photon is in the distance between the filled state and the nearby unfilled state of the outer ring in the silicon atom. The distance between the start and the endpoints of a unit photon is the width of the photon.

Figure 4: Unit photon having characteristics of the current
(1) width and (2) interstate electron gap



In the structure resulting from suitable binding of atoms, the photons propagate in the aligned interstate gaps. The propagating photons in the interstate electron gap transfer their carrying force and energy to another end of the material connected with a suitable device.

Photons of suitable wavelength propagate in one-way, two-way, or three-way interstate electron gaps. In Figure 5 (a), the propagation of photons is unidirectional. In Figure 5 (b), the propagation of photons is bidirectional. In Figure 5 (c), the propagation of photons is tridirectional. Photons can also propagate tetra-directionally, Penta-directionally, and Hexa-directionally through four-sided, five-sided, and six-sided interstate electron gaps. Hence, many studies are required to understand the bandgap related to the propagation of photons in materials of different structures.

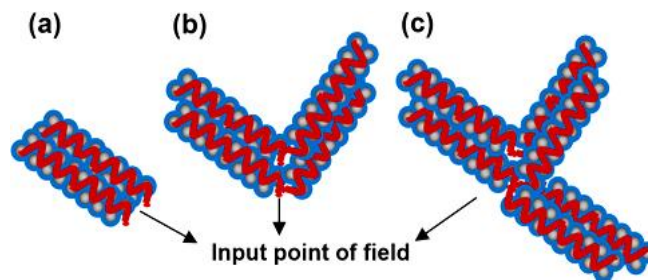


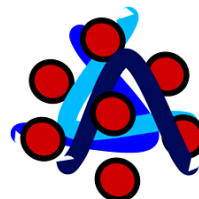
Figure 5: Propagating photons in the consistent interstate electron gaps or photonic band gaps of the (a) one-dimensionally, (b) two-dimensionally, and (c) three-dimensionally structure

In tiny grains of carbon film, photons propagate in the interstate electron gaps [12]. As discussed elsewhere [16], a unit photon is the subset of an overt photon. Orientation is vital to studying the structure of atoms in all periodic table elements [23]. In addition to entropy and geometry, ongoing research also considers dynamics [27].

Figure 6 shows three unit photons dealing with multiple interactions. The misaligned electrons do not permit the propagation of photons. Materials having misaligned interstate electron gaps show insulating behavior. Some materials can deal with small pitches having aligned electrons forming the interstate electron gaps, where photons can propagate. A short-circuiting can be due to the misaligned interstate electron gap. In

a broken photon, the energy and force elements are locally isolated. Photons propagate in the aligned interstate electron gaps. A material of aligned interstate electron gaps is termed “conductor” in the earlier studies.

Figure 6: Unit photons converting
into heat energy on interacting
with the misaligned electrons



In a crystalline structure, the propagation of photons is without breaking into pieces or bits. By preserving both the elements of energy and force, photons propagate the output end. In titanium nitride coating, the deposition of gaseous atoms with solid atoms incorporated the insulating behavior [20].

In the structures of different sorts of atoms, a bandgap to flow electrons does not exist. There is also no flow of electrons or charged particles. A photon propagates in the interstate electron gap or photonic bandgap.

In the elongation process of a solid atom, the involved transitional energy uniformly introduces the perturbed state electrons. So, the competing forces exerted at an electron level remain evenly. In the deformation process of a solid atom, the involved transitional energy introduces the perturbed state electrons. In the contraction or squeezing behaviors, the electrons of gaseous atoms consider the forces differently.

There is a need to research photon-matter interaction or light-matter interaction. Research and development in the energy sectors need new methodologies and designs. Conducting research in the energy sector will reduce the losses and build a green environment.

On moving the optical tweezers in a real-time control system, geometries of cold neutral atoms for quantum engineering are prepared [28], and regular arrays of individually controlled cold atoms are prepared [29]. However, this study validates that flowing inert gas atoms can become the cause of glow or lighting behavior. Inert gas atoms can further bring clarity to understanding the electron-photon phenomena. Studies of inert gas atoms can be more critical in medical and biological sciences. The studies discussed elsewhere [28, 29] are opening new avenues of research.

All those glitters need not be gold, but titanium nitride also glitters [30]. It appears that several elements and compounds can glitter under suitable conditions. In the unit cell of titanium nitride, four titanium atoms keep at interstitial position a nitrogen atom. It gives almost the same number of states as a gold atom. Therefore, this is the reason for glittering titanium nitride coating, too.

The studies given elsewhere [31-50] and those not cited here mainly considered the study of conduction bandgap, ionization, or electric current. However, there is a need to discuss the results with new insights and advances. Many science phenomena in the developed processes, devices, and instrumental techniques await their revisions.

4.0. Conclusion

The mass remains conserved when the atom keeps its original state. However, that mass does not remain the same in the transition state of that atom. Different atomic behaviors do not favor the ionization process of an atom. Atoms do not form ions in various interactions with the medium.

In the elongation of the solid atom, the exertion of a surface force at the electron level occurs. Electrons positioned left to the center of an atom orientate from south to east. In the case of electrons orientating from south to west, they are at the right side to the center of an atom.

On impingement of the electron streams, when not at fixed angles, an elongated atom deforms where energy knots do not stretch unidirectionally. The energy knots clamped electrons twisted in terms of their length and shape. However, this is not the case in an already elongated solid atom. It elongates further when the impingement of the electron streams has a fixed angle.

Solid atoms deal with the expansion behavior, both linear and volumetrically. A solid can erode in extended elongation. Gaseous atoms deal with the tightening of their energy knots. So, they squeeze in their behavior. In the extended squeezing, they can erupt. Gaseous atoms can contract. The flowing inert gas atoms split under the excessive field. When the photons leave the splitting inert gas atoms or when the electron streams carry the photons, the characteristics of those photons become apparent. A glow of light appears when the force of traveling photons confines with air.

In a study given elsewhere [16], the interstate electron dynamics of a silicon atom generate photons like waves. When such photons enter the grid as per the devised procedure of a solar cell, they work for the current. Built-in components release the featured photons in different microscopes, so their applications in different magnifications resolve the surface of interest. The propagation of the photons is through the interstate electron gap or photonic bandgap rather than the conventionally known conduction bandgap. Propagation refers to the current of photons instead of the flow of

electrons is current. In a one-way interstate electron gap, the orientation of the electrons of the structured atoms remains one-dimensional. So, the photons propagate unidirectionally.

In a two-way interstate electron gap, the orientation of the electrons of the structured atoms remains two-dimensional. So, the photons propagate bidirectionally. When the electrons keep a three-dimensional orientation, the photons propagate tridirectionally. The propagation of photons can be in more directions if the passages provided by the interstate electron gaps are on more sides. A highly crystalline material introduces photonic behavior. The study enables us to understand the basic and applied sciences. The current study also helps to understand various microscopic principles, different scientific phenomena, modern physics, chemistry, material science, and technology.

Acknowledgment:

The author acknowledges the support from whosoever he learned at any stage.

Data Availability Statement:

The results and discussion of this work are related to fundamental science.

Conflicts of Interest:

The author declares no conflict of interest.

References

1. "Ion" entry in Collins English Dictionary, HarperCollins Publishers, (1998).

2. Knoll, G. Radiation detection and measurements (3rd ed.), New York, Wiley (1999).
3. Arrhenius, S. A. The Nobel Prize in Chemistry 1903, http://www.nobelprize.org/nobel_prizes/chemistry/laureates/1903/index.html
4. van der Waals, J. D. The Nobel Prize in Physics 1910, https://www.nobelprize.org/nobel_prizes/physics/laureates/1910/
5. Millikan, R. A. The Nobel Prize in Physics 1923, http://www.nobelprize.org/nobel_prizes/physics/laureates/1923/
6. Ali, M., Lin, I-N. Forces driving amalgamation of nanoparticles and particles in solution. *Forces in Mech.*, 7 (2022) 100076.
7. Ali, M., Lin, I-N. Development of Gold Tiny Particles and Particles in Different Sizes at Varying Precursor Concentration. *Adv. Nat. Sci: Nanosci. Nanotechnol.*, 11 (2020) 015006.
8. Ali, M., Lin, I-N., Yeh, C. -J. Tapping Opportunity of Tiny-Shaped Particles and Role of Precursor in Developing Shaped Particles. *Nano*, 13 (2018) 1850073.
9. Ali, M., Lin, I-N. Controlling morphology-structure of gold tiny particles, nanoparticles, and particles at different pulse rates and pulse polarity. *Adv. Nat. Sci: Nanosci. Nanotechnol.*, 10 (2019) 025015.
10. Ali, M., Lin, I-N. Formation of tiny particles and their extended shapes: Origin of physics and chemistry of materials. *Appl. Nanosci.*, 9 (2019) 1367-1382.
11. Ali, M., Lin, I-N., Yeh, C.-J. Predictor Packing in Developing Unprecedented Shaped Colloidal Particles. *Nano*, 13 (2018) 1850109.

12. Ali, M., Lin, I-N. Phase transitions and critical phenomena of tiny grains carbon films synthesized in microwave-based vapor deposition system. *Surf. Interface Anal.*, 51 (2019) 389-399.
13. Ali, M., Ürgen, M. Switching dynamics of morphology-structure in chemically deposited carbon films –A new insight. *Carbon*, 122 (2017) 653-663.
14. Ali, M. Tiny-Shaped Particles Developing a Mono-Layer Shape Dealing with Localized Gravity and Levity at the Solution Surface. (2023), <http://arxiv.org/abs/1609.08047v33>
15. Ali, M. Structure Evolutions in Atoms of the Elements Executing Confined Interstate Electron Dynamics. (2023), <http://arxiv.org/abs/1611.01255v31>
16. Ali, M. Heat and Photon Energy Phenomena: Dealing with Matter at Atomic and Electronic Level. (2023), <https://www.preprints.org/manuscript/201701.0028/v16>
17. Ali, M. Qualitative analyses of thin film-based materials validating new structures of atoms. *Mater. Today Commun.*, 36 (2023) 106552.
18. Ali, M. Atoms in Gaseous and Solid States and their Energy and Force Relationships under Transitional Behaviors. (2023), <https://doi.org/10.21203/rs.3.rs-88120/v7>
19. Ali, M. Atomic Structure and Binding of Carbon Atoms. (2023), <https://www.preprints.org/manuscript/201801.0036/v17>
20. Ali, M., Hamzah, E., Toff, M. R. M. Hard coating deposits: incompatible working energy and forced behaviors of gaseous and solid atoms. *Adv. Mater. Process. Technol.*, 8 (2022) 498-517.

21. Ali, M. Etching of Photon Energy into Binding Energy in Depositing Carbon Films at Different Chamber Pressures. *J. Mater. Sci.: Mater. Electron.*, 34 (2023) 1209.
22. Ali, M., Lin, I-N. Gold Nanostructures and Microstructures with Tunable Aspect Ratios for High-Speed Uni- and Multidirectional Photonic Applications. *ACS Appl. Nano Mater.*, 3 (2020) 9410-9424.
23. Ali, M. Transition Energy, Orientation Force and Work Done in Transitional Behavior Atoms: Formulating New Principles in Thermodynamics. ChemRxiv, (2023), <https://doi.org/10.26434/chemrxiv-2022-m6qhd-v11>
24. Kawai, S., *et al.* Van der Waals interactions and the limits of isolated atom models at interfaces. *Nat. Commun.* (2016) DOI: 10.1038/ncomms11559.
25. Ambrosetti, A., Ferri, N., DiStasio Jr., R. A., Tkatchenko, A. Wavelike charge density fluctuations and van der Waals interactions at the nanoscale. *Science*, 351 (2016) 1171-1176.
26. Ali, M., Ürgen, M., Atta, M. A., Kawashima, A., Nishijima, M. Surface morphology, nano-indentation and TEM analysis of tantalum carbide-graphite composite film synthesized by hot-filament chemical vapor deposition. *Mater. Chem. Phys.*, 138 (2013) 944-950.
27. Manoharan, V. N. Colloidal matter: Packing, geometry, and entropy. *Science*, 349 (2015) 1253751.
28. Barredo, D., de Léséleuc, S., Lienhard, V., Lahaye, T., Browaeys, A. An atom-by-atom assembler of defect-free arbitrary two-dimensional atomic arrays. *Science*, 354 (2016) 1021-1023.

29. Endres, M., *et al.* Atom-by-atom assembly of defect-free one-dimensional cold atom arrays. *Science*, 354 (2016) 1024-1027.
30. Boltasseve, A., Shalaev, V. M. All that glitters need not be gold. *Science*, 347 (2015) 1308-1310.
31. Li, J., *et al.* Understanding the influence of Bi/Sb substitution on carrier concentration in Mg_3Sb_2 -based materials: decreasing bandgap enhances the degree of impurity ionization. *Phys. Chem. Chem. Phys.*, 24 (2022) 27812-27818.
32. Arnaud, C. H. Ionization source needs no external power. *C&EN*, 99 (2021) 9.
33. Schnappinger, T., Jadoun, D., Gudem, M., Kowalewski, M. Time-resolved X-ray and XUV based spectroscopic methods for nonadiabatic processes in photochemistry. *Chem. Commun.*, 58 (2022) 12763-12781.
34. Lang, P. F., Smith, B. C. Ionization Energies of Lanthanides. *J. Chem. Educ.*, 87 (2010) 875-881.
35. Parfenov, O. E., *et al.* Layer-controlled evolution of electron state in the silicene intercalation compound SrSi_2 . *Mater. Horiz.*, 9 (2022) 2854-2862.
36. Sharma, S. K., *et al.* Progress in electrode and electrolyte materials: path to all-solid-state Li-ion batteries. *Energy Adv.*, 1 (2022) 457-510.
37. Lee, D. -H., Gupta, J. A. Tunable Control over the Ionization State of Single Mn Acceptors in GaAs with Defect-Induced Band Bending. *Nano Lett.*, 11 (2011) 2004-2007.
38. Gentili, D., Ori, G. Reversible assembly of nanoparticles: theory, strategies and computational simulations. *Nanoscale*, 14 (2022) 14385-14432.

39. Wang, J., *et al.* Progress in ultraviolet photodetectors based on II–VI group compound semiconductors. *J. Mater. Chem. C*, 10 (2022) 12929-12946.
40. Sarver, S. A., Chetwani, N., Dovichi, N. J., Go, D. B., Gartner, C. A. A Comparison of Alternating Current and Direct Current Electrospray Ionization for Mass Spectrometry. *J. Am. Soc. Mass Spectrom.*, 25 (2014) 524-529.
41. Arrigo, R., *et al.* In situ methods: discoveries and challenges: general discussion. *Faraday Discuss.*, 236 (2022) 219-266.
42. Bím, D., Alexandrova, A. N. Electrostatic regulation of blue copper sites. *Chem. Sci.*, 12 (2021) 11406-11413.
43. Liu, Y., Li, F., Tian, H., Wang, G., Wang, X. Influence of ion beam surface treatment on the emission performance of photocathodes. *Nanoscale Adv.*, 4 (2022) 3517-3523.
44. Jesna G. K., *et al.* Perovskite nanomaterials as optical and electrochemical sensors. *Inorg. Chem. Front.*, 7 (2020) 2702-2725.
45. Watson, A. E. R., Grant, M. J., Boyle, P. D., Ragogna, P. J., Gilroy, J. B. Heterocyclic Phosphenium Cations and Their Divergent Coordination Chemistry. *Inorg. Chem.*, 61 (2022) 18719-18728.
46. Maarisetty, D., Baral, S. S. Defect engineering in photocatalysis: formation, chemistry, optoelectronics, and interface studies. *J. Mater. Chem A*, 8 (2020) 18560-18604
47. Samélor, D., *et al.* Engineering structure and functionalities of chemical vapor deposited photocatalytic titanium dioxide films through different types of precursors. *CrystEngComm*, 23 (2021) 3681-3692.

48. Liang, J., *et al.* Magnetron sputtering enabled sustainable synthesis of nanomaterials for energy electrocatalysis. *Green Chem.*, 23 (2021) 2834-2867.
49. Ladjimi, H., Zrafi, W., Farjallah, M., Bejaoui, M., Berriche, H. Electronic structure, cold ion–atom elastic collision properties and possibility of laser cooling of BeCs⁺ molecular ion. *Phys. Chem. Chem. Phys.*, 24 (2022) 18511-18522.
50. Souissi, R., *et al.* Thickness effect on VOC sensing properties of sprayed In₂S₃ films. *RSC Adv.*, 10 (2020) 18841-18852.

Bibliographic detail:



In 1996, **Mubarak Ali** earned a B.Sc. degree in Physics and Mathematics. The University of the Punjab awarded him the degree. The M.Sc. degree in Materials Science got in 1998. Bahauddin Zakariya University Multan awarded him the degree of master with distinction. He completed his M.Sc. thesis at Quaid-i-Azam University Islamabad. He gained a Ph.D. in Mechanical Engineering from the Universiti Teknologi Malaysia under the award of the Malaysian Technical Cooperation Programme (MTCP;2004-07) and a postdoc in advanced surface technologies at Istanbul Technical University under the foreign fellowship of The Scientific and Technological

Research Council of Turkey (TÜBİTAK, 2010). Dr. Mubarak completed another postdoc in nanotechnology at the Tamkang University Taipei, 2013-2014, sponsored by the National Science Council, now the Ministry of Science and Technology, Taiwan. He remained working as an Assistant Professor on the tenure track at COMSATS University Islamabad from May 2008 to June 2018, previously known as COMSATS Institute of Information Technology. His new position is in process. Before that, he remained a working assistant and deputy director at M/o Science & Technology, Pakistan Council of Renewable Energy Technologies, Islamabad, from January 2000 to May 2008. The Institute for Materials Research at Tohoku University Japan invited Dr. Mubarak to deliver a scientific talk. His scientific research remained a part of many conferences organized by renowned universities in many countries. His core area of research includes materials science, physics & nanotechnology. He also won a merit scholarship for Ph.D. study from the Higher Education Commission, Government of Pakistan. However, he did not avail the opportunity. He earned a diploma (in English) and a certificate (in the Japanese language) in 2000 and 2001, respectively, part-time from the National University of Modern Languages, Islamabad. He is the author of several articles available at the following links; https://www.researchgate.net/profile/Mubarak_Ali5 & <https://scholar.google.com.pk/citations?hl=en&user=UYjvhDwAAAAJ>