

Atoms of None of the Elements Ionize While Atoms of Inert Behavior Split by Photonic Current

Mubarak Ali

Department of Physics, COMSATS University Islamabad, Islamabad Campus, 45550,
Park Road, Pakistan, mubarak74@mail.com, mubarak60@hotmail.com,
<http://orcid.org/0000-0003-1612-6014>

Abstract: As studied, atoms deal with the positive or negative charge by losing or gaining an electron. However, the gaseous and solid atoms can execute interstate electron dynamics. They can also deal with transition states. Solid atoms can elongate from the east-west poles at the ground surface level. Under suitable energy, solid atoms can expand, and gaseous atoms can contract. When the excessive field is intact, flowing inert gas atoms can split. The splitting inert gas atoms convert into electron streams. Those electron streams carrying the photons when impinging on the naturally-elongated solid atoms, further elongation of the atoms takes place. If not, elongated atoms at least deform. Gaseous atoms can squeeze by the suffering of their lattices. Such behaviors of the atoms validate that they cannot ionize. On splitting the flowing inert gas atoms, characteristics of the photons become apparent. Those photons that are not carried by the electron streams can enter the air medium directly. On traveling photons in the air medium, their energy dissipates in heat, and their force confines in the form of a field. On confinement of the field of traveling photons with the field of air-medium, a glow of light is appeared, which is better known in plasma. The splitting of inert gas atoms, the carrying of photons by the electron streams, and the lighting of traveling photons validate that an electric current is photonic. In various microscopes, the magnification of an image is based on the resolving power of photons. Photonic current is due to the propagation of the photons in the structure of the interstate electron gap. Some well-known principles are also discussed, validating that an electric current is a photonic current. Indeed, this study brings about profound changes in science.

Keywords: Atoms; Photons; Photon-matter interaction; Photonic current; Bandgap

1.0. Introduction

It is customary to consider a negative or positive charge when the atom gains or loses an electron. So, these customs form the basis of a chemical or physical process. The ion of an atom is the terminology where it is formed either by losing an electron or by gaining an electron from the valence shell. Ions are the species that possess either the net negative or the net positive charge.

The ion that carries the net negative charge is an anion, whereas the ion that carries the net positive charge is a cation. Based on the statement above, an anion is attracted to the anode, whereas a cation is attracted to the cathode. The ion of an atom has the number of electrons, which are not equal to the number of protons. Ion denotes an atom with a net electrical charge [1].

In chemical terms, the cation of an atom is formed by losing the electron, and the anion of an atom is formed by gaining the electron. In physical terms, ion pairs are created under the ion impact consisting of a free electron and a positive ion [2].

In 1884, Sir Arrhenius explained in his dissertation that salt dissociates into the Faraday's ions while processing the solution [3]. In 1910, the Nobel Prize was awarded for the work on the equation of state of gases and liquids. Binding atoms in small particles was considered under the mechanism of van der Waals interaction [4]. An elementary charge of the electrically isolated atom is supposed to be quantized [5].

Power, i.e., voltage multiplied by current, remains the source of electric or electronic current while processing all types of materials. The flow of electrons or charged particles is considered the electric or electronic current in all the processes, methods, and phenomena utilizing and consuming the power. It is not a case at all in the current study.

A force exerting at the electron level determines the energy behavior of an amalgamating nanoparticle or particle in the solution [6]. The developments of the tiny-sized particles and shaped particles under the varying concentration of gold precursor were discussed by Ali and Lin [7]. Under identical process conditions, molar concentrations of different precursors were processed, where it was concluded that the nature of the precursor takes the edge to the development of the tiny-shaped particles

[8]. Different tiny-sized particles, nanoparticles, and particles have been discussed elsewhere under the varying ratio of bipolar pulse OFF to ON time and pulse polarity [9]. In addition to the development of shaped particles, the tiny-sized particles were also packed to develop immature particles [10]. In the pulse-based electron photon-solution process, a detailed method of developing high aspect ratio gold particles was discussed under the optimum conditions of the process [11].

A carbon film delivers the enhanced field emission due to the deposition of carbon film having many tiny grains [12]. Growth habit of grains and crystallites changes under a slight variation of the localized conditions of the process due to the role of attained dynamics of the carbon atoms [13]. The development process of the triangular shape tiny particles and conversion of the arrays into the structures of smooth elements have been discussed by Ali [14]. Different structural evolutions are due to executing confined interstate electron dynamics of atoms [15]. The phenomena of heat and photon energy were revealed [16].

X-ray diffraction is related to the X-ray reflection [17]. An electron either occupies a nearby state or restores the original state by establishing a relationship of force and energy [18]. A different state of the carbon atom deals with different physical behavior despite having the same number of electrons [19]. Depositing the hard coating was due to atoms' different energy and force behaviors [20]. Carbon films were deposited with different morphology and structure [21].

The current study validates that the atoms do not ionize. The study further validates that an electric current is a photonic current. Some essential principles related to the physical and chemical phenomena are also discussed in this work, which reveals the photonic current.

2.0. Experimental Details

This work does not contain specific experimental details. It adds to the general understanding of physical and chemical sciences and various engineering aspects. It helps to write results and presents a discussion more insightfully.

This work explains the studies based on atoms and their counterparts. It is possible to explain the results at micron and bulk levels. In different areas of science, a better understanding can be developed by consulting this study. This study addresses both scientific and social impacts.

This study particularly empowers those who would like to study the atomic behavior, bandgap, physical and chemical phenomena, microscopic analyses, applications related to force and energy, sustainable and green sciences, binding mechanisms of atoms, electric current, and material behavior and structural dynamics. This work is also helpful in studying the light-matter interaction and the photon-matter interaction.

3.0. Results and Discussion

Following the neutral state, a solid atom should gain the re-crystallization state. Under the application of force exerting in the immersing format, the elongation of atoms in the arrays of a triangular shape tiny particle has been discussed elsewhere [14]. A gaseous atom or solid atom deals with the exertion of force for both left and right electrons to the center [18]. Surface forces should exert on the laterally-orientated electrons to orient the electrons adjacently in atoms of suitable elements. The central electrons of an elongated atom still keep the lateral orientations [22]. It means that the surface force cannot tilt the central electrons of the atoms largely.

When the force is exerted in the surface format, the perturbed state electrons of the solid atom remain can align under the uniform stretching of energy knots. In the elongation process of a solid atom, electrons should deal with the force even. In both left and right positioned electrons to the center of an atom, the stretching of energy knots should remain uniform. Once the atom elongates under the lattice's permanent stretching, the stretched energy knots are usually not recovered. It is how the solid atom undertakes its plastically-driven electronic states.

In the deformation process of a solid atom, energy knots do not stretch uniformly. Electrons should unevenly deal with the force. Once the atom is deformed, the energy knots usually do not recover. In this case, electrons in a solid atom tilt partially adjacent-wise and tilt partially lateral-wise under the uneven reflexes of forces.

Involved force and engaged energy or involved energy and engaged force or jointly contributed force and energy at the electron level cannot empower the atom to form an ion. It indicates that under a specific transition, the mass of an atom also depends on the force and energy of its electrons. Thus, in the original state, the force and energy of a solid atom remain conserved. The same is the case in atoms of the gaseous elements. However, it is with a different scientific insight. In a solid atom, the stretching takes place for energy-knot-net. In a gaseous atom, the tightening takes place for the energy-knot-net. Such behaviors of atoms again indicate that they do not exist for ionizing.

In the case where an atom keeps the dynamics of the electron confined, that electron executes interstate dynamics by involving the conservative force [15]. If an atom keeps the dynamics of the electron partially confined or non-confined, that electron executes interstate dynamics by engaging the partial conservative force or non-conservative force [19]. In this context, the dynamics of the electrons do not show the signs of losing and gaining their atoms.

A gold atom under the re-crystallized state is shown in Figure 1 (a). The gold atom deals with a crystallized state at an electronically flat solution surface. The re-crystallized atom deals with uniform elongation on entering the electronically decreasing level solution surface. Different behaviors of the atoms of an array have been discussed elsewhere at an electronically flat solution surface and an electronically decreasing level solution surface [14]. The elongation process of a solid atom is a natural sort of mechanism, which is shown in Figure 1 (b). In the elongation, energy knots clamped electrons stretch uniformly. A white dot in Figure 1 (b) shows the center of the elongated atom, where the electrons left to that dot tilt along the east-west poles and the electrons right to that dot tilt along the west-east poles. However, the central electrons, particularly those belonging to the zeroth ring, keep the orientation mainly. In as it is orientation, electrons remain orientated along the south pole. The access of surface force for those electrons remains prohibited.

A naturally-elongated gold atom can further elongate because of the impinging electron streams at a fixed angle (Figure 1c). The electron streams impinge at a fixed

angle to the naturally-elongated gold atom, further stretching the energy knots. Thus, that atom undergoes further elongation. An elongated atom is related to the structure of a smooth element. As shown in Figure 1 (d), when a naturally-elongated gold atom does not deal with impingement at a fixed angle, that atom deforms.

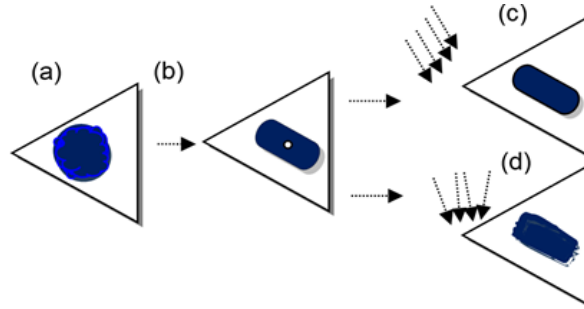


Figure 1: Highlighting the single gold atom of triangular shape tiny particle (a) when in the re-crystallization state at the flat solution surface, (b) when dealing with elongation under the immersing format of forces, (c) when the fixed angle electron streams are impinging on the naturally-elongated atom to elongate further and (d) when the varying angle electron streams are impinging on the naturally-elongated to deform (sketch is drawn in estimation)

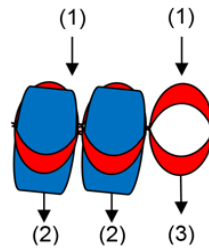
In the solid atom, elongation and deformation behaviors mainly prevail. These behaviors are not related to the expansion of an atom. In the elongation or deformation behavior of a solid atom, the surface force contributes to the tilt of the electrons. In the elongation behavior of a solid atom, the role of surface force remains in an even manner. In the deformation behavior of a solid atom, the role of surface force remains unevenly. At the place of elongation, gaseous atoms undertake the squeezing behavior. Gaseous atoms usually deal with tightening energy knots rather than stretching in squeezing behavior. Here, surface force mainly controls the orientation of electrons.

In the expansion behavior, the lattice of a solid atom controls the orientations of electrons by changing its energy. Here, the energy in heat form changes the energy of the atomic lattice. Usually, the expansion takes place throughout the lattice of the solid atom. In the expansion behavior, surface force usually remains less influential. The orientations of the electrons can be up to the recovery state of that atom. Solid atoms can uniformly expand within their original state and recovery state. It is related to a volumetric expansion of a solid atom. In a re-crystallization state, a solid atom undertakes the linear expansion.

In the contraction behavior, the lattice of a gaseous atom controls the orientations of electrons by changing the energy. Here, the energy in cold form changes the energy of the atomic lattice. Usually, the contraction takes place throughout the lattice of the gaseous atom. In the contraction behavior, surface force usually remains less influential. The orientations of the electrons can be up to the recovery state of that atom. Gaseous atoms can uniformly contract within their original state and recovery state.

When the electrons occupy their states, they are related to the filled state electrons, shown in Figure 2. When a state or energy knot does not clamp the electron, it is related to the unfilled state, shown in Figure 2. In an atom, the transition of the electron can be in the occupied state as per the allowance provided by the energy knot. Here, a transition of the electron is under the infinitesimal displacement. In the atom, a transition of the electron can be due to its migration to a nearby unfilled state.

Figure 2: (1) filled state electrons, and unfilled state, (2) filled states, and (3) unfilled state (sketch is drawn in estimation)



When the transition of an electron is for the new state of the atom, it can be under the confined interstate dynamics or partially confined interstate dynamics, or non-confined interstate dynamics. The elongation or deformation of a solid atom is not because of the transferring electron. The same is the case in an erosion of a solid atom.

The squeezing of a gaseous atom is not because of the transferring electron from a filled state to an unfilled state. Again, the eruption of a gaseous atom is also not because of transferring electrons. In the erosion of a solid atom or the eruption of a gaseous atom, the energy knots clamped electrons are broken. It again validates that a solid atom or a gaseous atom does not ionize. Moreover, splitting an inert gas atom into the electron streams is not because of losing or gaining electrons. Therefore, the splitting of the inert gas atom is not related to the ionization process. In the natural binding of atoms, a structure is evolved rather than developed [15]. Such a mechanism of binding atoms also does not relate to the ionization process.

They are losing the electron or gaining the electron resulting in the different atomic numbers under the same mass number of the gold atom. Those gold ions have the same number of electrons as a platinum or mercury atom. However, the mass number belongs to the gold atom in both cases. Once more, in the atom of valence number +1, the outer shell loses an electron. So, one shell is reduced, which contradicts the significance of that atom studied previously.

Under suitable conditions of the process, solid atoms execute interstate dynamics where the exerted force on the electron [15]. However, elastic and plastic behaviors occur in the material's tensile strength before reaching the rupture point. If even a single electron does not recover its state due to the permanent stretching of the energy knot, its atom remains either elongated or deformed. Solid atoms start eroding when dealing with the extended stretching of the energy knots. The erosion process starts when solid atoms do not undergo further stretching of the energy knots. The erosion process of a solid atom, once again, contradicts the formation of an ion. However, atoms of gaseous states squeeze instead of elongating or deforming. Under the more extreme behavior, squeezed gaseous atoms can erupt. Therefore, gaseous atoms also do not form an ion.

Inert gas atoms cannot execute electron dynamics. They also cannot entertain transitions of electrons in the occupied states. It is also expected that atoms of inert behavior do not contain unfilled energy knots. In this scenario, inert gas atoms split under the field of photonic current. Upon splitting, their forced-out electrons are ejected in the form of streams to impinge on the solid atoms. However, the splitting of inert gas atoms is not related to the ionization process. An inert gas atom neither loses the electron nor gains the electron in the splitting mechanism.

Kawai *et al.* [23] highlighted the role of classical van der Waals interactions under the limits of an isolated atomic model. The binding of inert gas atoms can be due to some other factors. The van der Waals forces or dispersion forces are attractive forces that arise from induced dipoles, and they can only be attained when charge density fluctuations are in a wave-like formation [24]. However, this is not as discussed in the separate studies [10, 14].

Flowing inert gas atoms split into electron streams under the excessive field of photonic current. Solid or gaseous atoms undertake the transition of electrons by remaining within the energy knots. Solid or gaseous atoms can also execute electron dynamics in a neutral state. Semisolid atoms can execute interstate electron dynamics.

In the pulse-based electron photon-solution interface process, photons' entering force and energy into the solution enable the floating of metallic atoms [11]. Dissociation of the gold atoms from the precursor and their floating at the solution surface also validate that the input power of the source is related to the photonic current. In a pulse-based or plasma-based process, the splitting of flowing inert gas atoms is due to the photons of current. Hence, inert gas atoms get converted into electron streams.

Before splitting, inert gas atoms are carried by the tube known as the cathode. An argon atom is labeled by (1) in Figure 3. The splitting path is labeled by (2). When the argon atom splits under the excessive field, the electrons eject in the form of streams, as shown in Figure 3. In Figure 3, label (3) shows the bottom of the tube dealing with the excessive field. Upon splitting the argon atom, the electron streams carry the photons as labeled by (4) in Figure 3. When the electron streams do not carry the photons, they directly enter the air medium as labeled by (5) in Figure 3. When the field of photons being carried by the electron streams and the field of photons being not carried by the electron streams confine with the field of existing air, a glow of light appears. It is labeled (6) in Figure 3.

Inert gas atoms behave inertly because of not execute electron dynamics. Inert gas atoms also do not undertake transitions. When the propagating photons leave the splitting inert gas atoms, they enter the solution or air medium, where their characteristics become apparent. Traveling photons in the air medium dissipate the energy in heat and confine the force in the form of a field. The field force of traveling photons is being confined with the field force of air-medium, where different natured forces become the cause of light. As a result, a glow of light is observed. In the pulse-based or plasma-based solution interface process, a glow of light just appeared at the bottom of the cathode. It is also shown in Figure 3.

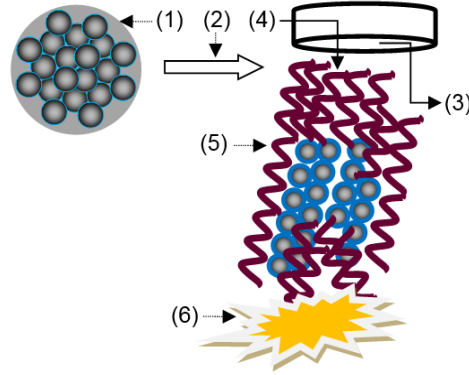


Figure 3: (1) argon atom, (2) argon atom-splitting under the tube, (3) cathode tube carrying inert gas atoms under the excessive field, (4) photons being carried by the electron streams, (5) direct entrance of photons to the solution or air-medium and (6) glow of light (sketch is drawn in estimation)

In a neon lamp, inert gas atoms split due to the intact field of the photonic current. The splitting inert gas atoms make the way to enter subsequent traveling photons to the air medium. On reaching the wavelength in the visible range, photons reveal the light having an orange color. The localization of forces coming from different sources becomes the cause of lighting behavior.

In silicon solar cells or other similar devices, the dynamics of an electron generate photons keeping the characteristics of the current [16]. The transportation of the photons to fringes is due to the suitable fabrication process of the solar cell. The fabrication process of the silicon cell involves a diffusion process in which a PN junction is introduced. In the fabrication process of the silicon cell, a PN junction can be introduced by employing a diffusion furnace. Photons propagate in the interstate electron gaps in the solar cell to reach the terminals. On transportation of photons to the fringes, they propagate in the limited interstate electron gaps of solar cells, connected in series. Due to the conductive behavior of the connected wire, the generated photons propagate nearly at the speed of light through that wire.

It is essential to realize that only the energy-knot-nets or lattices of the silicon atoms are left on ejecting electrons from the silicon atoms. Therefore, the working of the silicon solar cell for several years contradicts the phenomenon of the formation of ions. For example, the rate of transfer of one electron in each atom of the top layer of a silicon solar cell is one second, and the rate of transfer of 14 electrons in each atom of the top layer of a silicon solar cell is only 14 seconds. In this way, all the electrons in 30 nm

thick layers will be ejected in 23 minutes. The regain process of an electron also appears to be irrational. Therefore, generating the electric or electronic current due to the flow of electrons or charged particles is not practical. The photonic current is due to the propagation of photons featuring current.

To resolve the surface topography, different microscopes such as SEM, FE-SEM, TEM, and HR-TEM use the photons regulated by the installed components or accessories. A current beam is related to the photons controlled by different sources known as solid-state crystal, field emission gun, and tungsten filament. Such sources do not eject or impinge electrons, but they work to harmonize the characteristics of photons required to resolve the sample's surface topography. Features of the image are resolved in the resolution of a few nanometers while using the field emission scanning microscope and at sub-atomic level resolution while using the high-resolution transmission microscope. In the optical microscope, photons of resolving power up to 0.2 mm snap the image. An image can be resolved as close as 0.05 nm. However, the photons with characteristics near the current characteristics can melt the sample under investigation. In this context, the transmission microscope is already operating in full resolution. A width of the more elongated atom reached as close as to a resolution of 0.05 nm, showing photons' resolving power [9]. It reiterates that a current is due to the propagation of photons and not due to the flow of electrons or charged particles.

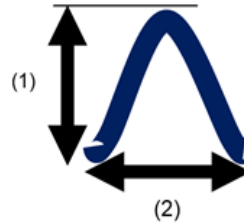
In the arc-based physical vapor deposition technique, the shape of the arc is observed when the characteristics of photons become apparent in the visible range. However, a high population of photons is utilized to eject atoms from the target known as the cathode. So, ejected atoms deposit at the surface of the substrate [20].

The flow of anions towards the anode and the flow of cations towards the cathode in the electrolysis process are not due to the gain and loss of electrons, respectively. Both photons' energy and force dissociate the atom from the precursor or compound. There is also a need to revise the science in lithium-ion beam technology. In a focused ion beam, photons having characteristics of the current are the source of force and energy etching the sample for microscopic analysis [25].

In the photoelectric effect or photoemission, the interaction of sunlight with the metal results in the ejection of electrons. In this case, photons are generated under the confined interstate electron dynamics of the top-surface atoms. Due to the sunlight, heat energy is already there. Atoms of the metallic surface execute confined interstate electron dynamics to generate photons. Photons propagate in the interstate electron gaps of atoms. The needle of the ammeter shows the deflection indicating the current of photons. Hence, the phenomenon is related to the photo-photonic effect.

Such discussions again reiterate that electrons or charged particles cannot flow, so the electric current is an incomprehensible phenomenon. However, the propagation of photons in the structure of consistent interstate electron gaps is a comprehensible phenomenon. A photon with current characteristics has the width in interstate electron gap, as shown in Figure 4. The ideal wavelength of the photon is in the distance between the filled state and the nearby unfilled state of the outer ring in the silicon atom. The distance between the start and the endpoints of a unit photon is the width of the photon. This width is also related to the wavelength of that photon.

Figure 4: Unit photon having characteristics of the current (1) width and (2) interstate electron gap (sketch is drawn in estimation)



In the structure resulting from suitable atoms' binding, the photons propagate in the aligned interstate gaps due to a consistent gap between the filled states. Photons can propagate unidirectionally, bidirectionally, and tridirectionally through one-sided, two-sided, and three-sided electron gaps. In Figure 5 (a), the propagation of photons is unidirectional. So, the orientation of electrons remains positioned one-dimensionally. In Figure 5 (b), the propagation of photons is bidirectional. So, the orientation of electrons remains positioned two-dimensionally. In Figure 5 (c), the propagation of photons is tridirectional. So, the orientation of electrons remains positioned three-dimensionally. Photons can also propagate tetra-directionally, Penta-directionally, and Hexa-directionally through a four-sided, five-sided, and six-sided interstate electron gap.

Hence, many studies are required to understand the bandgap related to the propagation of photons in materials of different structures.

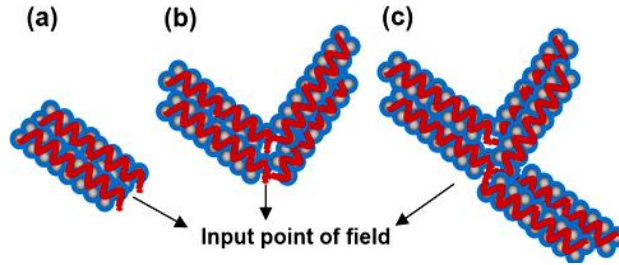


Figure 5: Propagating photons in the consistent interstate electron gaps or photonic band gaps of the (a) one-dimensionally, (b) two-dimensionally, and (c) three-dimensionally structure (sketch is drawn in estimation)

A structure of the bound atoms in consistent interstate electron gaps deals with the propagation of photons dimensionally. In an ordered array of graphite structures, atoms bind to keep a one-dimensional structure of interstate electron gap dealing with the unidirectional propagation of photons [12], although the material is known as a semiconductor. In addition to the entropy and geometry, ongoing research efforts should also consider the structure's dynamics [26]. Nevertheless, orientation is vital to studying the structure in atoms of all suitable elements [27].

Three 'unit photons' are shown in Figure 6. Those unit photons cannot propagate in the structure of perturbed state electrons. Instead of propagating, those unit photons transform into heat energy. Photons convert into heat energy due to the interaction with the misaligned electronic structure of atoms. The unit photons or overt photons can deal with the multiple interactions. The misaligned electrons do not permit the propagation of photons. Materials of misaligned electrons show insulating behavior.

Figure 6: Unit photons converting into heat energy on interacting with the misaligned electrons (sketch is drawn in estimation)



Some materials can deal with small pitches having aligned electrons forming the interstate electron gaps, where photons can propagate. However, the propagation of

photons is only restricted within the regions of those pitches. As discussed elsewhere [16], a unit photon is the subset of an overt photon. Photons propagate in the interstate electron gaps. When propagating photons encounter the misaligned interstate electron gap, the propagating photons dismantle by sparking. A short-circuiting or burning of a wire can be due to this. On dismantling a propagating photon, the energy from the force is separated. The element of energy dissipates in the form of heat. The element of force permeates in the form of a field. The separation of energy and force elements in a dismantled photon is local.

In a crystalline structure, the propagation of photons is without dismantling. So, by preserving both the elements of energy and force, photons are being transferred to the output end. A positional discrepancy of the solid atoms in interstate electron gaps can be adjusted from the traveling photons along the air-matter interface [14]. In gaseous atoms, electrons more than half in length remain above the midpoints of occupied energy knots, and the case is the opposite in solid atoms [18]. The deposition of gaseous atoms with solid atoms introduces the insulating behavior of the coating [20].

In the structure of conductive behavior, the bandgap overlaps the valence and conduction bands. In the structure of semi-insulating behavior, the bandgap partially overlaps valence and conduction bands. In the structure of insulating behavior, the bandgap separates the valence band and conduction band. As studied, the flow of electrons or charged particles is due to the electric or electronic current as the bandgap of an atom structured in the form of metallic wire overlaps the valence and conduction bands. However, in the structure of all sorts of atoms, a bandgap to flow electrons does not exist. There is also no flow of electrons or charged particles. A photon propagates in the interstate electron gap or photonic bandgap.

In the elongation process of a solid atom, the involved transitional energy uniformly introduces the perturbed state electrons. So, the competing forces exerted at an electron level remain evenly. In the deformation process of a solid atom, the involved transitional energy introduces the perturbed state electrons. So, the competing forces exerted at an electron level remain unevenly. In the contraction or squeezing behaviors, the electrons of gaseous atoms also consider the forces differently.

There is a need to research photon-matter interaction or light-matter interaction. Research and development in the energy sectors need new methodologies and designs. Conducting research in the energy sector will reduce the losses and build a green environment. The energy behavior at both electron and atom levels can be studied. Different scaled materials shed light on the different energy behaviors [14-22].

On moving the optical tweezers in a real-time control system, geometries of cold neutral atoms for quantum engineering are prepared [28], and regular arrays of individually controlled cold atoms are prepared [29]. However, this study validates that flowing inert gas atoms can become the cause of glow or lighting behavior. Inert gas atoms can further bring clarity to understanding the electron-photon phenomena. Studies of inert gas atoms can be more critical in medical and biological sciences. The studies discussed elsewhere [28, 29] are opening new avenues of research. Such tunable arbitrary geometries and regular arrays of atoms, on further tuning, may become the future candidates for many marvelous applications. The science behind space, medical, industrial, and many more can be explored.

All those glitters need not be gold, but titanium nitride also glitters [30]. It appears that several elements and compounds can glitter under suitable conditions. There is a need to understand the filled and unfilled states and the interstate electron dynamics in atoms and their combinations. As discussed elsewhere, the resultant titanium nitride coating [20] depends on the rate of adhering gaseous atoms to solid atoms. In the primitive cell of titanium nitride, the four titanium atoms surrounded by nitrogen atoms give almost the same number of states as for a gold atom. Many science phenomena in the developed processes, devices, and instrumental techniques await their revisions.

4.0. Conclusion

Atoms, while in their original states, keep the conserved mass. Under different force and energy behaviors, the lattices and electrons can change the mass of their atoms. Solid atoms elongate by aligning the perturbed state electrons. In the elongation, left-sided electrons to the center of an atom tilt along the east-west poles, and right-sided electrons to the center of an atom tilt along the west-east poles.

An elongated atom elongates further when the impinging electron streams are at the same angle. An elongated atom forms the shape of a straight line called the structure of a smooth element. On impinging the electron streams at a varying angle, an elongated atom can deform where the stretching of energy knots is not uniform. In the deformation of an atom, interstate electron gaps get disrupted. So, the energy knots clamped electrons are twisted in terms of their length and shape.

In solid atoms, energy knots deal with stretching. Therefore, solid atoms elongate. In the gaseous atoms, energy knots deal with the tightening. Therefore, gaseous atoms squeeze. Under extended elongation, a solid atom can erode. Under the extended squeezing, a gaseous atom can erupt. Solid atoms can also undertake expansion. Gaseous atoms can also undertake contraction. To expand a solid atom or contract a gaseous atom, the energy of the atomic lattice changes. The flowing inert gas atoms split under the excessive field. When the photons leave the splitting inert gas atoms or when the electron streams carry the photons, the characteristics of the photons become apparent. A glow of light appears when the force of traveling photons confines with air.

When the photons propagate in the structure of interstate electron gap or photonic bandgap, they introduce the current related to photons rather than related to electrons. In silicon solar cells, photons shaped like waves are generated under the confined interstate electron dynamics [16]. When photons enter the grid as per the devised procedure of a solar cell, they work for the current. Built-in components release the featured photons in different microscopes, so their applications in different magnifications resolve the surface of interest.

In solid atoms, an interstate electron gap is a photonic bandgap. In structured atoms having a one-sided interstate electron gap, the orientation of electrons remains positioned one-dimensionally, so photons propagate unidirectionally. In a two-sided interstate electron gap, the orientation of electrons remains positioned two-dimensionally, so photons propagate bidirectionally. In a three-sided interstate electron gap, the orientation of electrons remains positioned three-dimensionally, so photons propagate tridirectionally. Photons can also propagate in more directions. A highly conductive material introduces photonic behavior rather than electrical behavior.

The work discussed here gives a new horizon to science. The science behind the technologically advanced materials can also be discussed with new insights. The study is particularly relevant in the photon-matter interaction. The study enables us to understand the basic science and applications of light. This study also develops a fundamental understanding of microscopes and materials' properties.

Acknowledgment:

The author acknowledges the support from whosoever he learned at any stage.

Data Availability Statement:

The results and discussion of this work are related to fundamental science.

Conflicts of Interest:

The author declares no conflict of interest.

References

1. "Ion" entry in Collins English Dictionary, HarperCollins Publishers, (1998).
2. Knoll, G. Radiation detection and measurements (3rd ed.), New York, Wiley (1999).
3. Arrhenius, S. A. The Nobel Prize in Chemistry 1903, http://www.nobelprize.org/nobel_prizes/chemistry/laureates/1903/index.html
4. van der Waals, J. D. The Nobel Prize in Physics 1910, https://www.nobelprize.org/nobel_prizes/physics/laureates/1910/
5. Millikan, R. A. The Nobel Prize in Physics 1923, http://www.nobelprize.org/nobel_prizes/physics/laureates/1923/
6. Ali, M., Lin, I–N. Forces driving amalgamation of nanoparticles and particles in solution. *Forces in Mech.* 7 (2022) 100076
7. Ali, M., Lin, I–N. Development of Gold Tiny Particles and Particles in Different Sizes at Varying Precursor Concentration. *Adv. Nat. Sci: Nanosci. Nanotechnol.* 11 (1) (2020) 015006 (13pp)

8. Ali, M., Lin, I-N., Yeh, C. -J. Tapping Opportunity of Tiny-Shaped Particles and Role of Precursor in Developing Shaped Particles. *NANO* 13 (7) (2018) 1850073 (16 pp).
9. Ali, M., Lin, I-N. Controlling morphology-structure of gold tiny particles, nanoparticles and particles at different pulse rates and pulse polarity. *Adv. Nat. Sci: Nanosci. Nanotechnol.* 10(2) (2019) 025015 (14pp).
10. Ali, M., Lin, I-N. Formation of tiny particles and their extended shapes: origin of physics and chemistry of materials. *Appl. Nanosci.* 9 (2019) 1367-1382.
11. Ali, M., Lin, I-N., Yeh, C.-J. Predictor Packing in Developing Unprecedented Shaped Colloidal Particles. *NANO* 13 (9) (2018) 1850109 (15 pages).
12. Ali, M., Lin, I-N. Phase transitions and critical phenomena of tiny grains carbon films synthesized in microwave-based vapor deposition system. *Surf. Interface Anal.* 51 (2019) 389-399.
13. Ali, M., Ürgen, M. Switching dynamics of morphology-structure in chemically deposited carbon films –A new insight. *Carbon* 122 (2017) 653-663.
14. Ali, M. Tiny-Shaped Particles Developing a Mono Layer Shape Dealing with Localized Gravity and Levity at the Solution Surface. (2022), <http://arxiv.org/abs/1609.08047v29>
15. Ali, M. Structure Evolutions in Atoms of the Elements Executing Confined Interstate Electron Dynamics. (2022), <http://arxiv.org/abs/1611.01255v28>
16. Ali, M. Heat and Photon Energy Phenomena: Dealing with Matter at Atomic and Electronic Level. (2022), <https://www.preprints.org/manuscript/201701.0028/v12>
17. Ali, M. Qualitative Analyses of Thin Film-Based Materials Validating New Structures of Atoms. (2022), <https://www.researchgate.net/publication/352830671>
18. Ali, M. Atoms in Gaseous and Solid States and their Energy and Force Relationships under Transitional Behaviors. (2022), <https://doi.org/10.21203/rs.3.rs-88120/v4>
19. Ali, M. Atomic Structure and Binding of Carbon Atoms. (2022), <https://www.preprints.org/manuscript/201801.0036/v12>

20. Ali, M., Hamzah, E., Toff, M. R. M. Hard coating deposits: incompatible working energy and forced behaviors of gaseous and solid atoms. *Adv. Mater. Process. Technol.* (2020), <https://doi.org/10.1080/2374068X.2020.1822055>
21. Ali, M., Ürgen, M. Morphology and Structure of Carbon Films Deposited at Varying Chamber Pressure. (2022), <https://arxiv.org/abs/1802.00730v20>
22. Ali, M., Lin, I–N. Gold Nanostructures and Microstructures with Tunable Aspect Ratios for High-Speed Uni- and Multidirectional Photonic Applications. *ACS Appl. Nano Mater.* 3 (9) (2020) 9410-9424.
23. Kawai, S., *et al.* Van der Waals interactions and the limits of isolated atom models at interfaces. *Nat. Commun.* (2016) DOI: 10.1038/ncomms11559.
24. Ambrosetti, A., Ferri, N., DiStasio Jr., R. A., Tkatchenko, A. Wavelike charge density fluctuations and van der Waals interactions at the nanoscale. *Science* 351 (2016) 1171-1176.
25. Ali, M., Ürgen, M., Atta, M. A., Kawashima, A., Nishijima, M. Surface morphology, nano-indentation and TEM analysis of tantalum carbide-graphite composite film synthesized by hot-filament chemical vapor deposition. *Mater. Chem. Phys.* 138 (2013) 944-950.
26. V. N. Manoharan. Colloidal matter: Packing, geometry, and entropy. *Science* 349 (2015) 1253751.
27. Ali, M. Transition Energy, Orientation Force and Work Done in Transitional Behavior Atoms: Formulating New Principles in Thermodynamics. ChemRxiv. <https://doi.org/10.26434/chemrxiv.11553057>
28. (a) D. Barredo, S. de Léséleuc, V. Lienhard, T. Lahaye, A. Browaeys, An atom-by-atom assembler of defect-free arbitrary 2d atomic arrays. (2016), <https://arxiv.org/abs/1607.03042>
 (b) D. Barredo, S. de Léséleuc, V. Lienhard, T. Lahaye, A. Browaeys, An atom-by-atom assembler of defect-free arbitrary two-dimensional atomic arrays, *Science* 354 (2016) 1021-1023.
29. (a) M. Endres, *et al.* Cold Matter Assembled Atom-by-Atom <https://arxiv.org/abs/1607.03044>

(b) M. Endres, *et al.*, Atom-by-atom assembly of defect-free one-dimensional cold atom arrays, *Science* 354 (2016) 1024-1027.

30. A. Boltasseve, V. M. Shalaev, All that glitters need not be gold, *Science* 347 (2015) 1308-1310.

Author's biography:



Mubarak Ali graduated from University of the Punjab with BSc (Phys & Math) in 1996 and MSc in Materials Science with distinction from Bahauddin Zakariya University, Multan, Pakistan (1998); his thesis work was completed at Quaid-i-Azam University Islamabad. He gained a Ph.D. in Mechanical Engineering from the Universiti Teknologi Malaysia under the award of the Malaysian Technical Cooperation Programme (MTCP;2004-07) and a postdoc in advanced surface technologies at Istanbul Technical University under the foreign fellowship of The Scientific and Technological Research Council of Turkey (TÜBİTAK, 2010). He completed another postdoc in nanotechnology at the Tamkang University Taipei, 2013-2014, sponsored by National Science Council, now M/o Science and Technology, Taiwan (R.O.C.). Presently, he is working as an Assistant Professor on the tenure track at COMSATS University Islamabad (previously known as COMSATS Institute of Information Technology), Islamabad, Pakistan (since May 2008, and the position renewal is in the process) and prior to that, worked as assistant director/deputy director at M/o Science & Technology (Pakistan Council of Renewable Energy Technologies, Islamabad, 2000-2008). The Institute for Materials Research, Tohoku University, Japan, invited him to deliver a scientific talk. He gave several scientific talks in various countries. His core area of research includes materials science, physics & nanotechnology. He was also offered a merit scholarship for the Ph.D. study by the Higher Education Commission, Government of Pakistan, but he did not avail himself of the opportunity. He earned a diploma (in English) and a certificate (in the Japanese language) in 2000 and 2001, respectively, part-time from the National University of Modern Languages, Islamabad. He is the author of several articles available at the following links;
https://www.researchgate.net/profile/Mubarak_Ali5 &
<https://scholar.google.com.pk/citations?hl=en&user=UYjvhDwAAAAJ>