

# Atoms of None of the Elements Ionize While Atoms of Inert Behavior Split by Photonic Current

**Mubarak Ali**

Department of Physics, COMSATS University Islamabad, Park Road, Islamabad –  
45550, Pakistan, E-mail: [mubarak74@mail.com](mailto:mubarak74@mail.com), [mubarak74@comsats.edu.pk](mailto:mubarak74@comsats.edu.pk)

**Abstract:** The phenomenon whereby atoms deal with the positive or negative charge by losing or gaining the electron forms the basis of familiar processes. In the elements where atoms comprise unfilled states, they are eligible to execute electron dynamics indicating that they do not ionize. At suitable level of ground surface, atoms of solid and gas both deal with transitional behaviors as per engaged force under involved energy. Transitional behaviors of such atoms are based on infinitesimal displacements of electrons. So, electrons remain clamped within their energy knots. In inert gas atoms, a different mechanism is involved. Under the excessive population of photons, inert behavior atoms split distorting into the electron (streams). As a result, progressing photons of forcing energy leave distorting inter-state electron gaps of splitting atoms entering the air medium. Hence, characteristics of photons under lowered forcing energy become obvious to reveal the glow of light known as plasma. On splitting inert gas atoms, their electrons carry forcing energy of chasing photons. When forced energy electrons impinge on underneath elongated atoms of solid at suitable inclination, they elongate them further. When carrying forced energy electrons do not impinge at suitable inclination, instead of elongating those atoms further, impinging electrons deform them by enabling non-orientationally based stretching of energy knots. The splitting of inert gas atoms into electrons, carrying of photons by electrons to impinge and the phenomenon of light glow reveal that photonic current is a source of power rather than electric current. As per set feature, a microscopic analysis is due to the resolving power of working photons. So, a photonic current is due to photonic propagation, where a consistent inter-state electron gap of structure is related to photonic band gap. Some routinely studying processes and phenomena are being discussed here and they also

state a photonic current. These bring vast changes in the existing state of science and technology.

**Keywords:** Atomic behavior; Photon-matter interaction; Photonic current; Band gap

## 1. Introduction

It is customary to consider a negative or positive charge of an atom while gaining or losing its electron as the basis of a chemical or a physical process. Ion of an atom is a term, where it either loses or gains electron of the valence shell. Ions are the species which possess either net negative or positive charge. The ion that carries net negative charge on an atom is known as anion, while the ion that carries net positive charge is known as cation. Based on the aforementioned concept, an anion is attracted towards the anode, whereas a cation is attracted towards the cathode. Thus, the ion of an atom has the number of electrons unequal to the number of protons and this gives the atom a net electrical charge [1]. In chemical term, cation of an atom is formed by losing electron while anion of an atom is formed by gaining electron. In physical term, ion pairs are created under the ion impact consisting of a free electron and a positive ion [2]. In 1884, Sir Arrhenius explained in his dissertation that salt dissociates into Faraday's ions while forming a solution [3]. In 1910, Nobel Prize was awarded for work on the equation of state of gases and liquids, and binding of atoms in small particles was considered under the Van der Waals interaction [4]. However, the elementary charge of electrically isolated atom is quantized [5]. In practice, input source of power remains conceptualizing the electronic (electric) current to process all types of materials. Again, a flow of electrons is taken into consideration while the scientific discussion at all levels is the result.

Atomic nature as well as atomic behavior of gold was discussed by Ali and Lin [6] while developing different tiny-sized particles in pulse-based electron-photon/solution interface process. Developments of tiny-sized particles along with the development of anisotropic and distorted particles under varying concentration of gold precursor were discussed by Ali and Lin [7]. Under identical process conditions, molar concentration of different precursors was processed, where it was concluded that nature of the precursor

takes the edge in terms of required atoms to develop tiny-sized particles [8]. Under varying ratios of bipolar pulse OFF to ON time and pulse polarity, different tiny particles, nanoparticles and particles developed [9]. Particles of sub-micron size were explored by Ali and Lin [10], where tiny-sized particles packed to develop an immature particle under their unfit packing. In pulse-based electron-photon/solution process, a detailed method of developing high aspect ratio gold particles was discussed under the optimum process conditions [11]. A tiny grain carbon film delivered enhanced field emission based on a large amount of tiny grains in carbon film related to elongated atoms of arrays [12]. Growth habit of grains and crystallites changed under a slight variation of the localized conditions of process, and thus identified the role of attained dynamics of carbon atoms [13]. The development process of different triangle-shaped tiny particles along with modification of atoms of arrays into structures of smooth elements was discussed by Ali [14]. The different structural evolution in atoms entitled to execute confined inter-state electron dynamics was discussed in a separate study [15]. The phenomena of heat and photon energy were precisely identified, where a silicon atom was taken as a model system [16]. Due to different atomic structure belonging to available elements, their possibly resulted tiny-sized particles or nanoparticles can be a defective nanomedicine instead of being effective [17]. The origin of atoms belonging to gaseous and solid states was presented under a different relation in terms of force and energy [18]. A different state of carbon atom deals with a different physical behavior despite having the same number of electrons [19]. Depositing hard coating at a certain substrate was because of the incompatible energy and forced behaviors of gas and solid atoms [20]. Different chamber pressures resulted in different morphology and structure of carbon films [21].

Results and discussion of this work start with the atoms of none of the elements ionize; atoms of solid behavior elongate or deform while under extreme behavior erode, atoms of gas behavior condense or squeeze while under extreme behavior erupt and atoms of inert behavior split under the excessive field. Results further lead into discussion that on splitting inert gas atoms, photons leave inter-state electron gaps (of split atoms) entering the air medium, where their characteristics become obvious in the

form of light. Those photons releasing from the source do not propagate through inter-state electron gaps of splitting atoms; they mainly chase the electrons (of streams) of splitting atoms. So, forced energy electrons impinge on underneath atom of solid behavior to elongate or deform it. This validates that current is because of the propagating photons having width in inter-state electron gap. Current is not because of the flow of electrons as known in electric or electronic current. This extends the discussion by considering the silicon solar cell to generate photons of photonic propagation. So this study highlights that in different microscopic analyses, photons of different features are being worked out to investigate the features of a sample in investigation. Some important principles describing the different physical and chemical processes and phenomena are also discussed here stating the uses of photonic current instead of electric current. These processes and phenomena also validate that atoms of none of the elements ionize. At the end, the study takes the edge by describing different classes of atoms known in conductive, semi-conductive and insulator behavior. So, the study is discussing here that photonic current is by the photonic band gap of atoms.

## **2. Results and Discussion**

Solid atoms of those elements which execute electron dynamics for conservative mode of forces evolve solid structure of different dimensions and formats depending on the nature of their built-in gauge [15]. Wherever a conservative force is involved to execute electron dynamics, a heat energy is engaged to configure binding energy. Under the accessibility of neutral state of certain atoms, they are capable to transform heat energy into photon energy, where generated photon energy has shape other than the wave [16]. Solid atoms possess proportional relationship of force and energy directly while undertaking the transition of electrons in clamped energy knots, but this relation becomes inversely proportional in the case of gas atoms [18]. Carbon atoms when involve non-conserved energy, a non-conservative force is also engaged [19].

Following the neutral state, an atom of solid behavior goes into a re-crystallization state, where force and energy of transitional atom directly relate to each other. In the re-crystallization state of atom, orientations of electrons both from the left and right side to

the centre become more towards the east-west poles. Hence, that transitional behavior atom is nearly at the level of solution/ground surface, where exerting forces in surface format orientate electrons adjacently to a large extent. In the transitional behavior atom, electrons of both left and right sides to centre are under the exertion of experiencing east-west forces instead of north-south forces. Electrons of the atom also disturb clamped energy knots by stretching orientationally. Both from the left and right sides of the centre, stretching of energy knots occurs in equal (and uniform) manner. During elongation of that atom, electrons also remain bound to clamped energy knots. However, energy knots forming the net or lattice of that atom are now in the stretching manner. The energy knots clamped to electrons in the atom expand or contract as per rate of their stretching or compressing respectively. Therefore, an atom elongates under the orientationally based stretching of energy knot clamped electrons.

At solution surface, such elongations of gold atoms have been observed when they are in array of triangle-shaped tiny particles [7-11]. The elongation of atoms of each array is uniform, considering the triangle-shaped tiny particle of gold as a model system and is discussed in a separate study [14].

The stretching of clamped energy knots to electrons is also non-orientational when the force exerted to atom is uneven for perturbed state electrons. Such a sort of atomic behavior is related to the deformation behavior. Therefore, solid atoms of many elements under non-orientationally based stretching of energy knots clamped electrons deal with deformation behaviour. In the deformation behavior of a naturally elongated atom, an uneven surface force of east-west poles is exerted to function due to disturbed state electrons, which is based on the electronic structure of that atom.

In this context, emerging force behavior is considered at different levels depending on the electronic structure of an atom. So, an involved force and engaged energy or an involved energy and engaged force do not permit that atom to change into an ionic form. Thus, the mass of an atom depends on the force and energy of its electrons. Here, the force and energy of that atom remain conserved for any occupied standard state if it is in an isolated system. The same should be the case with atoms of different gas behaviors. However in the case of gaseous state atoms, force and energy are

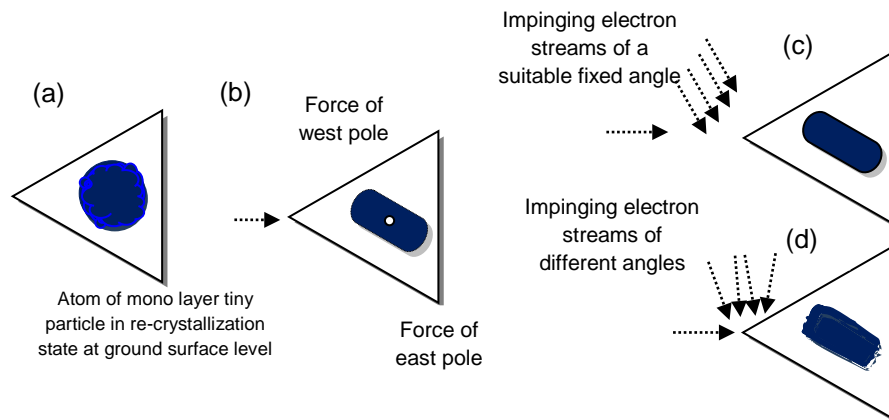
inversely proportional to each other [18], and gas atoms cannot show elongation or deformation behavior. Instead, they can show a condensed or squeezed behavior. Solid atoms can be considered in condensed behavior when in the process of attaining their liquid states as they conventionally give birth to condensed matter physics. However, forces exerting in surface format should influence the electrons in a different manner for solid atoms and gas atoms. Owing to different natures of atoms in solid elements and gaseous elements, they deal with a different treatment of exerting force when attaining ground point at ground surface [18]; electrons possess different potential energy along with orientating force. Opposition to the expansion of 'energy knot net' is considered as contraction of 'energy knot net'. In atoms of solid and gas behaviors, an 'energy knot net' is designed by both filled and unfilled states. An 'energy knot net' is a lattice of the atom.

Energy knots clamped electrons stretched orientationally, which elongate their atoms of solid behavior (along both the sides from centre) under exerting force in surface format. Elongation of an atom while in array should be mainly in re-crystallization transition state. That atom uniformly elongates at equal rate towards both sides from the centre if the existing forces of surface are exerting at equal levels along the east-west poles. When the energy knots clamped electrons stretch non-orientationally, that atom deforms which is due to their positions in clamped energy knots. An elongated atom deals with deformation behavior instead of enhanced uniformed elongation when energy knots clamped electrons are not stretched orientationally.

When solid atoms deform or elongate, a changing aspect of their electrons becomes non-confined, where they are no more capable to transfer electrons for their nearby unfilled states if they are eligible [14]. Such a behavior of that atom does not infer that it is in ionic state. However, in the case where an atom keeps dynamics of certain electron confined, it executes inter-state dynamics for that electron in conservative mode of force [15]. In the case where an atom keeps dynamics of certain electron partially confined, it executes inter-state dynamics for that electron in partially conservative mode of force [19]. In the case where an atom keeps dynamics of certain

electron non-confined, it executes inter-state dynamics for that electron in non-conservative mode of force [19]. In this context, none of the dynamics (of electrons) of different atoms reveal any sign of losing or gaining their electrons. When atoms are under electron dynamics for certain force and energy, it means that it (electron dynamics) is in gap between its nearby states, which is not in accordance with the ionization process.

A re-crystallization state atom is shown in Figure 1 (a) when it is in exertion of suitable force in surface format. That atom elongates under the exertion of force in surface format. Atom undergoes elongation due to the exertion of force along the opposite poles of electrons available at both sides to its centre. This direct elongation of the atom is a natural sort of elongation when in re-crystallization state. The energy knots clamped electron states deal with orientationally based stretching under the exertion of force in surface format. The elongation is uniform because of the even exertion of force to electrons of both left and right sides from the centre of atom (and due to the availability of the same number of electrons at both sides from the centre of atom) as shown in Figure 1 (b). In Figure 1 (b), the centre of uniformly elongated atom is indicated by the white dot. However, at solution or other suitable flat surface, it further increases the elongation rate as shown in Figure 1 (c) when that elongated atom deals with impinging electron streams of suitable angle. The elongated length of the atom is related to the transferred forcing energy of chasing photons to impinging electron streams of suitable angle, which is now related to structure of smooth element.

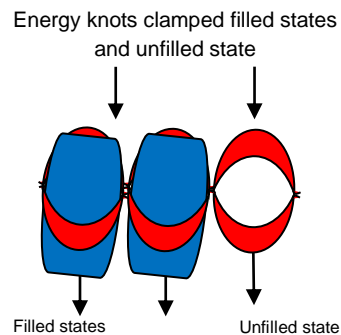


**Figure 1:** Gold atom in mono layer tiny particle deals with (a) re-crystallized state at suitable level of ground surface, (b) elongation of atom under the even exertion of force along both sides from the centre, (c) impinging electron streams of a suitable fixed angle further elongated the naturally elongated atom and (d) impinging electron streams of different angles deformed elongated atom

In an atom of re-crystallization state, electrons orientated along the east and west poles due to the stretching of clamped energy knots, where impinging electron streams of suitable angle to that elongated atom further increase the stretching of clamped energy knots. Thus, the atom undergoes uniform elongation further. However, when the naturally elongated atom (as shown in Figure 1b) does not deal with impinging electron streams of fixed angle, it deforms as shown in Figure 1 (d). Therefore, the elongated atom deals with impingement of electron streams at different angles, resulting in deformation instead of further elongation, where it does not convert the structure to flat structure of smooth element as shown in Figure 1 (d). The stretching of energy knots clamped electron states occurs in different orientations.

In the case of an atom where electron is not available in the clamping energy knot, it is related to unfilled state as shown in Figure 2. The transition of an electron can be within its occupied state or under the allowance provided by the unfilled state(s) of atom. The transition of a certain electron can be due to its migration to nearby unfilled state depending on the nature of atom. In the first case, the transition of an electron is under the infinitesimal displacement while remaining within the clamped energy knot, i.e., a dedicated state. In the second case, the transition of electron is due to its confined inter-state dynamics in the atom.

**Figure 2:** Filled state electrons clamped in their energy knots and unfilled state of energy knot



A transition of a certain electron can also be due to its non-confined or partially confined inter-state dynamics depending on the behavior of atom. Transition of an



electron when within state is for the infinitesimal displacement. Transition of an electron when is for a new state, it is for the inter-state dynamics. Behavior of elongation, deformation and erosion in solid atoms, and behavior of condensing, squeezing and eruption in gas atoms and behavior of splitting in inert gas atoms are not because of transferring electrons of filled states to unfilled states. Different modification behaviors dealt by solid atoms can also be related to condensation behavior but in a different manner to the one in gas atoms. These behaviors are executed under extra-ordinary conditions of those atoms, where electrons deal with transition mainly by remaining clamped within energy knots. These behaviors of atoms in all kinds of elements do not indicate any sign of the ionization process.

In solid atoms, the coalescence (growth) into a tiny cluster (tiny-sized particle) requires a certain state and extra measures. In the natural sort of binding atoms, a tiny-sized particle evolves its structure instead of developing it, which is possible under the execution of electron dynamics. This mechanism of binding atoms does not relate to the ionization of an atom in either way. Nonetheless, the formation of ions by having less or more electrons in an atom implies that the number of electrons becomes different under the same mass number. The losing or gaining of an electron by the gold atom results in its so-called gold ion, which has a number of electrons, i.e., of either platinum or mercury respectively. However, in both the cases as per information given in the Periodic Table, mass number belongs to the gold atom. Yet again, in the case of atoms having valence number +1, on losing an electron, their outer shell of valence electrons is to be considered empty. Thus, one shell is reduced which contradicts the given significance of elements. In another example, when a helium atom loses an electron, the so-called ion of helium is left with one electron, which is also present in hydrogen atom. On the other hand, gaining an electron results in the so-called ion of helium having three electrons, which are also present in lithium atom. However, in both the cases as per information given in the Periodic Table, mass number belongs to the helium atom.

In tensile strength of bulk materials, their elastic and plastic behaviors take place before reaching the rupture point. Under certain conditions of the process, atoms of

pure solid behavior execute inter-state dynamics for exerting the force to suitable electrons in maximum three poles, where the position of an electron is recovered to the previous state. However in the case where even single electron does not recover state in its atom of solid behavior due to the stretching of its clamped energy knot, that atom remains either elongated or deformed. Solid atoms start eroding when they deal with increased level of stretching of clamped energy knots to electrons; the process of erosion starts when solid atoms do not bring about further stretching to clamping energy knots of electrons. Thus, the erosion process of an atom (solid), once again, contradicts the phenomenon of formation of ion. However, atoms of gas behavior condense under their suitable treatment instead of elongating. They squeeze for certain conditions adjusting to their energy knot nets instead of dealing with deformation. Suitable atoms of gas behavior erupt under excessive behavior of condensing or squeezing. All these behaviors of gas atoms indicate that they do not possess a nature to form ions or convert into ions.

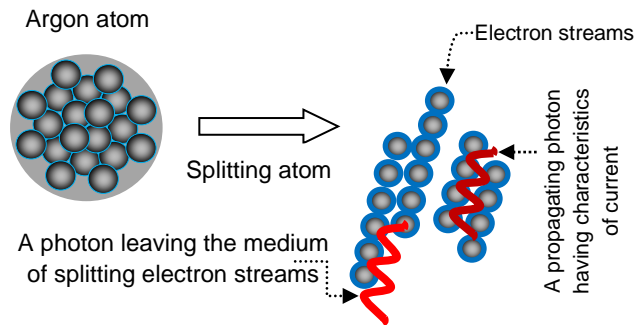
Despite that inert gas atoms do not execute electron dynamics. They also do not entertain transitions of electrons within occupied states under infinitesimal displacements. Atoms of inert behavior do not contain energy knots having unfilled states of electrons. Inert gas atoms split under the excessive propagation of photons having characteristics of current. That is why forced out electrons are ejected in the form of streams to impinge on underneath atoms. Atoms of many elements having the solid nature undertake this behavior to elongate or deform. As a result, energy knots formed (clamped) electron states are stretched. A unidirectional stretching of energy knots elongates their atom. A multidirectional stretching of energy knots deforms their atom.

A transition (due to infinitesimal displacement) of electron in occupied state can be prohibited due to all filled states of inert gas atoms. A transition of electron due to its inter-state changing aspect in inert gas atom is totally prohibited. Thus, atoms of inert behaviors cannot amalgamate to develop tiny-sized particles. Kawai *et al.* [22] highlighted the role of classical Van der Waals interactions under the limits of an isolated atomic model. The Van der Waals forces or dispersion forces are said to be

attractive forces that arise from induced dipoles and can only be attained when fluctuations of charge density are in a wave like formation [23].

Inert gas atoms behave differently under the application of photons (photonic current) as compared to the atoms executing electron dynamics. This way, they split into electron streams. In most cases, when atoms of solid or gas behavior undertake transition of electrons in occupied states, they can also execute inter-state dynamics for suitable electrons. In atoms of inter-state dynamics, an electron either occupies the nearby suitable state or restores original state through its established force and energy relationship.

The ejection of electrons in the form of streams while considering argon atom is shown in Figure 3. On splitting of an argon atom under the excessive propagation of photons having characteristics of current, the resulting electron streams gained instantaneous velocity by means of traveling chasing photons. Where photons do not chase electrons or electron streams, they directly enter in the solution or in the designated medium under their gained forced energy on leaving the medium of split inert gas atoms or their electron streams as labelled in Figure 3.



**Figure 3:** An argon atom splits under the application of photons having characteristics of current, where propagating photons leaving the medium of split electron streams to enter the air medium

Before entering the solution and changing features in the visible range, those photons display the light glow, which is also known as plasma. The several given studies by the author examined the nature of the light glow under the application of electron and photon source while synthesizing the particles of different sizes and shapes [6-11]. Thus, the splitting of inert gas atoms into electron streams results in the changed features of photons. As discussed earlier, ejecting electron streams of split

inert gas atoms are utilized to impinge on the underneath atoms eligible to execute electron dynamics. Thus, split electron streams of inert gas atoms work to deform or elongate atoms of solid behavior. However, when a certain population of photons (having width in suitable inter-state electron gap) propagates through the structure of consistent inter-state electron gaps of atoms, it is related to photonic current.

In pulse-based electron-photon/solution interface process, photons propagated by graphite rod transformed into heat energy [11]. Heat energy dissipated into the solution to dissolve the precursor and dissociate gold atoms. Lifting metallic atoms (dissociated from the precursor because of the supplied energy through immersed graphite rod) to the solution surface was because of the influence of forced energy electrons and forcing energy photons entering the solution [11]. Hence, gold atoms lifted up to the level of solution surface due to the reactive forces of entering electron streams along with photons dissipating heat energy. This way, a photonic current supplied heat energy to solution to dissociate gold atoms. Uplifting of gold atoms to the solution surface was due to forced energy electrons and forcing energy photons entering the solution, which again validates the use of photonic current instead of electric current to a process of solution.

Photons having characteristics of current when in split atoms of flowing inert gas, they get converted into electrons and electron streams. Photons chasing electrons by forcing energy and those photons which do not chase electrons enter the air medium. If they do not enter the solution, they change characteristics by decreasing forcing energy. So, they show the light glow when in certain population per unit area/volume.

Inert gas atoms behave inertly because they do not involve electron dynamics (and even transitions of electrons within occupied states) due to all filled states. Leaving the medium of inter-state electron gaps of propagating photons (having characteristics of current) and entering the air medium, their features get altered. By lowering their energy and reaching to the intensity of their force in visible range, those photons show a glow of light. Releasing photons in certain population (per unit area or volume) when travel through the air medium, they dissipate encapsulated (wrapped) energy in the form of heat and through the friction of surrounding medium. Inside the travelling photons, the

arrested element of their force becomes obvious to the available force in travelling medium. So, both forces infuse under the fashion of destructive interference, where a glow of light appears. In a neon lamp, inert gas atoms split due to the input source of photonic current. Thus, the splitting atoms enable photons having characteristics of current to leave their inter-state electron gaps for traveling with different characteristics. They light in orange color when their features attain visibility.

In silicon solar cells (and other similar kinds of gadgets), inter-state electron dynamics results in the generation of photons having characteristics of current [16]. Their transportation to busbars and fringes is made through a certain scheme. Fabrication process of silicon solar cell involves diffusion process in which a PN junction is introduced during the flow of phosphine gas under high temperature of the furnace tube. Photonic current propagates through terminals. On transportation of photons to fringes, they propagate and the termination of their contacts in a solar cell is followed by connecting points with next solar cells which results in a direct photonic current. It is pertinent that the ejection of electrons from silicon atoms functioning in only a few layered structures results in their leaving the 'energy knot nets' back only. Therefore, the working of a silicon solar cell for several years with said performances contradicts the phenomenon of formation of ions. While exposure to sunlight, for example, the rate of transfer of one electron in each atom of top layer of silicon solar cell is one second, and the rate of transfer of 14 electrons in each atom of top layer of silicon solar cell is only 14 seconds. This way, all the electrons in 30 nm thick layers will be ejected in 23 minutes (approx.). The regained process of an electron also appears to be irrational. This is only viable under inter-state dynamics of suitable state of atom. So, it is hard to say that solar cell has the capability to generate current due to the flow of electrons.

To resolve the surface topography of the sample, different types of microscopes known as SEM, FE-SEM, TEM and HR-TEM make use of the photons regulated by their installed features. Beam of current is related to photons having characteristics of current controlled by different sources known as solid-state crystal, field emission gun and tungsten filament. These sources do not eject electrons of their atoms but work for the harmonization of required characteristics of photons resolving the surface

topography of different samples under investigations. Features of the image are resolved in the resolution of few nanometers in field emission scanning microscope and at sub-atomic level resolution in high resolution transmission microscope. In the optical microscope, photons of resolving power upto 0.2 nm are there to snap the image. An image can be resolved as close as 0.05 nm. However, photons having characteristics near photons of current can melt the material (sample) under investigation. In this context, transmission microscope already operates nearly in full resolution. The structure of gold particle image was resolved down to a resolution of 0.10 nm, where widths of structure of smooth elements and their inter-spacing distance were discernible [9]. Again, the width of more elongated atoms reached as close as resolution 0.05 nm showing the resolving power of featured photons resulting from the dedicated source of high-resolution transmission microscope [6]. This reiterates that current is due to the propagating photons and not because of the flow of electrons.

In different arc-based physical vapor deposition techniques, the shape of an igniting arc on reaching the features of photons in the visible range is observed. However, a high population of those photons is utilized to eject material from the target known as cathode. The ejected material is used to deposit at the substrate position in the vacuum chamber.

The flow of anions towards anode or cations towards cathode in electrolysis is not due to the gain or loss of electrons respectively. In fact, the photons of characteristics energy dissociate atoms and remove the volatile species from the surface of interest as well. However, a photonic current can be a source of splitting of a compound directly.

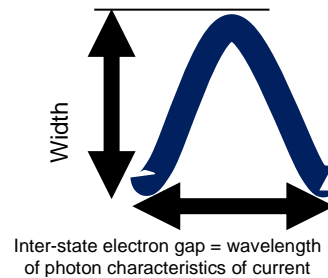
In lithium-based devices and ion beam technology, revisiting their science along with others is required. In focused ion beam, photons having characteristics of current are the source of forced energy to prepare the sample for high resolution microscopy [24].

In photoelectric effect or photoemission, the interaction of sunlight with metallic surface results in the ejection of the electrons. However according to these observations, photons are generated under the confined inter-state electron dynamics of top-surface atoms while treating (absorbing) the heat energy of sunlight. They

propagate through inter-state electron gaps of atoms. They deflect the needle of ammeter. In line with this, the phenomenon indicates a photo-photonic effect.

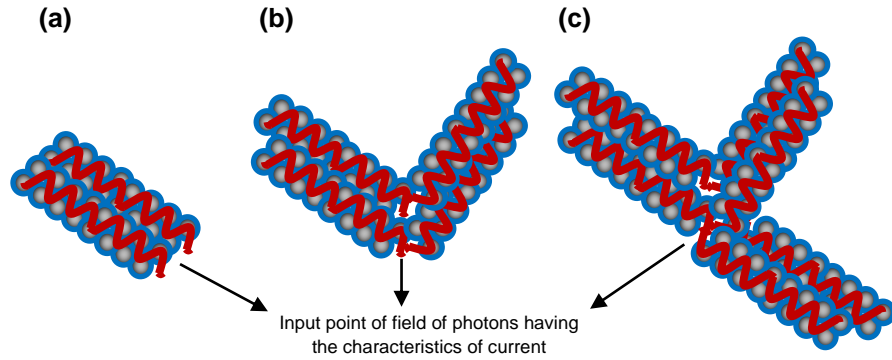
The discussion put forward above again reiterates that electrons cannot flow, so an electric current is an incomprehensible phenomenon, but the propagation of photons (having certain features) through the structure of consistent inter-state electron gaps of atoms is related to a comprehensible phenomenon viz. the photonic current. A photon having characteristic of current has width in the inter-state electron gap of a suitable atom as shown in Figure 4. Here, the ideal wavelength of photons having characteristics of current are in the distance between filled state and nearby unfilled state of outer ring in silicon atom. In Figure 4, distance between the starting and the ending point of unit photon (inter-state electron gap) is equal to the width of unit photon; distance between any two sides of filled state electrons in suitable atoms remained the same. This can also be referred to wavelength of photons having characteristics of current. Therefore, width of any lengthy photon (overt photon) is the same as long as it maintains the characteristics of current.

**Figure 4:** A unit photon shows width equal to inter-state electron gap (wavelength of photon having characteristics of current)



Due to a consistent gap between states of the electrons, the propagating photons through the structure of inter-state gaps of atoms become functional for photons having the characteristics of current. Therefore, photons of certain features are eligible to propagate through a bi-directional or tri-directional structure of suitable atoms. Photons start propagating through the inter-state electron gaps in the ordered arrays of atoms as they obey the pitch from the point of firing or releasing or generation. The propagation of photons through the structure of inter-state electron gaps of atoms is shown as uni-directional in Figure 5 (a). Here, the orientation of electrons remains positioned line-wise. The propagation of photons through the structure of inter-state electron gaps of atoms is shown as bi-directional in Figure 5 (b). Here, the orientation of electrons

remains positioned plane-wise. The propagation of photons through the structure of inter-state electron gaps of atoms is shown as tri-directional in Figure 5 (c). Here, the orientation of electrons remains positioned volume-wise. In addition to entropy and geometry, on-going research efforts should consider dynamics to describe the structure [25]. Moreover, orientation is vital to study a structure [26].



**Figure 5:** Propagation of photons through the structure of consistent inter-state electron gaps (in hypothesized atoms) in (a) uni-directional, (b) bi-directional and (b) tri-directional; sketches are drawn in estimation

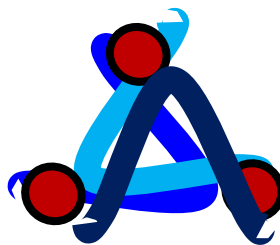
A structure of uni-directional inter-state electron gap, bi-directional inter-state electron gap and tri-directional inter-state electron gap of bound atoms deal with consistent propagation of photons line-wise, plane-wise and volume-wise respectively. In an ordered array of graphite structure, atoms bind uni-directionally, which give a consistent structure of inter-state electron gap, dealing with the photonic propagation line-wise [12].

Three ‘unit photons’, when propagated through irregular states of three electrons is shown in Figure 6, converted into heat energy instead of propagating to work as a photonic current. The propagation of overt photons or unit photons through the lattice of a few atoms having an irregular structure converted into heat energy instead of propagating to work as photonic current. Here, the field of overt photons or unit photons is mainly recognized by the multiple interactions as electrons distributed randomly. So, the distance of electrons works for dissipation of force and energy of photons. Here, the



distance of electrons can be referred to intra-state gaps instead of inter-state gaps. An overt photon indicates a photon comprising several unit photons [16].

**Figure 6:** Three 'unit photons' show trapping due to irregular inter-state gap of only three electrons (intra-state electron gap)



In inter-state propagation of photons having the characteristics of current, they open the arm of their population while traveling in the straight-line, and showing the feature of light like a cone. However, the propagation of photons in intra-state electron gaps of atoms get converted into heat energy by dissipating the element of heat and releasing the element of force. In the structure of suitable atoms, trapped forces control and maintain the consistent width of inter-state electron gaps. Up to a certain extent, a discrepancy in inter-state electron gaps of structure can be maintained by the propagating photons of front sides [14]. Incorporating contaminants or gas atoms in the core structure of solid atoms give an inconsistent inter-state electron gap, thus lowering the resultant field of photons.

Again, an abrupt applied field of photons under set power (voltage or/and current) at input terminals can also adjust the inter-state electron gaps of structure. However, any contamination in the structure or presence of gas atoms, especially those with many electrons, disturb or block the inter-state electron gaps, and so is a propagating photon. In atoms of gaseous behaviors, electrons more than half in length remain above the centre of their clamped energy knots and vice versa in solid atoms [18]. So, combination of gas and solid atoms design material of insulating behavior, where propagation of the photon near the speed of light does not remain effective or remains less effective.

In this context, a vast research is required to execute. The contemporary world supports new research in the energy sectors to cope with the urgent needs and high demands of energy for all masses living on this planet. Research and development in the energy sectors require new methodologies and designs. This sort of research will boost the industry in the energy sectors. The execution of clean research will cut-down

the losses by having a potentially fruitful generation and usage. A basic understanding in the phenomenon of energy is through the force exerting to matter, and some preliminary studies can help draw light on energy behavior by studying matter at nano, atomic and electronic levels [14-21, 27].

It is considered that atoms of conductive behavior deal with the overlapping of the band gap between valence and conduction band. On the other hand, atoms of semi-insulating behavior deal with partial overlapping of the band gap between conduction band and valence band. Materials of insulating behavior are involved in the separation of the band gap between valence and conduction band. It is a known fact that the flow of electrons is the electric current which is due to the band gap of atom, but, in all sorts of atoms, such a band gap does not exist. Hence, the propagation of photons is through the inter-state electron gaps or photonic band gap more formally.

On moving the optical tweezers in real-time control system, tunable arbitrary geometries of cold neutral atoms for quantum engineering are prepared [28] and regular arrays of individually controlled cold atoms are prepared as well [29]. On one side, the inert gases validate that these are the ones forming the light-glow known as plasma. These bring further clarity in the understanding of electron-photon based phenomenon in many areas of research. Their studies related to medical and biological sciences are more important. Some studies are at the doorstep of opening new avenues of research [28, 29]. Such tunable arbitrary geometries and regular arrays of atoms, on further tuning, may become the future candidates for many marvelous discoveries. The process of splitting inert gas atoms will shed light on the science of several remarkable applications. These investigations will help explore the unknown processes of so-called space plasma, medical plasma, industrial plasma and many other phenomena not yet explored. All that glitters need not to be gold but TiN or ZrN as well [30]. It indicates that several elements and compounds glitter at suitable level and there is a need to understand the relation of filled and unfilled states along with inter-state electron dynamics and the combination of their atoms. However, it is discussed that formation of TiN primitive cell is due to the incompatible working energy and forced behavior of different natured atoms, where color of the resultant coating depends on the rate of

adhering gas atoms to solid atoms [20]. In primitive cell of TiN, the surrounded four Ti atoms around N atom give almost the same number of unfilled states as for the case of gold atom, so both depict the same color (golden). There are many phenomena of science related to developed processes, devices and instrumental techniques, which need to be re-visited and investigated directly or indirectly.

### **3. Conclusion**

Atoms of none of the elements ionize. Atoms possess conserved mass under conserved force and energy of electrons in isolated systems. Solid atoms of suitable elements deal with uniform elongation depending on electronic structure. In the elongation process of an atom, clamped energy knots (of electrons) deal with orientationally based stretching at equal rate from both sides of the centre. This trend of stretching energy knots becomes more obvious when an atom comes into re-crystallization state. A solid atom attains re-crystallization state at suitable level ground surface, where exertions of force to electrons also become in surface format. Energy knots stretch more along the east-west poles under the adjacent orientations of electrons.

An elongated atom deals with further elongation while impinging electron streams of fixed angle. Elongated atom shows the shape of thick line called structure of smooth element. An elongated atom undertakes deformation behavior when electron streams do not impinge at fixed angles, so they distort the shape of elongated atom. In deformed atoms, inter-state electron gaps become ineffective to a large extent. At extended rate of deformation, solid atom starts eroding. Energy knots of electrons deal with no more recovery of stretching. At suitable level ground surface, atoms of gas behaviors condense, squeeze or erupt depending on the conceded behavior.

Atoms of inert behavior split on propagating excessive population of photons through inter-state electron gaps. Photons leaving distorted inter-state electron gaps (of flowing inert gas atoms) or photons chasing split electron streams (of inert gas atoms) show the changed behavior of characteristics on entering the air medium. When a certain population of photons attains features of visibility in the air medium, they show light

glow. Appearance of light is due to infusing force of travelling photons and the force in the travelling medium. Thus, different phenomena known as electric current actually are related to photonic current. In silicon solar cells, generated photons enter the grid as per procedure devised for solar cell fabrication and work as photonic current. In different microscopes, built-in components are a source of featured photons that work to resolve the surface of interest. In the case of electrons impinging on the underneath matter, they are carried by forced energy of (chasing) photons. They neither reflect nor resolve surface under investigation but elongate the elongated atoms further or deform them.

To build a field of photons, they propagate through suitable structure of inter-state electron gaps of atoms. Gaps are related to photonic band gaps. In a structure of atoms having consistent inter-state electron gaps, the propagating photons work for the photonic current, which is not the case in the structure of intra-state electron gaps. In a structure of uni-directional inter-state electron gap, the orientation of electrons remains positioned along the one side, so photons propagate line-wise. In a structure of bi-directional inter-state electron gap, the orientation of electrons remains positioned along the two sides, so photons propagate plane-wise. In a structure of tri-directional inter-state electron gap, the orientation of electrons remains positioned along the three sides, so photons propagate volume-wise. In the structure of intra-state electron gaps, atoms do not keep alignment in their inter-state electron gap, so they mainly deal with insulating behavior.

This study works to explore sciences of various phenomena and processes with new context and approach. When studying light-matter interaction, a different structure of matter at atom scale is also one of the requirement to consider. These findings alter the science and technology in many ways. Accordingly, these findings open ways of convenience for emerging scientific leaders to explore reliable and sustainable science behind the technologically important materials, and hence their applications.

## References

1. "Ion" entry in Collins English Dictionary, HarperCollins Publishers, (1998).
2. Knoll, G. Radiation detection and measurements (3<sup>rd</sup> ed.), New York, Wiley (1999).

3. Arrhenius, S A. [http://www.nobelprize.org/nobel\\_prizes/chemistry/laureates/1903/index.html](http://www.nobelprize.org/nobel_prizes/chemistry/laureates/1903/index.html)
4. van der Waals, J. D. [https://www.nobelprize.org/nobel\\_prizes/physics/laureates/1910/](https://www.nobelprize.org/nobel_prizes/physics/laureates/1910/)
5. Millikan, R. A. [http://www.nobelprize.org/nobel\\_prizes/physics/laureates/1923/](http://www.nobelprize.org/nobel_prizes/physics/laureates/1923/)
6. Ali, M., Lin, I –N. Effects of the Electronic Structure, Phase Transition and Localized Dynamics of Atoms in the Formation of Tiny Particles of Gold. (2020) <http://arxiv.org/abs/1604.07144v17>
7. Ali, M., Lin, I –N. Development of Gold Tiny Particles and Particles in Different Sizes at Varying Precursor Concentration. *Adv. Nat. Sci: Nanosci. Nanotechnol.* 11 (1) (2020) 015006 (13pp)
8. Ali, M., Lin, I –N., Yeh, C. -J. Tapping Opportunity of Tiny-Shaped Particles and Role of Precursor in Developing Shaped Particles. *NANO* 13 (7) (2018) 1850073 (16 pp).
9. Ali, M., Lin, I –N. Controlling morphology-structure of gold tiny particles, nanoparticles and particles at different pulse rates and pulse polarity. *Adv. Nat. Sci: Nanosci. Nanotechnol.* 10(2) (2019) 025015 (14pp).
10. Ali, M., Lin, I –N. Formation of tiny particles and their extended shapes: origin of physics and chemistry of materials. *Appl. Nanosci.* 9 (2019) 1367-1382.
11. Ali, M., Lin, I –N., Yeh, C. –J. Predictor Packing in Developing Unprecedented Shaped Colloidal Particles. *NANO* 13 (9) (2018) 1850109 (15 pages).
12. Ali, M., Lin, I –N. Phase transitions and critical phenomena of tiny grains carbon films synthesized in microwave-based vapor deposition system. *Surf. Interface Anal.* 51 (2019) 389-399.
13. Ali, M., Ürgen, M. Switching dynamics of morphology-structure in chemically deposited carbon films –A new insight. *Carbon* 122 (2017) 653-663.
14. Ali, M. Tiny-Shaped Particles Developing Mono Layer Shape Dealing with Localized Gravity in Solution Surface. (2020), <http://arxiv.org/abs/1609.08047v23>
15. Ali, M. Structure Evolution in Atoms of Those Elements Executing Confined Inter-State Electron Dynamics. (2020), <http://arxiv.org/abs/1611.01255v23>
16. Ali, M. Heat and Photon Energy Phenomena: Dealing with Matter at Atomic and Electronic Level. (2017), <https://www.preprints.org/manuscript/201701.0028/v10>

17. Ali, M. Nanoparticles-Photons: Effective or Defective Nanomedicine. *J. Nanomed. Res.*, 5 (2018) 241-243.
18. Ali, M. Atoms in Gaseous and Solid States and their Energy and Force Relationships under Transitional Behaviors. (2020), <https://www.researchgate.net/publication/323723379>
19. Ali, M. Atomic Structure and Binding of Carbon Atoms. (2019), <https://www.preprints.org/manuscript/201801.0036/v10>
20. Ali, M., Hamzah, E., Toff, M. R. M. Hard Coating Deposits: Incompatible Working Energy and Forced Behaviors of Gas and Solid Atoms. (2019), <https://www.preprints.org/manuscript/201802.0040/v10>
21. Ali, M., Ürgen, M. Depositing Morphology and Structure of Carbon Films under Varying Chamber Pressures. (2020), <https://arxiv.org/abs/1802.00730v12>
22. Kawai, S., *et al.* Van der Waals interactions and the limits of isolated atom models at interfaces. *Nat. Commun.* (2016) DOI: 10.1038/ncomms11559.
23. Ambrosetti, A., Ferri, N., DiStasio Jr., R. A., Tkatchenko, A. Wavelike charge density fluctuations and van der Waals interactions at the nanoscale. *Science* 351 (2016) 1171-1176.
24. Ali, M., Ürgen, M., Atta, M. A., Kawashima, A., Nishijima, M. Surface morphology, nano-indentation and TEM analysis of tantalum carbide-graphite composite film synthesized by hot-filament chemical vapor deposition. *Mater. Chem. Phys.* 138 (2013) 944-950.
25. V. N. Manoharan. Colloidal matter: Packing, geometry, and entropy. *Science* 349 (2015) 1253751.
26. Ali, M. Transition Energy, Orientation Force and Work Done in Transitional Behavior Atoms: Formulating New Principles in Thermodynamics. ChemRxiv. Preprint. (2020), <https://doi.org/10.26434/chemrxiv.11553057.v4>
27. Ali, M., Lin, I –N. Nucleation and Structural Identification in Gold Particles of High Aspect Ratios Developed through Mechanistic Approach. ChemRxiv. Preprint. (2020), <https://doi.org/10.26434/chemrxiv.11475300.v3>

28. (a) D. Barredo, S. de Léséleuc, V. Lienhard, T. Lahaye, A. Browaeys, An atom-by-atom assembler of defect-free arbitrary 2d atomic arrays. (2016), <https://arxiv.org/abs/1607.03042>  
(b) D. Barredo, S. de Léséleuc, V. Lienhard, T. Lahaye, A. Browaeys, An atom-by-atom assembler of defect-free arbitrary two-dimensional atomic arrays, *Science* 354 (2016) 1021-1023.
29. (a) M. Endres, *et al.* Cold Matter Assembled Atom-by-Atom <https://arxiv.org/abs/1607.03044> (b) M. Endres, *et al.*, Atom-by-atom assembly of defect-free one-dimensional cold atom arrays, *Science* 354 (2016) 1024-1027.
30. A. Boltassev, V. M. Shalaev, All that glitters need not be gold, *Science* 347 (2015) 1308-1310.

### Author's biography:



**Mubarak Ali** graduated from University of the Punjab with BSc (Phys & Maths) in 1996 and MSc Materials Science with distinction from Bahauddin Zakariya University, Multan, Pakistan (1998); his thesis work completed at Quaid-i-Azam University Islamabad. He gained PhD in Mechanical Engineering from the Universiti Teknologi Malaysia under the award of Malaysian Technical Cooperation Programme (MTCP;2004-07) and postdoc in advanced surface technologies at Istanbul Technical University under

the foreign fellowship of The Scientific and Technological Research Council of Turkey (TÜBİTAK, 2010). He completed another postdoc in the field of nanotechnology at the Tamkang University Taipei (2013-2014) sponsored by National Science Council now M/o Science and Technology, Taiwan (R.O.C.). Presently, he is working as Assistant Professor on tenure track at COMSATS University Islamabad (previously known as COMSATS Institute of Information Technology), Islamabad, Pakistan (since May 2008) and prior to that worked as assistant director/deputy director at M/o Science & Technology (Pakistan Council of Renewable Energy Technologies, Islamabad, 2000-2008). He was invited by Institute for Materials Research, Tohoku University, Japan to deliver scientific talk. He gave several scientific talks in various countries. His core area of research includes materials science, physics & nanotechnology. He was also offered the merit scholarship for the PhD study by the Higher Education Commission, Government of Pakistan, but he did not avail himself of the opportunity. He also earned Diploma (in English language) and Certificate (in Japanese language) in 2000 and 2001 respectively, in part-time from the National University of Modern Languages, Islamabad. He is the author of several articles available at following links; <https://scholar.google.com.pk/citations?hl=en&user=UYjvhDwAAAAJ>, [https://www.researchgate.net/profile/Mubarak\\_Ali5](https://www.researchgate.net/profile/Mubarak_Ali5), <https://www.mendeley.com/profiles/mubarak-ali7/>, & <https://publons.com/researcher/2885742/mubarak-ali/publications/>