

Atoms of None of the Elements Ionize While Atoms of Inert Behavior Split by Photonic Current

Mubarak Ali

Department of Physics, COMSATS University Islamabad, Park Road, Islamabad-45550,
Pakistan, E-mail: mubarak74@mail.com

Abstract: The phenomenon whereby atoms deal with the positive or negative charge by losing or gaining the electron forms the basis of familiar processes. The elements in which the atoms comprise unfilled states can be considered as eligible for their electron dynamics indicating that they can never be ionized. Atoms of solid behavior elongate or deform while atoms of gaseous behavior condense or squeeze at suitable leveled surface as per exerting force to their electrons. Dynamics of electrons in atoms of such behaviors are due to infinitesimal displacements, where they remain clamped by energy knots. For inert gas atoms, a different mechanism is involved. Atoms of inert gas behavior split into electron streams under excessive population of photons. As a result, when photons, while leaving inter-state electron gaps of splitting atoms, enter in the air-medium, their characteristics become obvious, so reveal the phenomenon of light glow known in plasma. By splitting inert gas atoms, electrons carry forced energy of photons. When forced energy electrons impinge on underneath elongated atoms of solid at suitable inclination, they elongate them further. When carrying forced energy electrons do not impinge on underneath elongated atoms at suitable inclination, instead of elongating further, impinging electrons deform elongated atoms by making non-orientational-based stretching of energy knots. The splitting of inert gas atoms into electrons and carrying of photons by electrons indicate that silicon solar cells and other similar kind of gadgets generate photons having characteristics of current. But to generate photons, atoms should execute confined inter-state electron dynamics while remaining in their original format as discussed in references 15 and 16. Different microscopic analyses of specimens are due to the resolving power of working photons transmitted as per set features of the technique. A photonic current is due to

propagation of photons through structure of consistent inter-state electron gaps of atoms. A photonic band gap enables propagation of photons, which is not a band gap of atoms enabling the flow of electrons. This brings vast changes in the existing state of science.

Keywords: Atomic behavior; Ions; Electron transition; Photonic current; Band gap

1. Introduction

It is customary to consider a negative or positive charge of an atom while gaining or losing its electron as the basis of a chemical or a physical process. Ion of an atom is a term, where it either loses or gains electron of the valence shell. Ions are the species which possess either net negative or positive charge. The ion that carries net negative charge on an atom is known as anion while the ion that carries net positive charge is known as cation. Based on the aforementioned concept, an anion is attracted towards the anode, and a cation is attracted towards the cathode. Thus, the ion of an atom has the number of electrons unequal to the number of protons and this gives the atom a net electrical charge [1]. In chemical term, cation of an atom is formed by losing electron while anion of an atom is formed by gaining electron. In physical term, ion pairs are created under the ion impact consisting of a free electron and a positive ion [2]. In 1884, Sir Arrhenius explained in his dissertation that salt dissociates into Faraday's ions while forming a solution [3]. In 1910, Nobel Prize was awarded for work on the equation of state of gases and liquids, and binding of atoms in small particles was considered under the Van der Waals interaction [4]. However, the elementary charge of electrically isolated atom is quantized [5]. In practice, input source of power remains the electronic (electric) current to process all types of materials. Again, a flow of electrons is taken into consideration while scientific discussions of the results.

Atomic nature as well as atomic behavior of gold was discussed by Ali and Lin [6] while developing different tiny-sized particles in pulse-based electron-photon and solution interface process. Developments of tiny-sized particles along with the development of anisotropic and distorted particles under varying concentration of gold precursor were discussed by Ali and Lin [7]. Under identical process conditions, molar

concentration of different precursors was processed, where it was concluded that nature of the precursor takes the edge in terms of required atoms to develop tiny-sized particles [8]. Under varying ratios of bipolar pulse OFF to ON time and pulse polarity, different tiny particles, nanoparticles and particles developed [9]. Particles of sub-micron size were explored by Ali and Lin [10], where tiny-sized particles packed to develop an immature particle under their unfit packing. In pulse-based electron-photon and solution process, a detailed method of developing high aspect ratio gold particles was discussed under the optimum process conditions [11]. A tiny grain carbon film delivered enhanced field emission based on a large amount of tiny grains in carbon film related to elongated atoms of arrays [12]. Growth habit of grains and crystallites changed under a slight variation of the localized conditions of process, and thus identified the role of attained dynamics of carbon atoms [13]. The development process of different triangle-shaped tiny particles along with modification of atoms of arrays into structures of smooth elements was discussed by Ali [14]. The different structural evolution in atoms entitled to execute confined inter-state electron dynamics was discussed in a separate study [15]. The phenomena of heat and photon energy were precisely identified, where a neutral state silicon atom was taken as a model system [16]. Due to different atomic structure belonging to available elements, their possibly resulted tiny-sized particles (or nanoparticles) can be a defective nanomedicine instead of being effective [17]. The origin of atoms belonging to gas and solid states were presented under a different relation in terms of force and energy [18]. A different state of carbon atom deals with a different physical behavior despite having the same number of electrons [19]. Depositing hard coating at a certain substrate was because of the incompatible energy and forced behaviors of gas and solid atoms [20]. Different chamber pressures resulted in different morphology and structure of carbon films [21].

Results and discussion of this work start by atoms of none of the elements ionize; atoms of solid behavior elongate or deform while under extreme behavior erode, atoms of gas behavior condense or squeeze while under extreme behavior erupt and atoms of inert behavior split under the excessive field. Results further lead into discuss that on splitting inert gas atoms, photons leave inter-state electron gaps (of splitted atoms) to

enter in the air-medium, where their characteristics become obvious in the form of light. Those photons releasing from the source do not propagate through inter-state electron gaps of splitting atoms, they mainly follow the electrons (of streams) of splitting atoms. So, forced energy electrons impinges on underneath atom of solid behavior to elongate or deform it. This validates that current is because of the propagating photons having width in inter-state electron gap. Current is not because of flow of electrons as known in electric current or electronic current. This extends the discussion by considering the silicon solar cell to generate photonic current. So, this study highlights that in different microscopic analyses, photons of different features are being worked out to investigate the features of a specimen in investigation. Some important principles describing the different physical and chemical phenomena are also discussed here indicating photonic current instead of electric current. These phenomena also validate that atoms of none of the elements ionize. At the end, study takes the edge by describing different classes of atoms known in conductive, semi-conductive and insulator behavior. So, a photonic current is by the photonic band gap (or inter-state electron gap) of atoms, where study of 'band gap' in different typed materials is not trustworthy.

2. Results and Discussion

Solid atoms of those elements which execute electron dynamics for conservative forces evolve solid structure of different dimension and format depending on the nature of their built-in gauge [15]. Wherever a conservative force is involved to execute electron dynamics, the heat energy is engaged to configure into binding energy. Under the accessibility of neutral state of certain atoms, they are capable to transform heat energy into photon energy, where generated photon energy has shape other than wave also [16]. However, carbon atoms when involve non-conserved energy, a non-conservative force is also engaged [19]. Solid atoms possess directly proportional relationship of force and energy while undertaking transition of electrons (within clamped energy knots), but this relation becomes inversely proportional in case of gas atoms [18].

Followed by the neutral state, an atom of solid behavior goes into re-crystallization state, where force and energy of transitional atom directly relate to each other in

decreasing fashion. In the re-crystallization state of atom, orientations of electrons, both from the left and right side to centre, become more towards the east-west poles. Hence, that transitional atom is nearly at the level of solution/ground surface, where exerting forces in surface format orientate electrons adjacently to a large extent. In transitional atom, electrons of both left and right sides to centre are under the exertion of experiencing east-west forces instead of north-south forces. These electrons of the atom also disturb their clamped energy knots in the form of orientational based stretching, in uni-direction. Both from the left and right sides of centre, stretching of energy knots occurs in equal (and uniform) manner. During elongation of that atom, electrons also remain bound to their clamped energy knots. However, energy knots forming the net or lattice of that atom are now in the stretching mode. The energy knots clamped to electrons in the atom expand or contract as per rate of their stretching or compressing respectively. Therefore, an atom elongates under the orientationally-based stretching of energy knot clamped electrons.

At solution surface, such elongations of gold atoms, when they are in array of triangle-shaped tiny particles, have been observed [7-11]. Considering the triangle-shaped tiny particle of gold as a model system, the elongation of atoms of each array is uniform, which is discussed in a separate study [14].

When the force exerted to atom is uneven for perturbed state electrons, stretching of clamped energy knots to its electrons is also non-orientational. Such a sort of atomic behavior is related to the deformation behavior of that atom. Therefore, solid atoms of many elements under non-directional stretching of energy knots clamped electrons experience deformation, too. In deformation behavior of a naturally-elongated atom, due to its disturbed state electrons, an uneven surface force of east-west poles is exerted to function, which is based on the electronic structure of that atom.

In this context, emerging force behavior is considered at different levels depending on the electronic structure of an atom. So, an involved force and engaged energy or an involved energy and engaged force do not permit that atom to change into an ionic form. Thus, the mass of an atom depends on the force and energy of its electrons. Here, the force and energy of that atom remain conserved for any occupied standard

state if it is in an isolated system. The same should be the case with atoms of different gaseous behaviors. However, in case of atoms of gases, force and energy are inversely proportional to each other [18]. But, gaseous atoms cannot show elongation or deformation behavior. Instead, they show condensing and squeezing behavior. However, forces exerting in surface format could influence their electrons. Their electrons possess different potential energy along with orientating force. Opposite to expansion of 'energy knot net' is considered as contraction of 'energy knot net'. In atoms of solid and gas behavior, an 'energy knot net' is designed by both filled and unfilled states. An 'energy knot net' is a lattice of the atom.

Energy knots clamped electrons stretched orientationally, which elongate their atoms of solid behavior (along both sides from its centre) under exerting force in surface format. Elongation of an atom while in array should be mainly in re-crystallization transition state. That atom uniformly elongates at equal rate towards both sides from the centre if the existing forces of surface are exerting at equal levels along both the (east-west) poles. When the energy knots clamped electrons stretch non-orientationally, that atom deforms, which is due to their positions in clamped energy knots. An elongated atom deals with deformation behavior instead of enhanced uniform elongation when energy knots clamped electrons are not stretched orientationally.

When solid atoms deform or elongate, a changing aspect of their electrons becomes non-confined, where, if they are eligible, they are no more capable to transfer electrons for their nearby unfilled states [14]. Such a behavior of that atom does not infer that it is in its ionic state. However, in a case where an atom keeps dynamics of its certain electron confined, it executes inter-state dynamics for that electron in conservative behavior of force [15]. In a case where an atom keeps dynamics of its certain electron partially non-confined, it executes inter-state dynamics for that electron in partially non-conservative force [19]. In a case where an atom keeps dynamics of its certain electron fully non-confined, it executes inter-state dynamics for that electron in fully non-conservative force [19]. In this context, none of the dynamics (of electrons) of different atoms reveal any sign of losing or gaining their electrons. When atoms are under electron dynamics for certain force and energy, it means that it (electron dynamics) is

within the nearest inter-state gap, which is not in accordance with the ionization process.

A re-crystallization state atom when in exertion of force (suitable) in surface format is shown in Figure 1 (a). That atom of re-crystallization state elongates under the exertion of force in surface format. It undergoes elongation due to the exertion of the force of opposite poles from centre to both ends of its each electron. This direct elongation of re-crystallization state atom is a natural sort of elongation. The energy knots clamped electron states deal with orientational based stretching under the exertion of force in surface format. The elongation is uniform at both left and right sides from the centre of that atom due to the availability of same number of electrons at both sides as shown in Figure 1 (b). In Figure 1 (b), the centre of uniformly elongated atom is indicated by the white dot. However, at solution or other suitable flat surface, when that elongated atom deals with impinging electron streams at a suitable fixed angle, it further increases the elongation length as shown in Figure 1 (c). The extended-level elongation of the atom is related to the transferred forcing energy by the electron streams under suitable orientation, which is now related to structure of smooth element (in Figure 1c). Here, electrons orientated along the east and west poles due to the stretching of their clamped energy knots that further increase the stretching of their clamped energy knots. Thus, the atom undergoes uniform elongation further. However, when the naturally elongated atom (shown in Figure 1b) does not deal with impinging electron streams at fixed angle, it deforms as shown in Figure 1 (d). Here, electrons orientated along the east and west poles (due to the stretching of clamped energy knots) in a natural way. They alter orientations under the variation of transferred forcing energy at both sides. Thus, that atom experiences deformation instead of further elongation. Therefore, elongated atom deals with impingement of electron streams at different angles, resulting in deformation instead of further elongation, where it does not convert the structure to flat structure of smooth element (in Figure 1d). The stretching of energy knots clamped electron states occurs in different orientations.

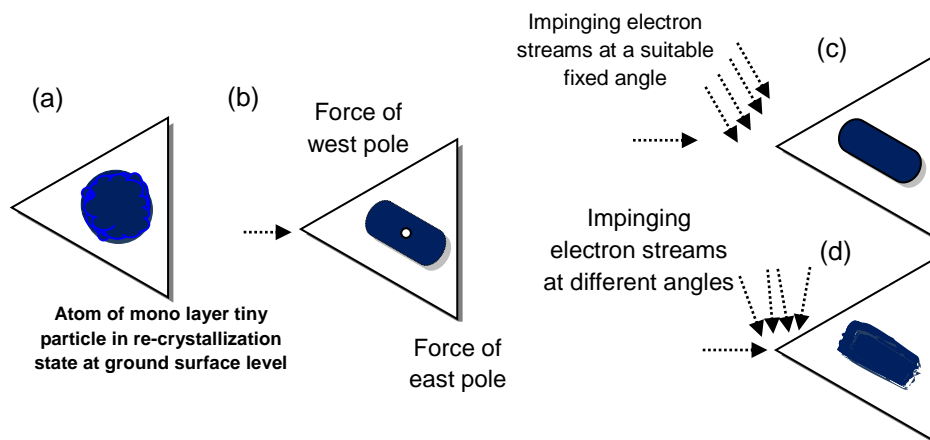
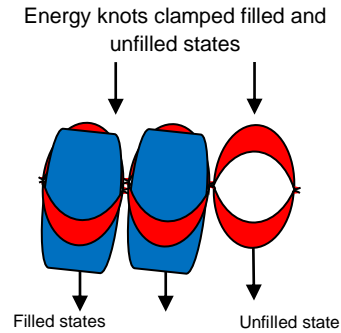


Figure 1: Gold atom in mono layer tiny particle deals with (a) re-crystallized state at typical level of ground surface, (b) elongation of atom under the exertion of force along both sides from the centre, (c) impinging electron streams at a suitable fixed angle further elongated the naturally elongated atom and (d) impinging electron streams at different angles deformed elongated atom

In case of an atom where electron is not available in the clamping energy knot, it is related to unfilled state as shown in Figure 2. The transition of an electron can be within its occupied state or under the allowance provided by the unfilled state(s) of atom. The transition of a certain electron can be due to its migration to nearby unfilled state depending on the nature of atom. In the first case, the transition of an electron is under the infinitesimal displacement while remaining within the clamped energy knot (dedicated state). In the second case, the transition of electron is due to its confined inter-state dynamics in the atom. A transition of a certain electron can also be due to its non-confined (or partially confined) inter-state dynamics depending on the behavior of atom. Transition of an electron when within state, it is for the infinitesimal displacement. Transition of an electron when is for a new state, it is for the inter-state dynamics. Behavior of elongation, deformation and erosion in solid atoms, and behavior of condensing, squeezing and eruption in gas atoms and behavior of splitting in inert gas atoms are not because of transferring electrons of filled states to unfilled states. These behaviors are executed under extra-ordinary conditions of those atoms, where electrons deal with transition mainly by remaining within clamped energy knots. These behaviors of atoms in all kinds of elements do not indicate any sign of their ionization process.

Figure 2: Filled states of pair of electrons and unfilled state clamped by their energy knots



In solid atoms, the coalescence (growth) into a tiny cluster (tiny-sized particle) requires a certain state and extra measures. In the natural sort of binding atoms, a tiny-sized particle evolves its structure instead of developing it, which is possible under execution of electron dynamics. This mechanism of binding atoms, in either way, does not relate to the ionization of an atom. Nonetheless, the formation of ions by having less or more electrons in an atom implies that the number of electrons becomes different under the same mass number. To lose or gain an electron by the gold atom, its so-called gold ion either has number of electrons of platinum atom or mercury atom respectively. However, in both the cases, mass number belongs to the gold atom as per description provided by the Periodic Table. Yet again, in case of atoms having valency +1, on losing an electron, their outer shell of valence electrons is to be considered empty. Thus, one shell is reduced which is against the prescribed significance of their elements. In another example, when a helium atom loses an electron, the so-called ion of helium is left with one electron, which happens in case of hydrogen atom. On the other hand, gaining an electron results in the so-called ion of helium having three electrons, this is also the case with lithium atom. However, in both of the cases, the mass number belongs to the helium atom.

On measuring tensile strength of bulk materials, their elastic and plastic behaviors take place before reaching the rupture point. Under certain conditions of the process, atoms of pure solid behavior execute inter-state dynamics for exerting the force to suitable electrons in maximum three poles, where the position of an electron is recovered to the previous state. However, in case where even single electron does not recover state in its atom of solid behavior because of the stretching of its clamped energy knot, that atom remains either elongated or deformed. When such atoms deal

with extended level of stretching of clamped energy knots to electrons, they start eroding. When solid atom does not bring about further stretching to clamping energy knots to its electrons, process of erosion starts. Thus, erosion process of an atom (solid), once again, contradicts the phenomenon of formation of ion. However, atoms of gases condense under their suitable treatment instead of elongating. They squeeze for certain conditions adjusting their energy knot nets instead of dealing with deformation. Under excessive behavior of condensing or squeezing, atoms of suitable gas behavior erupt. All these behavior of gas atoms indicate that they do not possess a nature to form (convert into) ions.

Regardless of that, inert gas atoms do not execute electron dynamics. They also do not entertain transitions of their electrons within occupied states under infinitesimal displacements. Atoms of inert behavior do not contain energy knot having unfilled state of an electron. Inert gas atoms split under the excessive propagation of photons having characteristics of current. That is why forced out electrons are ejected in the form of streams to impinge on underneath atoms. Atoms of many elements having the solid nature undertake this behavior to elongate or deform. As a result, energy knots formed (clamped) electron states are stretched. A unidirectional stretching of energy knots elongates their atom. A multidirectional stretching of energy knots deforms their atom.

Due to all filled states of inert gas atoms, a transition of electron either within its occupied state or inter-state changing aspect is prohibited. Thus, they cannot amalgamate to develop tiny-sized particles. However, Kawai *et al.* [22] highlighted the role of classical Van der Waals interactions under the limits of an isolated atomic model. The Van der Waals forces or dispersion forces are said to be attractive forces that arise from induced dipoles and can only be attained when fluctuations of charge density are in a wave like formation [23]. Therefore, the inert gas atoms behave differently under the application of photonic current as compared to the atoms executing electron dynamics. So, they split into electron streams. In most cases, when atoms of solid or gas behavior undertake transition of their electrons within their occupied states, they can also execute inter-state dynamics for their suitable electrons. In the inter-state

dynamics of atoms, an electron either occupies the state or restores its original state under the required force and energy relationship.

The ejection of electrons in the form of streams while considering Argon atom is shown in Figure 3. On splitting of an argon atom under the excessive propagating photons having characteristics of current, the resulting electron streams gained instantaneous velocity by means of traveling following photons. Those photons did not follow the electrons; they directly enter the solution on leaving the medium of splitted electron streams as labelled in Figure 3. Before entering solution and on changing the features of those photons in the visible range, they revealed the emergence of light glow, which is also known as plasma. The several given studies by the author examined the nature of the light glow under the application of electron and photon source while synthesizing the particles of different sizes and shapes [6-11]. Thus, the splitting of inert gas atoms into electron streams results in the changed features of photons. As discussed earlier, ejected electron streams of splitting inert gas atoms are utilized to impinge on the underneath atoms eligible to execute electron dynamics. Thus, splitted electron streams of inert gas atoms work to deform or elongate atoms of solid behavior. But, when a suitable population of photons propagates through structure of consistent inter-state electron gaps of atoms, it is related to photonic current.

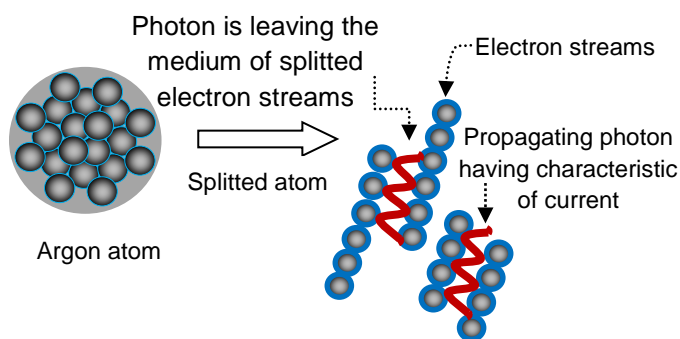


Figure 3: An argon atom splits under the application of photons having characteristics of current, where propagating photons just leave the medium of splitted electron streams to enter the air-medium

In pulse-based electron-photon/solution interface process, photons propagated through graphite rod transformed into heat energy [11]. Heat energy dissipated into the solution to dissolve the precursor and dissociate gold atoms. Moving of metallic atoms (dissociated from the precursor because of the supplied energy through immersed

graphite rod) to the solution surface was because of the forced energy electrons and photons entering to the solution from the vicinity of light glow [11]. So, gold atoms lifted up to the level of solution surface due to the reactive force of entering electron streams along with changing characteristics photons. Thus, a photonic current supplied heat energy to solution to dissociate gold atoms. Uplifting of gold atoms to the solution surface was due to forced energy electrons and photons of changing characteristics entering to the solution, which again validate the use of photonic current instead of electric current.

Photons having characteristics of current when split atoms of flowing inert gas, they get converted into electrons and electron streams. Those photons follow the electrons under forcing energy while entering the air-medium, if not entering the solution below them, where they change characteristics (or features) by decreasing the forcing energy (depending on the nature of travelling medium). Thus, travelling photons in certain population, on reaching the characteristics in the visible region, reveal the light glow.

Inert gas atoms behave inertly because they do not involve electron dynamics (and even transitions of electrons within occupied states to a large extend) due to all filled states. Leaving the medium of inter-state electron gaps of propagating photons (having characteristics of current) and entering in the air medium, their features get altered. By lowering their energy and achieving the intensity of their force in visible range, those photons reveal a glow of light. Releasing photons in certain population (per unit area or volume) when travel through the air-medium, they dissipate encapsulated (wrapped) energy in the form of heat and through the friction of surrounding medium. Inside the travelling photons, the arrested element of their force becomes obvious to the available force of travelling medium. So, both forces infuse under the fashion of destructive interference and give rise to the glow of light. In a neon lamp, inert gas atoms split due to the effect of photonic current. Thus, the splitting atoms enable photons having characteristics of current to leave their inter-state electron gaps for traveling with different characteristics. When their features attain visibility, they light in orange color.

In silicon solar cells (and other similar kinds of gadgets), inter-state electron dynamics results in the generation of photons having characteristics of current [16].

Their transportation to busbars and fringes is made through a certain scheme. Fabrication process of silicon solar cell involves diffusion process in which a PN junction is introduced during the flow of phosphine gas under high temperature of the furnace tube. Photonic current propagates through terminals. On transportation of these photons to fringes, they propagate and the termination of their contacts in a solar cell is followed by connecting points with next solar cells which results in direct photonic current. It is pertinent that the ejection of electrons from silicon atoms functioning in only a few layered structure results in their leaving back the 'energy knot nets' only. Therefore, the working of a silicon solar cell for several years with said performances contradicts the phenomenon of formation of ions. While exposure to sunlight, for example, the rate of transfer of one electron in each atom of top layer of silicon solar cell is one second and the rate of transfer of 14 electrons in each atom of top layer of silicon solar cell is only 14 seconds. This way, all the electrons in 30 nm thick layers will be ejected in 23 minutes (approx.). The regain process of an electron also appears to be irrational. This is only viable under inter-state dynamics of its certain state atom. So, it is hard to say that solar cell has the capability to generate current due to the flow of electrons.

To resolve the surface topography of specimen of interest, different types of microscopes known as SEM, FE-SEM, TEM and HR-TEM make use of the photons regulated by their installed features. Beam of current is related to photons having characteristics of current controlled by different sources known in solid-state crystal, field emission gun and tungsten filament. These sources do not eject electrons of their atoms but work for the harmonization of required characteristics of photons resolving the surface topography of different specimens under investigations. Features of the image are resolved in the resolution of few nanometers in field emission scanning microscope and at sub-atomic level resolution in high resolution transmission microscope image. In the optical microscope, photons of visible light are there to see the image upto 0.2 mm. An image can be resolved as close as 0.05 nm. However, photons having characteristics near photons of current can melt the material (specimen) under investigation. In this context, transmission microscope already operates nearly in

full resolution. The structure of gold particle image was resolved down to a resolution of 0.10 nm, where widths of structure of smooth elements and their inter-spacing distance were discernible [9]. Again, the width of more elongated atoms reached as close as 0.05 nm showing the resolving power of featured photons resulting from the dedicated source of high-resolution transmission microscope [6]. This again validates that current is due to the propagating photons.

In different arc-based physical vapor deposition techniques, the shape of an igniting arc on reaching the features of photons in the visible range, is observed. However, a high population of those photons is utilized to eject material from the target known in cathode. The ejected material is used to deposit at the substrate position in the vacuum chamber.

The flow of anions toward anode or cations toward cathode in electrolysis is not due to the gain or loss of electrons respectively. In fact, the photons of characteristics energy dissociate atoms and remove the volatile species from the surface of interest as well. However, a photonic current (directly) can be a source of splitting of a compound. It removes volatile species from the surface.

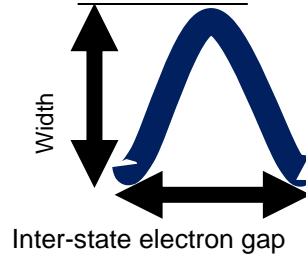
In lithium-based devices and ion beam technology, they solicit to revisit their science along with many others. In focused ion beam, photons having characteristics of current are the source of forced energy to prepare the sample for high resolution microscopy [25].

In photoelectric effect or photoemission, the interaction of sunlight with metallic surface results in the ejection of the electrons. However, according to these observations, photons are generated under the confined inter-state electron dynamics of top-surface atoms while treating (absorbing) the heat energy of sunlight. They propagate through inter-state electron gaps of atoms. They deflect the needle of ammeter. In line with this, the phenomenon reveals photo-photonic effect.

The discussion put forward above reiterates that electrons cannot flow, so an electric current is an incomprehensible phenomenon, but propagation of photons (having suitable features) through structure of consistent inter-state electron gaps of atoms is related to a comprehensible phenomenon viz. photonic current. A photon having

characteristic of current has width in the inter-state electron gap of a suitable atom as shown in Figure 4. In Figure 4, distance between starting and ending point of unit photon (inter-state electron gap) is equal to the width of unit photon; distance between any two sides of filled state electrons in suitable atoms is remained the same. Therefore, width of any length photon (overt photon) is the same.

Figure 4: Unit photon shows width equal to inter-state electron gap



Due to a perfect consistent gap between states of the electrons, the propagating photons through structure of inter-state gaps of atoms become fully functional for photons having characteristics of current. Therefore, photons of suitable features are eligible to propagate through uniform surface-wise structure or radial-wise structure designed by structure of suitable atoms. Photons start propagating through the inter-state electron gaps in the ordered arrays of atoms as they follow the direction of their pitch from the point of firing or releasing or generation. The propagation of photons through structure of inter-state electron gaps of atoms is shown surface-wise in Figure 5 (a). The propagation of photons through structure of inter-state electron gaps of atoms is shown volume-wise (or radial-wise) in Figure 5 (b).

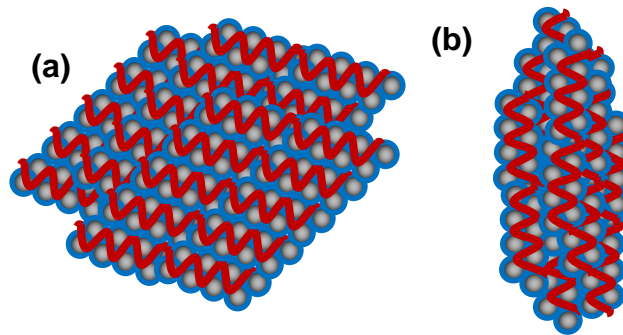
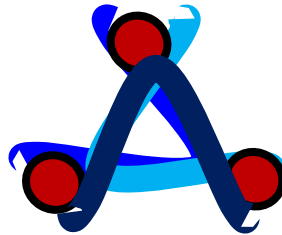


Figure 5: Propagation of photons through structure of consistent inter-state electron gaps of atoms in (a) surface-wise (layer by layer) and (b) volume-wise (radial-wise)

A uniform structure of surface-wise inter-state electron gap and radial-wise (volume-wise) inter-state electron gap of bound atoms deal with consistent propagation of photons surface-wise and radial-wise, respectively. A uniform structure of only one uni-directionally inter-state electron gap in bound atoms can also deal with propagation of photons, but one photon at a time. An ordered array of graphite structure where atoms bound uni-directionally gives a uniform structure of one inter-state electron gap.

Three 'unit photons' when propagated through irregular states of three electrons as shown in Figure 6, they converted into heat energy instead of propagating to work as photonic current. In the case of propagation of overt photons (or unit photons) through the lattice of few atoms forming an irregular structure along with inconsistent inter-state electron gaps, they again converted into heat energy instead of propagating to work as photonic current. Here field of overt photons (or unit photons) is mainly recognized by the multiple interactions as electrons randomly distrusted. So, distance of electrons works for dissipation of force and energy of photons. Here, distance of electrons can be referred to intra-state gaps instead of inter-state gaps.

Figure 6: Three 'unit photons' show trapping due to irregular inter-state gap of only three electrons (intra-state electron gap)



In inter-state propagation of photons having characteristics of current, when they open the arm of their population while traveling in the straight-line, they produce light in the form of a cone shape. However, photons during their propagation (with characteristics of current) in intra-state electron gaps of suitable atoms get converted into heat energy by dissipating the element of heat and releasing the element of force. In the structure of suitable atoms, trapped forces control and maintain the consistent width of inter-state electron gaps. Up to certain extend, a discrepancy in inter-state electron gaps of structure can be maintained by the propagating photons of front sides. Again, an abrupt applied field of photons under set power (voltage or/and current) at

input terminals can also adjust the inter-state electron gaps of structure. However, any contamination in the structure or presence of gas atoms, especially those with many electrons, disturb or block the inter-state electron gaps, so a propagating photon also. In gas atoms, electrons more than half in length remain above the centre of their clamped energy knots and vice versa in solid atoms. So, combination of gas and solid atoms design material of insulating behavior, where propagation of the photon near the speed of light does not remain effective or remains less effective.

In this context, a lot of research is required to execute. Current and future eras solicit new research in the energy sectors to cope urgent need and high demands of energy for all masses living on this planet. Research and development in the sectors of energy require new methodologies and designs. There is an extensive potential for research and development in this sector. This sort of research will boost the industry in the sectors of energy and other sorts of power generations. The execution of clean research will cut-down the losses by having a potentially fruitful generation and usage. A basic understanding in the energy is through the force and preliminary studies on investigations of energy at micron, nano, atom and electron levels have been discussed [14-21, 24, 26].

It is considered that atoms of conductive behavior deal with the overlapping of the band gap between valence and conduction band. On the other hand, atoms of semi-insulating behavior deal with partial overlapping of the band gap between conduction band and valence band. Materials of insulating behavior are involved in the separation of the band gap between valence and conduction band. It is a known fact that flow of electrons (charge) is the electric current which is due to the band gap of atom. But, in all sorts of atoms, such a band gap does not exist. Hence, propagation of photons is through the inter-state electron gaps or photonic band gap more formally.

On moving the optical tweezers in real-time control system, tunable arbitrary geometries of cold neutral atoms for quantum engineering are prepared [27] and regular arrays of individually controlled cold atoms are prepared as well [28]. On one side, the inert gases validate that these are not the ones forming the fourth state of matter known as plasma. These bring further clarity in the understanding of electron-photon based

phenomenon in many areas of research. Their studies related to medical and biological sciences are more important. Some studies are at the doorstep of opening new avenues of research [27, 28]. Such tunable arbitrary geometries and regular arrays of atoms, on further tuning, may become the future candidates for many marvelous discoveries. The process of splitting inert gas atoms will shed light on the science of several remarkable applications. These investigations will help to explore the unknown processes of so-called space plasma, medical plasma, industrial plasma and many other phenomena not yet explored. All that glitters need not to be Au but TiN or ZrN as well [29]. It appears that several elements and compounds glitter at suitable level not explored yet. Further, what is needed to attain is the inter-state electron dynamics of their atoms? However, it is discussed that formation of TiN primitive cell is due to the incompatible working energy and forced behavior of different natured atoms, where color of the resultant coating depends on the rate of adhering gas atoms to solid atoms [20]. In primitive cell of TiN, the surrounded four Ti atoms around N atom give almost the same number of unfilled states as for the case of gold atom, so both depict the same color (golden). There are many phenomena of science related to developed processes, devices and instrumental techniques, which need to be re-visited and investigated directly or indirectly. The photonic current can directly benefit in resolving the surface topography of interest by controlling the features of photons for certain phenomenon. Finally, it is required to re-explain the science of various phenomena through their in-depth explanation by considering the photonic current.

3. Conclusion

Atoms belonging to any element do not ionize. In an isolated system, each atom maintains its conserved mass under the conserved force and energy behavior of electrons. Solid atoms in all suitable elements undertake uniform elongation from their centers depending on electronic structure. In the elongation process of an atom, clamped energy knots (of electrons) deal with orientational based stretching nearly at equal rate from both sides of the centre. This trend of stretching energy knots becomes more obvious when an atom undertakes re-crystallization state. A re-crystallization state

of solid atom comes at nearly typical level ground surface, where exertion of force to electrons becomes in surface format, so energy knots stretch more along east-west poles under the adjacent orientations of electrons, in one direction. An elongated atom deals further elongation while impinging electron streams at fixed angle. It converted into shape of thick line called structure of smooth element. An elongated atom handles deformation behavior when electron streams impinge at different angles (orientations). Elliptical shape of the atom now becomes irregular. In deformed atoms, mostly inter-state electron gaps become ineffective. At very high deformation of the solid atom, it starts eroding. Clamped energy knots to electrons deal no more recovery of their stretching. Near typical level ground surface, atoms of suitable gaseous behavior condense, squeeze or erupt depending on the conceded behavior.

Atoms of inert gas behavior split on propagating excessive photons through their inter-state electron gaps. Photons having characteristics of current alter their characteristics on leaving the inter-state electron gaps of flowing inert gas atoms and entering in the air-medium. Photons show remarkable applications on their distance from the point of generation or release. When a suitable population of photons attains features of visible range in the air-medium, they reveal the glow of light. Appearance of light is due to infusing force of travelling photons and the force of the travelling medium. Thus, different phenomena infer photonic current instead of electric or electronic current. In silicon solar cells and other similar kinds of gadgets, photons having characteristics of current are generated. Generated photons enter the grid as per procedure devised for solar cell fabrication and work as photonic current. In different scanning and transmission microscopes, implanted components are a source of featured photons work to resolve the surface topography (or cross-sectional view) of specimen. In different microscopes, characteristic photons are produced under their custom-made features. The featured photons are utilized to resolve the surface of interest under the investigation. However, in case of electrons impinged on the underneath matter, they were carried by their following photons. They neither reflect nor resolve the surface under investigation but elongate the elongated atoms further or deform the already elongated atoms.

In a structure of atoms having consistent inter-state electron gaps surface-wise or volume-wise, the propagating photons work for the photonic current, which is not the case in intra-state electron gaps. These investigations do not agree with the concept of band gap studied in atoms of different categories. To build the field of photons, they propagate through suitable structure of inter-state electron gaps of atoms, so that gaps are related to photonic band gaps. Incorporating contaminants or gas atoms in the core structure of solid atoms give an inconsistent inter-state electron gap, thus lowering the resultant field of photons.

These findings alter the science in many ways by considering the existing understandings of atoms, materials, phenomena behind different applications and light/photon-matter interactions. Accordingly, these findings open ways of convenience for emerging scientific leaders to explore reliable and sustainable science behind the technologically important materials, hence their applications.

References:

1. “Ion” entry in Collins English Dictionary, HarperCollins Publishers, (1998).
2. Knoll, G. Radiation detection and measurements (3rd ed.), New York, Wiley (1999).
3. Arrhenius, S A. http://www.nobelprize.org/nobel_prizes/chemistry/laureates/1903/index.html
4. van der Waals, J. D. https://www.nobelprize.org/nobel_prizes/physics/laureates/1910/
5. Millikan, R. A. http://www.nobelprize.org/nobel_prizes/physics/laureates/1923/
6. Ali, M., Lin, I –N. Effects of the Electronic Structure, Phase Transition and Localized Dynamics of Atoms in the Formation of Tiny Particles of Gold. (2019) <http://arxiv.org/abs/1604.07144>
7. Ali, M., Lin, I –N. Development of Gold Tiny Particles and Particles in Different Sizes at Varying Precursor Concentration. (2019), <http://arXiv.org/abs/1604.07508>
8. Ali, M., Lin, I –N., Yeh, C. -J. Tapping Opportunity of Tiny-Shaped Particles and Role of Precursor in Developing Shaped Particles. *NANO* 13 (7) (2018) 1850073 (16 pages).

9. Ali, M., Lin, I –N. Controlling morphology-structure of gold tiny particles, nanoparticles and particles at different pulse rates and pulse polarity. *Adv. Nat. Sci: Nanosci. Nanotechnol.* 10(2) (2019) 025015 (14pp).
10. Ali, M., Lin, I –N. Formation of tiny particles and their extended shapes: origin of physics and chemistry of materials. *Appl. Nanosci.* 9 (2019) 1367-1382.
11. Ali, M., Lin, I –N., Yeh, C. –J. Predictor Packing in Developing Unprecedented Shaped Colloidal Particles. *NANO* 13 (9) (2018) 1850109 (15 pages).
12. Ali, M., Lin, I –N. Phase transitions and critical phenomena of tiny grains carbon films synthesized in microwave-based vapor deposition system. *Surf. Interface Anal.* 51 (2019) 389-399.
13. Ali, M., Ürgen, M. Switching dynamics of morphology-structure in chemically deposited carbon films –A new insight. *Carbon*, **122** (2017) 653-663.
14. Ali, M. Tiny-Shaped Particles Developing Mono Layer Shape Dealing with Localized Gravity in Solution Surface. (2019), <http://arxiv.org/abs/1609.08047>
15. Ali, M. Structure Evolution in Atoms of Those Elements Executing Confined Inter-State Electron Dynamics. (2019), <http://arxiv.org/abs/1611.01255>
16. Ali, M. Heat and Photon Energy Phenomena: Dealing with Matter at Atomic and Electronic Level. (2017), <https://www.preprints.org/manuscript/201701.0028/v10>
17. Ali, M. Nanoparticles-Photons: Effective or Defective Nanomedicine. *J. Nanomed. Res.*, 5 (2018): 241-243.
18. Ali, M. Atoms in Gaseous and Solid States. (2019), <https://www.researchgate.net/publication/323723379>
19. Ali, M. Atomic Structure and Binding of Carbon Atoms. (2019), <https://www.preprints.org/manuscript/201801.0036/v10>
20. Ali, M., Hamzah, E., Toff, M. R. M. Hard Coating Deposits: Incompatible Working Energy and Forced Behavior of Gas and Solid Atoms. (2019), <https://www.preprints.org/manuscript/201802.0040/v10>
21. Ali, M., Ürgen, M. Deposition of Different Morphology-Structure of Carbon Films under Varying Chamber Pressures. (2019), <https://arxiv.org/abs/1802.00730>

22. Kawai, S., *et al.* Van der Waals interactions and the limits of isolated atom models at interfaces. *Nat. Commun.* (2016) DOI: 10.1038/ncomms11559.
23. Ambrosetti, A., Ferri, N., DiStasio Jr., R. A., Tkatchenko, A. Wavelike charge density fluctuations and van der Waals interactions at the nanoscale. *Science* **351**, 1171-1176 (2016).
24. Ali, M., Lin, I –N. Nucleation and Structural Identification in Gold Particles of High Aspect Ratios Developed through Mechanistic Approach. (2019), <https://www.researchgate.net/publication/329066950>
25. Ali, M., Ürgen, M., Atta, M. A., Kawashima, A., Nishijima, M. Surface morphology, nano-indentation and TEM analysis of tantalum carbide-graphite composite film synthesized by hot-filament chemical vapor deposition. *Mater. Chem. Phys.* **138**, 944-950 (2013).
26. M. Ali, I -N. Lin. Forcing/Forced Exertions in Agglomerations of Nanoparticles and Particles inside the Solution. (2019), ChemRxiv, https://chemrxiv.org/articles/Forcing_Fforced_Exertions_in_Agglomerations_of_Nano_particles_and_Particles_inside_the_Solution/9823625/1 (doi.org/10.26434/chemrxiv.9823625.v1)
27. (a) D. Barredo, S. de Léséleuc, V. Lienhard, T. Lahaye, A. Browaeys, An atom-by-atom assembler of defect-free arbitrary 2d atomic arrays, <https://arxiv.org/abs/1607.03042>, (2016)
(b) D. Barredo, S. de Léséleuc, V. Lienhard, T. Lahaye, A. Browaeys, An atom-by-atom assembler of defect-free arbitrary two-dimensional atomic arrays, *Science* **354**, 1021-1023 (2016).
28. (a) M. Endres, *et al.* Cold Matter Assembled Atom-by-Atom <https://arxiv.org/abs/1607.03044> (b) M. Endres, *et al.*, Atom-by-atom assembly of defect-free one-dimensional cold atom arrays, *Science* **354**, 1024-1027 (2016).
29. A. Boltasseve, V. M. Shalaev, All that glitters need not be gold, *Science* **347**, 1308-1310 (2015).

P.S. If some relevant information about the study is available at other forum (s) (and could not be referred), author apologizes for this.

Author's biography:



Mubarak Ali graduated from University of the Punjab with BSc (Phys & Maths) in 1996 and MSc Materials Science with distinction from Bahauddin Zakariya University, Multan, Pakistan (1998); his thesis work completed at Quaid-i-Azam University Islamabad. He gained PhD in Mechanical Engineering from the Universiti Teknologi Malaysia under the award of Malaysian Technical Cooperation Programme (MTCP;2004-07) and postdoc in advanced surface technologies at Istanbul Technical University under the foreign fellowship of The Scientific and Technological Research Council of Turkey (TÜBİTAK, 2010). He completed another postdoc in the field of nanotechnology at the Tamkang University Taipei (2013-2014) sponsored by National Science Council now M/o Science and Technology, Taiwan (R.O.C.). Presently, he is working as Assistant Professor on tenure track at COMSATS University Islamabad (previously known as COMSATS Institute of Information Technology), Islamabad, Pakistan (since May 2008) and prior to that worked as assistant director/deputy director at M/o Science & Technology (Pakistan Council of Renewable Energy Technologies, Islamabad, 2000-2008). He was invited by Institute for Materials Research, Tohoku University, Japan to deliver scientific talk. He gave several scientific talks in various countries. His core area of research includes materials science, physics & nanotechnology. He was also offered the merit scholarship for the PhD study by the Government of Pakistan, but he did not avail himself of the opportunity. He also earned Diploma (in English language) and Certificate (in Japanese language) in 2000 and 2001 respectively, in part-time from the National University of Modern Languages, Islamabad. He is the author of several articles available at following links; <https://scholar.google.com.pk/citations?hl=en&user=UYjvhDwAAAAJ>, https://www.researchgate.net/profile/Mubarak_Ali5, <https://www.mendeley.com/profiles/mubarak-ali7/>, & <https://publons.com/researcher/2885742/mubarak-ali/publications/>