

MADMAX: A new Dark Matter Axion Search using a Dielectric Haloscope

*Béla Majorovits¹ and Javier Redondo² on behalf of the MADMAX Working Group
(A. Caldwell¹, G. Dvali^{1,3}, C. Gooch¹, A. Hambarzumjan¹, B. Majorovits¹, A. Millar¹, G. Raffelt¹, J. Redondo², O. Reimann¹, F. Simon¹, F. Steffen¹)*

¹Max-Planck-Institut für Physik, München, Germany,

²University of Zaragoza, Spain,

³Ludwig Maximilians Universität München, Germany,

DOI: will be assigned

The axion is an intriguing dark matter candidate emerging from the Peccei–Quinn solution to the strong CP problem. Current experimental searches for axion dark matter focus on the axion mass range below $40 \mu\text{eV}$. However, if the Peccei–Quinn symmetry is restored after inflation the observed dark matter density points to an axion mass around $100 \mu\text{eV}$. A new project based on axion-photon conversion at the transition between different dielectric media is presented. By using ~ 80 dielectric discs, the emitted power could be enhanced by a factor of $\sim 10^5$ over that from a single mirror (flat dish antenna). Within a 10 T magnetic field, this could be enough to detect $\sim 100 \mu\text{eV}$ axions with HEMT linear amplifiers. The design for an experiment is proposed. Results from noise, transmissivity and reflectivity measurements obtained in a prototype setup are presented. The expected sensitivity is shown.

1 Introduction

The axion is a hypothetical low-mass boson which emerges as a consequence of the Peccei–Quinn (PQ) mechanism, which explains the absence of CP-violating effects in quantum chromodynamics. Axions are attractive candidates for cold dark matter (DM) as they are produced non-thermally in the early universe. There are two classes of axion DM scenarios: the PQ symmetry is broken before inflation and either (i) never restored thereafter or (ii) restored during reheating, subsequently breaking again. In scenario (i), axion DM is produced through the re-alignment mechanism with a dependence on one common initial misalignment angle θ_1 in the observable universe. A wide axion mass range can be made to agree with the observed DM density as θ_1 is a free parameter, though values around $m_a \sim 10 \mu\text{eV}$ corresponding to $\theta_1 \sim 1$ are considered to be most natural. In scenario (ii), the observable universe contains many patches with different θ_1 values, whose average fixes the axion DM contribution from the re-alignment mechanism. With additional contributions from decays of axion strings and domain walls, an agreement with the DM density is found in the ‘high-mass’ region around $m_a \sim 100 \mu\text{eV}$ [1].

Most efforts for detecting DM axions, notably the ADMX and ADMX-HF experiments [2, 3], focus on $m_a \lesssim 40 \mu\text{eV}$. These experiments rely on the resonant enhancement by a cavity to boost the axion-photon conversion in a magnetic field and so gain sensitivity to axion DM. As

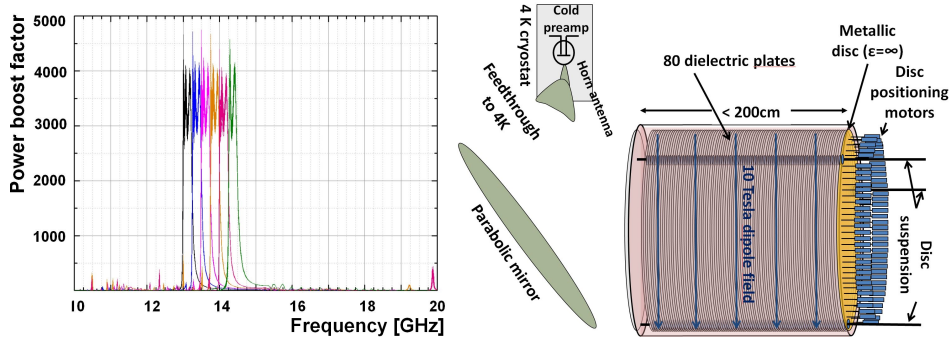


Figure 1: Left: The power boost factor in a dielectric haloscope with $N = 20$ LaAlO_3 discs. Right: Conceptual idea of a dielectric haloscope to search for DM axions with $m_a \sim 100 \mu\text{eV}$.

resonant cavities are most effective for m_a of $\mathcal{O}(10) \mu\text{eV}$, a cavity-based search for axion DM in the $100 \mu\text{eV}$ range seems to be highly challenging. New methods are needed to cover this $100 \mu\text{eV}$ region.

2 Dielectric haloscope concept and experimental idea

To scan the $m_a \gtrsim 40 \mu\text{eV}$ range, we exploit a novel dielectric haloscope approach derived from the concepts described in [4, 5]. The expected axion-induced radiation power density at a transition between materials with different dielectric constant ϵ in a magnetic field is

$$P/A = 2.2 \times 10^{-27} (\text{W/m}^2) (B_{\parallel}/10 \text{ T})^2 C_{a\gamma}^2 F(\Delta_{\epsilon_1, \epsilon_2}), \quad (1)$$

where A is the surface area, B_{\parallel} the magnetic field parallel to the surface, and $C_{a\gamma}$ an $\mathcal{O}(1)$ constant quantifying the model-dependence of the axion-photon coupling $|g_{a\gamma}| = \alpha|C_{a\gamma}|/(2\pi f_a)$ [6], with the fine-structure constant α and the PQ breaking scale f_a . $F(\Delta_{\epsilon_1, \epsilon_2})$ is a function depending on the dielectric constants of the two media. For a metallic mirror in vacuum $F(\Delta_{0, \infty}) = 1$ [4].

To obtain a detectable power of $P \sim 10^{-23} \text{ W}$, one would need a mirror with an area of $A \sim 5000 \text{ m}^2$ magnetized with a 10 T field parallel to its surface, which is not possible with current technology.

Instead, we propose building a dielectric haloscope: a series of N high- ϵ material discs with $A \sim 1 \text{ m}^2$ placed in front of a metallic mirror of the same area, contained in a $\sim 10 \text{ T}$ magnetic field. Unlike a traditional resonant cavity, this device is open on one side to facilitate broadband searches. One can adjust the spacings between the discs to achieve constructive interference, leading to a significant boost of the expected axion-induced




Figure 2: Preliminary prototype setup for transmissivity measurements with four Al_2O_3 discs.

power P over a sizeable bandwidth. The power boost factor is defined as the power generated in the multi-disc dielectric haloscope normalized to that generated by a single metallic mirror with the same area $A \sim 1 \text{ m}^2$. This factor depends on the frequency $\nu_a = m_a/2\pi$, the number of discs N , their spacings and their ϵ values.

Figure 1, left, shows the power boost factor as a function of ν_a , generated by electromagnetic (EM) simulations for a setup consisting of $N = 20$ discs made from LaAlO_3 ($\epsilon \sim 24$): factors $\gtrsim 3 \times 10^3$ within a bandwidth of 250 MHz can be achieved. Moreover, the frequency range with a sizeable power boost can be seamlessly shifted by changing the spacings between the discs.

Further investigations using EM modelling show that the area under the power boost factor curve as a function of frequency ν_a scales linearly with the number of discs N . Based on this area law, power boost factors of $\sim 10^5$ over a 40 MHz wide frequency range seem feasible with $N \sim 80$ discs made from LaAlO_3 . Using discs with a diameter of 1 m in a 10 T dipole field, a total axion-induced power of $\sim 10^{-23}$ W could then be generated in the high-mass region around $m_a \sim 100 \mu\text{eV}$. A sketch of the proposed MADMAX setup is shown in Fig. 1, right.

While this is a mechanically challenging setup, it has the advantage of flexibility. One can adopt a significantly broadband search strategy, probing a large frequency range within a reasonable measurement time. Once the broad bandwidth search leads to evidence for a signal, the dielectric haloscope can be tuned to a higher boost factor across a narrower bandwidth. This would enhance the signal-to-noise ratio, allowing the fast confirmation of a detection.

One of the big challenges in the experiment will be the availability of a ~ 10 T dipole magnet that allows to house ~ 1 m diameter discs over a length of up to 2 m. Presently two design concepts are under discussion, the canted cosine theta [8] and the racetrack [9] designs. Initial investigations indicate that both design concepts are suitable. In the near future we will see which of these is better suited for the current experimental proposal.

3 First measurements and sensitivity projection

To determine the required signal strength, a radiometer based on heterodyne detection using a HEMT preamplifier [7] has been built. It was used for a first measurement of a weak signal at 20 GHz with 3×10^{-21} W at room temperature. The fake signal was detected within one week measurement time with 6σ separation from background. According to the data sheet, operating the preamplifier at 4 K temperature reduces its noise by another two orders of magnitude allowing for the detection of signals with power of the order of 3×10^{-23} W, if the noise contribution of the haloscope itself is low enough.

As transmissivity and reflectivity of the haloscope are correlated with the boost factor curve, they can be used to verify the simulated boost factor behaviour. We use this to test our calculations of the boost factor and

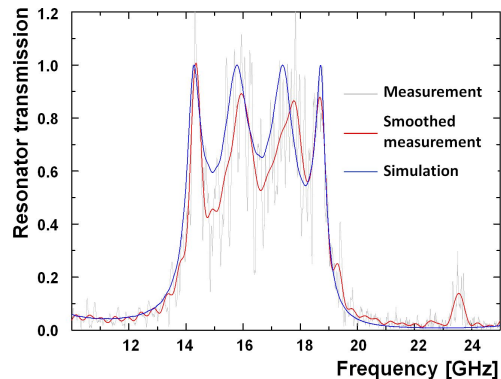


Figure 3: First transmission measurement (gray) taken with five Al_2O_3 discs between receiver and emitter. The smoothed measurement curve (red) can be compared to the behaviour predicted by simulation (blue).

to potentially aid correct disc placement.

This has been done in the prototype setup shown in Fig. 2 consisting of five sapphire (Al_2O_3 with $\epsilon \sim 10$) discs with 200 mm diameter each. Discs are positioned by precision motors with a precision of roughly $15 \mu\text{m}$. The uncertainty on positioning is due to the mechanical setup rather than the limitations of the motors. A comparison of a transmissivity measurement with simulation is shown in Fig. 3. While details of the transmissivity behaviour slightly differ, the general behaviour is encouragingly similar, especially the position of the peak at highest frequencies. The same has been verified for reflectivity measurements using group delay peaks.

A long term reflectivity measurement using four sapphire discs and a metallic mirror was performed to monitor the stability of the group delay peak. The variations of the peak position, attributed to mechanical (vibration) or thermal (contraction or expansion) changes in the setup, are of the order of 1 MHz, substantially narrower than the envisioned bandwidth of the boost factor. Long-term measurements can be performed over a sizeable bandwidth even under these experimental conditions (without vibrational damping and precise climate control).

To estimate the sensitivity of the proposed axion DM search experiment, we assume a setup consisting of $N = 80$ discs with $A = 1 \text{ m}^2$ surface area each, achieving a power boost factor of $\gtrsim 10^4$ over a bandwidth of 50 MHz, and cryogenic preamp with a noise level of 8 K. Inside a 10 T dipole magnetic field this would allow for a scanning of the well-motivated QCD axion DM parameter space around $m_a \sim 100 \mu\text{eV}$, assuming purely axionic DM, within a few years. The projected sensitivity is depicted in Fig. 4.

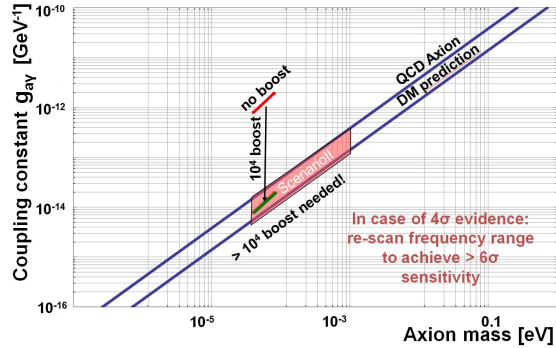


Figure 4: Projected MADMAX sensitivity

4 Outlook and Conclusions

Axions are amongst the best motivated DM candidates, with interesting and unique phenomenology. However, ‘high mass’ axions around $100 \mu\text{eV}$ that explain the observed DM density in scenarios in which PQ symmetry breaking occurs after inflation are beyond the reach of current experiments. A novel approach to study these axions is a dielectric haloscope that consists of a series of dielectric discs placed in a magnetic field, which can be positioned to enhance the axion-induced EM power to a detectable level. A comparison of simulations with first measurements indicate that this approach could scan the interesting QCD axion DM mass range within a reasonable time span.

Acknowledgments: The prototype setup used for first measurements was partly funded as a seed project by the DFG Excellence Cluster Universe (Grant No. EXC 153).

References

- [1] T. Hiramatsu *et al.*, Phys. Rev. D **85**, 105020, (2012), Erratum *ibid.* **86**, 089902, (2012); M. Kawasaki *et al.* Phys. Rev. D **91**, 065014 (2015)

- [2] G. Rybka, Proceedings of the 13th Int. Conf. on Topics in Astroparticle and Underground Physics (TAUP 2013) Phys. Dark Univ., **4**, 14 (2014)
- [3] B. M. Brubaker *et al.*, arXiv:1610.02580.
- [4] D. Horns *et al.*, JCAP **1304**, 016, (2013) [arXiv:1212.2970].
- [5] J. Jaeckel and J. Redondo, Phys. Rev. D **88**, 115002 (2013) [arXiv:1308.1103].
- [6] A. Ringwald *et al.*, in C. Patrignani *et al.* (Particle Data Group), Chin. Phys. C **40**, 100001 (2016)
- [7] Low Noise Factory, datasheet for LNF-LNC6R_20A, www.lownoisefactory.com, site visited: Oct. 11. 2016
- [8] S. Caspi *et al.*, IEEE Trans. Appl. Supercond. **24**, 4000404 (2014)
- [9] E. Rochepault, P. Vadrine and F. Bouillault, IEEE Trans. Appl. Supercond. **22**,4900804 (2012)