

XCSP³
**An Integrated Format for Benchmarking
Combinatorial Constrained Problems**

Frédéric Boussemart Christophe Lecoutre Gilles Audemard

Cédric Piette

CRIL- CNRS, UMR 8188, University of Artois
Rue de l'université, SP 16, 62307 Lens, France

www.pycsp.org www.xcsp.org

XCSP³ Specifications – Version 3.2
August 28, 2024

Licence. [Creative commons \(CC BY-SA 4.0\)](#) for specifications and [MIT Licence](#) for any derived piece of software and benchmarks.

A version of this document, limited to XCSP³-core, is available [\[31\]](#). XCSP³ is the format used in the competition that is organized annually, notably in 2022 [\[4\]](#), 2023 [\[5\]](#) and 2024 [\[6\]](#). Please, do not hesitate to contact us for any kind of feedback. Send an email to:

`{lecoutre,audemard}@cril.fr`

Abstract

XCSP³ is an integrated format for representing combinatorial constrained problems, which can deal with mono/multi optimization, many types of variables, cost functions, reification, views, annotations, variable quantification, distributed, probabilistic and qualitative reasoning. It is also compact, and easy to read and to parse. Interestingly, it captures the structure of models (problems), by the possibility of declaring arrays of variables, and identifying syntactic and semantic groups of constraints. The number of constraints is kept under control by introducing a limited set of basic constraint forms, and producing almost automatically some of their variations through lifting, restriction, sliding, logical combination and relaxation mechanisms. As a result, XCSP³ encompasses practically all constraints that can be found in major constraint solvers developed in the CP (Constraint Programming) community. A website, which is developed conjointly with the format, contains many models and series of instances. The objective of XCSP³ is to ease the effort required to test and compare different algorithms by providing a common test-bed of combinatorial constrained instances.

Contents

1	Introduction	7
1.1	Features of XCSP ³	8
1.2	Complete Tool Chain	9
1.3	Skeleton of XCSP ³ Problem Instances	12
1.4	XML versus JSON	16
1.5	XCSP ³ -core	17
1.6	Important Notes about Syntax and Semantics	19
1.7	Notes (Short Comments) and Classes	21
1.8	Structure of the Document	22
I	Variables and Objectives	23
2	Variables	25
2.1	Zero/One Variables	27
2.2	Integer Variables	27
2.3	Symbolic Variables	28
2.4	Real Variables	29
2.5	Set Variables	30
2.6	Graph Variables	31
2.7	Stochastic Variables	32
2.8	Qualitative Variables	33
2.9	Arrays of Variables	34
2.9.1	Using Compact Forms	35
2.9.2	Dealing With Mixed Domains	36
2.10	Empty Domains, Undefined and Useless Variables	37
2.11	Solutions	38
3	Objectives	41
3.1	Objectives in Functional Forms	41
3.2	Objectives in Specialized Forms	42
3.3	Multi-objective Optimization	44

II	Constraints	45
4	Constraints over Simple Discrete Variables	47
4.1	Constraints over Integer Variables	49
4.1.1	Generic Constraints	49
4.1.1.1	Constraint intension	49
4.1.1.2	Constraint extension	51
4.1.1.3	Hybrid Forms of Constraint extension	54
4.1.2	Constraints defined from Languages	57
4.1.2.1	Constraint regular	57
4.1.2.2	Constraint grammar	58
4.1.2.3	Constraint mdd	59
4.1.3	Comparison-based Constraints	60
4.1.3.1	Constraint allDifferent	60
4.1.3.2	Constraint allEqual	62
4.1.3.3	Constraint allDistant	63
4.1.3.4	Constraint ordered	63
4.1.3.5	Constraint precedence	65
4.1.4	Counting and Summing Constraints	66
4.1.4.1	Constraint sum	66
4.1.4.2	Constraint count	68
4.1.4.3	Constraint nValues	69
4.1.4.4	Constraint cardinality	70
4.1.4.5	Constraint balance	71
4.1.4.6	Constraint spread	72
4.1.4.7	Constraint deviation	73
4.1.4.8	Constraint sumCosts	73
4.1.5	Connection Constraints	76
4.1.5.1	Constraints maximum and maximumArg	77
4.1.5.2	Constraints minimum and minimumArg	78
4.1.5.3	Constraint element	79
4.1.5.4	Constraint channel	81
4.1.5.5	Constraint permutation	83
4.1.6	Packing and Scheduling Constraints	84
4.1.6.1	Constraint stretch	84
4.1.6.2	Constraint noOverlap	85
4.1.6.3	Constraint cumulative	86
4.1.6.4	Constraint binPacking	88
4.1.6.5	Constraint knapsack	90
4.1.6.6	Constraint flow	91
4.1.7	Constraints on Graphs	92
4.1.7.1	Constraint circuit	92
4.1.7.2	Constraint nCircuits	93
4.1.7.3	Constraint path	94
4.1.7.4	Constraint nPaths	95
4.1.7.5	Constraint tree	95
4.1.7.6	Constraint nTrees	96
4.1.8	Elementary Constraints	97

4.1.8.1	Constraint <code>clause</code>	97
4.1.8.2	Constraint <code>instantiation</code>	98
4.2	Constraints over Symbolic Variables	99
4.3	Adhoc Constraints	99
5	Constraints over Complex Discrete Variables	101
5.1	Constraints over Set Variables	101
5.1.1	Generic Constraints	101
5.1.1.1	Constraint <code>intension</code>	101
5.1.2	Comparison-based Constraints	103
5.1.2.1	Constraint <code>allDifferent</code>	103
5.1.2.2	Constraint <code>allEqual</code>	104
5.1.2.3	Constraint <code>allIntersecting</code>	104
5.1.2.4	Constraint <code>ordered</code>	106
5.1.3	Counting Constraints	107
5.1.3.1	Constraint <code>sum</code>	107
5.1.3.2	Constraint <code>count</code>	108
5.1.3.3	Constraint <code>range</code>	109
5.1.3.4	Constraint <code>roots</code>	109
5.1.4	Connection Constraints	110
5.1.4.1	Constraint <code>element</code>	110
5.1.4.2	Constraint <code>channel</code>	111
5.1.4.3	Constraint <code>precedence</code>	112
5.1.4.4	Constraint <code>partition</code>	113
5.2	Constraints over Graph Variables	113
5.2.1	Constraint <code>circuit</code>	113
5.2.2	Constraint <code>nCircuits</code>	114
5.2.3	Constraint <code>path</code>	114
5.2.4	Constraint <code>nPaths</code>	115
5.2.5	Constraint <code>arbo</code>	115
5.2.6	Constraint <code>nArbos</code>	116
5.2.7	Constraint <code>nCliques</code>	116
6	Constraints over Continuous Variables	117
6.1	Constraints over Real Variables	117
6.1.1	Constraint <code>intension</code>	117
6.1.2	Constraint <code>sum</code>	119
6.2	Constraints over Qualitative Variables	119
6.2.1	Constraint <code>interval</code>	119
6.2.2	Constraint <code>point</code>	120
6.2.3	Constraint <code>rcc8</code>	121
6.2.4	Constraint <code>dbd</code>	121
III	Advanced Forms of Constraints	123
7	Lifted and Restricted Forms of Constraints	125
7.1	Constraints lifted to Lists, Sets and Multisets	125

7.1.1	Lifted Constraints allDifferent	126
7.1.1.1	On lists (tuples)	126
7.1.1.2	On sets	127
7.1.1.3	On multisets	128
7.1.2	Lifted Constraints allEqual	129
7.1.2.1	On lists (tuples)	129
7.1.2.2	On sets	129
7.1.2.3	On multisets	130
7.1.3	Lifted Constraints allDistant	130
7.1.3.1	On lists (tuples)	130
7.1.3.2	On sets	131
7.1.3.3	On multisets	132
7.1.4	Lifted Constraints ordered (lex on lists)	132
7.1.4.1	On lists (tuples)	133
7.1.4.2	On sets	134
7.1.4.3	On multisets	134
7.1.5	Lifted Constraints allIncomparable	135
7.1.5.1	On lists (tuples)	135
7.1.5.2	On sets	135
7.1.5.3	On multisets	136
7.1.6	Lifted Constraints nValues	136
7.1.6.1	On lists	136
7.1.6.2	On sets	137
7.1.6.3	On multisets	138
7.2	Constraints lifted to Matrices	138
7.2.1	Constraint allDifferent-matrix	139
7.2.2	Constraint ordered-matrix (lex2)	139
7.2.3	Constraint element-matrix	140
7.2.4	Constraint cardinality-matrix	141
7.3	Restricted Constraints	142
7.3.1	Constraint allDifferent▷symmetric	144
7.3.2	Constraint allDifferent▷symmetric+irreflexive	144
7.3.3	Constraint allDifferent▷convex	144
7.3.4	Constraint nValues▷increasing	145
7.3.5	Constraint cardinality▷increasing	145
7.3.6	Constraint permutation▷increasing (sort)	146
7.3.7	Constraint sumCosts▷allDifferent	146
8	Meta-Constraints	148
8.1	Meta-Constraint slide	148
8.2	Some Classical Uses of slide	150
8.2.1	Constraint sequence	150
8.2.2	Constraint slidingSum	151
8.2.3	Constraints change and smooth	152
8.3	Meta-Constraint seqbin	152
8.4	Meta-Constraint and	153
8.5	Some Classical Uses of and	154
8.5.1	Constraint gen-sequence	154

8.5.2	Constraint <code>gsc</code>	154
8.5.3	Constraint <code>cardinalityWithCosts</code>	155
8.5.4	Constraints <code>costRegular</code> and <code>multicostRegular</code>	155
8.6	Meta-Constraint <code>or</code>	156
8.7	Meta-Constraint <code>not</code>	156
8.8	Meta-Constraint <code>xor</code>	157
8.9	Meta-Constraint <code>iff</code>	157
8.10	Meta-Constraint <code>ifThen</code>	158
8.11	Meta-Constraint <code>ifThenElse</code>	158
9	Soft Constraints	160
9.1	Relaxed Constraints and Cost Functions	161
9.2	Simple Relaxation	161
9.3	Complex Relaxation of Generic Constraints	163
9.3.1	Constraint <code>soft-intension</code>	163
9.3.2	Constraint <code>soft-extension</code>	165
9.4	Complex Relaxation of Global Constraints	167
9.4.1	Constraint <code>soft-and</code> (Cardinality Operator)	167
9.4.2	Constraint <code>soft-slide</code> (<code>cardPath</code>)	168
9.4.3	Constraint <code>soft-allDifferent</code>	170
9.4.4	Constraint <code>soft-cardinality</code>	170
9.4.5	Constraint <code>soft-regular</code>	171
9.4.6	Constraint <code>soft-permutation</code> (<code>same</code>)	171
9.5	Summary	171
IV	Groups, Frameworks and Annotations	173
10	Groups, Blocks, Reification, Views and Aliases	174
10.1	Constraint Templates and Groups	174
10.2	Blocks and Classes	178
10.3	Reification	179
10.4	Generalized Forms (Views)	181
10.5	Aliases (attribute <code>as</code>)	182
11	Frameworks	184
11.1	Dealing with Satisfaction (CSP)	184
11.2	Dealing with Optimization (COP)	185
11.3	Dealing with Preferences through Soft Constraints	186
11.3.1	WCSP	186
11.3.2	FCSP	188
11.4	Dealing with Quantified Variables	191
11.4.1	QCSP(+)	191
11.4.2	QCOP(+)	194
11.5	Stochastic Constraint Reasoning	196
11.5.1	SCSP	196
11.5.2	SCOP	197
11.6	Qualitative Spatial Temporal Reasoning	197

11.6.1	Interval Calculus	198
11.6.2	Point Calculus	199
11.6.3	Region Connection Calculus	200
11.6.4	TCSP	201
11.7	Continuous Constraint Solving	203
11.7.1	NCSP	203
11.7.2	NCOP	203
11.8	Distributed Constraint Reasoning	204
11.8.1	DisCSP	204
11.8.2	DisWCSP (DCOP)	207
12	Annotations	208
12.1	Annotations about Variables	208
12.2	Annotations about Constraints	211
12.3	Annotations about Preprocessing and Search	212
	Appendices	214
A	KeyWords	215
B	Syntax	216
C	Index of Constraints	223
D	XML and JSON	227
E	Changelog	231

1

Introduction

We propose a standard Constraint Programming (CP) format, called XCSP³, to represent various forms of combinatorial problems subject to constraints to be satisfied and objectives to be optimized. Compared to its predecessor XCSP 2.1 [126], XCSP³ is a major extension that allows us to build integrated representations of combinatorial constrained problems. It lets the possibility of generating and exchanging files containing precise descriptions of problem instances, so that fair comparisons of problem-solving approaches can be made in good conditions, and experiments can be reproduced easily. XCSP³ can be seen as an *intermediate Constraint Programming format preserving the structure of models*. In other words, XCSP³ is neither a flat format, such as XCSP 2.1 [126] or FlatZinc [7], nor a modeling language such as MiniZinc [100] or ESSENCE [57]. While modeling languages provide facilities to model parameterized classes of problem instances, and flat formats basically enumerate variables and constraints in sequence for separate problem instances, XCSP³, as we shall see, stands between these two forms of representation (or abstraction). Interestingly, it is possible to use a Python library called PyCSP³ [84] for modeling constrained problems and compiling them into XCSP³ instances.

As a solid basis for XCSP³, we employ the Extensible Markup Language (XML) [147], which is a widely used flexible text format. XML is used as a support for the overall architecture of XCSP³, facilitating the issue of parsing through common tools such as DOM and SAX. Nowadays, tags and attributes that make up XML are commonly employed conventions for structuring information, as they are the main components of HTML. Accordingly, this choice makes our format XCSP³ easily understandable for anybody who has some knowledge in Information Technology. It is important to note that within the global architecture of XCSP³, there are various XML elements that are not completely decomposed into finer XML terms. For example, each integer is not put within its own element. This choice we *deliberately* made allows compact, readable and easily modifiable problem representations, without placing too much burden on parser developers because internal data that needs to be analyzed is rather elementary. We believe that adopting a “complete” XML approach would render XCSP³ instances very verbose, which would lessen readability (which is one of our primary goals).

1.1 Features of XCSP³

Here are the main features of XCSP³:

- **Large Range of Frameworks.** XCSP³ allows us to represent many forms of combinatorial constrained problems since it can deal with:
 - constraint satisfaction: CSP (Constraint Satisfaction Problem)
 - mono and multi-objective optimization: COP (Constraint Optimization Problem)
 - preferences and costs: WCSP (Weighted Constraint Satisfaction Problem) and FCSP (Fuzzy Constraint Satisfaction Problem)
 - variable quantification: QCSP(+) (Quantified Constraint Satisfaction Problem) and QCOP(+) (Quantified Constraint Optimization Problem)
 - probabilistic constraint reasoning: SCSP (Stochastic Constraint Satisfaction Problem) and SCOP (Stochastic Constraint Optimization Problem)
 - qualitative reasoning: QSTR (Qualitative Spatial and Temporal Reasoning) and TCSP (Temporal Constraint Satisfaction Problem)
 - continuous constraint solving: NCSP (Numerical Constraint Satisfaction Problem) and NCOP (Numerical Constraint Optimization Problem)
 - distributed constraint reasoning: DisCSP (Distributed Constraint Satisfaction Problem) and DCOP (Distributed Constraint Optimization Problem)
- **Large Range of Constraints.** A very large range of constraints is available, encompassing practically (i.e., to a very large extent) all constraints that can be found in major constraint solvers such as, e.g., Choco and Gecode.
- **Limited Number of Concepts.** We paid attention to control the number of concepts and basic constraint forms, advisedly exploiting automatic variations of these forms through lifting, restriction, sliding, combination and relaxation mechanisms, so as to facilitate global understanding.
- **Readability.** The new format is more compact, and less redundant, than XCSP 2.1, making it very easy to read and understand, especially as variables and constraints can be handled under the form of arrays and groups. Also, anyone can modify very easily an instance by hand. We do believe that a rookie in CP can easily manage (read, write, and update) small instances in XCSP³.
- **Flexibility.** It will be very easy to extend the format, if necessary, in the future, for example by adding new kind of global constraints, or by adding a few XML attributes in order to handle new concepts.
- **Ease of Parsing.** Thanks to the XML architecture of the format, basically, it is easy to parse instance files at a coarse-grain level. Besides, parsers written in **Java** and **C++** are available.
- **Dedicated Website.** A website, companion of XCSP³, is available, with many downloadable models/series/instances.

Before starting the description of the new format, let us briefly introduce what are the main novelties of XCSP³ with respect to XCSP 2.1:

- **Optimization.** XCSP³ can manage both mono-objective and multi-objective optimization.

- **New Types of Variables.** It is possible to define 0/1, integer, symbolic, real, stochastic, set, qualitative, and graph variables, in XCSP³.
- **Lifted and Restricted forms of Constraints.** It is natural to extend basic forms of constraints over lists (tuples), sets and multi-sets. It is simple to build restricted forms of constraints by considering some properties of lists.
- **Meta-constraints.** It is possible to exploit sliding and logical mechanisms over variables and constraints.
- **Soft constraints.** Cost-based relaxed constraints and cost functions can be defined easily.
- **Reification.** Half and full reification is easy, and made possible by letting the user associate a 0/1 variable with any constraint of the problem through a dedicated XML attribute.
- **Generalized Forms (Views).** In XCSP³, it is possible to post constraints with arguments that are not limited to simple variables or constants, thus, avoiding in some situations the necessity of introducing, at modeling time, auxiliary variables and constraints, and permitting solvers that can handle variable views to do it.
- **Preservation of Structure.** It is possible to post variables under the form of arrays (of any dimension) and to post constraints in (semantic or syntactic) groups, thereby preserving the structure of the models.
- **No Redundancy.** In XCSP³, redundancy is very limited, making instance representations more compact and less error-prone.
- **Compactness.** Posting variables and constraints in arrays/groups, while avoiding redundancy, makes instances in XCSP³ more compact than similar instances in XCSP 2.1.
- **Annotations.** It is possible to add annotations to the instances, for indicating for example search guidance (heuristics) and filtering advices.

As you may certainly imagine from this description, XCSP³ is a major rethinking of XCSP 2.1. Because some problems inherent to the way XCSP 2.1 was developed had to be fixed, we have chosen not to make XCSP³ backward-compatible. However, do not feel concerned too much about this issue because all series of instances available in XCSP 2.1 have been translated into XCSP³, and as said above, parsers are made available.

1.2 Complete Tool Chain

It is important to understand that XCSP³ is not a modeling language: XCSP³ aims at being a format to be handled easily by both humans and machines (parsers/solvers). We show this graphically in Figure 1.1. XCSP³ can be considered as an intermediate format. It is not as flat as FlatZinc and XCSP 2.1 since XCSP³ allows us to specify arrays of variables and groups/blocks of constraints. To make things clear, observe that the representation of combinatorial constrained problems can be handled at three different levels of abstraction:

1. high level of abstraction. At this level, modeling languages (or libraries) are used. They permit to use control structures (such as loops) and separate models from data. It means that for a given problem, you typically write a model which is a kind of problem

abstraction parameterized by some formal data. For a specific instance, you need to provide some effective data. In practice, you have a file for the model, and for each instance you have an additional file for the data corresponding to this instance.

2. intermediate level. At this level, there is no separation between the model and the data, although the structure remains visible. To the best of our knowledge, XCSP³ is the only intermediate format proposed in the literature. For each instance, you only have a file.
3. low level. At this level, we find flat formats. Each component (variable or constraint) of a problem instance is represented independently. As a consequence, the initial structure of the problem is lost (or, deteriorated).

Although this document is devoted to XCSP³, note that we propose a complete tool chain for handling combinatorial constrained problems. The main ingredients of this complete tool chain are:

- PyCSP³, www.pycsp.org: a Python library for modeling constrained problems (or equivalently, JvCSP³, a Java-based API); see github.com/xcsp3team/pycsp3
- XCSP³, www.xcsp.org: an intermediate format used to represent problem instances while preserving the structure of models

Hence, for modeling problems in the XCSP³ ecosystem, the user can choose between two well-known languages (Python and Java). As shown in Figure 1.2, when a user has to solve a given problem such as e.g., a school timetabling problem, he can:

1. write a model of this problem using either the Python library PyCSP³ (i.e., write a Python file) or the Java modeling API JvCSP³ (i.e., write a Java file)
2. provide the data, in JSON format, to specify the precise problem instance to be solved (e.g., the data about the courses, rooms and teachers corresponding to the first week of the semester)
3. combine model and data by running an operation of compilation that generates an XCSP³ instance (file)
4. solve the generated XCSP³ instance (file) using solvers like for example Choco [136] or OspaR [102]

This approach has many advantages:

- Python (and Java), JSON, and XML are robust mainstream technologies
- specifying data with JSON guarantees a unified notation, easy to read for both humans and machines
- writing models with Python 3 (or Java 8) avoids the user learning a new programming language
- representing problem instances with coarse-grained XML guarantees compactness and readability; note that using JSON instead of XML for representing instances would have been possible but has some drawbacks, as explained in an appendix of this document

In the following sections of this chapter, we provide some basic information concerning the syntax and the semantics of XCSP³, which will be useful for reading the rest of the document. More precisely, we present the skeleton of typical XCSP³ instances, and introduce a few important notes related to XCSP³ syntax and semantics.

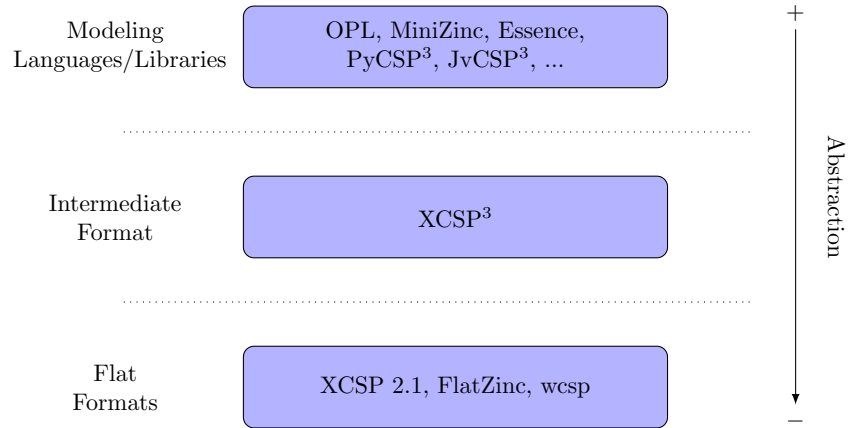


Figure 1.1: Modeling Languages, Intermediate and Flat Formats.

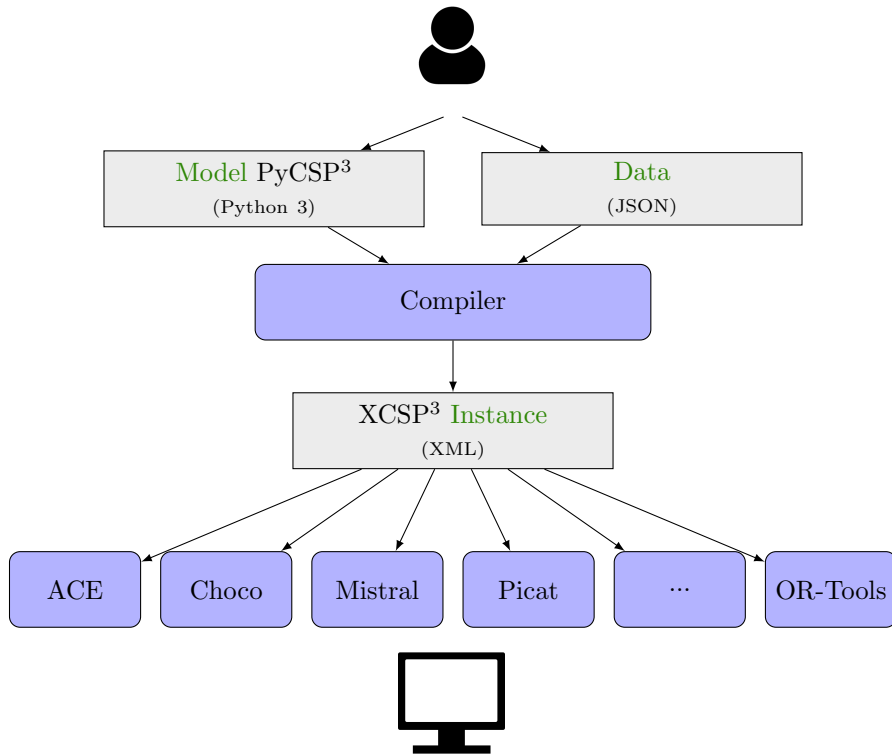



Figure 1.2: Complete process for modeling and solving combinatorial constrained problems.

1.3 Skeleton of XCSP³ Problem Instances

To begin with, you will find below the syntactic form of the skeleton of a *typical* XCSP³ problem instance, i.e., the skeleton used by most¹ of the frameworks recognized by XCSP³. In our syntax, as shown in Appendix B, Page 216, we combine XML and BNF. XML is used for describing the main elements and attributes of XCSP³, whereas BNF is typically used for describing the textual contents of XCSP³ elements and attributes, with in particular `|`, `[]`, `()`, `*` and `+` respectively standing for alternation, optional character, grouping and repetitions (0 or more, and 1 or more).

Note that `<elt.../>` denotes an XML element of name `elt` whose description is given later in the document (this is the meaning of `...`). Strings written in dark blue italic form refer to BNF non-terminals defined in Appendix B. For example, *frameworkType* corresponds to a token chosen among CSP, COP, WCSP, ... Also, for the sake of simplicity, we write `<constraint.../>` and `<metaConstraint.../>` for respectively denoting any constraint element such as e.g., `<sum.../>` or `<allDifferent.../>`, and any meta-constraint such as e.g., `<slide.../>` or `<not.../>`.

 **Syntax 1**

```

<instance format="XCSP3" type="frameworkType">
  <variables>
    ( <var.../>
      | <array.../>
    )+
  </variables>
  <constraints>
    ( <constraint.../>
      | <metaConstraint.../>
      | <group.../>
      | <block.../>
    )*
  </constraints>
  [<objectives [combination="combinationType"]>
    ( <minimize.../>
      | <maximize.../>
    )+
  </objectives>]
  [<annotations.../>]
</instance>

```

As you can observe, a typical instance is composed of variables, constraints, and possibly objectives (and annotations). Variables are declared stand-alone (element `<var.../>`) or under the form of arrays (element `<array.../>`). Constraints can be elementary (element `<constraint.../>`) or more complex (element `<metaConstraint.../>`). Constraints can also be posted in groups and/or declared in blocks; `<group.../>` and `<block.../>` correspond to structural mechanisms. Finally, any objective boils down to minimizing or maximizing a certain function, and is represented by an element `<minimize.../>` or `<maximize.../>`. It is important to note that `<objectives.../>` and `<annotations.../>` are optional.

¹Syntactic details for various frameworks are given in Chapter 11.

For a first illustration of XCSP³, let us consider the small constraint network depicted in Figure 1.3. We have here three integer variables, x , y , z of domain $\{0, 1\}$ and three binary constraints, one per pair of variables. An edge in this graph means a compatibility between two values of two different variables.

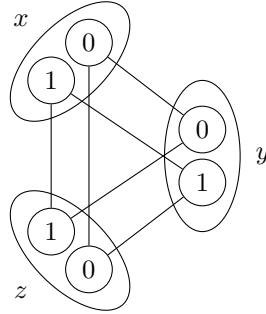



Figure 1.3: A toy constraint network.

In XCSP³, we obtain:

 **Example 1**

```
<instance format="XCSP3" type="CSP">
  <variables>
    <var id="x"> 0 1 </var>
    <var id="y"> 0 1 </var>
    <var id="z"> 0 1 </var>
  </variables>
  <constraints>
    <extension>
      <list> x y </list>
      <supports> (0,0) (1,1) </supports>
    </extension>
    <extension>
      <list> x z </list>
      <supports> (0,0) (1,1) </supports>
    </extension>
    <extension>
      <list> y z </list>
      <supports> (0,1) (1,0) </supports>
    </extension>
  </constraints>
</instance>
```

Of course, we shall give all details of this representation in the next chapters, but certainly you are comfortable to make the correspondence between the figure and the XCSP³ code. If you pay attention to the constraints, you can detect that two of them are similar. Indeed, the list of supports (compatible pairs) between x and y is the same as that between x and z . In XCSP³, it is possible to avoid such redundancy by using either the concept of constraint group or the attribute `as`. Also, because the three variables share the same type and the same

domain, it is possible to avoid redundancy by using either the concept of variable array or the attribute `as`. We shall describe all these concepts in the next chapters.

As a second illustration, we consider the arithmetic optimization example introduced in the MiniZinc Tutorial: “A banana cake which takes 250g of self-raising flour, 2 mashed bananas, 75g sugar and 100g of butter, and a chocolate cake which takes 200g of self-raising flour, 75g of cocoa, 150g sugar and 150g of butter. We can sell a chocolate cake for \$4.50 and a banana cake for \$4.00. And we have 4kg self-raising flour, 6 bananas, 2kg of sugar, 500g of butter and 500g of cocoa. The question is how many of each sort of cake should we bake for the fete to maximize the profit?” Here is how this small problem can be encoded in XCSP³. Surely, you can analyze this piece of code (if you are told that `le` stands for “less than or equal to”). Notice that any XCSP³ element can be given the optional attribute `note`, which is used as a short comment.



Example 2

```
<instance format="XCSP3" type="COP">
  <variables>
    <var id="b" note="number of banana cakes"> 0..100 </var>
    <var id="c" note="number of chocolate cakes"> 0..100 </var>
  </variables>
  <constraints>
    <intension> le(add(mul(250,b),mul(200,c)),4000) </intension>
    <intension> le(mul(2,b),6) </intension>
    <intension> le(add(mul(75,b),mul(150,c)),2000) </intension>
    <intension> le(add(mul(100,b),mul(150,c)),500) </intension>
    <intension> le(mul(75,c),500) </intension>
  </constraints>
  <objectives>
    <maximize> add(mul(b,400),mul(c,450)) </maximize>
  </objectives>
</instance>
```

As we shall see, we can group together the constraints that share the same syntax (by introducing so-called constraint templates, which are abstract forms of constraints with parameters written %i) and we can describe specialized forms of objectives. An equivalent representation of the previous instance is:



Example 3

```
<instance format="XCSP3" type="COP">
  <variables>
    <var id="b" note="number of banana cakes"> 0..99 </var>
    <var id="c" note="number of chocolate cakes"> 0..99 </var>
  </variables>
  <constraints>
    <group>
      <intension> le(add(mul(%0,%1),mul(%2,%3)),%4) </intension>
      <args> 250 b 200 c 4000 </args>
      <args> 75 b 150 c 2000 </args>
      <args> 100 b 150 c 500 </args>
    </group>
  </constraints>
</instance>
```

```

    <group>
      <intension> le(mul(%0,%1),%2) </intension>
      <args> 2 b 6 </args>
      <args> 75 c 500 </args>
    </group>
  </constraints>
  <objectives>
    <maximize type="sum">
      <list> b c </list>
      <coeffs> 400 450 </coeffs>
    </maximize>
  </objectives>
</instance>

```

Alternatively, we could even use the global constraint `sum`, so as to obtain:



Example 4

```

<instance format="XCSP3" type="COP">
  <variables>
    <var id="b" note="number of banana cakes"> 0..99 </var>
    <var id="c" note="number of chocolate cakes"> 0..99 </var>
  </variables>
  <constraints>
    <sum note="using the 4000 grams of flour">
      <list> b c </list>
      <coeffs> 250 200 </coeffs>
      <condition> (le,4000) </condition>
    </sum>
    <sum note="using the 6 bananas">
      <list> b </list>
      <coeffs> 2 </coeffs>
      <condition> (le,6) </condition>
    </sum>
    <sum note="using the 2000 grams of sugar">
      <list> b c </list>
      <coeffs> 75 150 </coeffs>
      <condition> (le,2000) </condition>
    </sum>
    <sum note="using the 500 grams of butter">
      <list> b c </list>
      <coeffs> 100 150 </coeffs>
      <condition> (le,500) </condition>
    </sum>
    <sum note="using the 500 grams of cocoa">
      <list> c </list>
      <coeffs> 75 </coeffs>
      <condition> (le,500) </condition>
    </sum>
  </constraints>
  <objectives>

```

```


    <maximize type="sum" note="maximizing the profit (400 and 450
      cents for each banana and chocolate cake, respectively)">
      <list> b c </list>
      <coeffs> 400 450 </coeffs>
    </maximize>
  </objectives>
</instance>

```

Since we have just mentioned MiniZinc, let us recall again that XCSP³ is not a modeling language. XCSP³ has no advanced control structures and no mechanism for separating model and data, but aims at being an intermediate format, simple to be used by both the human and the machine (parser/solver) while keeping the structure of the problems. However, the user can use PyCSP³ [84] as modeling libraries for generating XCSP³ instances.

1.4 XML versus JSON

For various reasons, some people prefer working with JSON, instead of XML. As shown in Appendix D, we can easily convert XCSP³ instances from XML to JSON by following a few rules. We illustrate this on the previous examples. Their JSON representations are shown below.

 **Example 5**

```

{
  "@format": "XCSP3",
  "@type": "CSP",
  "variables": {
    "var": [
      {
        "@id": "x",
        "domain": "a b"
      }, {
        "@id": "y",
        "domain": "a b"
      }, {
        "@id": "z",
        "domain": "a b"
      }
    ]
  },
  "constraints": {
    "extension": [
      {
        "list": "x y",
        "supports": "(a,a)(b,b)"
      }, {
        "list": "x z",
        "supports": "(a,a)(b,b)"
      }, {
        "list": "y z",
        "supports": "(a,b)(b,a)"
      }
    ]
  }
}

```

```
}  
}
```



Example 6

```
{  
  "@format": "XCSP3",  
  "@type": "COP",  
  "variables": {  
    "var": [{  
      "@id": "b",  
      "domain": "0..100"  
    }, {  
      "@id": "c",  
      "domain": "0..100"  
    }]  
  },  
  "constraints": {  
    "intension": [  
      "le(add(mul(250,b),mul(200,c)),4000)",  
      "le(mul(2,b),6)",  
      "le(add(mul(75,b),mul(150,c)),2000)",  
      "le(add(mul(100,b),mul(150,c)),500)",  
      "le(mul(75,c),500)"  
    ]  
  },  
  "objectives": {  
    "maximize": "add(mul(b,400),mul(c,450))"  
  }  
}
```

Remark 1 Although JSON looks attractive, there exist some limitations that make us preferring XML. These limitations are discussed in [Appendix D](#).

1.5 XCSP³-core

XCSP³-core is a subset of XCSP³, with what can be considered as the main concepts of Constraint Programming (although, of course, this is quite subjective). The interest of XCSP³-core is multiple:

- focusing on the most popular frameworks (CSP and COP) and constraints,
- facilitating the parsing process by means of available parsers written in Java and C++ (which use callback functions),
- and defining a core format for comparisons and competitions of constraint solvers.

XCSP³-core, targeted for CSP (Constraint Satisfaction Problem) and COP (Constraint Optimization problem), handles integer variables, mono-objective optimization, and 25 important constraints, described in the next chapters of this document:

- generic constraints
 - `intension`
 - `extension`
- language-based constraints
 - `regular`
 - `mdd`
- comparison-based constraints
 - `allDifferent` (and `allDifferentList`)
 - `allEqual`
 - `ordered` (and `lex`)
 - `precedence`
- counting constraints
 - `sum`
 - `count` (capturing `atLeast`, `atMost`, `exactly`, `among`)
 - `nValues`
 - `cardinality`
- connection constraints
 - `maximum`
 - `minimum`
 - `element`
 - `channel`
- packing and scheduling constraints
 - `noOverlap` (capturing `disjunctive` and `diffn`)
 - `cumulative`
 - `binPacking`
 - `knapsack`
- other constraints
 - `circuit`
 - `instantiation`
 - `slide`

Importantly, as for full XCSP³, the structure of problems (models) can be preserved in XCSP³-core thanks to the following mechanisms:

- arrays of variables
- groups of constraints
- blocks of constraints
- the meta-constraint `slide`

Some on-line information about XCSP³-core can be found at www.xcsp.org. Finally, note that the following parsers are available:

- a Java 8 parser for XCSP³-core (and also for a large part of full XCSP³)
- a C++ parser for XCSP³-core

1.6 Important Notes about Syntax and Semantics

As already indicated, for the syntax, we invite the reader to consult Appendix B. In this section, we discuss some important points.


Constraint Parameters and Numerical Conditions. One important decision concerns the way constraint parameters are defined. We have adopted the following rules:

1. Most of the time, when defining a constraint, there is a main list of variables (not necessarily, its full scope) that must be handled. We have chosen to call² it `<list>`. Identifying the main list of variables (using its type/form) permits in a very simple and natural way to derive variants of constraints, by using alternative forms such as `<set>` and `<mset>` as shown in Chapter 7.
2. Also, quite often, we need to introduce numerical conditions (comparisons) composed of an operator \odot and a right-hand side operand k that is a value, a variable, an interval or a set; the left-hand side being indirectly defined by the constraint. The numerical condition is a kind of terminal operation to be applied after the constraint has “performed some computation”. We propose to represent each numerical condition, i.e., each pair (\odot, k) by a single XCSP³ element `<condition>` containing both the operator and the right operand, between parentheses and with comma as separator.
3. All other parameters are given by their natural names, as for example `<transitions>` for the constraint `regular`, or `<index>` for the constraint `element`.

It is important to note that each numerical condition (\odot, k) semantically stands for “ $\odot k$ ”, where:

- either $\odot \in \{<, \leq, >, \geq, =, \neq\}$ and k is a value or a variable; in XCSP³, we thus have to choose a symbol in `{lt, le, gt, ge, eq, ne}` for \odot ,
- or $\odot \in \{\in, \notin\}$ and k is an integer interval of the form $l..u$, or an integer set of the form $\{a_1, \dots, a_p\}$ with a_1, \dots, a_p integer values; in XCSP³, we thus have to choose a symbol in `{in, notin}` for \odot .

For example, we may have (\odot, k) denoting “ > 10 ”, “ $\neq z$ ” or “ $\in 1..5$ ” by respectively writing `(gt,10)`, `(ne,z)` and `(in,1..5)`. In XCSP³, we shall syntactically represent a numerical condition as follows:

 **Syntax 2**

```
| <condition> "(" operator "," operand ")" </condition>
```

where *operator* and *operand* are two BNF non-terminals defined in Appendix B.

²Exceptions are for some scheduling constraints, where `<origins>` is more appropriate.

In the next chapters, we shall present the syntax as precisely as possible. However, we shall make the following simplifications.

Any XML element in XCSP³ can be given a value for the attribute `id`. This attribute is required for the elements `<var.../>` and `<array.../>`, but it is optional for all other elements. When presenting the syntax, we shall avoid to systematically write `[id="identifier"]`, each time we put an element for which `id` is optional. Note that, as for HTML5, each value of an attribute `id` must be document-wide unique.

Any XML element in XCSP³ can be given a value for the attribute `as`. This attribute is always optional. Again, when presenting the syntax, we shall avoid to systematically write `[as="identifier"]`, each time we introduce an element. This form of aliasing is discussed in Chapter 10.

Any constraint and meta-constraint can be given a value for one of the three following attributes `reifiedBy`, `hreifiedFrom` and `hreifiedTo`. These attributes are optional and mutually exclusive. When presenting the syntax in this document, we shall avoid to systematically write `[reifiedBy="01Var"|hreifiedFrom="01Var"|hreifiedTo="01Var"]` each time we introduce a constraint or meta-constraint. Reification is discussed in Chapter 10.

Generalized Forms of Constraints and Objectives (Views). For clarity, we always give the syntax of constraints in a rather usual restricted form. For example, we shall write `(intVar wspace)*` when a list of integer variables is naturally expected. However, most of time, it is possible to replace variables by more general expressions. This is typically the case for the element `<list>` when it is involved in a constraint (or objective). When expressions are given instead of variables, we speak about the *generalized* forms of constraints (and objectives); this is related to the concept of (variable) view [130]. This is acceptable (the XML schema that we provide for XCSP³ allows such forms) although we employ a more restrictive syntax in this document. Generalized forms of constraints are introduced for the most important cases all along the paper, and discussed in Chapter 10. The tools, modeling API and parsers, that we develop together with XCSP³ can deal with (some of) these generalized forms. At the time of writing, it concerns the constraints `allDifferent`, `allEqual`, `sum`, `count`, `nValues`, `maximum` and `minimum`, as well as the specialized forms of `minimize` and `maximize`.

Whitespaces. The tolerance with respect to whitespaces is the following:

- leading and trailing whitespaces for values of XML attributes are not tolerated. For example, `id=" x"` is not valid.
- leading and trailing whitespaces for textual contents of XML elements are tolerated, and not required. Although, for the sake of simplicity, we prefer writing:

```
<list> (intVar wspace)* </list>
```

instead of the heavier and more precise form:

```
<list> [intVar (wspace intVar)*] </list>
```

it must be clear that no trailing whitespace is actually required.

- numerical conditions must not contain any whitespace. For example, `(1t, 10)` is not valid.

- functional expressions must not contain any whitespace. For example, `add(x,y)` is not valid.
- whitespaces are tolerated between vectors (tuples) but not within vectors, where a vector (tuple) is a sequence of elements put between brackets with comma as separator. For example, `<supports> (1,3)(2,4) </supports>` is not valid, whereas:

```
<supports>
  (1,3)
  (2,4)
</supports>
```

is.


- whitespaces are not tolerated at all when expressing decimals, rationals, integer intervals, real intervals, and probabilities. For example, `3. 14`, `3 /2`, `1 .. 10`, `[1.2, 5]`, and `2: 1/6` are clearly not valid expressions.

Semantics. Concerning the semantics, here are a few important remarks:

- when presenting the semantics, we distinguish between a variable x and its assigned value \mathbf{x} (note the bold face on the symbol x).
- Concerning the semantics of a numerical condition (\odot, k) , and depending on the form of k (a value, a variable, an interval or a set), we shall indiscriminately use \mathbf{k} to denote the value k , the value of the variable k , the interval $l..u$ represented by k , or the set $\{a_1, \dots, a_p\}$ represented by k .

1.7 Notes (Short Comments) and Classes

In XCSP³, it is possible to associate a note (short comment) with any element. It suffices to use the attribute `note` whose value can be any string. Of course, for simplicity, when presenting the syntax, we shall never write `[note="string"]`, each time an element is introduced. Here is a small instance with two variables and one constraint, each one accompanied by a note.

 **Example 7**

```
<instance format="XCSP3" type="CSP">
  <variables>
    <var id="x" note="x is a number between 1 and 10"> 1..10 </var>
    <var id="y" note="y denotes the square of x"> 1..100 </var>
  </variables>
  <constraints>
    <intension note="this constraint links x and y">
      eq(y,mul(x,x))
    </intension>
  </constraints>
</instance>
```

In XCSP³, it is also possible to associate tags with any element. As in HTML, these tags are introduced by the attribute `class`, whose value is a sequence of identifiers, with whitespace used as a separator. Again, for simplicity, when presenting the syntax, we shall never write

[class="(identifier whitespace)+"], each time an element is introduced. As we shall see in Section 10.2, these tags can be predefined or user-defined.

1.8 Structure of the Document

The document is organized in four parts. In the first part, we show how to define different types of variables (Chapter 2) and objectives (Chapter 3). In the second part, we describe basic forms of constraints over simple discrete variables (Chapter 4), complex discrete variables (Chapter 5) and continuous variables (Chapter 6). Advanced (i.e., non-basic) forms of constraints are presented in the third part of the document: they correspond to lifted and restricted constraints (Chapter 7), meta-constraints (Chapter 8) and soft constraints (Chapter 9). Finally, in the fourth part, we introduce groups, blocks, reification, views and aliases (Chapter 10), frameworks (Chapter 11) and annotations (Chapter 12).

Part I

Variables and Objectives

In this part, we show how variables and objectives are represented in XCSP³.

2

Variables

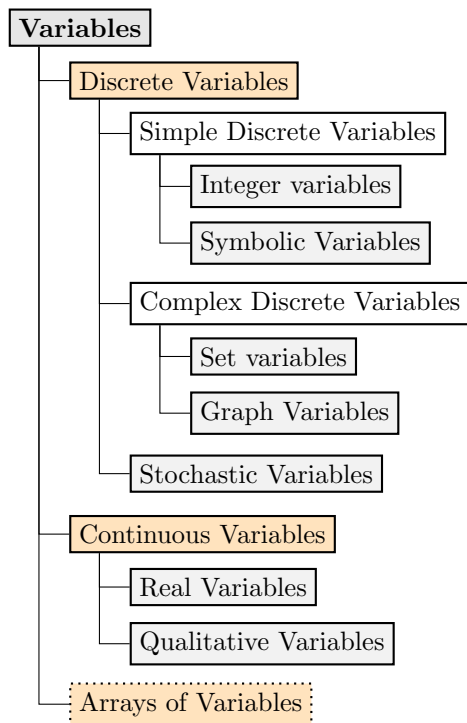


Figure 2.1: The different types of variables


Variables are the basic components of combinatorial problems. In XCSP³, as shown in Figure 2.1, you can declare:

- *discrete* variables, that come in three categories:
 - *simple* discrete variables
 - * integer variables, including 0/1 variables that can be used to represent Boolean variables too
 - * symbolic variables
 - *complex* discrete variables
 - * set variables
 - * graph variables
 - *stochastic* discrete variables
- *continuous* variables
 - *real* variables
 - *qualitative* variables

You can also declare:


- *k*-dimensional arrays of variables, with $k \geq 1$

Recall that stand-alone variables as well as arrays of variables must be put inside the element `<variables>`, as follows:

 **Syntax 3**

```
<variables>
  (<var.../> | <array.../>)+
</variables>
```

Also as already mentioned, for the syntax, we combine XML and BNF, with BNF non-terminals written in dark blue italic form (see Appendix B). The general syntax of an element `<var>` is:

 **Syntax 4**

```
<var id="identifier" [type="varType"]>
  ...                                     // Domain description
</var>
```

A stand-alone variable can thus be declared by means of an element `<var>`, and its identification is given by the value of the required attribute `id`. In accordance with the value ("*integer*" by default) of the attribute `type`, this element contains the description of its domain, i.e., the values that can possibly be assigned to it.

Sometimes, however, an element `<var>` has no content at all. Actually, there are three such situations:

- when a variable is qualitative, its domain is implicit, as we shall see in Section 2.8,
- when a (non-qualitative) variable has an empty domain, as discussed in Section 2.10,
- when the attribute `as` is present.

For the last case, we have:



Syntax 5

```
<var id="identifier" [type="varType"] as="identifier" />
```

The value of **as** must correspond to the value of the attribute **id** of another element. When this attribute is present, the content of the element is exactly the same as the one that is referred to (as if we applied a copy and paste operation), as discussed in Section 10.5. From now on, for simplicity, we shall systematically omit the optional attribute **as**, although its role will be illustrated in the section about integer variables.

The general syntax of an element **<array>** is:



Syntax 6

```
<array id="identifier" [type="varType"] size="dimensions" [startIndex="integer"]>
  ...
  // Domain description
</array>
```

The chapter is organized as follows. From Section 2.1 to Section 2.8, we develop the syntax for the different types of stand-alone variables, namely, 0/1 variables, integer variables, symbolic variables, real variables, set variables, graph variables, stochastic variables and qualitative variables. Then, in Section 2.9, we describe arrays of variables, and in Section 2.10 we discuss about variables with empty domains as well as about undefined and useless variables. In the last section of this chapter, Section 2.11, we show how solutions can be represented.

2.1 Zero/One Variables

There is no specific language keyword for denoting a 0/1 variable. Instead, a 0/1 variable is defined as an integer variable (see next section).

Remark 2 In $XCSP^3$, there is no difference between a 0/1 variable and a Boolean variable: when appropriate, 0 stands for false and 1 stands for true.

2.2 Integer Variables

Integer variables are given a domain of values by listing them, using whitespace as separator. More precisely, the content of an element **<var>** that represents an integer variable is an ordered sequence of integer values and integer intervals. We have for example:


- 1 5 10 that corresponds to the set $\{1, 5, 10\}$.
- 1..3 7 10..14 that corresponds to the set $\{1, 2, 3, 7, 10, 11, 12, 13, 14\}$.



Syntax 7


```
<var id="identifier" [type="integer"]>
  ((intVal | intIntvl) wspace)*
</var>
```

As an illustration, below, both variables `foo` and `bar` exhibit the same domain, whereas `qux` mixes integer and integer intervals:

 **Example 8**


```
<var id="foo"> 0 1 2 3 4 5 6 </var>
<var id="bar"> 0..6 </var>
<var id="qux"> -6..-2 0 1..3 4 7 8..11 </var>
```

As mentioned earlier, declaring a 0/1 variable is made explicitly, i.e. with the same syntax as an “ordinary” integer variable. For example, below, `b1` and `b2` are two 0/1 variables that can be served as Boolean variables in logical expressions:

 **Example 9**


```
<var id="b1"> 0 1 </var>
<var id="b2"> 0 1 </var>
```

Not all domains of integer variables are necessarily finite. Indeed, it is possible to use the special value *infinity*, preceded by the mandatory sign `+` or `-` (necessarily, as a bound for an integer interval). For example:

 **Example 10**

```
<var id="x"> 0..+infinity </var>
<var id="y"> -infinity..+infinity </var>
```

Finally, when domains of certain variables are similar, and it appears that declaring array(s) is not appropriate, we can use the optional attribute `as` to indicate that an element has the same content as another one; the value of `as` must be the value of an attribute `id`, as explained in Section 10.5 of Chapter 10. Below, v_2 is a variable with the same domain as v_1 .

 **Example 11**

```
<var id="v1"> 2 5 8 9 12 15 22 25 30 50 </var>
<var id="v2" as="v1" />
```

Remark 3 As shown by the syntax, for an integer variable, the attribute `type` is optional: if present, its value must be `"integer"`.

Remark 4 The integer values and intervals listed in the domain of an integer variable must always be in increasing order, without several occurrences of the same value. For example, `0..10 10` is forbidden to be the content of an element `<var>`.

2.3 Symbolic Variables

A symbolic variable is defined from a finite domain containing a sequence of symbols as possible values (whitespace as separator). These symbols are identifiers, and so, must start with a letter. For a symbolic variable, the attribute `type` for element `<var>` is required, and its value must be `"symbolic"`.



Syntax 8

```
<var id="identifier" type="symbolic">
  (symbol whitespace)*
</var>
```

An example is given by variables `light`, whose domain is $\{green, orange, red\}$, and `person`, whose domain is $\{tom, oliver, john, marc\}$.



Example 12

```
<var id="light" type="symbolic"> green orange red </var>
<var id="person" type="symbolic"> tom oliver john marc </var>
```

Remark 5 Integer values and symbolic values cannot be mixed inside the same domain.

Remark 6 The values listed in the domain of a symbolic variable are not necessarily given in increasing (lexicographic) order, but they must be all distinct.

2.4 Real Variables

Real variables are given a domain of values by listing real intervals, using whitespace as separator. More precisely, the content of an element `<var>` that represents a real variable contains an ordered sequence of real intervals (two bounds separated by a comma and enclosed between open or closed square brackets), whose bounds are integer, decimal or rational values. In practice, most of the time, only one interval is given. For a real variable, the attribute `type` for element `<var>` is required, and its value must be `"real"`.



Syntax 9

```
<var id="identifier" type="real">
  (realIntvl whitespace)*
</var>
```

We have for example:



Example 13

```
<var id="w" type="real"> [0,+infinity[ </var>
<var id="x" type="real"> [-4,4] </var>
<var id="y" type="real"> [2/3,8.355] </var>
```

Remark 7 Whenever *infinity* is involved, the associated square bracket(s) must be open, so that we shall always write `]-infinity` and `+infinity[`.

Remark 8 The intervals listed in the domain of a real variable must always be in increasing order, without overlapping. For example, `[0,10] [8,20]` is forbidden as content of any element `<var>`.

2.5 Set Variables

Set variables have associated set domains. To begin with, we focus on integer set variables, i.e., on variables that must be assigned a set of integer values. It is usual¹ that a set domain is approximated by a set interval specified by its upper and lower bounds (subset-bound representation), defined by some appropriate ordering on the domain values [63, 64]. The core idea is to approximate the domain of a set variable s by a closed interval denoted $[s_{min}, s_{max}]$, specified by its unique least upper bound s_{min} , and unique greatest lower bound s_{max} , under set inclusion. We have s_{min} that contains the *required* elements of s and s_{max} that contains in addition the *possible* elements of s . For example, if $[s_{min} = \{1, 5\}, s_{max} = \{1, 3, 5, 6\}]$ is the domain of an integer set variable s , then it means that the elements 1 and 5 necessarily belong to s and that 3 and 6 are possible elements of s . The variable s can then be assigned any set in the lattice defined from s_{min} and s_{max} .

To define an integer set variable, we just have to introduce two elements `<required>` and `<possible>` within the element `<var>`. Such elements contain an ordered sequence of integers and integer intervals, as for ordinary integer variables. For an integer set variable, the attribute `type` for `<var>` is required, and its value must be `"set"`.



Syntax 10

```
<var id="identifier" type="set">
  [<required> ((intVal | intIntvl) whitespace)* </required>
  <possible> ((intVal | intIntvl) whitespace)* </possible>
</var>
```

An integer set variable s of domain $[\{1, 5\}, \{1, 3, 5, 6\}]$ is thus represented by:



Example 14

```
<var id="s" type="set">
  <required> 1 5 </required>
  <possible> 3 6 </possible>
</var>
```

It is also possible to define symbolic set variables. In that case, elements `<required>` and `<possible>` must each contain a sequence of symbols (identifiers). For a symbolic set variable, the attribute `type` for `<var>` is required, and its value must be `"symbolic set"`.



Syntax 11

```
<var id="identifier" type="symbolic set">
  [<required> (symbol whitespace)* </required>
  <possible> (symbol whitespace)* </possible>
</var>
```

The following example exhibits a symbolic set variable named `team`, which must contain elements Bob and Paul, and can additionally contain elements Emily, Luke and Susan.

¹There exist alternatives to represent domains, as the length-lex representation [65]. We might introduce them in the future if they become more popular in solvers.



Example 15

```

<var id="team" type="symbolic set">
  <required> Bob Paul </required>
  <possible> Emily Luke Susan </possible>
</var>

```

Remark 9 *It is forbidden to have a value present both in <required> and <possible>.*

2.6 Graph Variables

Graph variables have associated graph domains. More precisely, graph variables have domains that are approximated by the lattice of graphs included between two bounds: the greatest lower bound and the least upper bound of the lattice [49]. Graph variables can be directed or undirected, meaning that either edges or arcs are handled. For a graph variable g , the greatest lower bound g_{min} defines the set of nodes and edges/arcs which are known to be part of g while the least upper bound graph g_{max} defines the set of possible nodes and edges/arcs in g . For example, if $[g_{min} = (\{a, b\}, \{(a, b)\}), g_{max} = (\{a, b, c\}, \{(a, b), (a, c), (b, c)\})]$ is the domain of an undirected graph variable g , then it means that the nodes a and b , as well as the edge (a, b) necessarily belong to g and that the node c as well as the edges (a, c) and (b, c) are possible elements of g .

To define a graph variable, we have to introduce two elements <required> and <possible> within the element <var>. Inside these elements, we find the elements <nodes> and <edges> for an undirected graph variable, and the elements <nodes> and <arcs> for a directed graph variable. For a graph variable, the attribute `type` for <var> is required, and its value must be either "undirected graph" or "directed graph".



Syntax 12

```

<var id="identifier" type="undirected graph">
  [<required>
    <nodes> (symbol whitespace)* </nodes>
    <edges> "(" symbol " " symbol ")"* </edges>
  </required>
  <possible>
    <nodes> (symbol whitespace)* </nodes>
    <edges> "(" symbol " " symbol ")"* </edges>
  </possible>]
</var>

```



Syntax 13

```

<var id="identifier" type="directed graph">
  [<required>
    <nodes> (symbol whitespace)* </nodes>
    <arcs> "(" symbol " " symbol ")"* </edges>
  </required>
  <possible>


```

```

    <nodes> (symbol whitespace)* </nodes>
    <arcs> ("(" symbol "," symbol ")")* </edges>
  </possible>]
</var>

```

The example given by Figure 2.2, for an undirected graph variable g whose domain is $[(\{a, b\}, \{(a, b)\}), (\{a, b, c\}, \{(a, b), (a, c), (b, c)\})]$, is thus represented by:

 **Example 16**

```

<var id="g" type="undirected graph">
  <required>
    <nodes> a b </nodes>
    <edges> (a, b) </edges>
  </required>
  <possible>
    <nodes> c </nodes>
    <edges> (a, c) (b, c) </edges>
  </possible>
</var>

```



Figure 2.2: The domain of an undirected graph variable g

Remark 10 *It is forbidden to have an element (node, edge, or arc) present both in <required> and <possible>.*

2.7 Stochastic Variables

In some situations, when modeling a problem, it is useful to associate a probability distribution with the values that are present in the domain of an integer variable. Such variables are typically uncontrollable (i.e., not decision variables). This is for example the case with the Stochastic CSP (SCSP) framework introduced by T. Walsh [148] to capture combinatorial decision problems involving uncertainty. In XCSP³, the domain of an integer stochastic variable is defined as usual by a sequence of integers and integer intervals, but each element of the sequence is given a probability preceded by the symbol ":". The value of a probability can be 0, 1, a rational value or a decimal value in $]0, 1[$. Note that it is also possible to declare symbolic stochastic variables. For an integer stochastic variable, the attribute `type` for `<var>` is required, and its value must be `"stochastic"`.



Syntax 14

```
<var id="identifier" type="stochastic">
  ((intVal | intIntvl) ":" proba wspace) +
</var>
```

For a symbolic stochastic variable, the attribute `type` for `<var>` is required, and its value must be "symbolic stochastic".



Syntax 15

```
<var id="identifier" type="symbolic stochastic">
  (symbol ":" proba wspace) +
</var>
```

Of course, the sum of probabilities associated with the different possible values of a stochastic variable must be equal to 1, and consequently, it is not possible to build a stochastic variable with an empty domain.

An illustration is given by:



Example 17

```
<var id="foo" type="stochastic">
  5:1/6
  15:1/3
  25:1/2
</var>
<var id="dice" type="stochastic">
  1..6:1/6
</var>
<var id="coin" type="symbolic stochastic">
  heads:0.5
  tails:0.5
</var>
```

Remark 11 *When the probability is associated with an integer interval, it applies independently to every value of the interval.*

2.8 Qualitative Variables

In qualitative spatial and temporal reasoning (QSTR) [74], one has to reason with entities that corresponds to points, intervals, regions, ... The variables that are introduced represent such entities, and their domains, being continuous, cannot be described extensionally. This is the reason why we simply use the attribute `type` to refer to the implicit domain of qualitative variables.

In XCSP³, we can currently refer to the following types:

- "point", when referring to the possible time points (or equivalently, points of the line)
- "interval", when referring to the possible time intervals (or equivalently, intervals of the line)

- "region", when referring to possible regions in Euclidean space (or in a topological space)

Syntax 16

```
<var id="identifier" type="point" />
<var id="identifier" type="interval" />
<var id="identifier" type="region" />
```

An illustration is given by:

Example 18

```
<var id="foo" type="point" />
<var id="bar" type="interval" />
<var id="qux" type="region" />
```

Remark 12 *Other domains for qualitative variables might be introduced in the future.*

2.9 Arrays of Variables

Interestingly, XCSP³ allows us to declare k -dimensional arrays of variables, with $k \geq 1$, by introducing elements `<array>` inside `<variables>`. We recall the general (simplified) syntax for arrays:

Syntax 17

```
<array id="identifier" [type="varType"] size="dimensions" [startIndex="integer"]>
  ...
</array>
```

Hence, for each such element, there is a required attribute `id` and a required attribute `size` whose value gives the structure of the array under the form "`[nb1]...[nbp]`" with `nb1, ..., nbp` being strictly positive integers. The number of dimensions of an array is the number of pairs of opening/closing square brackets, and the size of each dimension is given by its bracketed value. For example, if x is an array of 10 variables, you just write "`[10]`", and if y is a 2-dimensional array, 5 rows by 8 columns, you write "`[5][8]`". Indexing used for any dimension of an array starts at 0, unless the (optional) attribute `startIndex` gives another value. Of course, it is possible to define arrays of any kind of variables, as e.g., arrays of symbolic variables, arrays of set variables, etc. by using the attribute `type`: all variables of an array have the same type. The content of an element `<array>` of a specified type is defined similarly to the content of an element `<var>` of the same type, and basically, all variables of an array have the same domain, except if mixed domains are introduced (as we shall see in subsection 2.9.2).

To define an array x of 10 integer variables with domain 1..100, a 2-dimensional array y (5×8) of 0/1 variables, an array *diceYathzee* of 5 stochastic variables, and an array z of 12 symbolic set variables with domain $\{\{a, b\}, \{a, b, c, d\}\}$, we write:



Example 19

```

<array id="x" size="[10]"> 1..100 </array>
<array id="y" size="[5][8]"> 0 1 </array>
<array id="diceYathzee" size="[5]" type="stochastic">
  1..6:1/6
</array>
<array id="z" size="[12]" type="symbolic set">
  <required> a b </required>
  <possible> c d </possible>
</array>

```

Importantly, it is necessary to be able to identify variables in arrays. We simply use the classical “`[]`” notation, with indexing starting at 0 (unless another value is given by `startIndex`). For example, assuming that 0 is the “starting index”, $x[0]$ is the first variable of the array x , and $y[4][7]$ the last variable of the array y .

2.9.1 Using Compact Forms

Sometimes, one is interested in selecting some variables from an array, for example, the variables in the first row of a 2-dimensional array. We use integer intervals for that purpose, as in $x[3..5]$ and $y[2..3][0..1]$, and we refer to such expressions as *compact lists of array variables*. In a context where a list of variables is expected, it is possible to use this kind of notation, and the result is then considered to be a list of variables, ordered according to a lexicographic order \prec on index tuples (for example $y[2][4]$ is before $y[2][5]$ since $(2,4) \prec (2,5)$). On our previous example, in a context where a list of variables is expected, $x[3..5]$ denotes the list of variables $x[3]$, $x[4]$ and $x[5]$, while $y[2..3][0..1]$ denotes the list of variables $y[2][0]$, $y[2][1]$, $y[3][0]$ and $y[3][1]$. It is also possible to omit an index, with a meaning similar to using $0..s$ where s denotes the largest possible index. For example, $y[2][]$ is equivalent to $y[2][0..7]$.

Finally, one may wonder how compact lists of array variables (such as $x[3..5]$, $y[2..3][0..1]$, $x[]$, $y[][]$) precisely expand in the context of the XCSP³ elements that will be presented in the next chapters. The rule is the following:

1. if a 2-dimensional compact list (such as $y[][]$) appears in an element `<matrix>`, `<origins>`, `<lengths>`, `<rowOccurs>` or `<colOccurs>`, the compact list expands as a sequence of tuples (one tuple per row, with variables of the row separated by a comma, enclosed between parentheses). For example,

```

<matrix>
  y [] []
</matrix>

```

expands as:

```

<matrix>
  (y [0] [0] , y [0] [1] , ... , y [0] [7])
  (y [1] [0] , y [1] [1] , ... , y [1] [7])
  ...

```

```
(y[4][0], y[4][1], ..., y[4][7])
</matrix>
```

2. in all other situations, the compact list expands as a list of variables, with whitespace as a separator. For example, we have:

```
<list>
  y[2..3][0..1]
</list>
```

that expands as:

```
<list>
  y[2][0] y[2][1] y[3][0] y[3][1]
</list>
```

Using this rule, it is always possible to expand all compact lists of array variables in order to get a form of the problem instance with only references to simple variables.

2.9.2 Dealing With Mixed Domains

Sometimes, the variables from the same array naturally have mixed domains. One solution is to build a large domain that can be suitable for all variables, and then to post unary domain constraints. But this not very satisfactory.

Another solution with XCSP³ is to insert the different definitions of domains inside the `<array>` element. When several subsets of variables of an array have different domains, we simply have to put an element `<domain>` for each of these subsets. An attribute `for` indicates the list of variables to which the domain definition applies. The value of `for` can be a sequence (whitespace as separator) of variable identifiers (with compact forms authorized), or the special value `"others"`, which is used to declare a default domain. Only one element `<domain>` can have its attribute `for` set to `"others"`, and if it is present, it is necessary at the last position. The syntax for arrays that involve variables with different domains is:



Syntax 18

```
<array id="identifier" [type="varType"] size="dimensions" [startIndex="integer"]>
  (<domain for="(intVar whitespace)+"> ... </domain>)+
  [<domain for="others"> ... </domain>]
</array>
```

As an illustration, the 2-dimensional array x below is such that the variables of the first, second and third rows have 1..10, 1..20 and 1..15 as domains, respectively. Also, all variables of array y have $\{2, 4, 6\}$ as domain except for $y[4]$ whose domain is $\{0, 1\}$. Finally, all variables of array z have $\{0, 1\}$ as domain except for the variables that belong to the lists $z[[0..1]]$ and $z[[2][2..4]]$.



Example 20

```

<array id="x" size="[3][5]">
  <domain for="x[0][ ]"> 1..10 </domain>
  <domain for="x[1][ ]"> 1..20 </domain>
  <domain for="x[2][ ]"> 1..15 </domain>
</array>
<array id="y" size="[10]">
  <domain for="y[4]"> 0 1 </domain>
  <domain for="others"> 2 4 6 </domain>
</array>
<array id="z" size="[5][5][5]">
  <domain for="z[ ][0..1][ ] z[ ][2][2..4]"> 0..10 </domain>
  <domain for="others"> 0 1 </domain>
</array>

```

2.10 Empty Domains, Undefined and Useless Variables

In some (rare) cases, one may want to represent variables with empty domains. For example, if an inconsistency is detected during an inference process, it may be interesting to represent the state of the variable domains (including those that became empty). For all types of variables, except for qualitative ones, an empty content for an element `<var>` (or `<array>`) means that the domain is empty (if, of course, the attribute `as` is not present).

In our illustration, below, we have an integer variable x and a set variable y , with both an empty domain.



Example 21

```

<var id="x" />
<var id="y" type="set" />

```

We conclude this chapter with a short discussion about the concept of undefined and useless variables. An *undefined* (domain) variable is a variable with no domain definition (note that this is different from a variable having an empty domain). Actually, undefined variables can only belong to arrays showing different domains for subsets of variables: when a variable does not match any value of attributes `for`, then it is undefined, and so must be completely ignored (by solvers).

As an illustration, below, the variable $z[5]$ is undefined.



Example 22

```

<array id="z" size="[10]">
  <domain for="z[0..4]"> 1..10 </domain>
  <domain for="z[6..9]"> 1..20 </domain>
</array>

```

A variable is said *useless* if it is involved nowhere (neither in constraints nor in objective functions); otherwise, it is said *useful*. On the one hand, a useless variable can be the result of a reformulation/simplification process (and one may wish to keep such variables, for various

reasons). On the other hand, modeling can introduce useless variables, typically for symmetrical reasons, which may happen when introducing arrays of variables.

For the example below, suppose that only variables $[i][j]$ of t such that $i > j$ are involved in constraints. This means that all variables $[i][j]$ with $i \leq j$ are useless.



Example 23

```
| <array id="t" size="[8][8]" > 1..10 </array>
```

Remark 13 *It is not valid to have a variable both undefined and useful. In other words, it is not permitted in XCSP³ to have an undefined variable that is involved in a constraint or an objective.*

To summarize, undefined variables must be ignored by solvers, and useless variables can be discarded. We might consider introducing in the future new elements, attributes or annotations for clearly specifying which variables are useless, but note that it can be easily identified by parsers. The tool for checking solutions (and their costs) that we have developed are able to handle the presence or the absence of useless variables. So, users are given the possibility to submit complete instantiations or partial instantiations only involving useful variables.

2.11 Solutions

In XCSP³, we can also represent solutions, i.e., XCSP³ output. We simply use an element `<instantiation>` that gives a value for each (useful) variable of the instance. More precisely, to define a solution, we introduce two elements `<list>` and `<values>` inside the element `<instantiation>`: the i th variable of `<list>` is assigned the i th value of `<values>`. Obviously, it is not possible to have several occurrences of the same variable inside `<list>`.

There is a required attribute `type`. For decision problems, e.g., CSP or SCSP, its value is necessarily "solution". For optimization problems, e.g., COP or WCSP, its value is either "solution" or "optimum", and another required attribute `cost` gives the cost of the (optimal) solution. The syntax is given below for integer variables only.



Syntax 19

```
<instantiation type="solution|optimum" [cost="integer"] >
  <list> (intVar whitespace)+ </list>
  <values> (intVal whitespace)+ </values>
</instantiation>
```

As an illustration, let us consider the optimization problem from Chapter 1. The optimal solution can be represented by:



Example 24

```
<instantiation type="optimum" cost="1700">
  <list> b c </list>
  <values> 2 2 </values>
</instantiation>
```

Of course, although the syntax is not developed here (because it is immediate), for solutions, it is possible to deal with other types of variables:

- for symbolic variables, values are represented by symbols as e.g., **green**, **lucie** or **b**,
- for real variables, values are represented by real numbers or intervals as e.g., 7.2 or [3.01, 3.02],
- for set variables, values are represented by set values, as e.g., {2, 3, 7} or {}.

Importantly, when some useless variables are present in an instance, the user is offered three possibilities to deal with them:

- the useless variables (and of course their values) are not listed,
- the useless variables are given the special value '*',
- the useless variables are given any value from their domains.

Let us illustrate this with a small CSP example. The following instance involves an array of 4 variables, but one of them, $x[3]$, is useless.



Example 25

```
<instance format="XCSP3" type="CSP">
  <variables>
    <array id="x" size="4"> 1..3 </array>
  </variables>
  <constraints>
    <intension> eq(add(x[0],x[1]),x[2]) </intension>
  </constraints>
</instance>
```

To represent the solution $x[0] = 1, x[1] = 1, x[2] = 2$, one can choose between the three following representations:



Example 26

```
<instantiation type="solution">
  <list> x[0] x[1] x[2] </list>
  <values> 1 1 2 </values>
</instantiation>
```



Example 27

```
<instantiation type="solution">
  <list> x[] </list>
  <values> 1 1 2 * </values>
</instantiation>
```



Example 28

```

<instantiation type="solution">
  <list> x[] </list>
  <values> 1 1 2 1 </values>
</instantiation>

```

For the last representation, we could have chosen the value 2 or the value 3 for the last variable $x[3]$. Note that the interest of these different forms clearly depends on the context.

Remark 14 *Interestingly, a solution can be perceived as a constraint; see Section 4.1.8.2. The attributes are thus simply ignored.*

Since Specifications 3.0.7, one may use compact forms of integer sequences. This is the case for:

- <lengths> in <ordered>
- <coeffs> in <sum>
- <lengths> in <noOverlap>
- <lengths> and <heights> in <cumulative>
- <sizes> in <binPacking>
- <weights> and <profits> in <knapsack>
- <weights> and <balance> in <flow>
- <values> in <instantiation>

We can then write vxk for the integer v occurring k times in sequence. The last example above can then be equivalently written:



Example 29

```

<instantiation type="solution">
  <list> x[] </list>
  <values> 1x2 2 1 </values>
</instantiation>

```

3

Objectives

There are two kinds of elements that can be used for representing objectives. You can use:

- an element `<minimize>`
- or an element `<maximize>`

These elements must be put inside `<objectives>`. The role of the attribute `combination` will be explained at the end of this chapter.



Syntax 20

```
<objectives [combination="combinationType"]>
  (<minimize.../> | <maximize.../>)+
</objectives>
```

Each element `<minimize>` and `<maximize>` has an optional attribute `id` and an optional attribute `type`, whose value can currently be:

- "expression"
- "sum"
- "minimum"
- "maximum"
- "nValues"
- "lex"

3.1 Objectives in Functional Forms

The default value for `type` is "expression", meaning that the content of the element `<minimize>` or `<maximize>` is necessarily a numerical functional expression (of course, possibly just a vari-

able) built from operators described in Tables 4.1 and 5.1 for COP instances (that deal with integer values only), and Table 6.1 for NCOP instances (that deal with real values).

An objective in functional form is thus defined by an element `<minimize>` or `<maximize>`. We only give the syntax of `<minimize>` (as the syntax for `<maximize>` is quite similar) for COP instances. Here, an integer functional expression is referred to as *intExpr* in the syntax box below; its precise syntax is given in Appendix B.

Syntax 21

```
<minimize [id="identifier"] [type="expression"]>
  intExpr
</minimize>
```

For NCOP instances, just replace above *intExpr* by *realExpr*.

An example is given below for an objective *obj1* that consists in minimizing the value of the variable *z*, and an objective *obj2* that consists in maximizing the value of the expression $x + 2y$.

Example 30

```
<minimize id="obj1"> z </minimize>
<maximize id="obj2"> add(x,mul(y,2)) </maximize>
```

This way of representing objectives is generic, but when possible, it is better to use specialized forms in order to simplify the XCSP³ code and also to inform directly solvers of the nature of the objective(s).

3.2 Objectives in Specialized Forms

Whatever is the type among "sum", "minimum", "maximum", "nValues" and "lex", two forms are possible. We show this for the element `<minimize>`, but of course, this is quite similar for the element `<maximize>`. Here, we give the syntax for COP instances:

Syntax 22

```
<minimize [id="identifier"] type="sum|minimum|maximum|nValues|lex">
  <list> (intVar wspace)2+ </list>
  [<coeffs> (intVal wspace)2+ | (intVar wspace)2+ </coeffs>]
</minimize>
```

For NCOP instances, you just have to replace `(intVar wspace)2+` and `(intVal wspace)2+` by `(realVar wspace)2+` and `(realVal wspace)2+`.

There is one possible coefficient per variable. When the element `<coeffs>` is absent, coefficients are all assumed to be equal to 1, and the opening/closing tags for `<list>` become optional, which gives:



Syntax 23

```
<minimize [id="identifier" type="sum|minimum|maximum|nValues|lex">
  (intVar whitespace)2+ // Simplified Form
</minimize>
```

For the semantics, we consider that $X = \langle x_1, x_2, \dots, x_k \rangle$ and $C = \langle c_1, c_2, \dots, c_k \rangle$ denote the lists of variables and coefficients. Also, minimize_{lex} denotes minimization over tuples when considering the lexicographic order. Finally, the type is given as third argument of elements `minimize` below.



Semantics 1

```
minimize(X, C, sum) : minimize  $\sum_{i=1}^{|X|} c_i \times x_i$ 
minimize(X, C, minimum) : minimize  $\min_{i=1}^{|X|} c_i \times x_i$ 
minimize(X, C, maximum) : minimize  $\max_{i=1}^{|X|} c_i \times x_i$ 
minimize(X, C, nValues) : minimize  $\{c_i \times x_i : 1 \leq i \leq |X|\}$ 
minimize(X, C, lex) : minimizelex  $\langle c_1 \times x_1, c_2 \times x_2, \dots, c_k \times x_k \rangle$ 
```

The following example shows an objective `obj1` that consists in minimizing $2x_1 + 4x_2 + x_3 + 4x_4 + 8x_5$, and an objective `obj2` that consists in minimizing the highest value among those taken by variables y_1, y_2, y_3, y_4 .



Example 31

```
<minimize id="obj1" type="sum">
  <list> x1 x2 x3 x4 x5 </list>
  <coeffs> 2 4 1 4 8 </coeffs>
</minimize>
<minimize id="obj2" type="maximum">
  <list> y1 y2 y3 y4 </list>
</minimize>
```

Because the opening and closing tags of `<list>` are optional here (as there is no element `<coeffs>`), the objective "obj2" can be simply written:



Example 32

```
<minimize id="obj2" type="maximum"> y1 y2 y3 y4 </minimize>
```

Generalized Forms of Objectives (Views). Any objective (in specialized form) defined with `<minimize>` or `<maximize>` always contains an element `<list>`. Instead of listing variables, it is also possible to list integer expressions:

```
<list> (intExpr whitespace)2+ </list>
```

as for example in:



Example 33

```
<minimize type="maximum">
  <list> add(s[0],61) add(s[1],9) add(s[2],87) </list>
</minimize>
```

which can be simplified as:



Example 34

```
<minimize type="maximum">
  add(s[0],61) add(s[1],9) add(s[2],87)
</minimize>
```

Similarly, instead of listing integers or variables, it is also possible to list integer expressions in the element `<coeffs>`:

```
<coeffs> (intExpr wspace)2+ </coeffs>
```

3.3 Multi-objective Optimization

When dealing with several objectives, it is possible to indicate how these objectives must be combined. The element `<objectives>` has an optional attribute `combination`. Current possible values for this attribute are:

- "lexico": the objectives are lexicographically ordered (according to their positions in `<objectives>`).
- "pareto": no objective is more important than another one.

Note that this attribute is forbidden when there is only one objective. The default value is "pareto". More values might be introduced in the future.

For the following example, we try first to minimize the value of z , and in case of equality, we try to maximize the value of the expression $x + (y - 10)$.



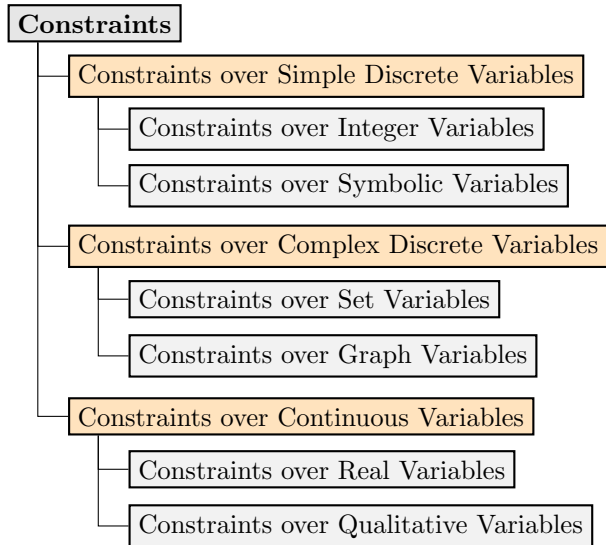
Example 35

```
<objectives combination="lexico">
  <minimize id="obj1"> z </minimize>
  <maximize id="obj2"> add(x,sub(y,10)) </maximize>
</objectives>
```

Part II

Constraints

In this part of the document, we show how basic forms of constraints are represented in XCSP³. This part contains three chapters, as follows:



4

Constraints over Simple Discrete Variables

The element `<constraints>` may contain many kinds of elements, as `<constraint.../>` denotes any kind of stand-alone constraint as shown in Appendix B. For example, this can be `<sum.../>`, `<intension.../>`, `<regular.../>`, `<allDifferent.../>`, and so on. In this chapter, we are interested in constraints over simple discrete variables that are either integer or symbolic variables. First, we focus on (elementary) constraints that involve integer variables. Of course, this includes constraints involving 0/1 variables, which also serve in our format as Boolean variables. Some of these constraints are also appropriate for symbolic variables, as we shall see at the end of this chapter. Constraints involving set, graph and continuous variables will be introduced in next chapters.

Each constraint corresponds to an XML element that is put inside the element `<constraints>`. Each constraint has an optional attribute `id`, and contains one or several XML elements that can be seen as the parameters of the constraint. A constraint parameter is an XML element that usually contains a simple term like a numerical value (possibly, an interval), a variable `id`, or a more complex term like a list of values, a list of (`ids` of) variables or a list of tuples.

Note that many global constraints have been introduced in CP; see [143, 122, 10]. For a well-detailed documentation, we solicit the reader to consult the [global constraint catalog](#). Below, we introduce constraints per family as shown by Figure 4.1.

For the syntax, we invite the reader to consult Chapter 1 and Appendix B. Recall that BNF non-terminals are written in dark blue italic form, such as for example *intVar* and *intVal* that respectively denote an integer variable and an integer value. In XCSP³, an *intVar* corresponds to the `id` of a variable declared in `<variables>` and an *intVal* corresponds to a value in \mathbb{N} . Note that when the value of a parameter can be an *intVal* or an *intVar*, we only give the semantics for *intVar*. To simplify the presentation, we omit to specify `[id="identifier"]` when introducing the various types of constraints.

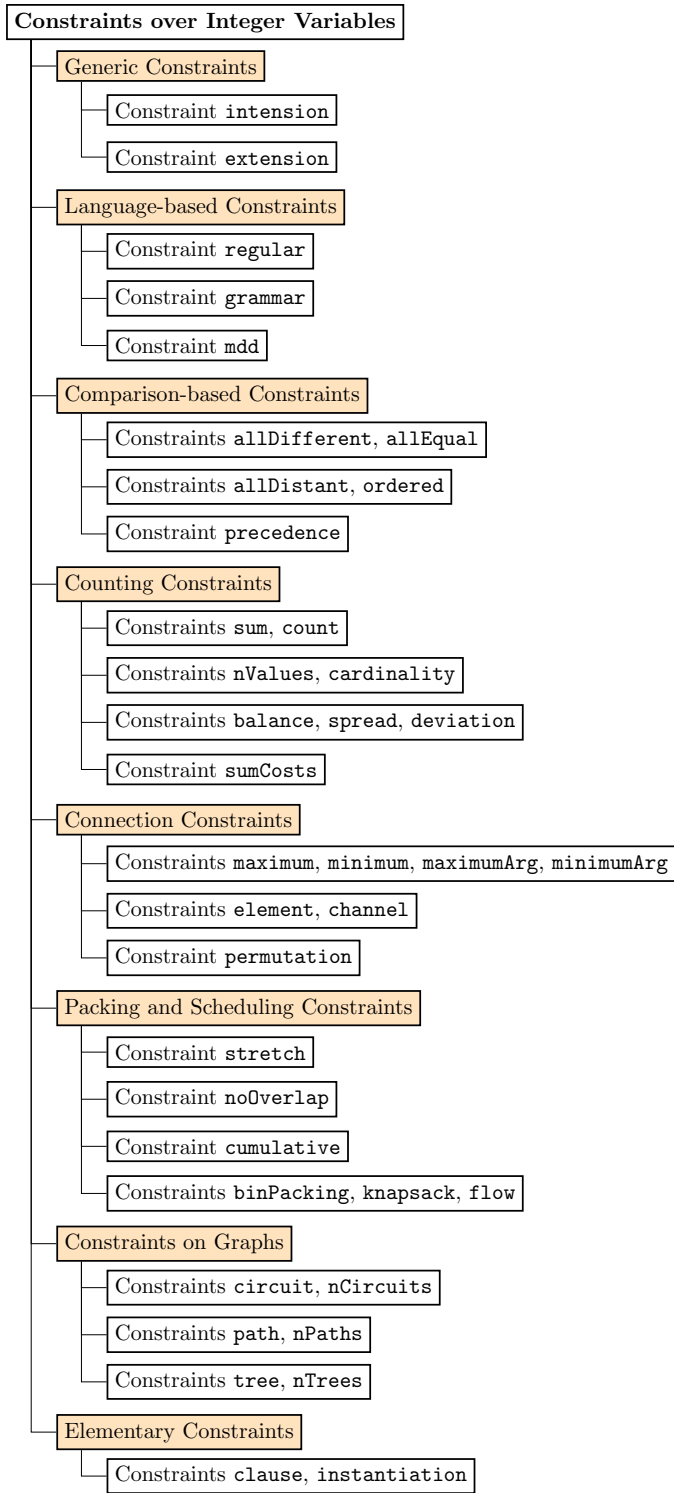


Figure 4.1: The different types of constraints over integer variables.

4.1 Constraints over Integer Variables

4.1.1 Generic Constraints

In this section, we present general ways of representing constraints, namely, intentional and extensional forms of constraints. We also include so-called hybrid forms of extensional constraints (initially called smart constraints [93]) that represent a kind of hybridization between intentional and extensional forms. The elements we introduce are:

1. **intension**
2. **extension**

4.1.1.1 Constraint intension

Intentional constraints form an important type of constraints. They are defined from Boolean expressions, usually called predicates. For example, the constraint $x + y = z$ corresponds to an equation that is an expression evaluated to *true* or *false* according to the values assigned to the variables x , y and z . Predicates are represented under functional form in XCSP³: the function name appears first, followed by the operands between parenthesis (with comma as a separator). The XCSP³ representation of the constraint $x + y = z$ is *eq*(*add*(x, y), z). Operators on integers (including Booleans since we assume that *false* = 0 and *true* = 1) that can be used to build predicates are presented in Table 4.1. When we refer to a Boolean operand or result, we mean either the integer value 0 or the integer value 1. This allows us to combine Boolean expressions with arithmetic operators (for example, addition) without requiring any type conversions. For example, it is valid to write *eq*(*add*(*lt*($x, 5$), *lt*(y, z)), 1) for stating that exactly one of the Boolean expressions $x < 5$ and $y < z$ must be true, although it may be possible (and more relevant) to write it differently.

Remark 15 *Everytime we are referring to (the result of) a Boolean expression, think about either the integer value 0 (false) or the integer value 1 (true).*

An intensional constraint is defined by an element `<intension>`, containing an element `<function>` that describes the functional representation of the predicate, referred to as *boolExpr* in the syntax box below, and whose precise syntax is given in Appendix B.

Syntax 24

```
<intension>
|  <function> boolExpr </function>
|  </intension>
```

Note that the opening and closing tags for `<function>` are optional, which gives:

Syntax 25

```
<intension> boolExpr </intension>
```

// Simplified Form

Below, P denotes a predicate expression with r formal parameters (not shown here, for simplicity), $X = \langle x_1, x_2, \dots, x_r \rangle$ a sequence of r variables, the scope of the constraint, and $P(x_1, x_2, \dots, x_r)$ the value (0 or 1) returned by P for any instantiation of the variables of X .

Operation	Arity	Syntax	Semantics
Arithmetic (integer operands and integer result)			
Opposite	1	$\text{neg}(x)$	$-x$
Absolute Value	1	$\text{abs}(x)$	$ x $
Addition	$r \geq 2$	$\text{add}(x_1, \dots, x_r)$	$x_1 + \dots + x_r$
Subtraction	2	$\text{sub}(x, y)$	$x - y$
Multiplication	$r \geq 2$	$\text{mul}(x_1, \dots, x_r)$	$x_1 * \dots * x_r$
Integer Division	2	$\text{div}(x, y)$	x/y
Remainder	2	$\text{mod}(x, y)$	$x \% y$
Square	1	$\text{sqr}(x)$	x^2
Power	2	$\text{pow}(x, y)$	x^y
Minimum	$r \geq 2$	$\text{min}(x_1, \dots, x_r)$	$\min\{x_1, \dots, x_r\}$
Maximum	$r \geq 2$	$\text{max}(x_1, \dots, x_r)$	$\max\{x_1, \dots, x_r\}$
Distance	2	$\text{dist}(x, y)$	$ x - y $
Relational (integer operands and Boolean result)			
Less than	2	$\text{lt}(x, y)$	$x < y$
Less than or equal	2	$\text{le}(x, y)$	$x \leq y$
Greater than or equal	2	$\text{ge}(x, y)$	$x \geq y$
Greater than	2	$\text{gt}(x, y)$	$x > y$
Different from	2	$\text{ne}(x, y)$	$x \neq y$
Equal to	$r \geq 2$	$\text{eq}(x_1, \dots, x_r)$	$x_1 = \dots = x_r$
Set (a_i : integers, s : set of integers (no variable permitted), x : integer operand)			
Empty set	0	$\text{set}()$	\emptyset
Non-empty set	$r > 0$	$\text{set}(a_1, \dots, a_r)$	$\{a_1, \dots, a_r\}$
Membership	2	$\text{in}(x, s)$	$x \in s$
Logic (Boolean operands and Boolean result)			
Logical not	1	$\text{not}(x)$	$\neg x$
Logical and	$r \geq 2$	$\text{and}(x_1, \dots, x_r)$	$x_1 \wedge \dots \wedge x_r$
Logical or	$r \geq 2$	$\text{or}(x_1, \dots, x_r)$	$x_1 \vee \dots \vee x_r$
Logical xor	$r \geq 2$	$\text{xor}(x_1, \dots, x_r)$	$x_1 \oplus \dots \oplus x_r$
Logical equivalence	$r \geq 2$	$\text{iff}(x_1, \dots, x_r)$	$x_1 \Leftrightarrow \dots \Leftrightarrow x_r$
Logical implication	2	$\text{imp}(x, y)$	$x \Rightarrow y$
Control			
Alternative	3	$\text{if}(b, x, y)$	value of x , if b is true, value of y , otherwise

Table 4.1: Operators on integers that can be used to build predicates. As Boolean values *false* and *true* are represented by integer values 0 and 1, when an integer (operand/result) is expected, one can provide a Boolean value. In other words, “integer” encompasses “Boolean”. For example, for arithmetic operators, operands can simply be 0/1 (Boolean).



Semantics 2

intension(X, P), with $X = \langle x_1, x_2, \dots, x_r \rangle$ and P a predicate iff
 $P(x_1, x_2, \dots, x_r) = 1$ // recall that 1 stands for true

For example, for constraints $c_1 : x + y = z$ and $c_2 : w \geq z$, we have:



Example 36

```
<intension id="c1">
  <function> eq(add(x,y),z) </function>
</intension>
<intension id="c2">
  <function> ge(w,z) </function>
</intension>
```

or, equivalently, in simplified form:



Example 37

```
<intension id="c1"> eq(add(x,y),z) </intension>
<intension id="c2"> ge(w,z) </intension>
```

Most of the time, intensional constraints correspond to primitive constraints which admit specialized filtering algorithms, such as the binary operators $=, \neq, <, \dots$. When parsing, it is rather easy to identify those primitive constraints.

Remark 16 *It is not possible to use compact lists of array variables (see Chapter 2) and "+/-infinity" values in predicates.*

Remark 17 *Building expressions that involve integer division (with operator `div` or `mod`) where either operand can be negative is **strongly discouraged**. In case of such a situation, the rule is "rounding towards 0" (as in C or Java). Do note that language designers had to choose if their language will round towards zero, negative infinity, or positive infinity when doing integer division.*

4.1.1.2 Constraint extension

Extensional constraints, also called table constraints form another important type of constraints. They are defined by enumerating the list of tuples that are allowed (supports) or forbidden (conflicts). Some algorithms for binary extensional constraints are AC3 [91], AC4 [99], AC6 [19], AC2001 [27], AC3^{rm} [81] and AC3^{bit+rm} [86]. Some algorithms for non-binary extensional constraints are GAC-schema [26], GAC-nextIn [89], GAC-nextDiff [61], GAC-va [85], STR2 [79], AC5TC-Tr [92], STR3 [82] and GAC4r [103]. The state-of-the-art algorithm is CT (Compact-Table), as described in [48, 146]; a filtering algorithm based on similar principles has been independently proposed in [150].

An extensional constraint contains then two elements. The first element is an element `<list>` that indicates the scope of the constraint (necessarily a list of variable ids). The second element is either an element `<supports>` or an element `<conflicts>`, depending on the semantics of the *ordinary* tuples that are listed in lexicographic order within the element.

For classical non-unary *positive* table constraints, we have:

Syntax 26

```
<extension>
  <list> (intVar whitespace)2+ </list>
  <supports> "(" intVal ("," intVal)+ ")"* </supports>
</extension>
```

Semantics 3

$\text{extension}(X, S)$, with $X = \langle x_1, x_2, \dots, x_r \rangle$ and S the set of supports, iff
 $\langle x_1, x_2, \dots, x_r \rangle \in S$

Prerequisite : $\forall \tau \in S, |\tau| = |X| \geq 2$

For classical non-unary *negative* table constraints, we have:

Syntax 27

```
<extension>
  <list> (intVar whitespace)2+ </list>
  <conflicts> "(" intVal ("," intVal)+ ")"* </conflicts>
</extension>
```

Semantics 4

$\text{extension}(X, C)$, with $X = \langle x_1, x_2, \dots, x_r \rangle$ and C the set of conflicts, iff
 $\langle x_1, x_2, \dots, x_r \rangle \notin C$

Prerequisite : $\forall \tau \in C, |\tau| = |X| \geq 2$

Here is an example with a ternary constraint c_1 defined on scope $\langle x_1, x_2, x_3 \rangle$ with supports $\{\langle 0, 1, 0 \rangle, \langle 1, 0, 0 \rangle, \langle 1, 1, 0 \rangle, \langle 1, 1, 1 \rangle\}$ and a quaternary constraint c_2 defined on scope $\langle y_1, y_2, y_3, y_4 \rangle$ with conflicts $\{\langle 1, 2, 3, 4 \rangle, \langle 3, 1, 3, 4 \rangle\}$.

Example 38

```
<extension id="c1">
  <list> x1 x2 x3 </list>
  <supports> (0,1,0) (1,0,0) (1,1,0) (1,1,1) </supports>
</extension>
<extension id="c2">
  <list> y1 y2 y3 y4 </list>
  <conflicts> (1,2,3,4) (3,1,3,4) </conflicts>
</extension>
```

Quite often, when modeling, there are groups of extensional constraints that share the same relations. It is then interesting to exploit the concept of syntactic group, presented in Section 10.1, or if not appropriate, the attribute `as` described in Section 10.5.

For unary table constraints, one uses a simplified form: supports and conflicts are indeed defined exactly as the domains of integer variables. It means that we directly put integer values and intervals in increasing order within `<supports>` and `<conflicts>`.

For unary positive table constraints, we have:

Syntax 28

```
<extension>
  <list> intVar </list>
  <supports> ((intVal | intIntvl) wspace)* </supports>
</extension>
```

For unary negative table constraints, we have:

Syntax 29

```
<extension>
  <list> intVar </list>
  <conflicts> ((intVal | intIntvl) wspace)* </conflicts>
</extension>
```

The semantics is immediate. As an illustration, the constraint c_3 corresponds to $x \in \{1, 2, 4, 8, 9, 10\}$.

Example 39

```
<extension id="c3">
  <list> x </list>
  <supports> 1 2 4 8..10 </supports>
</extension>
```

We have just considered ordinary tables that are tables containing *ordinary* tuples, i.e., classical sequences of values as in $(1, 2, 0)$. Short tables [101] can additionally contain *short* tuples, which are tuples involving the special symbol $*$ as in $(0, *, 2)$, and compressed tables [73, 151] can additionally contain *compressed* tuples, which are tuples involving sets of values as in $(0, \{1, 2\}, 3)$. We now introduce the XCSP³ representation of these extended forms of (non-unary) extensional constraints. For short table constraints, the syntax is obtained from that of non-unary ordinary table constraints given at the beginning of this section, by replacing *intVal* by *intValShort* in elements `<supports>` and `<conflicts>`; *intValShort* is defined by *intVal* | $*$ in Appendix B. The semantics is such that everytime the special symbol $*$ occurs in a tuple any possible value is accepted for the associated variable(s). For example, the following constraint c_4 has two short tuples, $\langle 1, *, 1, 2 \rangle$ and $\langle 2, 1, *, * \rangle$. Assuming that the domain of all variables is $\{1, 2\}$, the first short tuple is equivalent to the two ordinary tuples $\langle 1, 1, 1, 2 \rangle$ and $\langle 1, 2, 1, 2 \rangle$ whereas the second short tuple is equivalent to the four ordinary tuples $\langle 2, 1, 1, 1 \rangle$, $\langle 2, 1, 1, 2 \rangle$, $\langle 2, 1, 2, 1 \rangle$ and $\langle 2, 1, 2, 2 \rangle$.



Example 40

```

<extension id="c4">
  <list> z1 z2 z3 z4 </list>
  <supports> (1,*,1,2) (2,1,*,*) </supports>
</extension>

```

For compressed table constraints, the syntax is obtained from that of non-unary ordinary table constraints given at the beginning of this section, by replacing *intVal* by *intValCompressed* in elements *<supports>* and *<conflicts>*; *intValCompressed* is defined by *intVal* | "*" | *setVal* in Appendix B. The semantics is such that everytime a set of values occurs in a tuple any value from this set is accepted for the associated variable(s). The set of ordinary tuples represented by a compressed tuple τ is then the Cartesian product built from the components of τ . For example, in constraint c_5 , $\langle 0, \{1, 2\}, 0, \{0, 2\} \rangle$ is a compressed tuple representing the set of ordinary tuples in $\{0\} \times \{1, 2\} \times \{0\} \times \{0, 2\}$, which contains $\langle 0, 1, 0, 0 \rangle$, $\langle 0, 1, 0, 2 \rangle$, $\langle 0, 2, 0, 0 \rangle$ and $\langle 0, 2, 0, 2 \rangle$.



Example 41

```

<extension id="c5">
  <list> w1 w2 w3 w4 </list>
  <supports> (0,{1,2},0,{0,2}) (1,0,1,2) (2,{0,2},0,2) </supports>
</extension>

```

Remark 18 *In any table, ordinary tuples must always be given in lexicographic order, without any repetitions.*

4.1.1.3 Hybrid Forms of Constraint extension

An hybrid constraint *extension* (also called constraint *smart* [93]) is defined from an hybrid table, authorizing entries to contain simple arithmetic restrictions (which can be seen as intern constraints). An hybrid table contains then some hybrid tuples (at least, one), which involve restrictions of the form:

1. $x \odot a$
2. $x \in S$,
3. $x \in a..b$,
4. $x \notin S$
5. $x \notin a..b$
6. $x \odot y$
7. $x \odot y + a$
8. $x \odot y - a$
9. $x \odot y + z$
10. $x \odot y - z$

where x, y and z are variables in the scope of the constraint, a and b are integers, S is a set of integers, $a..b$ is an integer interval and \odot is a relational operator in the set $\{<, \leq, \geq, >, =, \neq\}$.

The semantics is the following: an ordinary tuple τ is allowed by an hybrid constraint **extension** c iff there exists at least one tuple in the table of c such that τ satisfies that tuple, including all restrictions (if any) imposed on it. Currently, there are two levels of hybridisation that can be subject to a filtering algorithm (enforcing generalized arc-consistency):

- level 1 of hybridisation, where restrictions correspond to unary constraints only; referred to as basic smart constraints in [145];
- level 2 of hybridisation, where some restrictions correspond to binary constraints; referred to as acyclic smart constraints in [93].

Here are the rules for representing in XCSP³ such restrictions in an hybrid tuple:

- the left operand (x) is never represented as it corresponds to the variable associated with the position in the tuple where the restriction is put
- the operator \in is never represented
- the operator \notin is represented by the UTF-16 character whose hexadecimal value is 2201
- S is naturally represented as a set, between brackets, as e.g., in $\{2, 3, 8\}$
- $a..b$ is naturally represented as an interval, as e.g., in $2..10$
- we use the following UTF-16 characters (values in hexadecimal here) to represent the relational operators:

- \neq : 2260
- $<$: FE64
- \leq : 2264
- \geq : 2265
- $>$: FE65

- the variable y (resp., z) occurring in the right operand of binary restrictions is represented by the character % followed by the index of y (resp., z) in the scope of the constraint.
- an attribute **type** is added to the element **<extension>**; its value is either "hybrid-1" or "hybrid-2", depending on the level of hybridisation of the table.

Sometimes, it is possible to transform ordinary tables into hybrid tables [39]. Hybrid tables can be useful for modeling, permitting compact and structured representation of constraints. They also facilitate the reformulation of constraints, including well-known global constraints.

As a first illustration, assuming that $dom(x_i) = \{1, 2, 3\}, \forall i \in 1..3$, the following table constraint:

$$\langle x_1, x_2, x_3 \rangle \in \{(1, 2, 1), (1, 3, 1), (2, 2, 2), (2, 3, 2), (3, 2, 3), (3, 3, 3)\}$$

can be represented by the following hybrid constraint c_1 :

x_1	x_2	x_3
*	≥ 2	$= x_1$

or in another equivalent form:

$$\langle x_1, x_2, x_3 \rangle \in \{(*, \geq 2, \%0)\}$$

which gives in XCSP³:



Example 42

```
<extension type="hybrid-2">
  <list> x1 x2 x3 </list>
  <supports> (*, ≥ 2, %0) </supports>
</extension>
```

As a second illustration, let us consider a car configuration problem. We assume that the cars to be configured have 2 colors (one for the body, $colB$, and the other for the roof, $colR$), a model number mod , an option pack pck , and an onboard computer cmp . A configuration rule states that, for a particular model number $a = 2$ and some fancy body color set $S = \{3, 5\}$, an option pack less than a certain pack $b = 4$ implies that the onboard computer cannot be the most powerful one, $c = 3$, and that the roof color has to be the same as the body color. We obtain:

$$(mod = a \wedge colB \in S \wedge pck < b) \Rightarrow (cmp \neq c \wedge colR = colB)$$

that can be represented under a disjunctive form:

$$mod \neq a \vee colB \notin S \vee pck \geq b \vee (cmp \neq c \wedge colR = colB)$$

which gives the following hybrid constraint c_2 :

mod	$colB$	$colR$	pck	cmp
$\neq 2$	*	*	*	*
*	$\notin \{3, 5\}$	*	*	*
*	*	*	≥ 4	*
*	*	$= colB$	*	$\neq 3$

or in another equivalent form:

$$\langle mod, colB, colR, pck, cmp \rangle \in \{ (\neq 2, *, *, *, *), (*, \notin \{3, 5\}, *, *, *), (*, *, *, \geq 4, *), (*, *, \%1, *, \neq 3) \}$$

which gives in XCSP³:



Example 43

```
<extension type="hybrid-2">
  <list> mod colB colR pck cmp </list>
  <supports>
    (≠ 2, *, *, *, *) (*, ∉ {3, 5}, *, *, *) (*, *, *, ≥ 4, *) (*, *, %1, *, ≠ 3)
  </supports>
</extension>
```

Finally, as an illustration of a global constraint that can be reformulated as an hybrid table constraint, we have:

$$\text{maximum}(\langle x_1, x_2, x_3, x_4 \rangle) = y$$

which gives the following hybrid constraint c_3 :

x_1	x_2	x_3	x_4	y
*	$\leq x_1$	$\leq x_1$	$\leq x_1$	$= x_1$
$\leq x_2$	*	$\leq x_2$	$\leq x_2$	$= x_2$
$\leq x_3$	$\leq x_2$	*	$\leq x_2$	$= x_3$
$\leq x_4$	$\leq x_4$	$\leq x_4$	*	$= x_4$

4.1.2 Constraints defined from Languages

In this section, we present constraints that are defined from advanced data structures such as automatas and diagrams, which are structures exhibiting languages. More specifically, we introduce:

1. **regular**
2. **grammar**
3. **mdd**

4.1.2.1 Constraint regular

The constraint **regular** [37, 105] ensures that the sequence of values assigned to the variables it involves forms a word that can be recognized by a deterministic (or non-deterministic) finite automaton. The scope of the constraint is given by the element **<list>**, and three elements, **<transitions>**, **<start>** and **<final>**, are introduced for representing respectively the transitions, the start state and the final (accept) states of the automaton. Note that the set of states and the alphabet can be inferred from **<transitions>**. When the automaton is non-deterministic, we can find two transitions (q_i, a, q_j) and (q_i, a, q_k) such that $q_j \neq q_k$. In what follows, **state** stands for any identifier and **states** for a sequence of identifiers (whitespace as separator).

Syntax 30

```

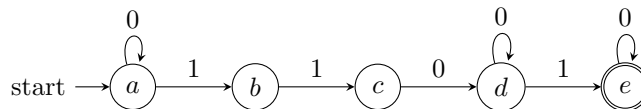
<regular>
  <list> (intVar whitespace)+ </list>
  <transitions> "(" state "," intVal "," state ")" + </transitions>
  <start> state </start>
  <final> (state whitespace)+ </final>
</regular>

```

Below, $L(A)$ denotes the language recognized by a deterministic (or non-deterministic) finite automaton A .

Semantics 5

regular(X, A), with $X = \langle x_1, x_2, \dots, x_r \rangle$ and A a finite automaton, iff
 $x_1 x_2 \dots x_r \in L(A)$



As an example, the constraint defined on scope $\langle x_1, x_2, \dots, x_7 \rangle$ from the simple automation depicted above is:



Example 44

```
<regular>
  <list> x1 x2 x3 x4 x5 x6 x7 </list>
  <transitions>
    (a,0,a)(a,1,b)(b,1,c)(c,0,d)(d,0,d)(d,1,e)(e,0,e)
  </transitions>
  <start> a </start>
  <final> e </final>
</regular>
```

4.1.2.2 Constraint grammar

The constraint `grammar` [133, 113, 70, 114, 71] ensures that the sequence of values assigned to the variables it involves belongs to the language defined by a formal grammar. The scope of the constraint is given by the element `<list>`, and three elements, `<terminal>`, `<rules>` and `<start>`, are introduced for representing respectively the terminal symbols (in our case, integer values), the production rules and the start non-terminal symbol of the grammar. Each rule is composed of a “head” word (on the left) containing an arbitrary number of symbols (provided that at least one of them is a non-terminal symbol) and a “body” word (on the right) containing an arbitrary number of symbols (possibly, none). It is important to note that both the head and body words are represented by a sequence of symbols, using whitespace as a separator between each pair of consecutive symbols. This avoids ambiguity, and besides, this allows us to infer the set of non-terminal symbols from `<terminal>` and `<rules>`. In what follows, *symbol* stands for any identifier.



Syntax 31

```
<grammar>
  <list> (intVar whitespace)+ </list>
  <terminal> (intVal whitespace)+ </terminal>
  <rules>
    (" (intVal | symbol) (whitespace (intVal | symbol))* ",
     [(intVal | symbol) (whitespace (intVal | symbol))*] ")")+
  </rules>
  <start> symbol </start>
</grammar>
```

Below, $L(G)$ denotes the language recognized by a formal grammar G .




Semantics 6

```
grammar( $X, G$ ), with  $X = \langle x_1, x_2, \dots, x_r \rangle$  and  $G$  a grammar, iff
 $x_1 x_2 \dots x_r \in L(G)$ 
```

As an example, let us consider the grammar defined from the set of non-terminal symbols $N = \{A, S\}$ (S being the start symbol), the set of terminal symbols $\Sigma = \{0, 1, 2\}$, and the following rules (with ϵ denoting the empty string):

- $S \rightarrow 0S$
- $S \rightarrow 1S$
- $A \rightarrow \epsilon$
- $A \rightarrow 2A$


This grammar describes the same language as the regular expression 0^*12^* . Assuming that x_1 , x_2 and x_3 are three integer variables with domain $\{0, 1, 2\}$, we could build a constraint grammar as follows:

 **Example 45**

```
<grammar>
  <list> x1 x2 x3 </list>
  <terminal> 0 1 2 </terminal>
  <rules> (S,0 S)(S,1 S)(A,)(A,2 A) </rules>
  <start> S </start>
</grammar>
```


4.1.2.3 Constraint mdd

The constraint mdd [40, 41, 42, 103] ensures that the sequence of values assigned to the variables it involves follows a path going from the root of the described MDD (Multi-valued Decision Diagram) to the unique terminal node. Because the graph is directed, acyclic, with only one root node and only one terminal node, we just need to introduce **<transitions>**.

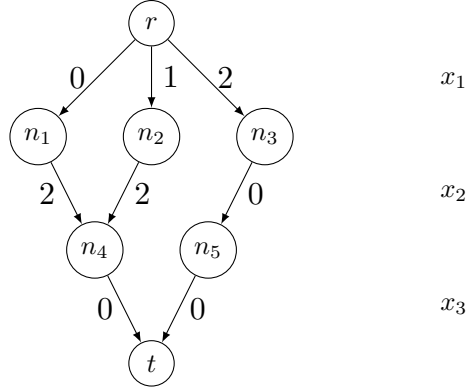
 **Syntax 32**

```
<mdd>
  <list> (intVar wspace)+ </list>
  <transitions> "(" state "," intVal "," state ")" </transitions>
</mdd>
```


Below, $L(M)$ denotes the language recognized by a MDD M .

 **Semantics 7**

```
mdd( $X, M$ ), with  $X = \langle x_1, x_2, \dots, x_r \rangle$  and  $M$  a MDD, iff
 $x_1 x_2 \dots x_r \in L(M)$ 
```



As an example, the constraint of scope $\langle x_1, x_2, x_3 \rangle$ is defined from the simple MDD depicted above (with root node r and terminal node t) as:

 **Example 46**

```

<mdd>
  <list> x1 x2 x3 </list>
  <transitions>
    (r,0,n1) (r,1,n2) (r,2,n3)
    (n1,2,n4) (n2,2,n4) (n3,0,n5)
    (n4,0,t) (n5,0,t)
  </transitions>
</mdd>

```

4.1.3 Comparison-based Constraints

In this section, we present constraints that are based on comparisons between pairs of variables. More specifically, we introduce:

1. `allDifferent` (capturing `allDifferentExcept`)
2. `allEqual` (capturing `allEqualExcept`)
3. `allDistant`
4. `ordered`
5. `precedence`

4.1.3.1 Constraint `allDifferent`

The constraint `allDifferent`, see [117, 142, 62], ensures that the variables in `<list>` must all take different values. A variant, called `allDifferentExcept` in the literature [10, 45], enforces variables to take distinct values, except those that are assigned to some specified values (often, the single value 0). This is the reason why we introduce an optional element `<except>`.



Syntax 33

```

<allDifferent>
  <list> (intVar wspace)2+ </list>
  [<except> (intVal wspace)+ </except>]
</allDifferent>

```

Note that the opening and closing tags of `<list>` are optional if `<list>` is the unique parameter of the constraint, which gives:



Syntax 34

```

<allDifferent> (intVar wspace)2+ </allDifferent> // Simplified Form

```



Semantics 8

```

allDifferent( $X, E$ ), with  $X = \langle x_1, x_2, \dots \rangle$ , iff
   $\forall (i, j) : 1 \leq i < j \leq |X|, x_i \neq x_j \vee x_i \in E \vee x_j \in E$ 
allDifferent( $X$ ) iff allDifferent( $X, \emptyset$ )

```

For example, below, the constraint c_1 forces all variables x_1, x_2, x_3, x_4, x_5 to take different values, and the constraint c_2 forces each of the variables of the 1-dimensional array y to take either the value 0 or a value different from the other variables.



Example 47

```

<allDifferent id="c1">
  x1 x2 x3 x4 x5
</allDifferent>
<allDifferent id="c2">
  <list> y[] </list>
  <except> 0 </except>
</allDifferent>

```

Remark 19 Possible restricted forms of `allDifferent` are possible by forcing variables to be, for example, symmetric and/or irreflexive. For more details, see Section 7.3.

Generalized Form of `allDifferent` (View). Remember that, for simplicity, the syntax and semantics in this document are given for rather strict forms, but the format can easily accept more sophisticated forms. This is related to the concept of view, as discussed in Section 10.4. Any `allDifferent` constraint contains an element `<list>`, where, instead of listing variables, one can list integer expressions:

```

<list> (intExpr wspace)2+ </list>

```

as for example in:



Example 48

```

<allDifferent>
  add(x1,1) add(x2,2) add(x3,3)
</allDifferent>

```

4.1.3.2 Constraint allEqual

The constraint `allEqual` ensures that all involved variables take the same value. This is mainly an ease of modeling. A variant called `allEqualExcept` enforces variables to take the same value, except those that are assigned to some specified values (often, the single value 0). This is the reason why we introduce an optional element `<except>`.



Syntax 35

```

<allEqual>
  <list> (intVar whitespace)2+ </list>
  [<except> (intVal whitespace)+ </except>]
</allEqual>

```

Note that the opening and closing tags of `<list>` are optional if `<list>` is the unique parameter of the constraint, which gives:



Syntax 36

```

<allEqual> (intVar whitespace)2+ </allEqual> // Simplified Form

```



Semantics 9

```

allEqual(X, E), with  $X = \langle x_1, x_2, \dots \rangle$ , iff
   $\forall (i, j) : 1 \leq i < j \leq |X|, x_i = x_j \vee x_i \in E \vee x_j \in E$ 
allEqual(X) iff allEqual(X,  $\emptyset$ )

```

As an example, we have:



Example 49

```

<allEqual>
  x1 x2 x3 x4 x5
</allEqual>

```

Generalized Form of allEqual (View). Any `allEqual` constraint contains an element `<list>`, where, instead of listing variables, one can list integer expressions:

```

<list> (intExpr whitespace)2+ </list>

```

as for example in:

Example 50

```
<allEqual>
  add(x1,1) add(x2,2) add(x3,3)
</allEqual>
```

4.1.3.3 Constraint allDistant

The constraint `allDistant` ensures that the distance between each pair of variables of `<list>` is subject to a numerical condition. In [119, 111], this constraint is studied with respect to the operator \geq , and called `interDistance`.

Syntax 37

```
<allDistant>
  <list> (intVar wspace)2+ </list>
  <condition> "(" operator "," operand ")" </condition>
</allDistant>
```

Semantics 10

$\text{allDistant}(X, (\odot, k))$, with $X = \langle x_1, x_2, \dots \rangle$, iff

$$\forall(i, j) : 1 \leq i < j \leq |X|, |x_i - x_j| \odot v$$

Below, the constraint c_1 corresponds to $|x_1 - x_2| \geq 2 \wedge |x_1 - x_3| \geq 2 \wedge |x_2 - x_3| \geq 2$, whereas the constraint c_2 guarantees that $\forall(i, j) : 1 \leq i < j \leq 4$, we have $2 \leq |y_i - y_j| \leq 4$

Example 51

```
<allDistant id="c1">
  <list> x1 x2 x3 </list>
  <condition> (ge,2) </condition>
</allDistant>
<allDistant id="c2">
  <list> y1 y2 y3 y4 </list>
  <condition> (in,2..4) </condition>
</allDistant>
```

4.1.3.4 Constraint ordered

The constraint `ordered` ensures that the variables of `<list>` are ordered in sequence according to a relational operator specified in `<operator>`, whose value must be in $\{<, \leq, \geq, >\}$. The optional element `<lengths>` indicates the minimum distances between any two successive variables of `<list>`.

Syntax 38

```
<ordered>
  <list> (intVar whitespace)2+ </list>
  [<lengths> (intVal whitespace)2+ | (intVar whitespace)2+ </lengths>]
  <operator> "lt" | "le" | "ge" | "gt" </operator>
</ordered>
```

Semantics 11

$\text{ordered}(X, L, \odot)$, with $X = \langle x_1, x_2, \dots \rangle$, $L = \langle l_1, l_2, \dots \rangle$ and $\odot \in \{<, \leq, \geq, >\}$, iff

$$\forall i : 1 \leq i < |X|, x_i + l_i \odot x_{i+1}$$

$\text{ordered}(X, \odot)$, with $X = \langle x_1, x_2, \dots \rangle$ and $\odot \in \{<, \leq, \geq, >\}$, iff

$$\forall i : 1 \leq i < |X|, x_i \odot x_{i+1}$$

Prerequisite : $|X| = |L| + 1$

Below, the constraint c_1 is equivalent to $x_1 < x_2 < x_3 < x_4$, and the constraint c_2 is equivalent to $y_1 + 5 \geq y_2 \wedge y_2 + 3 \geq y_3$.

Example 52

```
<ordered id="c1">
  <list> x1 x2 x3 x4 </list>
  <operator> lt </operator>
</ordered>
<ordered id="c2">
  <list> y1 y2 y3 </list>
  <lengths> 5 3 </lengths>
  <operator> ge </operator>
</ordered>
```

The constraints from the Global Constraint Catalog that are captured by `ordered` are:

- `increasing`, `strictly_increasing`
- `decreasing`, `strictly_decreasing`

As a matter of fact, if the element `<lengths>` is absent, one can define a constraint `ordered` without using the element `<operator>`: it suffices to add a special attribute `case` to `<ordered>`. This way, the opening and closing tags of `<list>` become optional, making the XCSP³ representation more compact.

Syntax 39

```
<ordered case="orderedType"> (intVar whitespace)2+ </ordered> // Simplified Form
```

The possible values for the attribute `case` are `"increasing"`, `"strictlyIncreasing"`, `"decreasing"` and `"strictlyDecreasing"`. The constraint c_1 , introduced above, can then be written:



Example 53

```
<ordered id="c1" case="strictlyIncreasing"> x1 x2 x3 x4 </ordered>
```

Remark 20 In the future, the format might be extended to include an element specifying the order (preferences between values) to follow.

4.1.3.5 Constraint precedence

The constraint **precedence**, see [78, 149], ensures that if a variable x of **<list>** is assigned the $i + 1$ th value of **<values>**, then another variable of **<list>**, that precedes x , is assigned the i th value of **<values>**. The optional attribute **covered** indicates whether each value of **<values>** must be assigned by at least one variable in **<list>** ("false", by default).



Syntax 40

```
<precedence>
  <list> (intVar whitespace)* </list>
  [<values [covered="boolean"]> (intVal whitespace)* </values>]
</precedence>
```

However, note that the parameter **<values>** is optional: when this is the case, **<values>** is assumed to be the ordered set of values that can be collected over the domains of variables in **<list>**. Also, note that the opening and closing tags of **<list>** are optional if **<list>** is the unique parameter of the constraint, which then gives:



Syntax 41

```
<precedence> (intVar whitespace)* </precedence> // Simplified Form
```

For the semantics, V^{cv} means **covered="true"**.



Semantics 12

```
precedence(X, V), with  $X = \langle x_1, x_2, \dots \rangle$  and  $V = \langle v_1, v_2, \dots \rangle$  iff
 $\forall i : 1 \leq i < |V|, v_{i+1} \in \{x_i : 1 \leq i \leq |X|\} \Rightarrow v_i \in \{x_i : 1 \leq i \leq |X|\}$ 
 $\forall i : 1 \leq i < |V| \wedge v_{i+1} \in \{x_i : 1 \leq i \leq |X|\},$ 
 $\min\{j : 1 \leq j \leq |X| \wedge x_j = v_i\} < \min\{j : 1 \leq j \leq |X| \wedge x_j = v_{i+1}\}$ 
precedence(X) iff precedence(X,  $\cup\{dom(x_i) : x_i \in X\}$ ) // ordered set being assumed
precedence(X,  $V^{cv}$ ) iff precedence(X, V)  $\wedge v_{|V|} \in \{x_i : 1 \leq i \leq |X|\}$ 
```



Example 54

```
<precedence>
  <list> x1 x2 x3 x4 </list>
  <values> 4 0 1 </values>
</precedence>
```

The constraint **precedence** captures **int_value_precede** and **int_value_precede_chain** in the Global Constraint Catalog. Note that **precedence** belongs now to XCSP³-core.

4.1.4 Counting and Summing Constraints

In this section, we present constraints that are based on counting the number of times variables or values satisfy a certain condition, and also those that are based on summations. More specifically, we introduce:

1. `sum` (sometimes called `linear` in the literature)
2. `count` (capturing `among`, `atLeast`, `atMost` and `exactly`)
3. `nValues` (capturing `nValuesExcept`)
4. `cardinality`
5. `balance`
6. `spread`
7. `deviation`
8. `sumCosts`

4.1.4.1 Constraint `sum`

The constraint `sum` is one of the most important constraint. When the optional element `<coeffs>` is missing, it is assumed that all coefficients are equal to 1. The constraint is subject to a numerical condition.

Syntax 42

```
<sum>
  <list> (intVar wspace)2+ </list>
  [ <coeffs> (intVal wspace)2+ | (intVar wspace)2+ </coeffs> ]
  <condition> "(" operator "," operand ")" </condition>
</sum>
```

Although in practice, coefficients are most the time integer values, we introduce the semantics with variable coefficients.

Semantics 13

$\text{sum}(X, C, (\odot, k))$, with $X = \langle x_1, x_2, \dots \rangle$, and $C = \langle c_1, c_2, \dots \rangle$, iff

$$\left(\sum_{i=1}^{|X|} c_i \times x_i \right) \odot k$$

Prerequisite : $|X| = |C| \geq 2$

The following constraint c_1 states that the values taken by variables x_1, x_2, x_3 and y must respect the linear function $x_1 \times 1 + x_2 \times 2 + x_3 \times 3 > y$.

Example 55

```
<sum id="c1">
  <list> x1 x2 x3 </list>
  <coeffs> 1 2 3 </coeffs>
  <condition> (gt, y) </condition>
</sum>
```

A form of **sum**, sometimes called **subset-sum** or **knapsack** [137, 106] involves the operator “in”, and ensures that the obtained sum belongs (or not) to a specified interval. The following constraint c_2 states that the values taken by variables y_1, y_2, y_3, y_4 must respect $2 \leq y_1 \times 4 + y_2 \times 2 + y_3 \times 3 + y_4 \times 1 \leq 5$.



Example 56

```
<sum id="c2">
  <list> y1 y2 y3 y4 </list>
  <coeffs> 4 2 3 1 </coeffs>
  <condition> (in,2..5) </condition>
</sum>
```

Since Specifications 3.0.7, one may use compact forms of integer sequences (in elements **<values>** of **<instantiation>** and **<coeffs>** of **<sum>**) by writing vxk for standing that the integer v occurs k times in sequence. This means that, assuming that w is an array of 6 integer variables, one can write:



Example 57

```
<sum>
  <list> w[] </list>
  <coeffs> 1x4 2x2 </coeffs>
  <condition> (le,10) </condition>
</sum>
```

instead of:



Example 58

```
<sum>
  <list> w[] </list>
  <coeffs> 1 1 1 1 2 2 </coeffs>
  <condition> (le,10) </condition>
</sum>
```

Generalized Form of sum (View). Any **sum** constraint contains an element **<list>**, where, instead of listing variables, one can list integer expressions:

```
<list> (intExpr whitespace)* </list>
```

As an illustration for **sum**, the constraint $(x_1 = 1) + (x_2 > 2) + (x_3 = 1) \leq 2$ can be written as:



Example 59

```
<sum>
  <list> eq(x1,1) gt(x2,2) eq(x3,1) </list>
  <condition> (le,2) </condition>
</sum>
```

Similarly, instead of listing variables (or integers), it is also possible to list integer expressions in the element **<coeffs>**:

<coeffs> (intExpr wspace)2+ </coeffs>

4.1.4.2 Constraint count

The constraint `count`, introduced in CHIP [12] and Sicstus [38], ensures that the number of variables in <list> which are assigned a value in <values> respects a numerical condition. It is also present in Gecode with the same name and in the Global Constraint Catalog where it is called `counts`. This constraint captures known constraints `atLeast`, `atMost`, `exactly` and `among`.

Syntax 43

```
<count>
  <list> (intVar wspace)2+ </list>
  <values> (intVal wspace)+ | (intVar wspace)+ </values>
  <condition> "(" operator "," operand ")" </condition>
</count>
```

To simplify, we assume for the semantics that V is a set of integer values.

Semantics 14

$\text{count}(X, V, (\odot, k))$, with $X = \langle x_1, x_2, \dots \rangle$, iff
 $|\{i : 1 \leq i \leq |X| \wedge x_i \in V\}| \odot k$

Below, c_1 enforces that the number of variables in $\{v_1, v_2, v_3, v_4\}$ that take the value of variable v must be different from the value of k_1 . Constraints c_2 , c_3 , c_4 and c_5 illustrate how to represent `atLeast`, `atMost`, `exactly` and `among`.

- c_2 represents `among`($k_2, \{w_1, w_2, w_3, w_4\}, \{1, 5, 8\}$);
- c_3 represents `atLeast`($k_3, \{x_1, x_2, x_3, x_4, x_5\}, 1$);
- c_4 represents `atMost`($2, \{y_1, y_2, y_3, y_4\}, 0$);
- c_5 represents `exactly`($k_5, \{z_1, z_2, z_3\}, z$).

Example 60

```
<count id="c1">
  <list> v1 v2 v3 v4 </list>
  <values> v </values>
  <condition> (ne,k1) </condition>
</count>
<count id="c2"> // among
  <list> w1 w2 w3 w4 </list>
  <values> 1 5 8 </values>
  <condition> (eq,k2) </condition>
</count>
<count id="c3"> // atLeast
  <list> x1 x2 x3 x4 x5 </list>
  <values> 1 </values>
  <condition> (ge,k3) </condition>
```

```

</count>
<count id="c4" > // atMost
  <list> y1 y2 y3 y4 </list>
  <values> 0 </values>
  <condition> (le,2) </condition>
</count>
<count id="c5"> // exactly
  <list> z1 z3 z3 </list>
  <values> z </values>
  <condition> (eq,k5) </condition>
</count>

```

Generalized Form of count (View). Any count constraint contains an element `<list>`, where, instead of listing variables, one can list integer expressions:

```
<list> (intExpr wspace)2+ </list>
```

4.1.4.3 Constraint nValues

The constraint `nValues` [21], ensures that the number of distinct values taken by variables in `<list>` respects a numerical condition. A variant, called `nValuesExcept` [21] discards some specified values (often, the single value 0). This is the reason why we introduce an optional element `<except>`.

Syntax 44

```

<nValues>
  <list> (intVar wspace)2+ </list>
  [<except> (intVal wspace)+ </except>]
  <condition> "(" operator "," operand ")" </condition>
</nValues>

```

Semantics 15

```

nValues( $X, E, (\odot, k)$ ), with  $X = \langle x_1, x_2, \dots \rangle$ , iff
   $|\{x_i : 1 \leq i \leq |X| \setminus E\} \odot k|$ 
nValues( $X, (\odot, k)$ ) iff nValues( $X, \emptyset, (\odot, k)$ )

```

Remark 21 *This element captures `atLeastNValues` and `atMostNValues`, since it is possible to specify the relational operator in `<condition>`.*

In the following example, the constraint c_1 states that there must be exactly three distinct values taken by variables x_1, \dots, x_4 , whereas c_2 states at most w distinct values must be taken by variables y_1, \dots, y_5 . The constraint c_3 ensures that two different values are taken by variables z_1, \dots, z_4 , considering that the value 0 must be ignored.



Example 61

```

<nValues id="c1">
  <list> x1 x2 x3 x4 </list>
  <condition> (eq,3) </condition>
</nValues>
<nValues id="c2">
  <list> y1 y2 y3 y4 y5 </list>
  <condition> (le,w) </condition>
</nValues>
<nValues id="c3">
  <list> z1 z2 z3 z4 </list>
  <except> 0 </except>
  <condition> (eq,2) </condition>
</nValues>

```

Remark 22 The constraint `increasingNValues` can be built by adding restriction `increasing` to `<list>`. For more details about restricted constraints, see section 7.3.

Generalized Form of `nValues` (View). Any `nValues` constraint contains an element `<list>`, where, instead of listing variables, one can list integer expressions:

```
<list> (intExpr wspace)2+ </list>
```

4.1.4.4 Constraint cardinality

The constraint `cardinality`, also called `globalCardinality` or `gcc` in the literature, see [118, 69], ensures that the number of occurrences of each value in `<values>`, taken by variables of `<list>`, is related to a corresponding element (value, variable or interval) in `<occurs>`. The element `<values>` has an optional attribute `closed` ("false", by default): when `closed="true"`, this means that all variables of `<list>` must be assigned a value from `<values>`.



Syntax 45

```

<cardinality>
  <list> (intVar wspace)2+ </list>
  <values [closed="boolean"]> (intVal wspace)+ | (intVar wspace)+ </values>
  <occurs> (intVal wspace)+ | (intVar wspace)+ | (intIntvl wspace)+ </occurs>
</cardinality>

```

For simplicity, for the semantics, we assume that V only contains values and O only contains variables. Note that V^{cl} means that `closed="true"`.



Semantics 16

$\text{cardinality}(X, V, O)$, with $X = \langle x_1, x_2, \dots \rangle$, $V = \langle v_1, v_2, \dots \rangle$, $O = \langle o_1, o_2, \dots \rangle$,
iff $\forall j : 1 \leq j \leq |V|, |\{i : 1 \leq i \leq |X| \wedge x_i = v_j\}| = o_j$
 $\text{cardinality}(X, V^{cl}, O)$ iff $\text{cardinality}(X, V, O) \wedge \forall i : 1 \leq i \leq |X|, x_i \in V$

Prerequisite : $|X| \geq 2 \wedge |V| = |O| \geq 1$

In the following example, c_1 states that the value 2 must be assigned to 0 or 1 variable (from $\{x_1, x_2, x_3, x_4\}$), the value 5 must be assigned to at least 1 and at most 3 variables, and the value 10 must be assigned to at least 2 and at most 3 variables. Note that it is possible for a variable of c_1 to be assigned a value not present in $\{2, 5, 10\}$ since by default we have `closed="false"`. For c_2 , the number of variables from $\{y_1, y_2, y_3, y_4, y_5\}$ that take value 0 must be equal to z_0 , and so on. Note that it is not possible for a variable y_i to be assigned a value not present in $\{0, 1, 2, 3\}$ since `closed="true"`.



Example 62

```
<cardinality id="c1">
  <list> x1 x2 x3 x4 </list>
  <values> 2 5 10 </values>
  <occurs> 0..1 1..3 2..3 </occurs>
</cardinality>
<cardinality id="c2">
  <list> y1 y2 y3 y4 y5 </list>
  <values closed="true"> 0 1 2 3 </values>
  <occurs> z0 z1 z2 z3 </occurs>
</cardinality>
```

The form of the constraint obtained by only considering variables in all contained elements is called **distribute** in MiniZinc. In that case, for the semantics, we must additionally guarantee:

$$\forall(i, j) : 1 \leq i < j \leq |V|, v_i \neq v_j.$$



Example 63

```
<cardinality id="c3">
  <list> w1 w2 w3 w4 </list>
  <values> v1 v2 </values>
  <occurs> n1 n2 </occurs>
</cardinality>
```

The constraint `cardinalityWithCosts` [121] will be discussed in Section 8.5.3.

Remark 23 *The constraint `increasing_global_ardinality` defined in the Global Constraint Catalog can be built by adding restriction `increasing` to `<list>`. For more details about restricted constraints, see section 7.3.*

4.1.4.5 Constraint balance

The constraint **balance** [10, 25] ensures that the difference between the maximum number of occurrences and the minimum number of occurrences among the values assigned to the variables in `<list>` respects a numerical condition. If the optional element `<values>` is present, then all variables must be assigned to a value from this set; see `balance*` in [25].

Syntax 46

```
<balance>
  <list> (intVar wspace)2+ </list>
  [<values> (intVal wspace)+ </values>]
  <condition> "(" operator "," operand ")" </condition>
</balance>
```

Semantics 17

$\text{balance}(X, (\odot, k))$, with $X = \langle x_1, x_2, \dots \rangle$, iff

$$\max_{v \in V} |\{i : 1 \leq i \leq |X| \wedge x_i = v\}| - \min_{v \in V} |\{i : 1 \leq i \leq |X| \wedge x_i = v\}| \odot k$$

with $V = \{x_i : 1 \leq i \leq |X|\}$

$\text{balance}(X, V, (\odot, k))$ iff $\text{balance}(X, (\odot, k)) \wedge \forall x_i \in X, x_i \in V$

Example 64

```
<balance id="c1">
  <list> x1 x2 x3 x4 </list>
  <condition> (eq,k) </condition>
</balance>
<balance id="c2">
  <list> y1 y2 y3 y4 y5 </list>
  <values> 0 1 2 </values>
  <condition> (lt,2) </condition>
</balance>
```

4.1.4.6 Constraint spread

The constraint `spread` [107, 128, 127] ensures that the variance of values taken by variables of `<list>` respects a numerical condition. The element `<total>` is optional; if present, its value must be equal to the sum of values of variables in `<list>`.

Syntax 47

```
<spread>
  <list> (intVar wspace)2+ </list>
  [<total> intVar </total>]
  <condition> "(" operator "," operand ")" </condition>
</spread>
```

Semantics 18

$\text{spread}(X, s, (\odot, k))$, with $X = \langle x_1, x_2, \dots, x_r \rangle$, iff

$$s = \sum_{i=1}^r x_i$$

$$(r \sum_{i=1}^r x_i^2 - s^2) \odot k$$

4.1.4.7 Constraint deviation

The constraint `deviation` [129, 127] ensures that the deviation of values taken by variables of `<list>` respects a numerical condition. The element `<total>` is optional; if present, its value must be equal to the sum of values of variables in `<list>`.



Syntax 48

```
<deviation>
  <list> (intVar wspace)2+ </list>
  [<total> intVar </total>]
  <condition> "(" operator "," operand ")" </condition>
</deviation>
```



Semantics 19

$\text{deviation}(X, s, (\odot, v))$, with $X = \{x_1, x_2, \dots, x_r\}$, iff

$$s = \sum_{i=1}^r x_i$$

$$\sum_{i=1}^r |r x_i - s| \odot v$$

4.1.4.8 Constraint sumCosts

The constraint `sumCosts` ensures that the sum of integer costs for values taken by variables in `<list>` respects a numerical condition. This constraint is particularly useful, when combined with other constraints, to express preferences (as shown in Section 8.5).

A first form of `sumCosts` allows us to define a cost matrix, where an integer cost is associated with each variable-value pair that we call *literal*. The matrix contains tuples of integer values; there is one tuple per variable, containing as many costs as values present in the domain of the variable.



Syntax 49

```
<sumCosts>
  <list> (intVar wspace)2+ </list>
  <costMatrix> "(" intVal ( "," intVal)* ")"2+ </costMatrix>
  <condition> "(" operator "," operand ")" </condition>
</sumCosts>
```

For the semantics, we assume that M is a matrix that gives the cost $M[x_i][a_i]$ for any value $a_i = x_i$ assigned to the i th variable x_i of `<list>`.



Semantics 20

$\text{sumCosts}(X, M, (\odot, k))$, with $X = \langle x_1, x_2, \dots \rangle$, iff

$$\sum \{M[x_i][x_i] : 1 \leq i \leq |X|\} \odot k$$

The following example shows a constraint c_1 that involves 3 variables y_1, y_2, y_3 in its main list, with four values in each variable domain (let us say $\{0, 1, 2, 3\}$). The assignment costs are

as follows: 10 for $(y_1, 0)$, 0 for $(y_1, 1)$, 5 for $(y_1, 2)$, 0 for $(y_1, 3)$, 0 for $(y_2, 0)$, 5 for $(y_2, 1)$, and so on. For c_1 , the sum of assignment costs must be less than or equal to 12.



Example 65

```
<sumCosts id="c1">
  <list> y1 y2 y3 </list>
  <costMatrix>
    (10,0,5,0) // costs for y1
    (0,5,0,0) // costs for y2
    (5,10,0,0) // costs for y3
  </costMatrix>
  <condition> (le,12) </condition>
</sumCosts>
```

A second form of `sumCosts` allows us to define the cost matrix under a dual point of view. We replace the element `<costMatrix>` by a sequence of elements `<literals>`, where each such element has a required attribute `cost` that gives the common cost of all literals (variable-value pairs) contained inside the element. It is possible to use the optional attribute `defaultCost` for `<sumCosts>` to specify the cost of all implicit literals (i.e., those not explicitly listed).



Syntax 50

```
<sumCosts [defaultCost="integer"]>
  <list> (intVar whitespace)2+ </list>
  (<literals cost="integer"> "(" intVar "," intVal ")">+ </literals>)+
  <condition> "(" operator "," operand ")" </condition>
</sumCosts>
```

For the semantics, we assume, for any pair (x_i, a_i) , that $\text{cost}^A(x_i, a_i)$ denotes the cost $\text{cost}(A_j)$ of the set A_j such that $(x_i, a_i) \in A_j$.



Semantics 21

$\text{sumCosts}(X, \mathcal{A}, (\odot, k))$, with $X = \langle x_1, x_2, \dots \rangle$, and $\mathcal{A} = \langle A_1, A_2, \dots \rangle$ where A_i is a set of literals of cost $\text{cost}(P_i)$, iff $\sum \{ \text{cost}^A(x_i, x_i) : 1 \leq i \leq |X| \} \odot k$

Prerequisite :

$$\forall(i, j) : 1 \leq i < j \leq |\mathcal{A}|, A_i \cap A_j = \emptyset$$

$$\forall(x, a) : x \in X \wedge a \in \text{dom}(x), \exists A_i \in \mathcal{A} : (x, a) \in A_i$$

When a value a always admits the same cost, whatever the variable x_i is, we can simplify $(x_1, a), (x_2, a), \dots$ by $(*, a)$.

We give an illustration. The constraint c_{1b} is equivalent to constraint c_1 introduced above. The constraint c_2 involves 4 variables w_1, w_2, w_3, w_4 in its main list, with 3 values in each domain (let us say $\{0, 1, 2\}$). The assignment costs are as follows: 10 for $(w_1, 0)$, $(w_2, 0)$, $(w_3, 0)$, $(w_4, 0)$ and $(w_3, 1)$, and 0 for the other literals (variable-value pairs).



Example 66

```

<sumCosts id="c1b" defaultCost="0">
  <list> y1 y2 y3 </list>
  <literals cost="10"> (y1,0)(y3,1) </literals>
  <literals cost="5"> (y1,2)(y2,1)(y3,0) </literals>
  <condition> (1e,12) </condition>
</sumCosts>
<sumCosts id="c2" defaultCost="0">
  <list> w1 w2 w3 w4 </list>
  <literals cost="10"> (*,0)(w3,1) </literals>
  <condition> (eq,z) </condition>
</sumCosts>

```

A related form of `sumCosts` is defined by using a sequence of elements `<values>`, where each such element has a required attribute `cost` that gives the common cost of all values contained inside the element, i.e., whatever the variables are. The optional attribute `defaultCost` for `<sumCosts>` is useful for specifying the cost of all implicit values (i.e., those not explicitly listed).



Syntax 51

```

<sumCosts [defaultCost="integer"]>
  <list> (intVar whitespace)2+ </list>
  (<values cost="integer"> (intVal whitespace)+ </values>)+
  <condition> "(" operator "," operand ")" </condition>
</sumCosts>

```

For the semantics, we assume, for any value a_i in the domain of a variable of X , that $\text{cost}^V(a_i)$ denotes the cost $\text{cost}(V_j)$ of the set V_j such that $a_i \in V_j$.



Semantics 22

$\text{sumCosts}(X, \mathcal{V}, (\odot, k))$, with $X = \langle x_1, x_2, \dots \rangle$, and $\mathcal{V} = \langle V_1, V_2, \dots \rangle$ where V_i is a set of values of cost $\text{cost}(V_i)$, iff

$$\sum \{ \text{cost}^V(x_i) : 1 \leq i \leq |X| \} \odot k$$

Prerequisite :

$$\begin{aligned} &\forall (i, j) : 1 \leq i < j \leq |\mathcal{V}|, V_i \cap V_j = \emptyset \\ &\forall a \in \cup_{x \in X} \text{dom}(x), \exists V_i \in \mathcal{V} : a \in V_i \end{aligned}$$

The constraint c_3 involves 5 variables v_1, v_2, v_3, v_4, v_5 in its main list, with 4 values in each domain (let us say $\{1, 2, 3, 4\}$). The assignment costs are as follows: 10 for $(v_1, 2)$, $(v_2, 2)$, \dots , $(v_1, 4)$, $(v_2, 4)$, \dots , and 0 for the other literals. The constraint c_3 forces z to be equal to the sum of the assignment costs.



Example 67

```
<sumCosts id="c3" defaultCost="0">
  <list> v1 v2 v3 v4 v5 </list>
  <values cost="10"> 2 4 </values>
  <condition> (eq,z) </condition>
</sumCosts>
```

Finally, by replacing the element `<list>` by an element `<set>`, we can represent the constraint `sum_of_weights_of_distinct_values` [11], where any cost is defined per value and can be taken into account only once.



Syntax 52

```
<sumCosts [defaultCost="integer"]>
  <set> (intVar wspace)2+ </set>
  (<values cost="integer"> (intVal wspace)+ </values>)+
  <condition> "(" operator "," operand ")" </condition>
</sumCosts>
```

For the semantics of this constraint variant, that we refer to as $\text{sumCosts}^{\text{set}}$, we assume, for any value a_i in the domain of a variable of X , that $\text{cost}^{\mathcal{V}}(a_i)$ denotes the cost $\text{cost}(V_j)$ of the set V_j such that $a_i \in V_j$.



Semantics 23

$\text{sumCosts}^{\text{set}}(X, \mathcal{V}, (\odot, k))$, with $X = \langle x_1, x_2, \dots \rangle$, and $\mathcal{V} = \langle V_1, V_2, \dots \rangle$ where V_i is a set of values of cost $\text{cost}(V_i)$, iff

$$\sum \{ \text{cost}^{\mathcal{V}}(a) : a \in \cup_{x \in X} \text{dom}(x) \wedge \exists i : 1 \leq i \leq |X| \wedge x_i = a \} \odot k$$

Prerequisite :

$$\begin{aligned} &\forall (i, j) : 1 \leq i < j \leq |\mathcal{V}|, V_i \cap V_j = \emptyset \\ &\forall a \in \cup_{x \in X} \text{dom}(x), \exists V_i \in \mathcal{V} : a \in V_i \end{aligned}$$

Remark 24 We have just seen that turning an element `<list>` into an element `<set>` allows us to define a variant for the constraint `sumCosts`. This principle will be generalized in Chapter 7.

4.1.5 Connection Constraints

In this section, we present constraints that establish a connection between different variables. More specifically, we introduce:

1. `maximum` (and `maximumArg`)
2. `minimum` (and `minimumArg`)
3. `element`
4. `channel`

4.1.5.1 Constraints maximum and maximumArg

The constraint `maximum` ensures that the maximum value among those assigned to variables of `<list>` respects a numerical condition.

Syntax 53

```
<maximum>
  <list> (intVar whitespace)2+ </list>
  <condition> "(" operator "," operand ")" </condition>
</maximum>
```

Semantics 24

$\text{maximum}(X, (\odot, k))$, with $X = \langle x_1, x_2, \dots \rangle$, iff
 $\max\{x_i : 1 \leq i \leq |X|\} \odot k$

In the following example, the constraint c_1 states that $\max\{x_1, x_2, x_3, x_4\} = y$ whereas c_2 states that $\max\{z_1, z_2, z_3, z_4, z_5\} < w$.

Example 68

```
<maximum id="c1">
  <list> x1 x2 x3 x4 </list>
  <condition> (eq,y) </condition>
</maximum>
<maximum id="c2">
  <list> z1 z2 z3 z4 z5 </list>
  <condition> (lt,w) </condition>
</maximum>
```

Another related form is the constraint `maximumArg`, sometimes called `arg_max`, which ensures that the index of a maximum variable (i.e., a variable with a maximal value) in `<list>` respects a numerical condition. The optional attribute `startIndex` of `<list>` gives the number used for indexing the first variable in `<list>` (0, by default). The optional attribute `rank` of `<maximumArg>` indicates if we refer to the first index, the last index or any index of a maximum variable of `<list>`; it must respect the numerical condition ("any", by default).

Syntax 54

```
<maximumArg [rank="rankType"]>
  <list [startIndex="integer"]> (intVar whitespace)2+ </list>
  <condition> "(" operator "," operand ")" </condition>
</maximumArg>
```

We give the semantics for `rank="any"`.

Semantics 25

```
maximum(X, i), with  $X = \langle x_1, x_2, \dots \rangle$ , iff // indexing assumed to start at 1
   $i \in \{j : 1 \leq j \leq |X| \wedge x_j = \max\{x_k : 1 \leq k \leq |X|\}\}$ 
maximumArg(X, ( $\odot$ , k)) iff  $\exists i : \text{maximum}(X, i) \wedge i \odot k$ 
```

Generalized Form of maximum (View). Any maximum or maximumArg constraint contains an element `<list>`, where, instead of listing variables, one can list integer expressions:

`<list> (intExpr wspace)2+ </list>`

4.1.5.2 Constraints minimum and minimumArg

The constraint `minimum` ensures that the minimum value among the values assigned to variables in `<list>` respects a numerical condition.

Syntax 55

```
<minimum>
  <list> (intVar wspace)2+ </list>
  <condition> "(" operator "," operand ")" </condition>
</minimum>
```

Semantics 26

```
minimum(X, ( $\odot$ , k)), with  $X = \langle x_1, x_2, \dots \rangle$ , iff
   $\min\{x_i : 1 \leq i \leq |X|\} \odot k$ 
```

In the following example, the constraint c_1 states that $\min\{x_1, x_2, x_3, x_4\} = y$ whereas c_2 states that $\min\{z_1, z_2, z_3, z_4, z_5\} \neq w$.

Example 69

```
<minimum id="c1">
  <list> x1 x2 x3 x4 </list>
  <condition> (eq,y) </condition>
</minimum>
<minimum id="c2">
  <list> z1 z2 z3 z4 z5 </list>
  <condition> (ne,w) </condition>
</minimum>
```

Another related form is the constraint `minimumArg`, sometimes called `arg_min`, which ensures that the index of a minimum variable (i.e., a variable with a minimal value) in `<list>` respects a numerical condition. The optional attribute `startIndex` of `<list>` gives the number used for indexing the first variable in `<list>` (0, by default). The optional attribute `rank` of `<minimumArg>` indicates if we refer to the first index, the last index or any index of a minimum variable of `<list>`; it must respect the numerical condition ("any", by default).

Syntax 56

```
<minimumArg [rank="rankType"]>
  <list [startIndex="integer"]> (intVar wspace)2+ </list>
  <condition> "(" operator "," operand ")" </condition>
</minimumArg>
```

We give the semantics for `rank="any"`.

Semantics 27

```
minimum( $X, i$ ), with  $X = \langle x_1, x_2, \dots \rangle$ , iff // indexing assumed to start at 1
   $i \in \{j : 1 \leq j \leq |X| \wedge x_j = \min\{x_k : 1 \leq k \leq |X|\}\}$ 
minimumArg( $X, (\odot, k)$ ) iff  $\exists i : \text{minimum}(X, i) \wedge i \odot k$ 
```

Generalized Form of minimum (View). Any `minimum` or `minimumArg` constraint contains an element `<list>`, where, instead of listing variables, one can list integer expressions:

```
<list> (intExpr wspace)2+ </list>
```

4.1.5.3 Constraint element

The first form of the constraint `element` [67] simply ensures that `<value>` is element of `<list>`, i.e., equal to one value among those assigned to variables of `<list>`.

Syntax 57

```
<element>
  <list> (intVar wspace)2+ </list>
  <value> intVal | intVar </value>
</element>
```

The semantics is:

Semantics 28

```
element( $X, v$ ), with  $X = \langle x_0, x_1, \dots \rangle$ , iff
   $\exists i : 0 \leq i < |X| \wedge x_i = v$ 
```

The second (very usual) form of the constraint `element` ensures that the value of `<list>` at position `<index>` respects a numerical condition. The optional attribute `startIndex` gives the number used for indexing the first variable in `<list>` (0, by default). For XCSP³-core, the number used for indexing the first variable in `<list>` is necessarily 0.

Syntax 58

```
<element>
  <list [startIndex="integer"]> (intVar wspace)2+ | (intVal wspace)2+ </list>
  <index> intVar </index>
  <condition> "(" operator "," operand ")" </condition>
</element>
```

The semantics is:

Semantics 29

$\text{element}(X, i, (\odot, k))$, with $X = \langle x_0, x_1, \dots \rangle$, iff
 $x_i \odot k$

The following constraint c_1 states that the i th variable of $\langle x_1, x_2, x_3, x_4 \rangle$ must be equal to v . For example, if i is equal to 2, then x_2 must be equal to v . The constraint c_2 ensures that z is element (member) of the 1-dimensional array y .

Example 70

```
<element id="c1">
  <list startIndex="1"> x1 x2 x3 x4 </list>
  <index> i </index>
  <condition> (eq, v) </condition>
</element>
<element id="c2">
  <list> y[] </list>
  <value> z </value>
</element>
```

A *deprecated form* for representing c_1 is obtained by replacing `<condition>` by `<value>` (this is possible because we have the operator 'eq'). This gives:

Example 71

```
<element id="c1">
  <list startIndex="1"> x1 x2 x3 x4 </list>
  <index> i </index>
  <value> v </value>
</element>
```

Note that the element `<list>` may contain values (instead of variables). In that case, `<condition>` must contain a variable. Although any such constraint can be reformulated as a binary extensional constraint, this variant is often used when modeling.

As an example, the constraint below ensures that, indexing starting at 0, if i is equal to 0 then v must be equal to 10, if i is equal to 1 then v must be equal to 4, and so on.



Example 72

```

<element>
  <list> 10 4 7 2 3 </list>
  <index> i </index>
  <condition> (eq,v) </condition>
</element>

```

4.1.5.4 Constraint channel

The constraint `channel` ensures that if the i th variable is assigned the value j , then the j th variable must be assigned the value i . The optional attribute `startIndex` of `<list>` gives the number used for indexing the first variable in this list (0, by default).



Syntax 59

```

<channel>
  <list [startIndex="integer"]> (intVar wspace)2+ </list>
</channel>

```

Note that for that form, the opening and closing tags of `<list>` are optional when, of course, the attribute `startIndex` is not required, which gives:



Syntax 60

```

<channel> (intVar wspace)2+ </channel> // Simplified Form

```



Semantics 30

$\text{channel}(X)$, with $X = \langle x_0, x_1, \dots \rangle$, iff

$$\forall i : 0 \leq i < |X|, x_i = j \Rightarrow x_j = i$$

Note that it is possible to enforce a stronger form through the restriction "irreflexive"; see Section 7.3.

Another classical form of `channel`, sometimes called `inverse` or `assignment` in the literature, is defined from two separate lists of variables (that must be of same size). It ensures that the value assigned to the i th variable of the first element `<list>` gives the position of the variable of the second element `<list>` that is assigned to i , and vice versa. For each list, the optional attribute `startIndex` gives the number used for indexing the first variable in this list (0, by default).



Syntax 61

```

<channel>
  <list [startIndex="integer"]> (intVar wspace)2+ </list>
  <list [startIndex="integer"]> (intVar wspace)2+ </list>
</channel>

```



Semantics 31

$\text{channel}(X, Y)$, with $X = \langle x_0, x_1, \dots \rangle$ and $Y = \langle y_0, y_1, \dots \rangle$, iff

$$\forall i : 0 \leq i < |X|, x_i = j \Leftrightarrow y_j = i$$

Prerequisite: $2 \leq |X| = |Y|$



Example 73

```
<channel id="c1">
  <list> x0 x1 x2 x3 x4 </list>
  <list> y0 y1 y2 y3 y4 </list>
</channel>
```

It is possible to use this form of **channel**, with two lists of different sizes. The constraint then imposes restrictions on all variables of the first list, but not on all variables of the second list. The syntax is the same, but the semantics is the following (note that the equivalence has been replaced by an implication):



Semantics 32

$\text{channel}(X, Y)$, with $X = \langle x_0, x_1, \dots \rangle$ and $Y = \langle y_0, y_1, \dots \rangle$, iff

$$\forall i : 0 \leq i < |X|, x_i = j \Rightarrow y_j = i$$

Prerequisite: $2 \leq |X| < |Y|$

Another form is obtained by considering a list of 0/1 variables to be channeled with an integer variable. This third form of constraint **channel** ensures that the only variable of **<list>** that is assigned to 1 is at an index (position) that corresponds to the value assigned to the variable in **<value>**.



Syntax 62

```
<channel>
  <list [startIndex="integer"]> (01Var whitespace)2+ </list>
  <value> intVar </value>
</channel>
```



Semantics 33

$\text{channel}(X, v)$, with $X = \langle x_0, x_1, \dots \rangle$, iff

$$\forall i : 0 \leq i < |X|, x_i = 1 \Leftrightarrow v = i$$

$$\exists i : 0 \leq i < |X| \wedge x_i = 1$$



Example 74

```

<channel id="c2">
  <list> z0 z1 z2 z3 z4 z5 </list>
  <value> v </value>
</channel>

```

4.1.5.5 Constraint permutation

The constraint `permutation` ensures that the tuple of values taken by variables of the second element `<list>` is a permutation of the tuple of values taken by variables of the first element `<list>`. In other words, both lists represent the same multi-set. The optional element `<mapping>` gives for each value of the first tuple its position in the second tuple. If the element `<mapping>` is present, then it is possible to introduce the optional attribute `startIndex` that gives the number used for indexing the first variable in the second element `<list>` (0, by default).



Syntax 63

```

<permutation>
  <list> (intVar wspace)2+ </list>
  <list [startIndex="integer"]> (intVar wspace)2+ </list>
  [<mapping> (intVar wspace)2+ </mapping>]
</permutation>

```



Semantics 34

$\text{permutation}(X, Y)$, with $X = \langle x_1, x_2, \dots \rangle$ and $Y = \langle y_1, y_2, \dots \rangle$, iff
 $\{\{x_i : 1 \leq i \leq |X|\}\} = \{\{y_i : 1 \leq i \leq |Y|\}\}$
 $\text{permutation}(X, Y, M)$, with $M = \langle m_1, m_2, \dots \rangle$, iff
 $\text{permutation}(X, Y) \wedge \forall i : 1 \leq i \leq |X|, x_i = y_{m_i} \wedge \forall (i, j) : 1 \leq i < j \leq |M|, m_i \neq m_j$

Prerequisite : $|X| = |Y| = |M| \geq 2$



Example 75

```

<permutation id="c">
  <list> x1 x2 x3 x4 </list>
  <list> y1 y2 y3 y4 </list>
</permutation>

```

The constraint `permutation` captures correspondence in the Global Constraint Catalog. For a generalization of `permutation`, see `allEqual` on multisets in Section 7.1.2. For a specialization of `permutation`, where the second list is increasingly sorted, see Section 7.3.

4.1.6 Packing and Scheduling Constraints

In this section, we present constraints that are useful in packing and scheduling problems. More specifically, we introduce:

1. `stretch`
2. `noOverlap` (capturing disjunctive and diffn)
3. `cumulative` (capturing cumulatives too)
4. `binPacking`
5. `knapsack`
6. `flow`

4.1.6.1 Constraint stretch

The constraint `stretch` [104] aims at grouping values in sequences. Each stretch is a maximal subsequence with the same value over the list of variables in `<list>`. Each stretch must have a width compatible with the corresponding interval specified in `<widths>`. The optional element `<patterns>` gives the possible successive values between stretches.



Syntax 64

```
<stretch>
  <list> (intVar wspace)2+ </list>
  <values> (intVal wspace)+ </values>
  <widths> (intIntvl wspace)+ </widths>
  [<patterns> (" intVal ", " intVal ")"+ </patterns>]
</stretch>
```

Given a sequence of variables $X = \langle x_1, x_2, \dots \rangle$, and a value assigned to each of these variables, we define as $\text{stretches}(X)$ the set of stretches over X , each one being identified by a pair $(v_k, i..j)$ composed of the value v_k of the stretch and the interval $i..j$ of the indexes of the variables composing the stretch.



Semantics 35

$\text{stretch}(X, V, W)$, with $X = \langle x_1, x_2, \dots \rangle$, $V = \langle v_1, v_2, \dots \rangle$, $W = \langle l_1..u_1, l_2..u_2, \dots \rangle$, iff

$$\forall (v_k, i..j) \in \text{stretches}(X), l_k \leq j - i + 1 \leq u_k$$

$\text{stretch}(X, V, W, P)$ iff

$$\text{stretch}(X, V, W) \wedge \forall i : 1 \leq i < |X|, x_i \neq x_{i+1} \Rightarrow (x_i, x_{i+1}) \in P$$

Prerequisite : $|V| = |W|$

Although the section is devoted to integer variables, we give an example with symbolic values, as this is a straightforward adaptation.

Example 76

```
<stretch>
  <list> x1 x2 x3 x4 x5 x6 x7 </list>
  <values> morning afternoon night off </values>
  <widths> 1..3 1..3 2..3 2..4 </widths>
</stretch>
```

Remark 25 *In the future, we might authorize longer forms of patterns.*

4.1.6.2 Constraint noOverlap

We start with the one dimensional form of `noOverlap` [69] that corresponds to disjunctive [34] and ensures that some tasks, defined by their origins and durations (lengths), must not overlap. The attribute `zeroIgnored` is optional ("true", by default); when set to "false", it indicates that zero-length tasks cannot be packed anywhere (cannot overlap with other tasks).

Syntax 65

```
<noOverlap [zeroIgnored="boolean"] >
  <origins> (intVar wspace)2+ </origins>
  <lengths> ((intVal | intVar wspace)2+ </lengths>
</noOverlap>
```

The semantics is given for `zeroIgnored="false"`.

Semantics 36

$\text{noOverlap}(X, L)$, with $X = \langle x_0, x_1, \dots \rangle$ and $L = \langle l_0, l_1, \dots \rangle$, iff

$$\forall (i, j) : 0 \leq i < j < |X|, x_i + l_i \leq x_j \vee x_j + l_j \leq x_i$$

Prerequisite : $|X| = |L| \geq 2$

Example 77

```
<noOverlap>
  <origins> x0 x1 x2 x3 </origins>
  <lengths> 10 11 12 13 </lengths>
</noOverlap>
```

The k -dimensional form of `noOverlap` corresponds to `diffn` [12] and ensures that, given a set of n -dimensional boxes; for any pair of such boxes, there exists at least one dimension where one box is after the other, i.e., the boxes do not overlap. The attribute `zeroIgnored` is optional ("true", by default); when set to "false", it indicates that zero-width boxes cannot be packed anywhere (cannot overlap with other boxes).

Syntax 66

```
<noOverlap [zeroIgnored="boolean"]>
  <origins> "(" intVar ("," intVar)+ ")" 2+ </origins>
  <lengths>
    "(" (intVal | intVar) ("," (intVal | intVar))+ ")" 2+
  </lengths>
</noOverlap>
```

The semantics is given for `zeroIgnored="false"`; for readability reasons, we consider below $n + 1$ -dimensional boxes.

Semantics 37

$\text{noOverlap}(\mathcal{X}, \mathcal{L})$, with $\mathcal{X} = \langle (x_{0,0}, \dots, x_{0,n}), (x_{1,0}, \dots, x_{1,n}), \dots \rangle$ and $\mathcal{L} = \langle (l_{0,0}, \dots, l_{0,n}), (l_{1,0}, \dots, l_{1,n}), \dots \rangle$, iff

$$\forall (i, j) : 0 \leq i < j < |\mathcal{X}|, \exists k \in 0..n : x_{i,k} + l_{i,k} \leq x_{j,k} \vee x_{j,k} + l_{j,k} \leq x_{i,k}$$

Prerequisite : $|\mathcal{X}| = |\mathcal{L}| \geq 2$

The following constraint enforces that all four 3-dimensional specified boxes do not overlap. The first box has origin (x_0, y_0, z_0) and length $(2, 4, 1)$, meaning that this box is situated from x_0 to $x_0 + 2$ on x-axis, from y_0 to $y_0 + 4$ on y-axis, and from z_0 to $z_0 + 1$ on z-axis.

Example 78

```
<noOverlap>
  <origins> (x0,y0,z0)(x1,y1,z1)(x2,y2,z2)(x3,y3,z3) </origins>
  <lengths> (2,4,1)(4,2,3)(5,1,2)(3,3,2) </lengths>
</noOverlap>
```

4.1.6.3 Constraint cumulative

Here, we have a collection of tasks, each one described by 4 attributes: origin, length, end and height. In XCSP³, the element `<ends>` is optional. The constraint `cumulative` [1] enforces that at each point in time, the cumulated height of tasks that overlap that point, respects a numerical condition. When the operator “le” is used, this corresponds to not exceeding a given limit.

Syntax 67

```
<cumulative>
  <origins> (intVar wspace)2+ </origins>
  <lengths> (intVal wspace)2+ | (intVar wspace)2+ </lengths>
  [<ends> (intVar wspace)2+ </ends>]
  <heights> (intVal wspace)2+ | (intVar wspace)2+ </heights>
  <condition> "(" operator "," operand ")" </condition>
</cumulative>
```



Semantics 38

$\text{cumulative}(X, L, H, (\odot, k))$, with $X = \langle x_0, x_1, \dots \rangle$, $L = \langle l_0, l_1, \dots \rangle$, $H = \langle h_0, h_1, \dots \rangle$, iff

$$\forall t \in \mathbb{N}, \sum \{h_i : 0 \leq i < |X| \wedge x_i \leq t < x_i + l_i\} \odot k$$

Prerequisite : $|X| = |L| = |H| \geq 2$

If the element `<ends>` is present, for the semantics, we have additionally that:

$$\forall i : 0 \leq i < |X|, x_i + l_i = e_i$$

An example is given below for five tasks; the first task starts at s_0 , and its length and height (resource consumption level) are respectively 3 and 1. At any time point, it is not possible to exceed 4 (resource consumption units).



Example 79

```
<cumulative>
  <origins> s0 s1 s2 s3 s4 </origins>
  <lengths> 3 2 5 4 2 </lengths>
  <heights> 1 2 1 1 3 </heights>
  <condition> (le,4) </condition>
</cumulative>
```

A refined form of `cumulative` corresponds to the constraint sometimes called `cumulatives` [9]. We have a set of available machines (resources), with their respective numerical conditions in `<conditions>`, which replaces `<condition>`, through a sequence of pairs composed of an operator and an operand. Each task is thus performed by a machine, which is given in an element `<machines>`. For each machine, the cumulated height of tasks that overlap a time point for this machine must respect the numerical (capacity) condition associated with the machine. The optional attribute `startIndex` gives the number used for indexing the first numerical condition (and so, the first machine) in this list (0, by default).



Syntax 68

```
<cumulative>
  <origins> (intVar whitespace)2+ </origins>
  <lengths> (intVal whitespace)2+ | (intVar whitespace)2+ </lengths>
  [ <ends> (intVar whitespace)2+ </ends> ]
  <heights> (intVal whitespace)2+ | (intVar whitespace)2+ </heights>
  <machines> (intVar whitespace)2+ </machines>
  <conditions [startIndex="integer"]>
    (" operator ", " operand ")2+
  </conditions>
</cumulative>
```



Semantics 39

$\text{cumulative}(X, L, H, M, C)$, with $X = \langle x_1, x_2, \dots \rangle$, $L = \langle l_1, l_2, \dots \rangle$, $H = \langle h_1, h_2, \dots \rangle$,
 $M = \langle m_1, m_2, \dots \rangle$, and $C = \langle (\odot_1, k_1), (\odot_2, k_2), \dots \rangle$ iff
 $\forall m \in \{m_i : 1 \leq i \leq |M|\}, \forall t \in \mathbb{N} : \exists 1 \leq i \leq |H| : x_i \leq t < x_i + l_i \wedge m_i = m,$
 $\sum \{h_i : 1 \leq i \leq |H| \wedge x_i \leq t < x_i + l_i \wedge m_i = m\} \odot_m k_m$

Prerequisite : $|X| = |L| = |H| = |M| \geq 2$

4.1.6.4 Constraint binPacking

The first form of the constraint `binPacking` [134, 127, 33] ensures that a list of items, whose sizes are given, are put in different bins in such a way that the total size of the items in each bin respects a numerical condition (always the same, because the capacity is assumed to be the same for all bins). When the operator “le” is used, this corresponds to not exceeding the capacity of each bin.



Syntax 69

```
<binPacking>
  <list> (intVar wspace)2+ </list>
  <sizes> (intVal wspace)2+ </sizes>
  <condition> "(" operator "," operand ")" </condition>
</binPacking>
```



Semantics 40

$\text{binPacking}(X, S, (\odot, k))$, with $X = \langle x_1, x_2, \dots \rangle$ and $S = \langle s_1, s_2, \dots \rangle$, iff
 $\forall b \in \{x_i : 1 \leq i \leq |X|\}, \sum \{s_i : 1 \leq i \leq |S| \wedge x_i = b\} \odot k$

Prerequisite : $|X| = |S| \geq 2$

As an example, we have:



Example 80

```
<binPacking id="c1">
  <list> x1 x2 x3 x4 x5 </list>
  <sizes> 25 53 38 41 32 </sizes>
  <condition> (le,100) </condition>
</binPacking>
```

The second form of the constraint `binPacking` associates a specific limit (capacity) with each bin. The limits are given either by integer values or by integer variables.

Syntax 70

```
<binPacking>
  <list> (intVar wspace)2+ </list>
  <sizes> (intVal wspace)2+ </sizes>
  <limits> (intVal wspace)2+ | (intVar wspace)2+ </limits>
</binPacking>
```

Semantics 41

$\text{binPacking}(X, S, C)$, with $X = \langle x_1, x_2, \dots \rangle$, $S = \langle s_1, s_2, \dots \rangle$ and $C = \langle c_1, c_2, \dots \rangle$ iff

$$\forall b \in \{x_i : 1 \leq i \leq |X|\}, \sum \{s_i : 1 \leq i \leq |S| \wedge x_i = b\} \leq c_b$$

Prerequisite : $|X| = |S| \geq 2$

The third form of the constraint `binPacking` associates a specific load with each bin. The loads are given either by integer values or by integer variables.

Syntax 71

```
<binPacking>
  <list> (intVar wspace)2+ </list>
  <sizes> (intVal wspace)2+ </sizes>
  <loads> (intVal wspace)2+ | (intVar wspace)2+ </loads>
</binPacking>
```

Semantics 42

$\text{binPacking}(X, S, L)$, with $X = \langle x_1, x_2, \dots \rangle$, $S = \langle s_1, s_2, \dots \rangle$ and $L = \langle l_1, l_2, \dots \rangle$ iff

$$\forall b \in \{x_i : 1 \leq i \leq |X|\}, \sum \{s_i : 1 \leq i \leq |S| \wedge x_i = b\} = l_b.$$

Prerequisite : $|X| = |S| \geq 2$

The constraint c_2 involves 7 items and 3 bins. Here, the variables l_1 , l_2 and l_3 are used to denote loads.

Example 81

```
<binPacking id="c2">
  <list> y1 y2 y3 y4 y5 y6 y7 </list>
  <sizes> 12 7 21 36 19 22 30 </sizes>
  <loads> 11 12 13 </loads>
</binPacking>
```

A last very general form of `binPacking` involves a specific numerical condition that is associated with each available bin. The element `<condition>` of the first form is replaced by an element `<conditions>`. The optional attribute `startIndex` gives the number used for indexing the first numerical condition (and so, the first bin) in this list (0, by default).

Syntax 72

```
<binPacking>
  <list> (intVar wspace)2+ </list>
  <sizes> (intVal wspace)2+ </sizes>
  <conditions [startIndex="integer"]>
    "(" operator " operand " >
  </conditions>
</binPacking>
```

For the semantics, we assume that `startIndex="1"`.

Semantics 43

$\text{binPacking}(X, S, C)$, with $X = \langle x_1, x_2, \dots \rangle$, $S = \langle s_1, s_2, \dots \rangle$, and
 $C = \langle (\odot_1, k_1), (\odot_2, k_2), \dots \rangle$, iff $\forall b : 1 \leq b \leq |C|, \sum \{s_i : 1 \leq i \leq |S| \wedge x_i = b\} \odot_b k_b$

Prerequisite : $|X| = |S| \geq 2 \wedge |C| \geq 2$

The constraint c_3 involves 7 items and 3 bins. The first bin has 20 as capacity, the load of second bin is (must be) exactly 8, and the load of the third bin is given by the variable l .

Example 82

```
<binPacking id="c3">
  <list> y1 y2 y3 y4 y5 y6 y7 </list>
  <sizes> 12 7 21 36 19 22 30 </sizes>
  <conditions> (le,20)(eq,8)(lt,l) </conditions>
</binPacking>
```

4.1.6.5 Constraint knapsack

The constraint knapsack [52, 132, 94] ensures that some items are packed in a knapsack with certain weight and profit restrictions.

Syntax 73

```
<knapsack>
  <list> (intVar wspace)2+ </list>
  <weights> (intVal wspace)2+ </weights>
  <condition> "(" operator " operand " </condition>
  <profits> (intVal wspace)2+ </profits>
  <condition> "(" operator " operand " </condition>
</knapsack>
```

The first element `<condition>` is related to weights whereas the second element `<condition>` is related to profits. The operator of the first condition is expected to be in $\{<, \leq, =\}$ whereas the operator of the second condition is expected to be in $\{>, \geq, =\}$.



Semantics 44

$\text{knapsack}(X, W, (\odot_w, k_w), P, (\odot_p, k_p))$, with $X = \langle x_1, x_2, \dots \rangle$, $W = \langle w_1, w_2, \dots \rangle$, and $P = \langle p_1, p_2, \dots \rangle$, iff

$$\sum_{i=1}^{|X|} (w_i \times x_i) \odot_w k_w$$

$$\sum_{i=1}^{|X|} (p_i \times x_i) \odot_p k_p$$

Prerequisite : $|X| = |W| = |P| \geq 2$

4.1.6.6 Constraint flow

The constraint flow (initially called `networkFlow`) ensures that there is a valid flow in a graph. The flow of each arc and the balance (difference between input and output flows) of each node are given by elements `<list>` and `<balance>`, respectively. Optionally, a unit weight can be associated with each, arc, and the total cost must then be related to the overall cost of the flow by a numerical condition. Also, there can be an element `<capacities>` that give lower and upper capacities of each arc.



Syntax 74

```
<flow>
  <list> (intVar wspace)2+ </list>
  <balance> (intVal wspace)2+ | (intVar wspace)2+ </balance>
  <arcs> "(" node " " node ")"2+ </arcs>
  [<capacities> (intIntvl wspace)2+ </capacities>]
  [
    <weights> (intVal wspace)2+ | (intVar wspace)2+ </weights>
    <condition> "(" operator " " operand ")" </condition>
  ]
</flow>
```

For the semantics, considering the graph defined by `<arcs>`, for any node v , $\Gamma^+(v)$ denotes the set of arcs (of this graph) with head v and $\Gamma^-(v)$ denotes the set of arcs with tail v .



Semantics 45

$\text{flow}(X, B, A)$, with $X = \langle x_1, x_2, \dots \rangle$, $B = \langle b_1, b_2, \dots \rangle$, $A = \langle a_1, a_2, \dots \rangle$, iff

for any node v , $\sum \{x_i : 1 \leq i \leq |X| \wedge a_i \in \Gamma^-(v)\} - \sum \{x_i : 1 \leq i \leq |X| \wedge a_i \in \Gamma^+(v)\} = b_i$

$\text{flow}(X, B, A, C)$, with $C = \langle l_1..u_1, l_2..u_2, \dots \rangle$, iff

$\text{flow}(X, B, A) \wedge \forall i : 1 \leq i \leq |X|, x_i \in l_i..u_i$

$\text{flow}(X, B, A, C, W, (\odot, k))$, with $W = \langle w_1, w_2, \dots \rangle$, iff

$\text{flow}(X, B, A, C) \wedge \sum \{x_i \times w_i : 1 \leq i \leq |X|\} \odot k$

Prerequisite : $|X| = |A| = |C| = |W|$

4.1.7 Constraints on Graphs

In this section, we present constraints that are defined on graphs using integer variables (encoding called “successors variables”). We introduce:

1. `circuit`
2. `nCircuits`
3. `path`
4. `nPaths`
5. `tree`
6. `nTrees`

For all these constraints, we have an element `<list>` that contains variables x_0, x_1, \dots . The assumption is that each pair (i, x_i) represents an arc (or edge) of the graph to be built; if $x_i = j$, then it means that the successor of node i is node j . Note that a *loop* (also called self-loop) corresponds to a variable x_i such that $x_i = i$; it is *isolated* if there is no variable x_j with $j \neq i$ such that $x_j = i$.

4.1.7.1 Constraint `circuit`

The constraint `circuit` [12] ensures that the values taken by the variables in `<list>` forms a circuit, with the assumption that each pair (i, x_i) represents an arc. The optional attribute `startIndex` of `<list>` gives the number used for indexing the first variable/node in `<list>` (0, by default). The optional element `size` indicates that the circuit must be of a given size (strictly greater than 1).

It is important to note that the circuit is not required to cover all nodes (the nodes that are not present in the circuit are then self-looping). Hence `circuit`, with loops being simply ignored, basically represents `subcircuit` (e.g., in MiniZinc). If ever you need a full circuit (i.e., without any loop), you have three solutions:

- put in `size` a value corresponding to the number of variables in `<list>`
- initially define the variables without the self-looping values,
- post unary constraints.

Syntax 75

```
<circuit>
  <list [startIndex="integer"]> (intVar wspace)2+ </list>
  [<size> intVal | intVar </size>]
</circuit>
```

Note that the opening and closing tags of `<list>` are optional if `<list>` is the unique parameter of the constraint and the attribute `startIndex` is not necessary, which gives:

Syntax 76

```
<circuit> (intVar wspace)2+ </circuit> // Simplified Form
```



Semantics 46

```

circuit( $X$ ), with  $X = \langle x_0, x_1, \dots \rangle$ , iff // capture subcircuit
   $\{(i, x_i) : 0 \leq i < |X| \wedge i \neq x_i\}$  forms a circuit of size  $> 1$ 
circuit( $X, z$ ), with  $X = \langle x_0, x_1, \dots \rangle$ , iff
   $\{(i, x_i) : 0 \leq i < |X| \wedge i \neq x_i\}$  forms a circuit of size  $z > 1$ 

```

In the following example, the constraint states that $\langle x_0, x_1, x_2, x_3 \rangle$ must form a single circuit – for example, with $\langle x_0, x_1, x_2, x_3 \rangle = \langle 1, 2, 3, 0 \rangle$, or a subcircuit – for example, with $\langle x_0, x_1, x_2, x_3 \rangle = \langle 1, 2, 0, 3 \rangle$.



Example 83

```

<circuit>
  x0 x1 x2 x3
</circuit>

```

Note that it is possible to capture the variant of `circuit` in Gecode that involves a cost matrix. It suffices to logically combine `circuit` and `sumCosts` as shown in Section 8.4.

4.1.7.2 Constraint nCircuits

One may be interested in building more than one circuit. For constraint `nCircuits`, the number of circuits obtained after instantiating variables of `<list>` must respect a numerical condition. In the literature, this variant with $k > 1$ circuits is called `cycle`. The optional attribute `countLoops` indicates whether or not loops must be considered as circuits ("`true`", by default).



Syntax 77

```

<nCircuits [countLoops="boolean"]>
  <list [startIndex="integer"]> (intVar wspace)2+ </list>
  <condition> "(" operator " ," operand ")" </condition>
</nCircuits>

```



Semantics 47

```

nCircuits( $X, (\odot, k)$ ), with  $X = \langle x_1, x_2, \dots \rangle$ , iff
   $\{(i, x_i) : 1 \leq i \leq |X|\}$  forms  $p$  node-disjoint circuits s.t.  $p \odot k$ 

```

Remark 26 *It is always possible to avoid having self-loops as circuits, by combining circuits with a set of unary constraints.*

Below, the constraint states that $\langle y_0, y_1, y_2, y_3, y_4 \rangle$ must form two disjoint circuits – for example, with $\langle y_0, y_1, y_2, y_3, y_4 \rangle = \langle 1, 0, 4, 2, 3 \rangle$.



Example 84

```

<nCircuits>
  <list> y0 y1 y2 y3 y4 </list>
  <condition> (eq,2) </condition>
</nCircuits>

```

4.1.7.3 Constraint path

The constraint **path** ensures that the values taken by the variables in **<list>** forms a path from the node specified in **<start>** to the node specified in **<final>**, with the assumption that each pair (i, x_i) represents an arc. The optional attribute **startIndex** of **<list>** gives the number used for indexing the first variable/node in **<list>** (0, by default). The successor of the final node is necessary itself (self-loop). The optional element **size** indicates that the path must be of a given size.

It is important to note that the path is not required to cover all nodes (the nodes that are not present in the path are then self-looping). Hence **path**, with loops being simply ignored, basically represents **subpath** (e.g., in Choco3). If ever you need a full path (i.e., without any loop other than the final node), you have three solutions:

- indicate in **size** the number of variables
- initially define the variables without the self-looping values,
- post unary constraints.



Syntax 78

```

<path>
  <list [startIndex="integer"]> (intVar whitespace)2+ </list>
  <start> intVal | intVar </start>
  <final> intVal | intVar </final>
  [<size> intVal | intVar </size>]
</path>

```



Semantics 48

```

path( $X, s, f$ ), with  $X = \langle x_1, x_2, \dots \rangle$ , iff // capture subpath
   $\{(i, x_i) : 1 \leq i \leq |X| \wedge i \neq x_i\}$  forms a path from  $s$  to  $f$ 
path( $X, s, f, z$ ), with  $X = \langle x_1, x_2, \dots \rangle$ , iff
   $\{(i, x_i) : 1 \leq i \leq |X| \wedge i \neq x_i\}$  forms a path from  $s$  to  $f$  of size  $z$ 

```

In the following example, the constraint states that $\langle x_0, x_1, x_2, x_3 \rangle$ must form a path from s to f – for example, $\langle x_0, x_1, x_2, x_3 \rangle = \langle 0, 0, 3, 1 \rangle$ with $s = 2$ and $f = 0$ satisfies the constraint.

Example 85

```
<path>
  <list> x0 x1 x2 x3 </list>
  <start> s </start>
  <final> f </final>
</path>
```

4.1.7.4 Constraint nPaths

The constraint **nPaths** ensures that the number of paths formed after instantiating variables of **<list>** must respect a numerical condition. The optional attribute **countLoops** indicates whether or not isolated loops must be considered as paths ("true", by default).

Syntax 79

```
<nPaths [countLoops="boolean"]>
  <list [startIndex="integer"]> (intVar whitespace)* </list>
  <condition> "(" operator " " operand ")" </condition>
</nPaths>
```

Semantics 49

$\text{nPaths}(X, (\odot, k))$, with $X = \langle x_1, x_2, \dots \rangle$, iff
 $\{(i, x_i) : 1 \leq i \leq |X|\}$ forms p node-disjoint paths s.t. $p \odot k$

The constraint c states that $\langle y_0, y_1, \dots, y_7 \rangle$ must form k disjoint paths – for example, $\langle y_0, y_1, \dots, y_7 \rangle = \langle 0, 2, 4, 6, 0, 5, 6, 5 \rangle$ with $k = 3$.

Example 86

```
<nPaths id="c">
  <list> y0 y1 y2 y3 y4 y5 y6 y7 </list>
  <condition> (eq,k) </condition>
</nPaths>
```

4.1.7.5 Constraint tree

The constraint **tree** [13, 51] ensures that the values taken by variables in **<list>** forms an anti-arborescence (covering all nodes) whose root is specified by **<root>**, with the assumption that each pair (i, x_i) represents an arc (with such representation, we do obtain an anti-arborescence). The optional attribute **startIndex** of **<list>** gives the number used for indexing the first variable/node in **<list>** (0, by default). The successor of the root node is necessarily itself (self-loop). The optional element **size** indicates that the anti-arborescence must be of a given size.

It is important to note that the anti-arborescence is not required to cover all nodes (the nodes that are not present in the anti-arborescence are then self-looping). Hence **tree**, with

loops being simply ignored, basically represents **subtree**. If ever you need a full anti-arborescence (i.e., without any loop other than the root node), you have three solutions:

- indicate in **size** the number of variables
- initially define the variables without the self-looping values,
- post unary constraints.

Syntax 80

```
<tree>
  <list [startIndex="integer"]> (intVar wspace)2+ </list>
  <root> intVal | intVar </root>
  [<size> intVal | intVar </size>]
</tree>
```

Semantics 50

$\text{tree}(X, r)$, with $X = \langle x_1, x_2, \dots \rangle$, iff
 $\{(i, x_i) : 1 \leq i \leq |X| \wedge i \neq x_i\}$ forms an anti-arborescence of root r .
 $\text{tree}(X, r, z)$, with $X = \langle x_1, x_2, \dots \rangle$, iff
 $\{(i, x_i) : 1 \leq i \leq |X| \wedge i \neq x_i\}$ forms an anti-arborescence of root r and size z

In the following example, the constraint states that $\langle x_0, x_1, x_2, x_3 \rangle$ must form an anti-arborescence of root r – for example, $\langle x_0, x_1, x_2, x_3 \rangle = \langle 1, 3, 3, 3 \rangle$ with $r = 3$ satisfies the constraint.

Example 87

```
<tree>
  <list> x0 x1 x2 x3 </list>
  <root> r </root>
</tree>
```

4.1.7.6 Constraint nTrees

The constraint **nTrees** ensures that the number of anti-arborescences formed after instantiating variables in **<list>** must respect a numerical condition. The optional attribute **countLoops** indicates whether or not isolated loops must be considered as trees (**"true"**, by default).

Syntax 81

```
<nTrees [countLoops="boolean"]>
  <list> (intVar wspace)2+ </list>
  <condition> "(" operator "," operand ")" </condition>
</nTrees>
```

Semantics 51

$\text{nTrees}(X, (\odot, k))$, with $X = \langle x_1, x_2, \dots \rangle$, iff
 $\{(i, x_i) : 1 \leq i \leq |X|\}$ forms p disjoint anti-arborescences s.t. $p \odot k$

The constraint c states that $\langle y_0, y_1, \dots, y_7 \rangle$ must form k node-disjoint anti-arborescences – for example, $\langle y_0, y_1, \dots, y_7 \rangle = \langle 0, 4, 4, 6, 0, 0, 6, 4 \rangle$ with $k = 2$.

Example 88

```
<nTrees id="c">
  <list> y0 y1 y2 y3 y4 y5 y6 y7 </list>
  <condition> (eq,k) </condition>
</nTrees>
```

4.1.8 Elementary Constraints

In this section, we present some elementary constraints that are frequently encountered. We introduce:

1. `clause`
2. `instantiation`

4.1.8.1 Constraint `clause`

The constraint `clause` represents a disjunction of literals, put in an element `<list>`, where a literal is either a 0/1 variable (serving as a Boolean variable) or its negation. The negation of a variable x is simply written $\text{not}(x)$.

Syntax 82

```
<clause>
  <list> ((01Var | "not("01Var)") whitespace)+ </list>
</clause>
```

Note that the opening and closing tags of `<list>` are optional, which gives:

Syntax 83

```
<clause> ((01Var | "not("01Var)") whitespace)+ </clause> // Simplified Form
```

Semantics 52

$\text{clause}(L)$ iff
 $\exists x \in L : x = 1 \vee \exists \neg x \in L : x = 0$

In the following example, the constraint states that $x_0 \vee \neg x_1 \vee x_2 \vee x_3 \vee \neg x_4$



Example 89

```

<clause>
  x0 not(x1) x2 x3 not(x4)
</clause>

```

4.1.8.2 Constraint instantiation

The constraint **instantiation** represents a set of unary constraints corresponding to variable assignments. There are three main interests in introducing it. First, when modeling, rather often we need to instantiate a subset of variables (for example, for taking some hints/clues into consideration, or for breaking some symmetries). It is simpler, more natural and informative to post a constraint **instantiation** than a set of unary constraints **intension**. Second, instantiations can be used to represent partial search instantiations that can be directly injected into XCSP³ instances. Third, instantiations allow us to represent solutions, as explained in Section 2.11, having this way the output of the format made compatible with the input.

The constraint **instantiation** ensures that the i th variable x of **<list>** is assigned the i th value of **<values>**. Every variable can only occur once in **<list>**.



Syntax 84

```

<instantiation>
  <list> (intVar wspace)+ </list>
  <values> (intVal wspace)+ </values>
</instantiation>

```



Semantics 53

$\text{instantiation}(X, V)$, with $X = \langle x_0, x_1 \dots \rangle$ and $V = \langle v_0, v_1, \dots \rangle$ iff

$$\forall i : 0 \leq i < |X|, x_i = v_i$$

Prerequisite : $|X| = |V| > 0$

In our example below, we have a first constraint that enforces $x = 12$, $y = 4$ and $z = 30$, and a second constraint involving an array w of 6 variables such that $w[0] = 1$, $w[1] = 0$, $w[2] = 2$, $w[3] = 1$, $w[4] = 3$, $w[5] = 1$.



Example 90

```


<instantiation>
  <list> x y z </list>
  <values> 12 4 30 </values>
</instantiation>
<instantiation>
  <list> w[] </list>
  <values> 1 0 2 1 3 1 </values>
</instantiation>

```

Remark 27 The constraint `instantiation` is a generalization of the constraint `cube` used in the SAT community when dealing with DNF (Disjunctive Normal Form) expressions.


Remark 28 The attributes coming with the element `<instantiation>` when used to represent a solution (see Section 2.11) are simply ignored (and tolerated) when a solution is injected in the input.

Since Specifications 3.0.7, one may use compact forms of integer sequences (in elements `<values>` of `<instantiation>` and `<coeffs>` of `<sum>`) by writing vxk for standing that the integer v occurs k times in sequence. This means that assuming that w is an array of 6 variables where the three first variables must be assigned to 0 and the three last variables must be assigned to 1, one can write:

 **Example 91**

```
<instantiation>
  <list> w[] </list>
  <values> 0 0 0 1 1 1 </values>
</instantiation>
```

or more compactly:


 **Example 92**

```
<instantiation>
  <list> w[] </list>
  <values> 0x3 1x3 </values>
</instantiation>
```

4.2 Constraints over Symbolic Variables

Many constraints introduced above for integer variables can be used with symbolic variables. Basically, this is always when no arithmetic computation is involved. In the current version of this document, we shall not list exhaustively all such cases.

We just give an illustration of an extensional constraint involving three symbolic variables of domain $\{a, b, c\}$.


 **Example 93**

```
<extension id="c1">
  <list> x1 x2 x3 </list>
  <supports> (a,b,a) (b,a,c) (b,c,b) (c,a,b) </supports>
</extension>
```

4.3 Adhoc Constraints

In some situations, you may want to introduce a particular constraint by arbitrarily defining its semantics (and arguments). This may be a (new) global constraint that some user wants


to try out (and implement in a solver). In XCSP³, it is possible to handle such constraints, called **adhoc**. A constraint **adhoc** is given a name (**form**), and contain a specific number of arguments. It may also contain a comment (**note**). The syntax is:

 **Syntax 85**

```
<adhoc>
  <form> identifier </form>
  [<note> string </note>]
  ...           // arguments specific to the form of the adhoc constraint
</adhoc>
```

The semantics is defined by the user.

For illustrating **adhoc** constraints, we propose to simulate two well-known constraints (of course, there is no real interest in doing so; this is just for simplicity). Let us consider the following XCSP³ code:

 **Example 94**

```
<adhoc>
  <form> myAllDiff </form>
  <note> this is my demo simulating alldifferent </note>
  <list> x[] </list>
</adhoc>
<adhoc>
  <form> mySum </form>
  <list> x[] </list>
  <coeffs> 1 2 3 4 5 6 7 8 9 10 </coeffs>
  <condition> (1e,165) </condition>
</adhoc>
```

Here, we have two **adhoc** constraints: the first one is supposed to simulate **allDifferent** and the second one **sum**. Note how the arguments have been adapted to these two forms of constraints.

In the Java XCSP³ parser, the callback function is:

```
void buildCtrAdhoc(String id, String form, Map<String, Object> map);
```

In the constraint solver ACE [80], we can then implement something like:

```
void buildCtrAdhoc(String id, String form, Map<String, Object> map) {
  if (form.equals("myAllDiff")) {
    XVarInteger[] list = (XVarInteger[]) map.get("list");
    problem.allDifferent(trVars(list));
  } else if (form.equals("mySum")) {
    XVarInteger[] list = (XVarInteger[]) map.get("list");
    int[] coeffs = (int[]) map.get("coeffs");
    Condition condition = (Condition) map.get("condition");
    problem.sum(trVars(list), coeffs, trVar(condition));
  }
}
```

It means that you can rather easily call the propagators (of possibly new constraints) you want by intercepting the right forms of **adhoc** constraints.

5

Constraints over Complex Discrete Variables

In this chapter, we introduce constraints over complex discrete variables, namely, set and graph variables. We shall use the terms *setVar* and *graphVar* to denote respectively a set and a graph variable. These terms as well as related ones, like for example, *setVal*, are defined in Appendix B.

5.1 Constraints over Set Variables

We first introduce constraints over set variables per family, as indicated by Figure 5.1. In what follows, set variables are denoted by lowercase letters s, t , possibly subscripted. For sequences of set variables, we use uppercase letters S, T , possibly subscripted, as e.g., $S = \langle s_1, s_2, \dots \rangle$. For sequences of sequences of set variables, we use uppercase letters \mathcal{S}, \mathcal{T} in mathcal font, as e.g., $\mathcal{S} = \langle S_1, S_2, \dots \rangle$.

5.1.1 Generic Constraints

5.1.1.1 Constraint intension

Unsurprisingly, a constraint **intension** defined on set variables is built similarly to a constraint **intension** defined on integer variables. Simply, some additional operators are available. They are given by Table 5.1 that shows the specific operators that can be used to build predicates with set operands. Of course, it is possible to combine such operators with those presented for integers (and Booleans) in Table 4.1. Note that the operators on convexity are used in Gecode.

An intensional constraint is defined by an element **<intension>**, containing an element **<function>** that describes the functional representation of the predicate, referred to as *bool-ExprSet* in the syntax box below, and whose precise syntax is given in Appendix B.

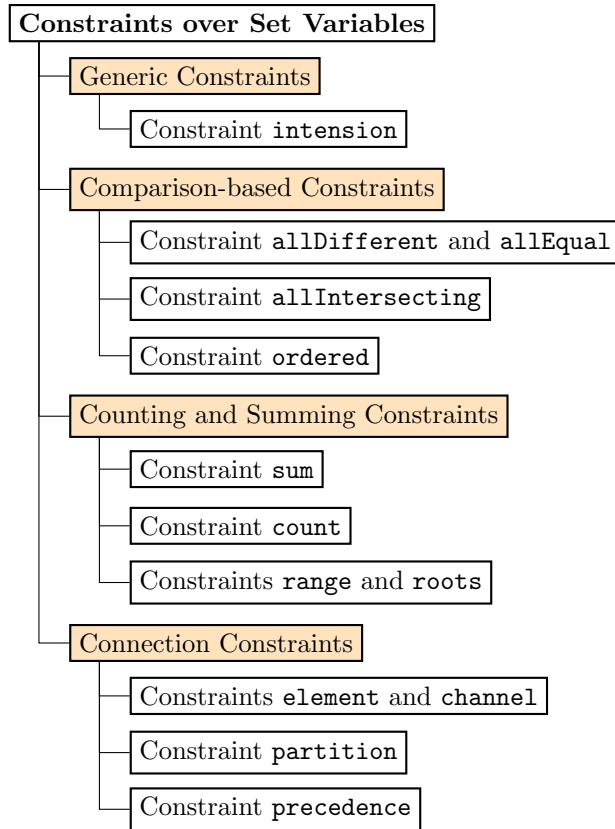


Figure 5.1: The different types of constraints over set variables.



Syntax 86

```

<intension>
  <function> boolExprSet </function>
</intension>

```

Note that the opening and closing tags for `<function>` are optional, which gives:



Syntax 87

```

<intension> boolExprSet </intension> // Simplified Form

```

In the following example, the constraints c_1 and c_2 are respectively defined by $|s| = 2$ and $t_1 \cup t_2 \subset t_3$, with s , t_1 , t_2 and t_3 being set variables.

Operation	Arity	Syntax	Semantics
Arithmetic (set operands and integer result)			
Cardinality	1	<code>card(<i>s</i>)</code>	$ s $
Smallest element	1	<code>min(<i>s</i>)</code>	$\min s$
Greatest element	1	<code>max(<i>s</i>)</code>	$\max s$
Set (set operands, except for the operator <code>set</code> , and set result)			
<code>set</code>	$r > 0$	<code>set(<i>x</i>₁, ..., <i>x</i>_{<i>r</i>})</code>	$\{x_1, \dots, x_r\}$
Union	$r \geq 2$	<code>union(<i>s</i>₁, ..., <i>s</i>_{<i>r</i>})</code>	$s_1 \cup \dots \cup s_r$
Intersection	$r \geq 2$	<code>inter(<i>s</i>₁, ..., <i>s</i>_{<i>r</i>})</code>	$s_1 \cap \dots \cap s_r$
Difference	2	<code>diff(<i>s</i>, <i>t</i>)</code>	$s \setminus t$
Symmetric difference	$r \geq 2$	<code>sdiff(<i>s</i>₁, ..., <i>s</i>_{<i>r</i>})</code>	$s_1 \Delta \dots \Delta s_r$
Convex Hull	1	<code>hull(<i>s</i>)</code>	$\{i : \min s \leq i \leq \max s\}$
Relational (set operands, except for the 1st operand of the operator <code>in</code> , and Boolean result)			
Membership	2	<code>in(<i>x</i>, <i>s</i>)</code>	$x \in s$
Different from	2	<code>ne(<i>s</i>, <i>t</i>)</code>	$s \neq t$
Equal to	$r \geq 2$	<code>eq(<i>s</i>₁, ..., <i>s</i>_{<i>r</i>})</code>	$s_1 = \dots = s_r$
Disjoint sets	2	<code>djoint(<i>s</i>, <i>t</i>)</code>	$s \cap t = \emptyset$
Strict subset	2	<code>subset(<i>s</i>, <i>t</i>)</code>	$s \subset t$
Subset or equal to	2	<code>subseq(<i>s</i>, <i>t</i>)</code>	$s \subseteq t$
Superset or equal to	2	<code>supseq(<i>s</i>, <i>t</i>)</code>	$s \supseteq t$
Strict superset	2	<code>supset(<i>s</i>, <i>t</i>)</code>	$s \supset t$
Convexity	1	<code>convex(<i>s</i>)</code>	$s = \{i : \min s \leq i \leq \max s\}$

Table 5.1: Operators on sets that can be used to build predicates.



Example 95

```
<intension id="c1">
  eq(card(s),2)
</intension>
<intension id="c2">
  subset(union(t1,t2),t3)
</intension>
```

5.1.2 Comparison-based Constraints

5.1.2.1 Constraint allDifferent


Such constraints are similar to those described earlier for integer variables, but set variables/-values simply replace integer variables/values.




Syntax 88

```
<allDifferent>
  <list> (setVar whitespace)2+ </list>
  [<except> setVal+ </except>]
</allDifferent>
```

Note that the opening and closing tags for `<list>` are optional, if `<except>` is not present, which gives:

 **Syntax 89**


```
| <allDifferent> (setVar whitespace)2+ </allDifferent> // Simplified Form
```

 **Example 96**

```
| <allDifferent id="c1">
|   s1 s2 s3
| </allDifferent>
| <allDifferent id="c2">
|   <list> t1 t2 t3 t4 </list>
|   <except> {} </except>
| </allDifferent>
```


5.1.2.2 Constraint allEqual

Such constraints are similar to those described earlier for integer variables, but set variables simply replace integer variables.


 **Syntax 90**

```
| <allEqual>
|   <list> (setVar whitespace)2+ </list>
|   [<except> setVal+ </except>]
| </allEqual>
```

Note that the opening and closing tags for `<list>` are optional, if `<except>` is not present, which gives:

 **Syntax 91**

```
| <allEqual> (setVar whitespace)2+ </allEqual> // Simplified Form
```

 **Example 97**

```
| <allEqual id="c">
|   s1 s2 s3 s4
| </allEqual>
```

5.1.2.3 Constraint allIntersecting

The constraint `allIntersecting` ensures that each pair of set variables in `<list>` intersects in a number of elements that respects a numerical condition. It captures for example `at_most1` in MiniZinc, with operator `le` and value 1.

Syntax 92

```
<allIntersecting>
  <list> (setVar wspace)2+ </list>
  <condition> "(" operator "," operand ")" </condition>
</allIntersecting>
```

Semantics 54

$\text{allIntersecting}(S, (\odot, k))$, with $S = \langle s_1, s_2, \dots \rangle$, iff

$$\forall(i, j) : 1 \leq i < j \leq |S|, |s_i \cap s_j| \odot k$$

In the following example, the constraints c_1 states that $|s_1 \cap s_2| = k \wedge |s_1 \cap s_3| = k \wedge |s_2 \cap s_3| = k$, whereas the constraint c_2 states that $|t_1 \cap t_2| \leq 1 \wedge |t_1 \cap t_3| \leq 1 \wedge |t_2 \cap t_3| \leq 1$.

Example 98

```
<allIntersecting id="c1">
  <list> s1 s2 s3 </list>
  <condition> (eq,k) </condition>
</allIntersecting>
<allIntersecting id="c2">
  <list> t1 t2 t3 </list>
  <condition> (le,1) </condition>
</allIntersecting>
```

We propose to identify two cases of `allIntersecting` over set variables, corresponding to the case where all sets must be disjoint (value "disjoint" for `case`) and the case where all sets must be overlapping (value "overlapping" for `case`). For both cases, the element `<condition>` becomes implicit. The two following constraints c_3 and c_4 :

Example 99

```
<allIntersecting id="c3">
  <list> s1 s2 s3 </list>
  <condition> (gt,0) </condition>
</allIntersecting>
<allIntersecting id="c4">
  <list> t1 t2 t3 t4 </list>
  <condition> (eq,0) </condition>
</allIntersecting>
```

can then be defined by:

Example 100

```
<allIntersecting id="c3" case="disjoint">
  s1 s2 s3
</allIntersecting>
<allIntersecting id="c4" case="overlapping">
  t1 t2 t3 t4
</allIntersecting>
```

5.1.2.4 Constraint ordered

As for the constraint **ordered-set** (i.e., the constraint **ordered** lifted to sets), we consider the inclusion order for sets: the operators that can be used are among $\{\subset, \subseteq, \supseteq, \supset\}$. This gives:

Syntax 93

```
<ordered>
  <list> (setVar wspace)2+ </list>
  <operator> "subset" | "subseq" | "supseq" | "supset" </operator>
</ordered>
```

Semantics 55

$\text{ordered}(S, \odot)$, with $S = \langle s_1, s_2, \dots \rangle$ and $\odot \in \{\subset, \subseteq, \supseteq, \supset\}$, iff

$$\forall i : 1 \leq i < |S|, s_i \odot s_{i+1}$$

This captures **increasing** (**subsetEq** in Choco3) and **decreasing**, as illustrated below respectively with constraints c_1 and c_2 .

Example 101

```
<ordered id="c1">
  <list> s1 s2 s3 </list>
  <operator> subseq </operator>
</ordered>
<ordered id="c2">
  <list> t1 t2 t3 t4 t5 </list>
  <operator> supseq </operator>
</ordered>
```

A second form of **ordered** uses an underlying ordering based either on bounds or on indicator (characteristic) functions. In the former case, the ordering \preceq_{bnd} is defined as:

$$s \preceq_{bnd} t \text{ iff } \max(s) \leq \min(t).$$

In the latter case, the ordering \preceq_{ind} is defined as follows:

$$s \preceq_{ind} t \text{ iff } s = \emptyset \vee t \neq \emptyset \wedge (\min(s) < \min(t) \vee \min(s) = \min(t) \wedge s \setminus \{\min(s)\} \preceq_{ind} t \setminus \{\min(t)\})$$

The attribute **order** is required here, with either the value "bnd" or the value "ind".

Syntax 94

```
<ordered order="bnd|ind">
  <list> (setVar wspace)2+ </list>
  <operator> "lt" | "le" | "ge" | "gt" </operator>
</ordered>
```

For the semantics, ordered^{bnd} and ordered^{ind} correspond to versions of `ordered`, with `order` set to "bnd" and "ind", respectively.

Semantics 56

$\text{ordered}^{bnd}(S, \odot)$, with $S = \langle s_1, s_2, \dots \rangle$ and $\odot \in \{<, \leq, \geq, >\}$, iff
 $\forall i : 1 \leq i < |S|, \max(s_i) \odot \min(s_{i+1})$
 $\text{ordered}^{ind}(S, \odot)$, with $S = \langle s_1, s_2, \dots \rangle$ and $\odot \in \{<, \leq, \geq, >\}$, iff
 $\forall i : 1 \leq i < |S|, s_i \odot_{ind} s_{i+1}$

The constraint with type "bnd" captures **sequence** of Gecode.

The constraint `ordered` over set variables can be of course lifted to other structures like lists and sets. We show this on lists (sequences) of set variables, capturing `lex` defined in MiniZinc. The lexicographic order can rely on \preceq_{bnd} or \preceq_{ind} . For example, for \preceq_{ind} , we have:

$$S = \langle s_1, s_2, \dots, s_k \rangle \preceq_{ind} T = \langle t_1, t_2, \dots, t_k \rangle \text{ iff} \\ S = \langle \rangle \vee T \neq \langle \rangle \wedge (s_1 \prec_{ind} t_1 \vee s_1 = t_1 \wedge \langle s_2, \dots, s_k \rangle \preceq_{ind} \langle t_2, \dots, t_k \rangle).$$

Syntax 95

```
<ordered order="bnd|ind">
  (<list> (setVar wspace)+ </list>)+2+
  <operator> "lt" | "le" | "ge" | "gt" </operator>
</ordered>
```

Semantics 57

$\text{ordered}^{ind}(S, \odot)$, with $S = \langle S_1, S_2, \dots \rangle$ and $\odot \in \{<, \leq, \geq, >\}$, iff
 $\forall i : 1 \leq i < |S|, S_i \odot_{ind} S_{i+1}$
Prerequisite: $|S| > 1$

5.1.3 Counting Constraints

5.1.3.1 Constraint sum

The constraint `sum` ensures that the sum of coefficients in `<coeffs>` indexes by values present in `<index>` respects a numerical condition.

Syntax 96

```
<sum>
  <index> setVar </index>
  <coeffs [startIndex="integer"]> (intVal wspace)+ </coeffs>
  <condition> "(" operator "," operand ")" </condition>
</sum>
```

Semantics 58

$\text{sum}(s, C, (\odot, k))$, with $C = \langle c_1, c_2, \dots \rangle$, iff
 $\sum \{c_i : 1 \leq i \leq |C| \wedge i \in s\} \odot k$

This constraint captures `sum_set` in the catalog, `sum` in Choco3 and `weights` in Gecode.

Example 102

```
<sum>
  <index> s </index>
  <coeffs> 4 2 3 2 7 </coeffs>
  <condition> (gt,v) </condition>
</sum>
```

5.1.3.2 Constraint count

The constraint `count` ensures that the number of set variables in `<list>` which are assigned a set among those in `<values>` respects a numerical condition.

Syntax 97

```
<count>
  <list> (setVar wspace)2+ </list>
  <values> (setVal wspace)+ | (setVar wspace)+ </values>
  <condition> "(" operator "," operand ")" </condition>
</count>
```

To simplify, we assume for the semantics that T is a set of set values (and not variables).

Semantics 59

$\text{count}(S, T, (\odot, k))$, with $S = \langle s_1, s_2, \dots \rangle$, $T = \langle t_1, t_2, \dots \rangle$, iff
 $|\{i : 1 \leq i \leq |S| \wedge s_i \in T\}| \odot k$



Example 103

```

<count>
  <list> s1 s2 s3 s4 </list>
  <values> t </values>
  <condition> (eq,2) </condition>
</count>

```

The constraint `count` captures `atLeast`, `atMost` and `exactly`. It also captures `nEmpty` of Choco3, by using `<values> set() </values>`.

5.1.3.3 Constraint range

The constraint `range` [20, 22] holds iff the set of values taken by variables of `<list>` at indices given by `<index>` is exactly the set `<image>`. The optional attribute `startIndex` gives the number used for indexing the first variable in `<list>` (0, by default).



Syntax 98

```

<range>
  <list [startIndex="integer"]> (intVar wspace)+ </list>
  <index> setVal | setVar </index>
  <image> setVal | setVar </image>
</range>

```



Semantics 60

$\text{range}(X, s, t)$, with $X = \langle x_1, x_2, \dots \rangle$, iff

$$\{x_i : 1 \leq i \leq |X| \wedge i \in s\} = t$$

In the following example, the constraints c_1 and c_2 , taken together, permit to represent $\text{nValues}(\{x_0, x_1, x_2, x_3, x_4, x_5\}, y)$; see [20].



Example 104

```

<range id="c1">
  <list> x0 x1 x2 x3 x4 x5 </list>
  <index> {0,1,2,3,4,5} </index>
  <image> t </image>
</range>
<intension id="c2"> eq(y, card(t)) </intension>

```

5.1.3.4 Constraint roots

The constraint `roots` [20, 23] holds iff `<index>` represents exactly the set of indices of variables in `<list>` which are assigned a value in `<image>`. The optional attribute `startIndex` gives the number used for indexing the first variable in `<list>` (0, by default).

Syntax 99

```
<roots>
  <list [startIndex="integer"]> (intVar whitespace)2+ </list>
  <index> setVal | setVar </index>
  <image> setVal | setVar </image>
</roots>
```

Semantics 61

$\text{roots}(X, s, t)$, with $X = \langle x_1, x_2, \dots \rangle$, iff
 $\{i : 1 \leq i \leq |X| \wedge x_i \in t\} = s$

In the following example, the constraints c_1 and c_2 , taken together, permit to represent $\text{among}(2, \{x_0, x_1, x_2, x_3, x_4, x_5\}, \{0, 1\})$; see [20].

Example 105

```
<roots id="c1">
  <list> x0 x1 x2 x3 x4 x5 </list>
  <index> s </index>
  <image> {0,1} </image>
</roots>
<intension id="c2"> eq(2, card(s)) </intension>
```

5.1.4 Connection Constraints

5.1.4.1 Constraint element

The constraint `element` ensures that `<value>` is element of `<list>`, i.e., equal to one set among those assigned to the set variables of `<list>`. The optional element `<index>` gives the index (position) of one occurrence of `<value>` inside `<list>`. The optional attribute `startIndex` gives the number used for indexing the first variable in `<list>` (0, by default).

Syntax 100

```
<element>
  <list [startIndex="integer"]> (setVar whitespace)2+ </list>
  [<index> intVar </index>]
  <value> setVal | setVar </value>
</element>
```

Semantics 62

$\text{element}(S, t)$, with $S = \langle s_1, s_2, \dots \rangle$, iff
 $\exists i : 1 \leq i \leq |S| \wedge s_i = t$
 $\text{element}(S, i, t)$, with $S = \langle s_1, s_2, \dots \rangle$, iff
 $s_i = t$

The first form (without element `<index>`) captures `member` in Choco3.



Example 106

```
<element id="c1">
  <list> s1 s2 s3 </list>
  <index> i </index>
  <value> t </value>
</element>
<element id="c2">
  <list> t1 t2 t3 t4 </list>
  <value> t5 </value>
</element>
```

5.1.4.2 Constraint channel

The constraint `channel`, in its first form, sometimes called `inverse.set` or `inverse` in the literature, ensures that two lists of set variables represent inverse functions. Any value in the set of a list must be within the index range of the other list. For each list, the optional attribute `startIndex` gives the number used for indexing the first variable in this list (0, by default).



Syntax 101

```
<channel>
  <list [startIndex="integer"]> (setVar wspace)2+ </list>
  <list [startIndex="integer"]> (setVar wspace)2+ </list>
</channel>
```

For the semantics, starting indexes are assumed to be equal to 1.



Semantics 63

$\text{channel}(S, T)$, with $S = \langle s_1, s_2, \dots \rangle$ and $T = \langle t_1, t_2, \dots \rangle$, iff

$$\forall i : 1 \leq i \leq |S|, j \in s_i \Leftrightarrow i \in t_j$$

A second form of the constraint `channel`, called `int.set.channel` in MiniZinc, links a set of integer variables to a set of set variables.



Syntax 102

```
<channel>
  <list [startIndex="integer"]> (intVar wspace)+ </list>
  <list [startIndex="integer"]> (setVar wspace)+ </list>
</channel>
```



Semantics 64

$\text{channel}(X, S)$, with $X = \langle x_1, x_2, \dots \rangle$ and $S = \langle s_1, s_2, \dots \rangle$, iff

$$\forall i : 1 \leq i \leq |X|, x_i = j \Leftrightarrow i \in s_j$$

A final form, called `bool.channel` in Choco3, is obtained by considering a list of 0/1 variables to be channeled with a set variable. It constrains this list to be a representation of the set.

Syntax 103

```
<channel>
  <list [startIndex="integer"]> (01Var whitespace)* </list>
  <value> setVar </value>
</channel>
```

Semantics 65

$\text{channel}(X, s)$, with $X = \{x_1, x_2, \dots\}$, iff
 $\forall i : 1 \leq i \leq |X|, x_i = 1 \Leftrightarrow i \in s$

5.1.4.3 Constraint precedence

The constraint `precedence` ensures that if a set variable s_j of `<list>` contains the $i + 1$ th value of `<values>`, but not the i th value, then another set variable of `<list>`, that precedes s_j , contains the i th value of `<values>`, but not the $i + 1$ th value. The optional attribute `covered` indicates whether each value of `<values>` must belong to at least one set variable of `<list>` ("false", by default).

Syntax 104

```
<precedence>
  <list> (setVar whitespace)* </list>
  <values [covered="boolean"]> (intVal whitespace)* </values>
</precedence>
```

For the semantics, V^{cv} means that `covered` is "true", and we note $v \in S$ iff there exists a set variable $s_j \in S$ such that $v \in s_j$.

Semantics 66

$\text{precedence}(S, V)$, with $S = \langle s_1, s_2, \dots \rangle$ and $V = \langle v_1, v_2, \dots \rangle$, iff
 $\forall i : 1 \leq i < |V|, v_{i+1} \in S \Rightarrow v_i \in S$
 $\forall i : 1 \leq i < |V| \wedge v_{i+1} \in S, \min\{j : 1 \leq j \leq |S| \wedge v_i \in s_j\} < \min\{j : 1 \leq j \leq |S| \wedge v_{i+1} \in s_j\}$
 $\text{precedence}(S, V^{cv})$ iff $\text{precedence}(S, V) \wedge v_{|V|} \in S$

Example 107

```
<precedence>
  <list> s1 s2 s3 s4 </list>
  <values> 4 0 </values>
</precedence>
```

The constraint `precedence` captures `set.value.precede` in the Global Constraint Catalog.

5.1.4.4 Constraint partition

The constraint `partition` ensures that `<list>` represents a partition of `<value>`.

Syntax 105

```
<partition>
  <list> (setVar whitespace)2+ </list>
  <value> setVar </value>
</partition>
```

Semantics 67

$\text{partition}(S, t)$, with $S = \langle s_1, s_2, \dots \rangle$, iff
 $t = \bigcup_{i=1}^{|S|} s_i \wedge \forall (i, j) : 1 \leq i < j \leq |S|, s_i \cap s_j = \emptyset$

5.2 Constraints over Graph Variables

In this section, we present constraints that are defined on graph variables. We have:

1. `circuit`
2. `nCircuits`
3. `path`
4. `nPaths`
5. `arbo`
6. `nArbos`
7. `nCliques`

5.2.1 Constraint circuit

This form of the constraint `circuit` ensures that the value taken by the (directed or undirected) graph variable in `<graph>` represents a circuit (cycle). The optional element `<size>` indicates that the circuit must be of a given size (number of nodes). Consequently, in that case, and only in that case, the circuit is not required to cover all nodes that are present in the upper bound of the graph variable.

Syntax 106

```
<circuit>
  <graph> graphVar </graph>
  [<size> intVal | intVar </size>]
</circuit>
```

For the semantics, n_{max} denotes the number of nodes in the upper bound g_{max} of g .

Semantics 68

```
circuit( $g$ ) iff  
   $g$  is a circuit of size  $n_{max}$   
circuit( $g, s$ ) iff  
   $g$  is a circuit of size  $s > 1$ 
```

5.2.2 Constraint nCircuits

For several circuits, one must specify a numerical condition.

Syntax 107

```
<nCircuits>  
  <graph>  $graphVar$  </graph>  
  <condition> "("  $operator$  ","  $operand$  ")" </condition>  
</nCircuits>
```

Semantics 69

```
nCircuits( $g, (\odot, k)$ ), iff  
   $g$  represents  $p$  node-disjoint circuits with  $p \odot k$ 
```

5.2.3 Constraint path

The constraint `path` ensures that the value taken by the (directed or undirected) graph variable in `<graph>` represents a path from the node specified in `<start>` to the node specified in `<final>`. The optional element `size` indicates that the path must be of a given size (number of nodes). Consequently, in that case, and only in that case, the path is not required to cover all nodes that are present in the upper bound of the graph variable.

Syntax 108

```
<path>  
  <graph>  $graphVar$  </graph>  
  <start>  $intVal$  |  $intVar$  </start>  
  <final>  $intVal$  |  $intVar$  </final>  
  [<size>  $intVal$  |  $intVar$  </size>]  
</path>
```

Semantics 70

```
path( $g, s, e$ ) iff  
   $g$  is a path from  $s$  to  $e$  of size  $n_{max}$   
path( $g, s, e, z$ ) iff  
   $g$  is a path from  $s$  to  $e$  of size  $z > 1$ 
```

5.2.4 Constraint nPaths

For several paths, one must specify a numerical condition.



Syntax 109

```
<nPaths>
  <graph> graphVar </graph>
  <condition> "(" operator "," operand ")" </condition>
</nPaths>
```



Semantics 71

```
nPaths( $g, (\odot, k)$ ), iff
   $g$  forms  $p$  paths s.t.  $p \odot k$ 
```

5.2.5 Constraint arbo

The constraint **arbo** ensures that the value taken by the directed (respectively, undirected) graph variable in **<graph>** represents an arborescence (respectively, tree) whose root is specified by **<root>**. The optional element **size** indicates that the arborescence must be of a given size (number of nodes). Consequently, in that case, the arborescence is not required to cover all nodes that are present in the upper bound of the graph variable.



Syntax 110

```
<arbo>
  <graph> graphVar </graph>
  <root> intVal | intVar </root>
  [<size> intVal | intVar </size>]
</arbo>
```



Semantics 72

```
arbo( $g, r$ ) iff
   $g$  is an arborescence of root  $r$  and size  $n_{max}$ 
arbo( $g, r, s$ ) iff
   $g$  is an arborescence of root  $r$  and size  $s > 1$ 
```

5.2.6 Constraint nArbos



Syntax 111

```
<nArbos>
  <graph> graphVar </graph>
  <condition> "(" operator " ," operand ")" </condition>
</nArbos>
```



Semantics 73

$\text{nArbos}(g, (\odot, k))$, with $\odot \in \{<, \leq, >, \geq, =, \neq\}$, iff
 g represents p arborescences s.t. $p \odot k$

5.2.7 Constraint nCliques

The constraint `nCliques`, called `nclique` in [50], ensures that the value taken by the graph variable in `<graph>` represents a set of cliques whose cardinality must respect a numerical condition.



Syntax 112

```
<nCliques>
  <graph> graphVar </graph>
  <condition> "(" operator " ," operand ")" </condition>
</nCliques>
```



Semantics 74

$\text{nCliques}(g, (\odot, k))$, with $\odot \in \{<, \leq, >, \geq, =, \neq\}$, iff
 g represents p cliques s.t. $p \odot k$

6

Constraints over Continuous Variables

In this chapter, we introduce constraints over continuous variables, namely, real and qualitative variables. We shall use the term *realVar* and *qualVar* to denote a real variable and a qualitative variable, respectively. These terms as well as related ones, like for example, *realVal*, are defined in Appendix B.

6.1 Constraints over Real Variables

Reasoning over real variables is typically performed by means of intensional arithmetic constraints and sum (linear) constraints. However, in the future, we might introduce a few global constraints adapted to real variables.

6.1.1 Constraint intension

A constraint **intension** on real variables is built similarly to a constraint **intension** defined on integer variables. Simply, some additional operators are available. They are given by Table 6.1 that does show the specific operators that can be used to build predicates with real operands. Of course, it is possible to combine such operators with those presented for integers (and Booleans) in Table 4.1.

An intensional constraint is defined by an element **<intension>**, containing an element **<function>** that describes the functional representation of the predicate, referred to as *bool-ExprReal* in the syntax box above, and whose precise syntax is given in Appendix B.



Syntax 113

```

<intension>
  <function> boolExprReal </function>
</intension>

```

Note that the opening and closing tags for <function> are optional, which gives:



Syntax 114

```

<intension> boolExprReal </intension> // Simplified Form

```

Operation	Arity	Syntax	Semantics
Constants			
Pi	0	PI	π
Euler's constant	0	E	e
Arithmetic			
Real Division	2	$\text{fdiv}(x, y)$	x/y
Real Remainder	2	$\text{fmod}(x, y)$	$x\%y$
Functional			
Square root	1	$\text{sqrt}(x)$	\sqrt{x}
n th root	2	$\text{nroot}(x, n)$	$\sqrt[n]{x}$
Natural exponential	1	$\text{exp}(x)$	e^x
Natural Logarithm	1	$\text{ln}(x)$	$\log_e x$
Logarithm to base	2	$\text{log}(x, b)$	$\log_b x$
Sine	1	$\text{sin}(x)$	$\sin x$
Cosine	1	$\text{cos}(x)$	$\cos x$
Tangent	1	$\text{tan}(x)$	$\tan x$
Arcsine	1	$\text{asin}(x)$	$\arcsin x$
Arccosine	1	$\text{acos}(x)$	$\arccos x$
Arctangent	1	$\text{atan}(x)$	$\arctan x$
Hyperbolic sine	1	$\text{sinh}(x)$	$\sinh x$
Hyperbolic cosine	1	$\text{cosh}(x)$	$\cosh x$
Hyperbolic tangent	1	$\text{tanh}(x)$	$\tanh x$

Table 6.1: Operators on reals that can be used to build predicates.

In the following example, the constraints c_1 and c_2 are respectively defined by $v = \sqrt{w}$ and $x \geq 3 \ln y + z^4$, with v, w, x, y, z assumed to be real variables.



Example 108

```

<intension id="c1">
  eq(v, sqrt(w))
</intension>
<intension id="c2">
  ge(x, add(mul(3, ln(y)), pow(z, 4)))
</intension>

```

6.1.2 Constraint sum

The constraint **sum** is the most important constraint in the context of real computation. When the optional element **<coeffs>** is missing, it is assumed that all coefficients are equal to 1. Of course, real values, variables and intervals are expected in **<condition>**.



Syntax 115

```
<sum>
  <list> (realVar wspace)2+ </list>
  [<coeffs> (realVal wspace)+ </coeffs>]
  <condition> "(" operator "," (realVal | realVar | realIntvl) ")" </condition>
</sum>
```



Semantics 75

$\text{sum}(X, C, (\odot, k))$, with $X = \langle x_1, x_2, \dots \rangle$ and $C = \langle c_1, c_2, \dots \rangle$, iff
 $(\sum_{i=1}^{|X|} c_i \times x_i) \odot k$
Prerequisite : $|X| = |C|$

In the following example, the constraint expresses $1.5x_0 + 2x_1 + 3.2x_2 > y$.



Example 109

```
<sum>
  <list> x0 x1 x2 </list>
  <coeffs> 1.5 2 3.2 </coeffs>
  <condition> (gt,y) </condition>
</sum>
```

6.2 Constraints over Qualitative Variables

Qualitative Spatial Temporal Reasoning (QSTR) deals with qualitative calculi (also called algebras). A qualitative calculus is defined from a finite set **B** of base relations on a certain domain. In this section, we introduce some constraints over some important qualitative calculi. In the future, more algebras might be introduced.

6.2.1 Constraint interval

Interval Algebra, also called Allen's calculus [2] handles temporal entities that represent intervals on the rational line. The set of base relations of this calculus is:

$$B_{int} = \{eq, p, pi, m, mi, o, oi, s, si, d, di, f, fi\}$$

where for example *m* stands for **meets**.

The constraint **interval** allows us to express qualitative information between two intervals.



Syntax 116

```

<interval>
  <scope> qualVar wspace qualVar </scope>
  <relation> (iaBaseRelation wspace)* </relation>
</interval>

```



Semantics 76

$\text{interval}(x, y, R)$, with $R \subseteq B_{int}$, iff

$$\exists b \in R : (x, y) \in b$$

In the following example, the constraint expresses that either x must overlap y or x must meet y .



Example 110

```

<interval>
  <scope> x y </scope>
  <relation> o m </relation>
</interval>

```

6.2.2 Constraint point

Point Algebra (PA) is a simple qualitative algebra defined for time points. The set of base relations of this calculus is:

$$B_{point} = \{b, eq, a\}$$

where for example b stands for **before**.

The constraint `point` allows us to express qualitative information between two points.



Syntax 117

```

<point>
  <scope> qualVar wspace qualVar </scope>
  <relation> (paBaseRelation wspace)* </relation>
</point>

```



Semantics 77

$\text{point}(x, y, R)$, with $R \subseteq B_{point}$, iff

$$\exists b \in R : (x, y) \in b$$

In the following example, the constraint expresses that either x must be before or after y .

Example 111

```
<point>
  <scope> x y </scope>
  <relation> b a </relation>
</point>
```

6.2.3 Constraint rcc8

RCC8 [115] is a region connection calculus for reasoning about regions in Euclidean space. The set of base relations of this calculus is:

$$B_{rcc8} = \{dc, ec, eq, po, tpp, tppl, ntpp, ntppi\}$$

where for example *dc* stands for **disconnected**.

The constraint **region** allows us to express qualitative information between two regions. For RCC8, the attribute **type** is required, and its value must be set to "rcc8".

Syntax 118

```
<region type="rcc8">
  <scope> qualVar wspace qualVar </scope>
  <relation> (rcc8BaseRelation wspace)* </relation>
</region>
```

Semantics 78

$\text{region}^{rcc8}(x, y, R)$, with $R \subseteq B_{rcc8}$, iff
 $\exists b \in R : (x, y) \in b$

In the following example, the constraint expresses that either *x* must be disconnected or externally connected with *y*.

Example 112

```
<region type="rcc8">
  <scope> x y </scope>
  <relation> dc ec </relation>
</region>
```

6.2.4 Constraint dbd

For Temporal Constraint Satisfaction [46], variables represent time points and temporal information is represented by a set of unary and binary constraints, each specifying a set of permitted intervals.

For this framework, we only need to introduce a type of constraints, called **dbd** constraints, for disjunctive binary difference constraints (as in [74]).



Syntax 119

```

<dbd>
  <scope> qualVar (wspace qualVar)* </scope>
  <intervals> (realIntvl wspace)+ </intervals>
</dbd>

```

Below, we give the semantics for unary and binary dbd constraints.



Semantics 79

```

dbd( $x, I$ ), with  $I = \langle l_1..u_1, l_2..u_2, \dots \rangle$ , iff
   $\exists i : 1 \leq i \leq |I| \wedge x \in l_i..u_i$ 
dbd( $x, y, I$ ), with  $I = \langle l_1..u_1, l_2..u_2, \dots \rangle$ , iff
   $\exists i : 1 \leq i \leq |I| \wedge y - x \in l_i..u_i$ 

```

In the following example, the constraint expresses that either $x_2 - x_1$ must be in $[30, 40]$ or in $[60, +infinity[$.



Example 113

```

<dbd>
  <scope> x1 x2 </scope>
  <intervals> [30,40] [60,+infinity[ </intervals>
</dbd>

```

Part III

Advanced Forms of Constraints

In XCSP³, it is possible to build advanced forms of (basic) constraints by means of lifting, restriction, sliding, logical combination and relaxation mechanisms. In this part, we introduce them.

7

Lifted and Restricted Forms of Constraints

In this chapter, we introduce two mechanisms that allow us to extend the scope of constraints defined in XCSP³. First, we show how it is possible to lift constraints over lists, sets, multisets, and also matrices, in a quite generic and natural way. Second, we show how classical restrictions on constraints can be posed by operating a simple attribute. These two mechanisms offer flexibility and extensibility, without paying the price of introducing many new XML elements.

7.1 Constraints lifted to Lists, Sets and Multisets

Many constraints, introduced earlier on integer variables can be extended to lists (tuples), sets and multisets. In XCSP³, this is quite easy to handle: replace, when appropriate, each integer variable of a list by an element `<list>`, or replace each of them by an element `<set>`, or even replace each of them by an element `<mset>`. The semantics, initially given for a sequence of variables, is naturally extended to apply to a sequence of lists of variables, a sequence of sets of variables, and a sequence of multisets of variables. The semantics must handle now tuples of values, sets of values, and multisets of values, since:

- The values assigned to the variables of an element `<list>` represent a tuple of values. For example, if we have `<list> x1 x2 x3 </list>` and the instantiation $x_1 = 1, x_2 = 0, x_3 = 1$, we deal with the tuple $\langle 1, 0, 1 \rangle$.
- The values assigned to the variables of an element `<set>` represent a set of values. For example, if we have `<set> x1 x2 x3 </set>` and the instantiation $x_1 = 1, x_2 = 0, x_3 = 1$, we deal with the set $\{0, 1\}$.
- The values assigned to the variables of an element `<mset>` represent a multiset of values. For example, if we have `<mset> x1 x2 x3 </mset>` and the instantiation $x_1 = 1, x_2 = 0, x_3 = 1$, we deal with the multiset $\{\{0, 1, 1\}\}$.

A lifting operation always applies to an element `<list>` conceived to contain integer variables. After all variables have been replaced by lists, sets or tuples, the opening and closing tags for the initial element `<list>` are no more required. This is the reason we shall never represent them.

In this section, we show this approach for the most popular “basic” constraints. More specifically, we present the following constraints lifted to lists, sets and multisets:

- `allDifferent`
- `allEqual`
- `allDistant`
- `ordered`
- `allIncomparable`
- `nValues`
- `sort`

Because these constraints are defined on several sequences (vectors) of variables, they admit a parameter $\mathcal{X} = \langle X_1, X_2, \dots \rangle$, with $X_1 = \langle x_{1,1}, x_{1,2}, \dots \rangle, X_2 = \langle x_{2,1}, x_{2,2}, \dots \rangle, \dots$. If $X = \langle x_1, x_2, \dots, x_p \rangle$ then $|X| = p$, and:

- \mathbf{X} denotes $\langle x_1, x_2, \dots, x_p \rangle$, the tuple of values obtained when considering an arbitrary instantiation of X .
- $\{\mathbf{X}\}$ denotes $\{x_i : 1 \leq i \leq p\}$, the set of values obtained when considering an arbitrary instantiation of X .
- $\{\{\mathbf{X}\}\}$ denotes $\{\{x_i : 1 \leq i \leq p\}\}$, the multiset of values obtained when considering an arbitrary instantiation of X .

Although we do not introduce new constraint types (names) in XCSP³, in order to clarify the textual description (in particular, for the semantics), we shall refer in the text to the versions of a constraint `ctr`, lifted to lists, sets and multisets, by `ctr-list`, `ctr-set` and `ctr-mset`, respectively. For example, we shall refer in the text to `allDifferent-list`, `allDifferent-set` and `allDifferent-mset` when considering lifted versions of `allDifferent`.

7.1.1 Lifted Constraints `allDifferent`

The constraint `allDifferent`, introduced earlier on integer variables, can be naturally extended to lists (tuples), sets and multisets [112].

7.1.1.1 On lists (tuples)

If `allDifferent` admits as parameter several lists of integer variables, then the constraint ensures that the tuple of values taken by variables of the first element `<list>` is different from the tuple of values taken by variables of the second element `<list>`. If more than two elements `<list>` are given, all tuples must be different. A variant enforces tuples to take distinct values, except those that are assigned to some specified tuples (often, the single tuple containing only 0), specified in the optional element `<except>`.



Syntax 120

```

<allDifferent>
  (<list> (intVar whitespace)2+ </list>)2+
  [<except> (" intVal (" intVal)+ ")")+ </except>]
</allDifferent>

```

As explained in the introduction of this section, in the text below, `allDifferent-list` refers to `allDifferent` defined over several lists of integer variables.



Semantics 80

$\text{allDifferent-list}(\mathcal{X}, E)$, with $\mathcal{X} = \langle X_1, X_2, \dots \rangle$, E the set of discarded tuples, iff

$$\forall (i, j) : 1 \leq i < j \leq |\mathcal{X}|, X_i \neq X_j \vee X_i \in E \vee X_j \in E$$

$\text{allDifferent-list}(\mathcal{X})$ iff $\text{allDifferent-list}(\mathcal{X}, \emptyset)$

Prerequisite : $|\mathcal{X}| \geq 2 \wedge \forall i : 1 \leq i < |\mathcal{X}|, |X_i| = |X_{i+1}| \geq 2 \wedge \forall \tau \in E, |\tau| = |X_1|$



Example 114

```

<allDifferent id="c1">
  <list> x1 x2 x3 x4 </list>
  <list> y1 y2 y3 y4 </list>
</allDifferent>
<allDifferent id="c2">
  <list> v1 v2 v3 v4 </list>
  <list> w1 w2 w3 w4 </list>
  <list> z1 z2 z3 z4 </list>
  <except> (0,0,0,0) </except>
</allDifferent>

```

Constraints captured by `allDifferent-list` from the Global Constraint Catalog:

- `lex.different`
- `lex.alldifferent`
- `lex.alldifferent_except_0`

7.1.1.2 On sets

If `allDifferent` admits several sets of integer variables as parameter, then the constraint ensures that the set of values taken by variables of the first element `<set>` is different from the set of values taken by variables of the second element `<set>`. If more than two elements `<set>` are given, all sets must be different. A variant enforces sets of values to be different, except those that are assigned to some specified sets, specified in the optional element `<except>`.



Syntax 121

```

<allDifferent>
  (<set> (intVar whitespace)+ </set>)2+
  [<except> ("{" intVal (" intVal)* "}")+ </except>]
</allDifferent>

```

As explained in the introduction of this section, in the text below, `allDifferent-set` refers to `allDifferent` defined over several sets of integer variables.

Semantics 81

$\text{allDifferent-set}(\mathcal{X}, E)$, with $\mathcal{X} = \langle X_1, X_2, \dots \rangle$, E the set of discarded sets, iff

$$\forall (i, j) : 1 \leq i < j \leq |\mathcal{X}|, \{X_i\} \neq \{X_j\} \vee \{X_i\} \in E \vee \{X_j\} \in E$$

$\text{allDifferent-set}(\mathcal{X})$ iff $\text{allDifferent-set}(\mathcal{X}, \emptyset)$

Prerequisite : $|\mathcal{X}| \geq 2 \wedge \forall i : 1 \leq i \leq |\mathcal{X}|, |X_i| \geq 1$

Example 115

```
<allDifferent id="c1">
  <set> x1 x2 x3 x4 </set>
  <set> y1 y2 y3 </set>
</allDifferent>
<allDifferent id="c2">
  <set> v1 v2 v3 </set>
  <set> w1 w2 w3 w4 </set>
  <set> z1 z2 </set>
  <except> {0,1} </except>
</allDifferent>
```

7.1.1.3 On multisets

If `allDifferent` admits several multisets of integer variables as parameter, then the constraint ensures that the multiset of values taken by variables of the first element `<mset>` is different from the multiset of values taken by variables of the second element `<mset>`. If more than two elements `<mset>` are given, all multisets must be different. A variant enforces multisets of values to be different, except those that correspond some specified multisets, specified in the optional element `<except>`.

Syntax 122

```
<allDifferent>
  (<mset> (intVar whitespace)* </mset>)*2+
  [<except> ("{" intVal ("," intVal)+ "}")* </except>]
</allDifferent>
```

As explained in the introduction of this section, in the text below, `allDifferent-mset` refers to `allDifferent` defined over several multisets of integer variables.

Semantics 82

$\text{allDifferent-mset}(\mathcal{X}, E)$, with $\mathcal{X} = \langle X_1, X_2, \dots \rangle$, E the set of discarded multisets, iff

$$\forall (i, j) : 1 \leq i < j \leq |\mathcal{X}|, \{\{X_i\}\} \neq \{\{X_j\}\} \vee \{\{X_i\}\} \in E \vee \{\{X_j\}\} \in E$$

$\text{allDifferent-mset}(\mathcal{X})$ iff $\text{allDifferent-mset}(\mathcal{X}, \emptyset)$

Prerequisite : $|\mathcal{X}| \geq 2 \wedge \forall i : 1 \leq i < |\mathcal{X}|, |X_i| = |X_{i+1}| \geq 2 \wedge \forall M \in E, |M| = |X_1|$



Example 116

```

<allDifferent id="c1">
  <mset> x1 x2 x3 x4 </mset>
  <mset> y1 y2 y3 y4 </mset>
</allDifferent>
<allDifferent id="c2">
  <mset> v1 v2 v3 v4 </mset>
  <mset> w1 w2 w3 w4 </mset>
  <mset> z1 z2 z3 z4 </mset>
  <except> {{0,0,0,0}} </except>
</allDifferent>

```

7.1.2 Lifted Constraints allEqual

The versions of `allEqual` lifted to lists, sets and multisets are defined similarly to those presented above for `allDifferent`. The semantics below, are introduced for the base cases (i.e., without `<except>`).

7.1.2.1 On lists (tuples)



Syntax 123

```

<allEqual>
  (<list> (intVar whitespace)2+ </list>)2+
  [<except> (" intVal (" intVal)+ ")")+ </except>]
</allEqual>

```



Semantics 83

`allEqual-list(\mathcal{X})`, with $\mathcal{X} = \langle X_1, X_2, \dots \rangle$, iff

$$\forall (i, j) : 1 \leq i < j \leq |\mathcal{X}|, \mathbf{X}_i = \mathbf{X}_j$$

Prerequisite : $|\mathcal{X}| \geq 2 \wedge \forall i : 1 \leq i < |\mathcal{X}|, |X_i| = |X_{i+1}| \geq 2$

Constraints captured by `allEqual-list` from the Global Constraint Catalog: `lex_equal`

7.1.2.2 On sets



Syntax 124

```

<allEqual>
  (<set> (intVar whitespace)+ </set>)2+
  [<except> ("{" intVal (" intVal)* "}")+ </except>]
</allEqual>

```

Semantics 84

$\text{allEqual-set}(\mathcal{X})$, with $\mathcal{X} = \langle X_1, X_2, \dots \rangle$, iff
 $\forall(i, j) : 1 \leq i < j \leq |\mathcal{X}|, \{\mathbf{X}_i\} = \{\mathbf{X}_j\}$

Prerequisite : $|\mathcal{X}| \geq 2 \wedge \forall i : 1 \leq i \leq |\mathcal{X}|, |X_i| \geq 1$

7.1.2.3 On multisets

Syntax 125

```
<allEqual>
  (<mset> (intVar whitespace)2+ </mset>)2+
  [<except> ("{" intVal ("," intVal)+ "}") </except>]
</allEqual>
```

Semantics 85

$\text{allEqual-mset}(\mathcal{X})$, with $\mathcal{X} = \langle X_1, X_2, \dots \rangle$, iff
 $\forall(i, j) : 1 \leq i < j \leq |\mathcal{X}|, \{\{\mathbf{X}_i\}\} = \{\{\mathbf{X}_j\}\}$

Prerequisite : $|\mathcal{X}| \geq 2 \wedge \forall i : 1 \leq i < |\mathcal{X}|, |X_i| = |X_{i+1}| \geq 2$

Constraints captured by `allEqual-mset` from the Global Constraint Catalog: **same**

7.1.3 Lifted Constraints allDistant

Similarly to `allDifferent` and `allEqual`, `allDistant` can be lifted to lists, sets and multisets. Of course, we have to clarify the distances that are used, when considering pairs of lists, sets and multisets. By default, we shall use the following distances:

- Hamming distance for lists: $\text{dist}_H(X, Y) = |\{i : 1 \leq i \leq |X| \wedge x_i \neq y_i\}|$ with $X = \langle x_1, x_2, \dots \rangle$, $Y = \langle y_1, y_2, \dots \rangle$ and $|X| = |Y|$.
- infimum distance for sets (of integers): $\text{dist}_{inf}(X, Y) = \min\{|x - y| : x \in X \wedge y \in Y\}$
- Manhattan distance for multisets: $\text{dist}_M(X, Y) = \sum_{a \in X \cup Y} |\nu_X(a) - \nu_Y(a)|$ with $\nu_Z(c)$ denoting the multiplicity (number of occurrences) of value c in the multiset Z .

7.1.3.1 On lists (tuples)

Syntax 126

```
<allDistant>
  (<list> (intVar whitespace)2+ </list>)2+
  <condition> "(" operator "," operand ")" </condition>
</allDistant>
```

Semantics 86

$\text{allDistant-list}(\mathcal{X}, (\odot, k))$, with $\mathcal{X} = \langle X_1, X_2, \dots \rangle$, iff

$$\forall (i, j) : 1 \leq i < j \leq |\mathcal{X}|, \text{dist}_H(\mathbf{X}_i, \mathbf{X}_j) \odot k$$

Prerequisite : $|\mathcal{X}| \geq 2 \wedge \forall i : 1 \leq i < |\mathcal{X}|, |X_i| = |X_{i+1}| \geq 2$

Constraints captured by `allDistant-list` from the Global Constraint Catalog:

- `differ_from_at_least_k_pos`, `differ_from_at_most_k_pos`
- `differ_from_exactly_k_pos`
- `all_differ_from_at_least_k_pos`, `all_differ_from_at_most_k_pos`
- `all_differ_from_exactly_k_pos`

7.1.3.2 On sets

Syntax 127

```
<allDistant>
  (<set> (intVar whitespace)+ </set>)+2+
  <condition> "(" operator "," operand ")" </condition>
</allDistant>
```

Semantics 87

$\text{allDistant-set}(\mathcal{X}, (\odot, k))$, with $\mathcal{X} = \langle X_1, X_2, \dots \rangle$, iff

$$\forall (i, j) : 1 \leq i < j \leq |\mathcal{X}|, \text{dist}_{inf}(\{\mathbf{X}_i\}, \{\mathbf{X}_j\}) \odot k$$

Prerequisite : $|\mathcal{X}| \geq 2 \wedge \forall i : 1 \leq i \leq |\mathcal{X}|, |X_i| \geq 1$

We propose to identify two types of `allDistant-set`, corresponding to the case where all sets must be disjoint (value "disjoint" for case) and the case where all sets must be overlapping (value "overlapping" for case). For both cases, the element `<condition>` becomes implicit. The two following constraints c_1 and c_2 :

Example 117

```
<allDistant id="c1">
  <set> x1 x2 x3 x4 </set>
  <set> y1 y2 y3 y4 </set>
  <set> z1 z2 z3 </set>
  <condition> (gt,0) </condition>
</allDistant>
<allDistant id="c2">
  <set> v1 v2 v3 </set>
  <set> v4 v5 v6 v7 </set>
  <set> v8 v9 </set>
  <condition> (eq,0) </condition>
```

```
</allDistant>
```

can then be defined by:



Example 118

```
<allDistant id="c1" case="disjoint">
  <set> x1 x2 x3 x4 </set>
  <set> y1 y2 y3 y4 </set>
  <set> z1 z2 z3 </set>
</allDistant>
<allDistant id="c2" case="overlapping">
  <set> v1 v2 v3 </set>
  <set> v4 v5 v6 v7 </set>
  <set> v8 v9 </set>
</allDistant>
```

7.1.3.3 On multisets



Syntax 128

```
<allDistant>
  (<mset> (intVar wspace)2+ </mset>)2+
  <condition> "(" operator "," operand ")" </condition>
</allDistant>
```



Semantics 88

$\text{allDistant-mset}(\mathcal{X}, (\odot, k))$, with $\mathcal{X} = \langle X_1, X_2, \dots \rangle$, iff

$$\forall (i, j) : 1 \leq i < j \leq |\mathcal{X}|, \text{dist}_M(\{\{X_i\}\}, \{\{X_j\}\}) \odot k$$

Prerequisite : $|\mathcal{X}| \geq 2 \wedge \forall i : 1 \leq i < |\mathcal{X}|, |X_i| = |X_{i+1}| \geq 2$

Remark 29 *In the future, we project to deal with other distances by introducing an attribute distance, while fixing the terminology (values that can be used for distance).*

7.1.4 Lifted Constraints ordered (lex on lists)

The constraint **ordered** can be naturally lifted to lists, sets and multisets. As for **allDistant**, we have to clarify the (total or partial) orders that are used, when comparing lists, sets and multisets. By default, we shall use the following orders:

- lexicographic order \leq_{lex} for lists;
- inclusion order \subseteq for sets;
- multiplicity inclusion order \subseteq for multisets: $X \subseteq Y$ iff $\forall a \in X, \nu_X(a) \leq \nu_Y(a)$, with $\nu_Z(c)$ denoting the multiplicity (number of occurrences) of value c in the multiset Z .

7.1.4.1 On lists (tuples)

Because this constraint is very popular, it is allowed to use `lex`, instead of `ordered` over lists of integer variables. The constraint `lex`, see [36, 58], ensures that the tuple formed by the values assigned to the variables of the first element `<list>` is related to the tuple formed by the values assigned to the variables of the second element `<list>` with respect to the operator specified in `<operator>`. If more than two elements `<list>` are given, the entire sequence of tuples must be ordered; this captures then `lexChain` [35]. Note that, since Version 3.2, it is possible to have lists (vectors) with constants.



Syntax 129

```
<lex>
  (<list> (intVar whitespace)2+ | (intVal whitespace)2+ </list>)*2+
  <operator> "lt" | "le" | "ge" | "gt" </operator>
</lex>
```



Semantics 89

$\text{lex}(\mathcal{X}, \odot)$, with $\mathcal{X} = \langle X_1, X_2, \dots \rangle$ and $\odot \in \{<_{lex}, \leq_{lex}, \geq_{lex}, >_{lex}\}$, iff

$$\forall i : 1 \leq i < |\mathcal{X}|, X_i \odot X_{i+1}$$

Prerequisite : $|\mathcal{X}| \geq 2 \wedge \forall i : 1 \leq i < |\mathcal{X}|, |X_i| = |X_{i+1}| \geq 2$

In the following example, the constraint c_1 states that $\langle x_1, x_2, x_3, x_4 \rangle \leq_{lex} \langle y_1, y_2, y_3, y_4 \rangle$, whereas c_2 states that $\langle z_1, z_2, z_3 \rangle >_{lex} \langle z_4, z_5, z_6 \rangle >_{lex} \langle z_7, z_8, z_9 \rangle$.



Example 119

```
<lex id="c1">
  <list> x1 x2 x3 x4 </list>
  <list> y1 y2 y3 y4 </list>
  <operator> le </operator>
</lex>
<lex id="c2">
  <list> z1 z2 z3 </list>
  <list> z4 z5 z6 </list>
  <list> z7 z8 z9 </list>
  <operator> gt </operator>
</lex>
```

The next constraint c_3 allows us to compare a list of variables with a specified (constant) tuple, stating that $\langle x_1, x_2, x_3, x_4 \rangle \leq_{lex} \langle 2, 3, 0, 1 \rangle$.



Example 120

```

<lex id="c3">
  <list> x1 x2 x3 x4 </list>
  <list> 2 3 0 1 </list>
  <operator> le </operator>
</lex>

```

Constraints captured by `lex` from the Global Constraint Catalog:

- `lex.between`
- `lex.greater`, `lex.greatereq`
- `lex.less`, `lex.lesseq`
- `lex.chain.greater`, `lex.chain.greatereq`
- `lex.chain.less`, `lex.chain.lesseq`

7.1.4.2 On sets

The constraint ensures that the set of values taken by variables of the first element `<set>` is related to the set of values taken by the variables of the second element `<set>`, with respect to a relational set operator. If more than two elements `<set>` are given, the entire sequence of sets must be ordered.



Syntax 130

```

<ordered>
  (<set> (intVar whitespace)+ </set>)+
  <operator> "subset" | "subseq" | "supseq" | "supset" </operator>
</ordered>

```



Semantics 90

$\text{ordered-set}(\mathcal{X}, \odot)$, with $\mathcal{X} = \{X_1, X_2, \dots\}$ and $\odot \in \{ \subset, \subseteq, \supseteq, \supset \}$, iff

$$\forall i : 1 \leq i < |\mathcal{X}|, \{X_i\} \odot \{X_{i+1}\}$$

Prerequisite : $|\mathcal{X}| \geq 2 \wedge \forall i : 1 \leq i \leq |\mathcal{X}|, |X_i| \geq 1$

This captures `uses` [20].

7.1.4.3 On multisets



Syntax 131

```

<ordered>
  (<mset> (intVar whitespace)+ </mset>)+
  <operator> "subset" | "subseq" | "supseq" | "supset" </operator>
</ordered>

```



Semantics 91

$\text{ordered-mset}(\mathcal{X}, \odot)$, with $\mathcal{X} = \{X_1, X_2, \dots\}$ and $\odot \in \{\subset, \subseteq, \supseteq, \supset\}$, iff

$$\forall i : 1 \leq i < |\mathcal{X}|, \{\{\mathbf{X}_i\}\} \odot \{\{\mathbf{X}_{i+1}\}\}$$

Prerequisite : $|\mathcal{X}| \geq 2 \wedge \forall i : 1 \leq i < |\mathcal{X}|, |X_i| = |X_{i+1}| \geq 2$

This captures `usedBy` [15].

Remark 30 *In the future, we project to deal with other orders by introducing an attribute order, while fixing the terminology (values that can be used for order).*

7.1.5 Lifted Constraints `allIncomparable`

The constraint `allIncomparable` is not defined on integer variables because \mathbb{N} is totally ordered, but it is meaningful on lists, sets and multisets. This is why it is only introduced in this chapter. As for `ordered`, we have to clarify the partial orders that are used, when comparing lists, sets and multisets. By default, we shall use the following partial orders:

- product order (and not lexicographic order) for lists: $X \leq_{\text{prod}} Y$ iff $\forall i : 1 \leq i \leq |X|, x_i \leq y_i$ with $X = \langle x_1, x_2, \dots \rangle$, $Y = \langle y_1, y_2, \dots \rangle$ and $|X| = |Y|$;
- inclusion order \subseteq for sets;
- multiplicity inclusion order \subseteq for multisets: $X \subseteq Y$ iff $\forall a \in X, \nu_X(a) \leq \nu_Y(a)$, with $\nu_Z(c)$ denoting the multiplicity (number of occurrences) of value c in the multiset Z .

7.1.5.1 On lists (tuples)

All elements `<list>` must correspond to tuples that are all incomparable (for the product order).



Syntax 132

```

<allIncomparable>
  (<list> (intVar wspace)2+ </list>)2+
</allIncomparable>

```



Semantics 92

$\text{allIncomparable-list}(\mathcal{X})$, with $\mathcal{X} = \langle X_1, X_2, \dots \rangle$, iff

$$\forall (i, j) : 1 \leq i < j \leq |\mathcal{X}|, \exists (k, l) : 1 \leq k < l \leq |X_i| \wedge \mathbf{x}_{i,k} > \mathbf{x}_{j,k} \wedge \mathbf{x}_{i,l} < \mathbf{x}_{j,l}$$

Prerequisite : $|\mathcal{X}| \geq 2 \wedge \forall i : 1 \leq i < |\mathcal{X}|, |X_i| = |X_{i+1}| \geq 2$

The constraints captured by `allIncomparable-list` from the Global Constraint Catalog are: `incomparable` and `all_incomparable`

7.1.5.2 On sets

All elements `<set>` must be incomparable (for inclusion).



Syntax 133

```

<allIncomparable>
  (<set> (intVar whitespace)+ </set>)+
</allIncomparable>

```



Semantics 93

$\text{allIncomparable-set}(\mathcal{X})$, with $\mathcal{X} = \langle X_1, X_2, \dots \rangle$, iff

$$\forall (i, j) : 1 \leq i < j \leq |\mathcal{X}|, \{\mathbf{X}_i\} \not\subseteq \{\mathbf{X}_j\} \wedge \{\mathbf{X}_j\} \not\subseteq \{\mathbf{X}_i\}$$

Prerequisite : $|\mathcal{X}| \geq 2 \wedge \forall i : 1 \leq i \leq |\mathcal{X}|, |X_i| \geq 1$

7.1.5.3 On multisets

All elements `<mset>` must be incomparable (for multiplicity inclusion).



Syntax 134

```

<allIncomparable>
  (<mset> (intVar whitespace)+ </mset>)+
</allIncomparable>

```



Semantics 94

$\text{allIncomparable-mset}(\mathcal{X})$, with $\mathcal{X} = \langle X_1, X_2, \dots \rangle$, iff

$$\forall (i, j) : 1 \leq i < j \leq |\mathcal{X}|, \{\{\mathbf{X}_i\}\} \not\subseteq \{\{\mathbf{X}_j\}\} \wedge \{\{\mathbf{X}_j\}\} \not\subseteq \{\{\mathbf{X}_i\}\}$$

Prerequisite : $|\mathcal{X}| \geq 2 \wedge \forall i : 1 \leq i < |\mathcal{X}|, |X_i| = |X_{i+1}| \geq 2$

Remark 31 *In the future, we project to deal with other partial orders by introducing an attribute `order`, while fixing the terminology (values that can be used for `order`).*

7.1.6 Lifted Constraints nValues

The constraint `nValues` can be naturally lifted to lists, sets and multisets; the term “value” being understood successively as a list, a set or a multiset.

7.1.6.1 On lists

This constraint, sometimes called `nVectors`, ensures that the number of distinct tuples taken by variables of different elements `<list>` (of same size) must respect a numerical condition. A variant enforces tuples to take distinct values, except those that are assigned to some specified tuples (often, the single tuple containing only 0), specified in the optional element `<except>`.



Syntax 135

```

<nValues>
  (<list> (intVar wspace)2+ </list>)2+
  [<except> (" intVal (" intVal)+ ")"+ </except>]
  <condition> "(" operator " operand " </condition>
</nValues>

```

For the semantics, E denotes the set of tuples that must be discarded.



Semantics 95

$\text{nValues-list}(\mathcal{X}, E, (\odot, k))$, with $\mathcal{X} = \langle X_1, X_2, \dots \rangle$, iff
 $|\{X_i : 1 \leq i \leq |\mathcal{X}| \setminus E\} \odot k|$
 $\text{nValues}(\mathcal{X}, (\odot, k))$ iff $\text{nValues}(\mathcal{X}, \emptyset, (\odot, k))$

Prerequisite : $|\mathcal{X}| \geq 2 \wedge \forall i : 1 \leq i < |\mathcal{X}|, |X_i| = |X_{i+1}| \geq 2 \wedge \forall \tau \in E, |\tau| = |X_1|$



Example 121

```

<nValues id="c">
  <list> x1 x2 x3 </list>
  <list> y1 y2 y3 </list>
  <list> z1 z2 z3 </list>
  <condition> (eq,2) </condition>
</nValues>

```

Constraints captured by nValues-list from the Global Constraint Catalog:

- `atleast_nvector`, `atmost_nvector`
- `nvector`, `nvectors`

7.1.6.2 On sets



Syntax 136

```

<nValues>
  (<set> (intVar wspace)+ </set>)2+
  [<except> ("{" intVal (" intVal)* "}" + </except>]
  <condition> "(" operator " operand " </condition>
</nValues>

```



Semantics 96

$\text{nValues-set}(\mathcal{X}, E, (\odot, k))$, with $\mathcal{X} = \langle X_1, X_2, \dots \rangle$, iff
 $|\{\{X_i\} : 1 \leq i \leq |\mathcal{X}| \setminus E\} \odot k|$
 $\text{nValues-set}(\mathcal{X}, (\odot, k))$ iff $\text{nValues}(\mathcal{X}, \emptyset, (\odot, k))$

Prerequisite : $|\mathcal{X}| \geq 2 \wedge \forall i : 1 \leq i \leq |\mathcal{X}|, |X_i| \geq 1$

7.1.6.3 On multisets



Syntax 137

```
<nValues>
  (<mset> (intVar wspace)2+ </mset>)+
  [<except> ("{" intVal ("," intVal)+ "}")+ </except>]
  <condition> "(" operator "," operand ")" </condition>
</nValues>
```



Semantics 97

$\text{nValues-mset}(\mathcal{X}, E, (\odot, k))$, with $\mathcal{X} = \langle X_1, X_2, \dots \rangle$, iff
 $|\{\{X_i\} : 1 \leq i \leq |\mathcal{X}| \setminus E\} \odot k|$
 $\text{nValues-mset}(\mathcal{X}, (\odot, k))$ iff $\text{nValues}(\mathcal{X}, \emptyset, (\odot, k))$

Prerequisite : $|\mathcal{X}| \geq 2 \wedge \forall i : 1 \leq i < |\mathcal{X}|, |X_i| = |X_{i+1}| \geq 2 \wedge \forall M \in E, |M| = |X_1|$

7.2 Constraints lifted to Matrices

Some constraints, introduced earlier on list(s) of integer variables, can naturally be extended to matrices of variables. This means that such constraints restrain both row lists and column lists of variables. The principle is to replace the element `<list>` of the basic constraint by an element `<matrix>`. However, lifting constraints over matrices is not always purely automatic, as we shall show with **cardinality**.

As in the previous section, although we do not introduce new constraint types (names) in XCSP³, we shall refer in the text to the matrix version of a constraint **ctr** by **ctr-matrix**, in order to clarify the textual description (in particular, for the semantics). For example, we shall refer in the text to **allDifferent-matrix** when considering the matrix version of **allDifferent**.

In this section, we present the following constraints defined on matrices of integer variables:

1. **allDifferent-matrix**
2. **ordered-matrix** (lex2)
3. **element-matrix**
4. **cardinality-matrix**

These constraints are defined on matrices of variables. So, they admit a parameter $\mathcal{M} = [X_1, X_2, \dots, X_n]$, with $X_1 = \langle x_{1,1}, x_{1,2}, \dots, x_{1,m} \rangle, X_2 = \langle x_{2,1}, x_{2,2}, \dots, x_{2,m} \rangle, \dots$, given by an element `<matrix>`, assuming here a matrix of size $n \times m$. Note here that we use square brackets ("`[`" and "`]`") to delimit matrices, in order to distinguish them from lists of lists (where angle brackets are used). We use the following notations below:

- $\forall i : 1 \leq i \leq n, \mathcal{M}[i] = X_i$ denotes the i th row of \mathcal{M}
- $\forall j : 1 \leq j \leq m, \mathcal{M}^T[j] = \langle x_{i,j} : 1 \leq i \leq |\mathcal{M}| \rangle$ denotes the j th column of \mathcal{M}

7.2.1 Constraint allDifferent-matrix

The constraint `allDifferent-matrix`, called `alldiffmatrix` in [122] and in JaCoP, ensures that the values taken by variables on each row and on each column of a matrix are all different. A variant, called `allDifferentExcept-matrix` enforces variables (on each row and each column) to take distinct values, except those that are assigned to some specified values (often, the single value 0). This is the reason why we introduce an optional element `<except>`.



Syntax 138

```
<allDifferent>
  <matrix> "(" (" intVar (" intVar)+ ")")2+ </matrix>
  [<except> (intVal wspace)+ </except>]
</allDifferent>
```



Semantics 98

`allDifferent-matrix`(\mathcal{M}, E), with $\mathcal{M} = [X_1, X_2, \dots, X_n]$, iff

$$\forall i : 1 \leq i \leq n, \text{allDifferent}(\mathcal{M}[i], E)$$

$$\forall j : 1 \leq j \leq m, \text{allDifferent}(\mathcal{M}^T[j], E)$$

`allDifferent-matrix`(\mathcal{M}) iff `allDifferent-matrix`(\mathcal{M}, \emptyset)

Prerequisite : $\forall i : 1 \leq i \leq n, |X_i| = m$



Example 122

```
<allDifferent>
  <matrix>
    (x1,x2,x3,x4,x5)
    (y1,y2,y3,y4,y5)
    (z1,z2,z3,z4,z5)
  </matrix>
</allDifferent>
```

Remember that we can use compact forms of arrays in the element `<matrix>`, as indicated in Section 2.9.1.

7.2.2 Constraint ordered-matrix (lex2)

The constraint `ordered-matrix`, that can be called `lex-matrix` too, corresponds to `lex2` in the literature [55]. It ensures that, for a given matrix of variables, both adjacent rows and adjacent columns are lexicographically ordered. For the syntax, we can use `lex` instead of `ordered`, as for `ordered-list`.



Syntax 139

```

<lex>
  <matrix> "(" intVar "," intVar)+ ")"2+ </matrix>
  <operator> "lt" | "le" | "ge" | "gt" </operator>
</lex>

```



Semantics 99

```

lex-matrix( $\mathcal{M}, \odot$ ), with  $\mathcal{M} = [X_1, X_2, \dots, X_n]$  and  $\odot = \{<, \leq, \geq, >\}$ , iff
  lex( $\langle \mathcal{M}[1], \dots, \mathcal{M}[n] \rangle, \odot$ )
  lex( $\langle \mathcal{M}^T[1], \dots, \mathcal{M}^T[m] \rangle, \odot$ )

```

In the following example, the constraint states that:

- $\langle z_1, z_2, z_3 \rangle \leq_{lex} \langle z_4, z_5, z_6 \rangle \leq_{lex} \langle z_7, z_8, z_9 \rangle$
- $\langle z_1, z_4, z_7 \rangle \leq_{lex} \langle z_2, z_5, z_8 \rangle \leq_{lex} \langle z_3, z_6, z_9 \rangle$.



Example 123

```

<lex>
  <matrix>
    (z1,z2,z3)
    (z4,z5,z6)
    (z7,z8,z9)
  </matrix>
  <operator> le </operator>
</lex>

```

Remember that we can use compact forms of arrays in the element `<matrix>`, as indicated in Section 2.9.1.

7.2.3 Constraint element-matrix

The constraint `element-matrix` has been introduced in CHIP and called `element_matrix` in the Global Constraint Catalog. Note here that we need to put two variables in `<index>` because we need two indexes to designate a variable in the matrix. The optional attributes `startRowIndex` and `startColIndex` respectively give the numbers used for indexing the first variable in each row and each column of `<matrix>` (0, by default). For XCSP³-core, the number used for indexing the first variable in each row and each column of `<matrix>` is necessarily 0. Note that the matrix can contain either integer variables or integer values.



Syntax 140

```

<element>
  <matrix [startRowIndex="integer" [startColIndex="integer"] >
    "(" intVar "," intVar)+ ")"2+ | "(" intVal "," intVal)+ ")"2+
  </matrix>
  <index> intVar wspace intVar </index>
  <condition> "(" operator "," operand ")" </condition>

```

```
</element>
```



Semantics 100

$\text{element-matrix}(\mathcal{M}, \langle i, j \rangle, (\odot, k))$, with $\mathcal{M} = [\langle x_{0,0}, x_{0,1}, \dots \rangle, \langle x_{1,0}, x_{1,1}, \dots \rangle, \dots]$, iff
 $x_{i,j} \odot k$

In the following example, x is a two-dimensional array of variables, and i and j are two stand-alone variables.



Example 124

```
<element>  
  <matrix>  
    x [] []  
  </matrix>  
  <index> i j </index>  
  <condition> (eq,5) </condition>  
</element>
```

Remember that we can use compact forms of arrays in the element `<matrix>`, as indicated in Section 2.9.1. In the example, above, we use a compact form.

A *deprecated form* of `element-matrix` is obtained by replacing, when the operator is 'eq', the element `<condition>` by an element `<value>`. As an illustration, the deprecated form of the last constraint, introduced earlier, is:



Example 125

```
<element>  
  <matrix>  
    x [] []  
  </matrix>  
  <index> i j </index>  
  <value> 5 </value>  
</element>
```

7.2.4 Constraint cardinality-matrix

The constraint `cardinality-matrix`, see [123], ensures a constraint `cardinality` on each row and each column. For managing cardinality of values, elements `<rowOccurs>` and `<colOccurs>` are introduced. Below, we only describe the variant with cardinality variables.



Syntax 141

```

<cardinality>
  <matrix> "(" intVar "," intVar+ ")"2+ </matrix>
  <values> (intVal whitespace)+ </values>
  <rowOccurs> "(" intVar "," intVar+ ")"2+ </rowOccurs>
  <colOccurs> "(" intVar "," intVar+ ")"2+ </colOccurs>
</cardinality>

```



Semantics 101

$\text{cardinality-matrix}(\mathcal{M}, V, R, C)$, with $\mathcal{M} = [X_1, X_2, \dots, X_n]$, $R = \langle R_1, R_2, \dots, R_n \rangle$
 $C = \langle C_1, C_2, \dots, C_m \rangle$, iff
 $\forall i : 1 \leq i \leq n, \text{cardinality}(\mathcal{M}[i], V, R[i])$
 $\forall j : 1 \leq j \leq m, \text{cardinality}(\mathcal{M}^T[j], V, C[j])$

Prerequisite : $\forall i : 1 \leq i \leq n, |X_i| = m \wedge \forall i : 1 \leq i \leq n, |R_i| = |V| \wedge \forall j : 1 \leq j \leq m, |C_j| = |V|$



Example 126

```

<cardinality id="c">
  <matrix>
    (x1,x2,x3,x4)
    (y1,y2,y3,y4)
    (z1,z2,z3,z4)
  </matrix>
  <values> 0 1 </values>
  <rowOccurs> (r10,r11)(r20,r21)(r30,r31) </rowOccurs>
  <colOccurs> (c10,c11)(c20,c21)(c30,c31)(c40,c41) </colOccurs>
</cardinality>

```

Remember that we can use compact forms of arrays in the element `<matrix>`, as indicated in Section 2.9.1.

7.3 Restricted Constraints

A few global constraints are defined as specific restricted cases of other ones; restricting means here hardening. For example, `allDifferentSymmetric` and `increasingNValues` are restricted versions of `allDifferent` and `nValues`, respectively. Of course, one can always simply post two distinct constraints instead of a combined restricted one in order to get something equivalent. However, it is useful to keep partly the model's structure and to inform solvers that it is possible to treat combinations of constraints as a single constraint over the same list of variables. That is why we define an attribute `restriction`, which can be added to any element containing a list of variables, i.e., any element `<list>`. This attribute can be assigned either a restriction or a list of restrictions (whitespace as separator), chosen among the following list:

- "allDifferent"
- "increasing"

- "strictlyIncreasing"
- "decreasing"
- "strictlyDecreasing"
- "irreflexive"
- "symmetric"
- "convex"

When applied to an element `<list>`, inside any XCSP³ constraint element `ctr`, we obtain the following syntax: Note that a possible alternative is to use the meta-constraint `and`, but the solution we present here is simpler and more compact.



Syntax 142

```
<ctr>
  ...
  <list restriction="restrictionList"> ... </list>
  ...
</ctr>
```

Because there is usually no ambiguity in the way a restriction applies, a constraint `ctr`, with restriction `res`, will be denoted by `ctr▷res`, as for example `allDifferent▷symmetric`. The semantics of each restriction type is defined below. For simplicity when introducing the semantics, we assume below that the value of the attribute `startIndex`, associated with the list (sequence) of variables X , is equal to 1 (although it is 0, by default).



Semantics 102

```
allDifferent( $X$ ), with  $X = \langle x_1, x_2, \dots \rangle$ , iff
   $\forall (i, j) : 1 \leq i < j \leq |X|, x_i \neq x_j$ 
increasing( $X$ ), with  $X = \langle x_1, x_2, \dots \rangle$ , iff
   $\forall i : 1 \leq i < |X|, x_i \leq x_{i+1}$ 
strictlyIncreasing( $X$ ), with  $X = \langle x_1, x_2, \dots \rangle$ , iff
   $\forall i : 1 \leq i < |X|, x_i < x_{i+1}$ 
decreasing( $X$ ), with  $X = \langle x_1, x_2, \dots \rangle$ , iff
   $\forall i : 1 \leq i < |X|, x_i \geq x_{i+1}$ 
strictlyDecreasing( $X$ ), with  $X = \langle x_1, x_2, \dots \rangle$ , iff
   $\forall i : 1 \leq i < |X|, x_i > x_{i+1}$ 
irreflexive( $X$ ), with  $X = \langle x_1, x_2, \dots \rangle$ , iff
   $\forall i : 1 \leq i \leq |X|, x_i \neq i$ 
symmetric( $X$ ), with  $X = \langle x_1, x_2, \dots \rangle$ , iff
   $\forall (i, j) : 1 \leq i < j \leq |X|, x_i = j \Leftrightarrow x_j = i$ 
convex( $X$ ), with  $X = \langle x_1, x_2, \dots \rangle$ , iff
   $\forall v : \min(X) \leq v \leq \max(X), v \in X$ 
```

Remark 32 If the value of the attribute `startIndex` associated with the list X is denoted by *start*, then the conditions expressed for `irreflexive` and `symmetric` must be of the form $x_i \neq i - 1 + \text{start}$.

7.3.1 Constraint `allDifferent▷symmetric`

The constraint `allDifferent▷symmetric` [120] is a classical restriction of `allDifferent`. Not only all variables must take different values, but they must also be either grouped by pairs or left alone. It is thus implicit that the variables cannot be symbolic since values must correspond to indexes. If the i^{th} variable is assigned the value representing element j with $i \neq j$, then the j^{th} variable must be assigned the value representing element i . The constraint `allDifferent▷symmetric` is expressed by setting the attribute `restriction` of `<list>` to the value `"symmetric"`.



Semantics 103

`allDifferent▷symmetric(X)`, with $X = \langle x_1, x_2, \dots \rangle$, iff
 $\text{allDifferent}(X) \wedge \text{symmetric}(X)$



Example 127

```
<allDifferent>  
  <list restriction="symmetric"> x1 x2 x3 x4 x5 </list>  
</allDifferent>
```

7.3.2 Constraint `allDifferent▷symmetric+irreflexive`

The constraint `allDifferent▷symmetric` can be further restricted by forcing irreflexivity. This is called `oneFactor` in [68]. By forbidding every variable to be assigned the value representing its own index, all variables are necessarily grouped by pairs. The constraint `allDifferent▷symmetric+irreflexive` is expressed by setting the attribute `restriction` of `<list>` to the value `"symmetric irreflexive"`.



Semantics 104

`allDifferent▷symmetric+irreflexive(X)`, with $X = \langle x_1, x_2, \dots \rangle$, iff
 $\text{allDifferent▷symmetric}(X) \wedge \text{irreflexive}(X)$



Example 128

```
<allDifferent>  
  <list restriction="symmetric irreflexive"> X[] </list>  
</allDifferent>
```

7.3.3 Constraint `allDifferent▷convex`

The constraint `allDifferent▷convex` is called `alldifferent.consecutive.values` in the Global Constraint Catalog. Not only all variables must take different values, but they must also be consecutive. The constraint `allDifferent▷convex` is expressed by setting the attribute `restriction` of `<list>` to the value `"convex"`.



Semantics 105

$\text{allDifferent} \triangleright \text{convex}(X)$, with $X = \langle x_1, x_2, \dots \rangle$, iff
 $\text{allDifferent}(X) \wedge \text{convex}(X)$



Example 129

```
<allDifferent>
  <list restriction="convex"> x1 x2 x3 x4 </list>
</allDifferent>
```

7.3.4 Constraint $\text{nValues} \triangleright \text{increasing}$

The constraint $\text{nValues} \triangleright \text{increasing}$ [14] combines nValues and $\text{ordered:increasing}$. It is expressed by setting the attribute `restriction` of `<list>` to the value "increasing".



Semantics 106

$\text{nValues} \triangleright \text{increasing}(X, (\odot, k))$, with $X = \langle x_1, x_2, \dots \rangle$, iff
 $\text{nValues}(X, (\odot, k)) \wedge \text{increasing}(X)$

In the following example, the constraint c enforces the array of variables X to be in increasing order and to take exactly 2 different values.



Example 130

```
<nValues id="c">
  <list restriction="increasing"> X[] </list>
  <condition> (eq,2) </condition>
</nValues>
```

7.3.5 Constraint $\text{cardinality} \triangleright \text{increasing}$

The constraint $\text{cardinality} \triangleright \text{increasing}$, capturing `increasing_global_cardinality` in the Global Constraint Catalog, is the conjunction of `cardinality` and `ordered` (with operator \leq). It is obtained by adding "increasing" as restriction to the element `<list>` of the XCSP³ constraint element `<cardinality>`.



Semantics 107

$\text{cardinality} \triangleright \text{increasing}(X, V, O)$, with $X = \langle x_1, x_2, \dots \rangle$, iff
 $\text{cardinality}(X, V, O) \wedge \text{ordered}(X, \leq)$

Below, the constraint c enforces the variables x_1, x_2, x_3, x_4 to be in increasing order and to be assigned between 1 and 3 occurrences of value 2 and between 1 and 3 occurrences of value 4. Note that the values taken by these variables do not necessarily have to be in $\{2, 4\}$ since the attribute `closed` is set to "false".



Example 131

```

<cardinality id="c">
  <list restriction="increasing"> x1 x2 x3 x4 </list>
  <values closed="false"> 2 4 </values>
  <occurs> 1..3 1..3 </occurs>
</cardinality>

```

7.3.6 Constraint permutation▷increasing (sort)

The constraint `permutation▷increasing`, often called `sort` in the literature, is the conjunction of `permutation` and `ordered` (with operator \leq). It is obtained by adding "increasing" as restriction to the second element `<list>` of the XCSP³ constraint element `<permutation>`.



Semantics 108

`permutation▷increasing(X, Y)`, with $X = \langle x_1, x_2, \dots \rangle$ and $Y = \langle y_1, y_2, \dots \rangle$, iff
`permutation(X, Y) \wedge ordered(Y, \leq)`
`permutation▷increasing(X, Y, M)` iff
`permutation(X, Y, M) \wedge ordered(Y, \leq)`

Prerequisite : $|X| = |Y| = |M| > 1$



Example 132

```

<permutation id="c1">
  <list> x1 x2 x3 x4 </list>
  <list restriction="increasing"> y1 y2 y3 y4 </list>
</permutation>
<permutation id="c2">
  <list> v1 v2 v3 </list>
  <list restriction="increasing"> v4 v5 v6 </list>
  <mapping> m1 m2 m3 </mapping>
</permutation>

```

7.3.7 Constraint sumCosts▷allDifferent

The constraint `sumCosts▷allDifferent` [56], also called `minimumWeightAllDifferent` in the literature, is the conjunction of `sumCosts` and `allDifferent`. It is obtained by adding "allDifferent" as restriction to the element `<list>` of the XCSP³ constraint element `<sumCosts>`.



Example 133

```
<sumCosts id="c">
  <list restriction="allDifferent"> y1 y2 y3 </list>
  <costMatrix>
    (10,0,5)    // costs for y1
    (0,5,0)     // costs for y2
    (5,10,0)    // costs for y3
  </costMatrix>
  <condition> (eq,z) </condition>
</sumCosts>
```

8

Meta-Constraints

In this chapter, we present general mechanisms that can be used to combine constraints. Sometimes in the literature, they are called meta-constraints. We have:

- sliding mechanisms over sequences of variables: `slide` and `seqbin`
- logical mechanisms over constraints: `and`, `or`, `not`, `xor`, `iff`, `ifThen`, `ifThenElse`

They are referred to by `<metaConstraint.../>` in Chapter 1.

Remark 33 *Note that all meta-constraints introduced in this chapter (`slide`, `seqbin`, `and`, `or`, `not`, `xor`, `iff`, `ifThen`, `ifThenElse`) can be reified as they are all considered as single constraints; for reification, see Section 10.3.*

8.1 Meta-Constraint `slide`

A general mechanism, or meta-constraint, that is useful to post constraints on sequences of variables is `slide` [24]. The scheme `slide` ensures that a given constraint is enforced all along a sequence of variables. To represent such sliding constraints in XCSP³, we simply build an element `<slide>` containing a constraint template (for example, one for `<extension>` or `<intension>`) to indicate the abstract (parameterized) form of the constraint to be slid, preceded by an element `<list>` that indicates the sequence of variables on which the constraint must slide. Constraint templates are described in Section 10.1, and possible expressions of `<constraint.../>` are given in Appendix B. The attribute `circular` of `<slide>` is optional (`"false"`, by default); when set to `"true"`, the constraint is slid circularly. The attribute `offset` of `<list>` is optional (value 1, by default); it permits, when sliding, to skip more than just one variable of the sequence, capturing `slidej` in [24].



Syntax 143

```

<slide [circular="boolean"]>
  <list [offset="integer"]> (intVar wspace)2+ </list>
  <constraint.../> // constraint template, i.e., constraint involving parameters
</slide>

```

For the semantics, we consider that $\text{ctr}(\%0, \dots, \%q - 1)$ denotes the template of the constraint ctr of arity q , and that $\text{slide}^{\text{circ}}$ means the circular form of slide (i.e., with $\text{circular}=\text{"true"}$ in XCSP³).



Semantics 109

```

slide(X, ctr(%0, ..., %q - 1)), with  $X = \langle x_0, x_1, \dots \rangle$ , iff
   $\forall i : 0 \leq i \leq |X| - q, \text{ctr}(x_i, x_{i+1}, \dots, x_{i+q-1})$ 
slide(X, os, ctr(%0, ..., %q - 1)), with an offset os, iff
   $\forall i : 0 \leq i \leq (|X| - q) / \text{os}, \text{ctr}(x_{i \times \text{os}}, x_{i \times \text{os} + 1}, \dots, x_{i \times \text{os} + q - 1})$ 
slidecirc(X, ctr(%0, ..., %q - 1)) iff
   $\forall i : 0 \leq i \leq |X| - q + 1, \text{ctr}(x_i, x_{i+1}, \dots, x_{(i+q-1) \% |X|})$ 

```

In the following example, c_1 is the constraint $x_1 + x_2 = x_3 \wedge x_2 + x_3 = x_4$, c_2 is the circular sliding table constraint $(y_1, y_2) \in T \wedge (y_2, y_3) \in T \wedge (y_3, y_4) \in T \wedge (y_4, y_1) \in T$ with $T = \{(a, a), (a, c), (b, b), (c, a), (c, b)\}$ and c_3 is the sliding \neq constraint $w_1 \neq z_1 \wedge w_2 \neq z_2 \wedge w_3 \neq z_3$, with offset 2.



Example 134

```

<slide id="c1">
  <list> x1 x2 x3 x4 </list>
  <intension> eq(add(%0,%1),%2) </intension>
</slide>
<slide id="c2" circular="true">
  <list> y1 y2 y3 y4 </list>
  <extension>
    <list> %0 %1 </list>
    <supports> (a,a)(a,c)(b,b)(c,a)(c,b) </supports>
  </extension>
</slide>
<slide id="c3">
  <list offset="2"> w1 z1 w2 z2 w3 z3 </list>
  <intension> ne(%0,%1) </intension>
</slide>

```

In some cases, it may be more practical to handle more than one sliding list. This is the reason we can put several successive elements `<list>`. In that case, variables are collected from list to list in the order they are put (all variables of a list are considered before starting with the next list). The number of variables to be collected from one list at each iteration is given by the optional attribute `collect` (value 1, by default). The attribute `offset` can be associated independently with each list.

The general syntax is:



Syntax 144

```

<slide>
  (<list [offset="integer"] [collect="integer"]> (intVar wspace)+ </list>)+
  <constraint.../> // constraint template, i.e., constraint involving parameters
</slide>

```

As an illustration, the following constraint c_4 corresponds to $x_1 + y_1 = z_1 \wedge x_2 + y_2 = z_2 \wedge x_3 + y_3 = z_3$.



Example 135

```

<slide id="c4">
  <list offset="2" collect="2"> x1 y1 x2 y2 x3 y3 </list>
  <list> z1 z2 z3 </list>
  <intension> eq(add(%0,%1),%2) </intension>
</slide>

```

Remark 34 Note that `slide`

- can be relaxed/softened, obtaining then `cardPath`; see Section 9.4.2;
- cannot be a descendant of (i.e., involved in) an element `<group>`, `<slide>` or `<seqbin>`.

In XCSP³-core, the constraint template must be of form `intension` or `extension`.

8.2 Some Classical Uses of `slide`

8.2.1 Constraint sequence

The constraint `sequence`, see [12, 122], also called `among_seq` in [8], enforces a set of count constraints over a sequence of variables. Although it can be represented by `slide`, we introduce this specific constraint because it is often used. The arity of sliding constraints is given by the attribute `window`.



Syntax 145

```

<sequence>
  <list window="integer"> (intVar wspace)+ </list>
  <values> (intVal wspace)+ </values>
  <condition> "(" operator "," operand ")" </condition>
</sequence>

```

For the semantics below, the arity of sliding constraints (i.e., the window size) is given by q , the set of values by V and the condition by (\odot, k) (classically, corresponding to an interval $l..u$ of possible cumulated occurrences).



Semantics 110

```

sequence( $X, q, V, (\odot, k)$ ), with  $X = \langle x_1, x_2, \dots \rangle$ , iff
   $\forall i : 1 \leq i \leq |X| - q + 1, \text{count}(\langle x_{i+j} \in X : 0 \leq j < q \rangle, V, (\odot, k))$ 

```

The following constraint

`sequence($\langle x_1, x_2, x_3, x_4, x_5 \rangle, 3, \{0, 2, 4\}, (\in, 0..1)$)`

is then equivalent to:

`count($\langle x_1, x_2, x_3 \rangle, \{0, 2, 4\}, (\in, 0..1)$)`
 \wedge `count($\langle x_2, x_3, x_4 \rangle, \{0, 2, 4\}, (\in, 0..1)$)`
 \wedge `count($\langle x_3, x_4, x_5 \rangle, \{0, 2, 4\}, (\in, 0..1)$)`

This gives in XCSP³:



Example 136

```
<sequence id="c">
  <list window="3"> x1 x2 x3 x4 x5 </list>
  <values> 0 2 4 </values>
  <condition> (in,0..1) </condition>
</sequence>
```

and with slide:



Example 137

```
<slide id="c">
  <list> x1 x2 x3 x4 x5 </list>
  <count>
    <list> %0 %1 %2 </list>
    <values> 0 2 4 </values>
    <condition> (in,0..1) </condition>
  </count>
</slide>
```

8.2.2 Constraint slidingSum

The constraint `slidingSum` [8], enforces a set of `sum` constraints over a sequence of variables.

For the semantics below, the arity of sliding constraints is given by q , and the interval of possible values for the sum by $l..u$.



Semantics 111

`slidingSum($X, q, l..u$)`, with $X = \langle x_1, x_2, \dots \rangle$, iff

$$\forall i : 1 \leq i \leq |X| - q + 1, l \leq \sum_{j=i}^{i+q-1} x_j \leq u$$

In the following example, c is the sliding sum $1 \leq x_1 + x_2 + x_3 \leq 3 \wedge 1 \leq x_2 + x_3 + x_4 \leq 3 \wedge 1 \leq x_3 + x_4 + x_5 \leq 3$.



Example 138

```

<slide id="c">
  <list> x1 x2 x3 x4 x5 </list>
  <sum>
    <list> %0 %1 %2 </list>
    <condition> (in,1..3) </condition>
  </sum>
</slide>

```

8.2.3 Constraints change and smooth

These two constraints are sliding constraints. However, as they also integrate relaxation, we introduce them in Chapter 9.

8.3 Meta-Constraint seqbin

The meta-constraint `seqbin` [108, 72] ensures that a binary constraint holds down a sequence of variables, and counts how many times another binary constraint is violated.



Syntax 146

```

<seqbin>
  <list> (intVar whitespace)2+ </list>
  <constraint.../> // template of the hard binary constraint
  <constraint.../> // template of the soft binary constraint
  <number> intVal | intVar </number>
</seqbin>

```

The attribute `violable` is required (with value `"true"`) for the soft binary constraint.



Semantics 112

$\text{seqbin}(X, \text{ctr}^h(\%0, \%1), \text{ctr}^s(\%0, \%1), z)$, with $X = \langle x_1, x_2, \dots \rangle$, iff

$$\forall i : 1 \leq i < |X|, \text{ctr}^h(x_i, x_{i+1})$$

$$|\{i : 1 \leq i < |X| \wedge \neg \text{ctr}^s(x_i, x_{i+1})\}| = z$$

Remark 35 Note that in our definition, we do not add 1 to z as proposed in [72], and implicitly defined in [108]. We do believe that it can be easily handled by solvers.



Example 139

```

<seqbin id="c1">
  <list> x1 x2 x3 x4 x5 x6 x7 </list>
  <intension> ne(%0,%1) </intension>
  <intension violable="true"> lt(%0,%1) </intension>
  <number> y </number>
</seqbin>

```

```

</seqbin>
<seqbin id="c2">
  <list> w1 w2 w3 w4 w5 w6 </list>
  <extension>
    <list> %0 %1 </list>
    <supports> (0,0) (0,1) (0,3) (1,1) (1,2) (2,3) (3,0) </supports>
  </extension>
  <intension violable="true"> gt(%0,%1) </intension>
  <number> z </number>
</seqbin>

```

Remark 36 Note that `seqbin` cannot be a descendant of (i.e., involved in) an element `<group>`, `<slide>` or `<seqbin>`.

8.4 Meta-Constraint and

Sometimes, it may be interesting to combine logically constraints [87, 88]. The meta-constraint `and` ensures the conjunction of a set of constraints (and possibly, meta-constraints) that are put together inside a same element. This may be useful for obtaining a stronger filtering and/or dealing with reification. Below, `<constraint.../>` and `<metaConstraint.../>` represent any constraint and meta-constraint introduced in XCSP³ (see Appendix B for an exhaustive list).

Syntax 147

```

<and>
  (<constraint.../> | <metaConstraint.../>)+
</and>

```

Semantics 113

$\text{and}(\text{ctr}_1, \text{ctr}_2, \dots, \text{ctr}_k)$, where $\text{ctr}_1, \text{ctr}_2, \dots, \text{ctr}_k$ are k (meta-)constraints, iff
 $\text{ctr}_1 \wedge \text{ctr}_2 \dots \wedge \text{ctr}_k$

The following example shows a constraint c that represents $c_1 \wedge c_2$.

Example 140

```

<and id="c">
  <intension id="c1"> eq(x, add(y, z)) </intension>
  <extension id="c2">
    <list> x z </list>
    <supports> (0,1) (1,3) (1,2) (1,3) (2,0) (2,2) (3,1) </supports>
  </extension>
</and>

```

Remark 37 Note that `and` can be relaxed/softened, obtaining then `soft-and`; see Section 9.4.1.

8.5 Some Classical Uses of and

Some constraints conjunction are classical.

8.5.1 Constraint gen-sequence

A general form of `sequence`, with name `gen-sequence`, has been proposed in [144]. It allows specifying the precise sequences of variables on which a constraint `count` must hold; so, this is no more exactly a sliding constraint. Each such `count` constraint is defined by a window (interval $p..q$, giving the indexes of the variables of the consecutive variables of the window) and a range (interval $l..u$ giving the constraining bounds for the variables of the window).



Semantics 114

`gen-sequence`(X, W, V, R), with $X = \langle x_1, x_2, \dots \rangle$, $W = \langle p_1..q_1, p_2..q_2, \dots \rangle$,
 $R = \langle l_1..u_1, l_2..u_2, \dots \rangle$, iff $\forall i : 1 \leq i \leq |W|$, `count`($\langle x_j \in X : p_i \leq j \leq q_i \rangle, V, (\in, l_i..u_i)$)

Prerequisite: $|W| = |R|$

The constraint

`gen-sequence`($\langle x_0, x_1, x_2, x_3, x_4 \rangle, \langle 0..2, 2..4 \rangle, \{0, 2, 4\}, \langle 0..1, 1..2 \rangle$)

is equivalent to:

`count`($\langle x_0, x_1, x_2 \rangle, \{0, 2, 4\}, (\in, 0..1)$) \wedge `count`($\langle x_2, x_3, x_4 \rangle, \{0, 2, 4\}, (\in, 1..2)$)

In XCSP³, we simply combine the two constraints by `and`.



Example 141

```
<and>
  <count>
    <list> x0 x1 x2 </list>
    <values> 0 2 4 </values>
    <condition> (in, 0..1) </condition>
  </count>
  <count>
    <list> x2 x3 x4 </list>
    <values> 0 2 4 </values>
    <condition> (in, 1..2) </condition>
  </count>
</slide>
```

8.5.2 Constraint gsc

The global sequencing constraint (`gsc`) [125] combines `sequence` with `cardinality`. An example is given below.



Example 142

```

<and id="c">
  <sequence>
    <list id="X" window="3"> x1 x2 x3 x4 x5 </list>
    <values> 0 2 4 </values>
    <condition> (in,0..1) </condition>
  </sequence>
  <cardinality>
    <list as="X" />
    <values> 0 1 </values>
    <occurs> 0..2 2..3 </occurs>
  </cardinality>
</and>

```

8.5.3 Constraint cardinalityWithCosts

The constraint `cardinalityWithCosts` [121] combines `cardinality` with `sumCosts`. An example is given below.



Example 143

```

<and>
  <cardinality>
    <list id="X"> x1 x2 x3 x4 x5 </list>
    <values> 0 1 2 </values>
    <occurs> y1 y2 y3 </occurs>
  </cardinality>
  <sumCosts>
    <list as="X" />
    <values cost="5"> 0 2 </values>
    <values cost="0"> default </values>
    <condition> (eq,z) </condition>
  </sumCosts>
</and>

```

8.5.4 Constraints costRegular and multicostRegular

The constraint `costRegular` [47] combines `regular` with `sumCosts`. An example is given below (variables are assumed to have binary domains).



Example 144

```

<and>
  <regular>
    <list id="B"> b1 b2 b3 b4 </list>
    <transitions>
      (a,0,a)(a,1,b)(b,0,c)(b,1,d)(c,0,d)
    </transitions>
  </regular>

```

```

    <start> a </start>
    <final> d </final>
  </regular>
  <sumCosts>
    <list as="B" />
    <costMatrix> (10,0) (0,5) (5,2) (5,0) </costMatrix>
    <condition> (1e,z) </condition>
  </sumCosts>
</and>

```

It is possible, by introducing several constraints `sumCosts` to represent `multicostregular` [95].

8.6 Meta-Constraint or

The meta-constraint `or` ensures the disjunction of a set of constraints that are put together inside a same element. This may be useful for modeling and/or dealing with reification.

Syntax 148

```

<or>
  (<constraint.../> | <metaConstraint.../>)+
</or>

```

Semantics 115

$\text{or}(\text{ctr}_1, \text{ctr}_2, \dots, \text{ctr}_k)$, where $\text{ctr}_1, \text{ctr}_2, \dots, \text{ctr}_k$ are k (meta-)constraints, iff
 $\text{ctr}_1 \vee \text{ctr}_2 \dots \vee \text{ctr}_k$

The following example shows a constraint c that represents $c_1 \vee c_2$.

Example 145

```

<or id="c">
  <intension id="c1"> eq(x,add(y,z)) </intension>
  <extension id="c2">
    <list> x z </list>
    <supports> (0,1) (1,3) (1,2) (1,3) (2,0) (2,2) (3,1) </supports>
  </extension>
</or>

```

8.7 Meta-Constraint not

The meta-constraint `not` ensures the negation of a constraint that is put inside the element. This may be useful for modeling and/or dealing with reification.



Syntax 149

```

<not>
  <constraint.../> | <metaConstraint.../>
</not>

```



Semantics 116

```

not(ctr), where ctr is a (meta-)constraint, iff
  ¬ctr

```

The meta-constraint `not` can be used to represent well-known global constraints such as `notAllEqual` ensuring that at least one of the involved variables in the constraint `allEqual` must differ from the other ones.



Example 146

```

<not>
  <allEqual>
    x1 x2 x3 x4 x5
  </allEqual>
</not>

```

Actually, note that it is possible to represent more directly `notAllEqual` with `nValues`.

8.8 Meta-Constraint xor

The meta-constraint `xor` ensures that an odd number of constraints put inside the element is satisfied. This may be useful for modeling and/or dealing with reification.



Syntax 150

```

<xor>
  <constraint.../> | <metaConstraint.../>
</xor>

```



Semantics 117

```

xor(ctr1, ctr2, ..., ctrk), where ctr1, ctr2, ..., ctrk are k (meta-)constraints, iff
  ctr1 ⊕ ctr2 ... ⊕ ctrk

```

8.9 Meta-Constraint iff

The meta-constraint `iff` ensures that all constraints put inside the element are equally satisfied or dis-satisfied. This may be useful for modeling and/or dealing with reification.



Syntax 151

```

<iff>
  <constraint.../> | <metaConstraint.../>
</iff>

```



Semantics 118

iff($ctr_1, ctr_2, \dots, ctr_k$), where $ctr_1, ctr_2, \dots, ctr_k$ are k (meta-)constraints, iff
 $ctr_1 = ctr_2 \dots = ctr_k$

8.10 Meta-Constraint ifThen

The meta-constraint **ifThen** involves two (meta-)constraints. If the first specified one is satisfied, the second one must be satisfied. Below, `<constraint.../>` and `<metaConstraint.../>` represent any constraint and meta-constraint introduced in XCSP³ (see Appendix B for an exhaustive list).



Syntax 152

```

<ifThen>
  (<constraint.../> | <metaConstraint.../>)           // Condition Part
  (<constraint.../> | <metaConstraint.../>)           // Then Part
</ifThen>

```



Semantics 119

ifThen(ctr_1, ctr_2), where ctr_1 and ctr_2 are two (meta-)constraints, iff
 $ctr_1 \Rightarrow ctr_2$

The following example shows a meta-constraint **ifThen** that denotes

$$x = 10 \Rightarrow allDifferent(y)$$

where y is an array of variables.



Example 147

```

<ifThen>
  <intension> eq(x,10) </intension>
  <allDifferent> y[] </allDifferent>
</ifThen>

```

8.11 Meta-Constraint ifThenElse

The meta-constraint **ifThenElse** involves three (meta-)constraints. If the first specified one is satisfied, the second one must be satisfied. Otherwise, the third one must be satisfied.



Syntax 153

```

<ifThenElse>
  (<constraint.../> | <metaConstraint.../>)           // Condition Part
  (<constraint.../> | <metaConstraint.../>)           // Then Part
  (<constraint.../> | <metaConstraint.../>)           // Else Part
</ifThenElse>

```



Semantics 120

$\text{ifThenElse}(\text{ctr}_1, \text{ctr}_2, \text{ctr}_3)$, where ctr_1 , ctr_2 and ctr_3 are 3 (meta-)constraints, iff

$$(\text{ctr}_1 \wedge \text{ctr}_2) \vee (\neg \text{ctr}_1 \wedge \text{ctr}_3)$$

The following example shows a meta-constraint `ifThenElse` that denotes

$$(x = 10 \wedge \text{allDifferent}(y)) \vee (x \neq 10 \wedge \text{allEqual}(y))$$

where y is an array of variables.



Example 148

```

<ifThenElse>
  <intension> eq(x,10) </intension>
  <allDifferent> y[] </allDifferent>
  <allEqual> y[] </allEqual>
</ifThenElse>

```

9

Soft Constraints

It is sometimes useful, or even necessary, to express preferences or costs when modeling problems. Actually, many works in the literature focus on the concept of costs that can be associated with certain instantiations of variables inside constraints. There are two main ways of integrating costs:

- by *restricting* constraints, this way, additionally ensuring that some introduced costs are within certain limits.
- by *relaxing* constraints, this way, permitting a certain degree of violation with respect to the original forms of constraints;

In Chapters 7 and 8, it was shown how to build restricted constraints, either with the attribute `restriction` or with the meta-constraint `and` that enables the integration of the cost-related constraint `sumCosts`.

In this chapter, we focus on relaxation, and in this context, we introduce cost-based *soft* constraints. There are two main ways¹ of handling (cost-based) soft constraints. We can deal with hard constraints that are relaxed by integrating cost variables, obtaining so-called *relaxed constraints* hereafter; see [124, 109, 16]. Or we can deal with *cost functions* that are also called *weighted* constraints in the literature (framework WCSP); see [75, 77, 96, 44]. After introducing relaxed constraints and cost functions in Section 9.1, we describe simple relaxation in Section 9.2. In Sections 9.3 and 9.4, complex relaxation for generic constraints and global constraints is presented. Related information concerning WCSP can be found in Section 11.3.1 of Chapter 11.

Although we do not introduce new constraint types (names) in XCSP³, in order to clarify the textual description (and, make semantics unambiguous), we shall refer in the text to a soft variant of a constraint `ctr` by `soft-ctr`. For example, we shall refer in the text to `soft-allDifferent` when considering a soft version of `allDifferent`.

¹We shall discuss other frameworks for expressing preferences/costs in Chapter 11.

9.1 Relaxed Constraints and Cost Functions

A soft constraint in XCSP³ is an XML constraint element with an attribute `type` set to the value `"soft"`. A soft constraint in XCSP³ is either a relaxed constraint or a cost function.

Relaxed Constraints. In XCSP³, a relaxed constraint is a constraint explicitly integrating a cost component. This means that the XML constraint element contains an element `<cost>`, which is besides necessarily the last child of the constraint. This new element `<cost>` can contain a numerical condition (similarly to an element `<condition>`), which typically involves a cost variable as operand: the actual cost of an instantiation is related to the value of the cost variable with respect to the specified relational operator. The element `<cost>` can also simply contain an integer variable: in that case, the value of this variable represents exactly the cost of the constraint, and we have `intVar` which is equivalent to `"(eq," intVar ")"`. As we shall see in the next sections, some optional attributes in mutual exclusion, called `violationCost`, `defaultCost` and `violationMeasure`, can also be specifically introduced.

The syntax is as follows:



Syntax 154

```
<constraint type="soft" [violationCost="integer" |  
                        defaultCost="integer" |  
                        violationMeasure="measureType"]>  
  ...  
  <cost> "(" operator "," operand ")" | intVar </cost>  
</constraint>
```

Remark 38 *It is important to note that a relaxed constraint remains a hard constraint. Either it is satisfied because the cost condition holds, or it is not.*

Cost Functions. In XCSP³, a cost function is defined similarly to a relaxed constraint, except that it does not integrate the cost component (element `<cost>`). A cost function is not a constraint since it returns integer values and not Boolean values.

Remark 39 *It is possible to mix hard constraints with relaxed constraints and cost functions. However, when an XCSP³ instance involves at least one cost function, the attribute `type` for `<instance>` must be given the value `"WCSP"` and no objectives must be present (because the objective function is implicitly defined).*


Many illustrations (especially showing the difference between the use of relaxed constraints and cost functions) are given in the next sections.

9.2 Simple Relaxation

The simplest relaxation mechanism consists in associating a fixed integer cost q with some constraints. The cost of the constraint is 0 when the constraint is satisfied, and q otherwise. To deal with simple relaxation, which can be applied to any types of constraints, it suffices to introduce the attribute `violationCost` whose value must be an integer value.

As an illustration, let us consider a very basic problem: “Lucy, Mary, and Paul want to align in one row for taking a photo. Some of them have preferences next to whom they want to stand: Lucy wants to stand at the left of Mary and Paul also wants to stand at the left of Mary.”. Not satisfying Lucy’s preference costs 3 while not satisfying Paul’s preference costs 2. The objective here is to minimize the sum of violation costs.

Illustration with Relaxed Constraints. First, let us represent this problem with relaxed constraints. We have three variables for denoting the positions (numbered 1, 2 and 3 from left to right) of Lucy, Mary and Paul in the row. We have a hard constraint `allDifferent` and two relaxed constraints (note that we need to introduce two variables for representing the violation costs associated with the preferences expressed by Lucy and Paul). Finally, we have an explicit objective: minimizing the sum of the violation costs.

 **Example 149**

```
<instance format="XCSP3" type="COP">
  <variables>
    <var id="lucy"> 1..3 </var>
    <var id="mary"> 1..3 </var>
    <var id="paul"> 1..3 </var>
    <var id="z1"> 0 3 </var>
    <var id="z2"> 0 2 </var>
  </variables>
  <constraints>
    <allDifferent> lucy mary paul </allDifferent>
    <intension type="soft" violationCost="3">
      <function> eq(lucy,sub(mary,1)) </function>
      <cost> z1 </cost>
    </intension>
    <intension type="soft" violationCost="2">
      <function> eq(paul,sub(mary,1)) </function>
      <cost> z2 </cost>
    </intension>
  </constraints>
  <objectives>
    <minimize type="sum"> z1 z2 </minimize>
  </objectives>
</instance>
```

Illustration with Cost Functions. Now, let us represent this problem with cost functions. We still have three variables for denoting the positions (numbered 1, 2 and 3 from left to right) of Lucy, Mary and Paul in the row. We have a hard constraint `allDifferent` and two cost functions for representing the preferences expressed by Lucy and Paul. Note that we do not need to introduce cost variables and to define an explicit objective (WCSP is discussed with more details in Section 11.3.1).



Example 150

```

<instance format="XCSP3" type="WCSP">
  <variables>
    <var id="lucy"> 1..3 </var>
    <var id="mary"> 1..3 </var>
    <var id="paul"> 1..3 </var>
  </variables>
  <constraints>
    <allDifferent> lucy mary paul </allDifferent>
    <intension type="soft" violationCost="3">
      eq(lucy,sub(mary,1))
    </intension>
    <intension type="soft" violationCost="2">
      eq(paul,add(lucy,1))
    </intension>
  </constraints>
</instance>

```

9.3 Complex Relaxation of Generic Constraints

In this section, we show how to build complex relaxation of the generic constraint types `<intension>` and `<extension>`. This relaxation form is more general than the simple one described in Section 9.2 (but dedicated to these two special constraint types). Note that for these two constraint types, we need to modify the way these constraints are classically built: an integer function replaces a Boolean function (predicate), and elements `<tuple>` replace elements `<supports>` and `<conflicts>`, respectively.

9.3.1 Constraint soft-intension

When relaxing an intensional constraint, one has first to replace in `<function>` the predicate expression (that returns either 0, standing for *false*, or 1, standing for *true*) by an integer functional expression (that may return any integer, and should return 0 when the original constraint is satisfied), which is referred to as *intExpr* in the syntax boxes below, and whose precise syntax is given in Appendix B.

Constraint soft-intension as a Relaxed Constraint. We have to introduce an element `<cost>`, which gives the following syntax:



Syntax 155

```

<intension type="soft">
  <function> intExpr </function>
  <cost> "(" operator "," operand ")" | intVar </cost>
</intension>

```

Below, F denotes a function (functional expression) with r formal parameters (not shown here, for simplicity), $X = \langle x_1, x_2, \dots, x_r \rangle$ a sequence of r variables, and $F(x_1, x_2, \dots, x_r)$ the

value returned by function F for a given instantiation of variables in X . The numerical cost condition is represented by (\odot, z) .



Semantics 121

soft-intension($F, X, (\odot, z)$), with $X = \langle x_1, x_2, \dots, x_r \rangle$, iff
 $F(x_1, x_2, \dots, x_r) \odot z$

For example, suppose that we want to use $|x - y|$ as cost for the relaxed form of constraint $x = y$, and make this value equal to a cost variable z . We obtain constraint c_1 below. Now, suppose that we want to use $(v - w)^2$ as cost for the relaxed form of constraint $v \leq w$. Note that we need to be careful about ensuring that the cost is 0 when the constraint is satisfied. Here, the cost must be less than or equal to the value of a cost variable u . We obtain constraint c_2 .



Example 151

```
<intension id="c1" type="soft">
  <function> dist(x,y) </function>
  <cost> z </cost>
</intension>
<intension id="c2" type="soft">
  <function> if(le(v,w),0,sqr(sub(v,w))) </function>
  <cost> (le,u) </cost>
</intension>
```

Constraint soft-intension as a Cost Function. The syntax is given by:



Syntax 156

```
<intension type="soft">
  <function> intExpr </function>
</intension>
```

The opening and closing tags of `<function>` are optional, which gives:



Syntax 157

```
<intension type="soft"> intExpr </intension> // Simplified Form
```

For example, suppose that we want to use $|x - y|$ as cost function. We obtain constraint c_1 below. Now, suppose that we want to use $(v - w)^2$ as cost function when $v > w$. Again, note that we need to be careful about ensuring that the cost is 0 when the constraint is satisfied. We obtain constraint c_2 .



Example 152

```

<intension id="c1" type="soft">
  dist(x,y)
</intension>
<intension id="c2" type="soft">
  if(le(v,w),0,sqr(sub(v,w)))
</intension>

```

9.3.2 Constraint soft-extension

When relaxing an extensional constraint, one has first to refine the enumeration of tuples, by indicating the cost for each of them. The elements `<supports>` and `<conflicts>` are then replaced by a sequence of elements `<tuples>`, where each element `<tuples>` has a required attribute `cost` that gives the common cost of all tuples contained inside the element. It is necessary to use the attribute `defaultCost` of `<extension>` to specify the cost of all implicit tuples (i.e., those not explicitly listed).

Constraint soft-extension as a Relaxed Constraint. As usual, we have to introduce an element `<cost>`. This gives the following syntax for extensional constraints of arity greater than or equal to 2:



Syntax 158

```

<extension type="soft" defaultCost="integer">
  <list> (intVar wspace)2+ </list>
  (<tuples cost="integer"> (" intVal (" intVal)+ ")")+ </tuples>)+
  <cost> "(" operator "," operand ")" | intVar </cost>
</extension>

```



Semantics 122

$\text{soft-extension}(X, \mathcal{T}, (\odot, z))$, with $X = \langle x_1, x_2, \dots, x_r \rangle$, $\mathcal{T} = \langle T_1, T_2, \dots \rangle$ where each T_i is a set of tuples of cost $\text{cost}(T_i)$, iff

$$\langle x_1, x_2, \dots, x_r \rangle \in T_i \Rightarrow \text{cost}(T_i) \odot z$$

Prerequisite:

$$\begin{aligned}
& \forall i : 1 \leq i \leq |\mathcal{T}|, \forall \tau \in T_i, |\tau| = |X| \\
& \forall (i, j) : 1 \leq i < j \leq |\mathcal{T}|, T_i \cap T_j = \emptyset \\
& \forall \tau \in \text{dom}(x_1) \times \text{dom}(x_2) \times \dots \times \text{dom}(x_r), \exists i : 1 \leq i \leq |\mathcal{T}| \wedge \tau \in T_i
\end{aligned}$$

Assume that we have a relaxed extensional constraint involving three variables x_1, x_2, x_3 , each of them with domain $\{1, 2\}$. Assume that the cost for tuples $\langle 1, 2, 2 \rangle$, $\langle 2, 1, 2 \rangle$ and $\langle 2, 2, 1 \rangle$ is 10, the cost for tuples $\langle 1, 1, 2 \rangle$ and $\langle 1, 1, 3 \rangle$ is 5, and the cost for all other tuples –that is, $\langle 1, 1, 1 \rangle$, $\langle 1, 2, 1 \rangle$, $\langle 2, 1, 1 \rangle$, $\langle 2, 2, 2 \rangle$ – is 0. If the cost of an instantiation must be given by a cost variable z , we write:



Example 153

```

<extension type="soft" defaultCost="0">
  <list> x1 x2 x3 </list>
  <tuples cost="10"> (1,2,2) (2,1,2) (2,2,1) </tuples>
  <tuples cost="5"> (1,1,2) (1,1,3) </tuples>
  <cost> z </cost>
</extension>

```

For a unary constraint, we obtain:



Syntax 159

```

<extension type="soft" defaultCost="integer">
  <list> intVar </list>
  (<tuples cost="integer"> ((intVal | intIntvl) wspace)+ </tuples>)+
  <cost> "(" operator "," operand ")" | intVar </cost>
</extension>

```

Constraint soft-extension as a Cost Function. We have the following syntax for cost functions of arity greater than or equal to 2:



Syntax 160

```

<extension type="soft" defaultCost="integer">
  <list> (intVar wspace)2+ </list>
  (<tuples cost="integer"> "(" intVal ("," intVal)+ ")" </tuples>)+
</extension>

```

The previous example gives under the form of a cost function:



Example 154

```

<extension type="soft" defaultCost="0">
  <list> x1 x2 x3 </list>
  <tuples cost="10"> (1,2,2) (2,1,2) (2,2,1) </tuples>
  <tuples cost="5"> (1,1,2) (1,1,3) </tuples>
</extension>

```

For a unary cost function, we obtain:



Syntax 161

```

<extension type="soft" defaultCost="integer">
  <list> intVar </list>
  (<tuples cost="integer"> ((intVal | intIntvl) wspace)+ </tuples>)+
</extension>

```

9.4 Complex Relaxation of Global Constraints

In this section, we show how to build complex relaxation of (some) global constraints. This relaxation form is more general than the simple one described in Section 9.2. The way global constraints are defined (i.e., their intern elements or parameters) remains the same, contrary to what we have seen for `<intension>` and `<extension>` in Section 9.3.

For global constraints, the attribute `violationMeasure`, when present, indicates the violation measure used to assess the cost of the constraints. Currently, there are four pre-defined values, but in the future, other values might be introduced too. A default violation measure is considered when this attribute is not present.

It is then possible to soften global constraints by referring to some known violation measures [110, 141]. A violation measure μ is simply a cost function that guarantees that cost 0 is associated with, and only with, any tuple that fully satisfies the constraint. Two following violation measures are general-purpose:

- **"var"**: it measures the number of variables that need to change their values in order to satisfy the constraint
- **"dec"**: it measures the number of violated constraints in the binary decomposition of the constraint

Remark 40 *In the future, we might introduce an additional attribute `violationParameters` to provide some information needed by some violation measures. For example, the violation measure "var" can be refined [16] by indicating the subset of variables that are allowed to change their values, when measuring.*

Remark 41 *The measure "dec", although a general scheme, cannot always be used: for some global constraints, no natural binary decomposition is known.*

Let us say a few words about the semantics, when considering relaxed global constraints. For the semantics, we consider that soft-ctr^μ is the relaxed form of the global constraint `ctr` of scope X , considering the violation measure μ . We also consider that μ applied to the constraint `ctr` returns the cost for any given instantiation of X , and that (\odot, z) represents the numerical cost condition.



Semantics 123

$\text{soft-ctr}^\mu(X, (\odot, z))$, with $X = \langle x_1, x_2, \dots, x_r \rangle$, iff
 $\mu(\text{ctr}(x_1, x_2, \dots, x_r)) \odot z$

Finally, when several constraints are at stake, the attribute `violationMeasure` is usually absent, implicitly referring to the number of constraints that are violated in a set. In the next subsections, we only focus on relaxed global constraints. For global cost functions, it suffices to remove systematically the element `<cost>`.

9.4.1 Constraint soft-and (Cardinality Operator)

The cardinality operator [140], which must not be confused with the cardinality constraint, connects a cost variable with a set (conjunction) of constraints: the value of the cost variable is the number of violated constraints in the set. In XCSP³, we just need to relax the element `<and>`; the violation measure is implicit: it counts the number of violated constraints. Note

that we use a violation measure, and not a satisfaction measure; it is immediate to pass from one form to the other.

Syntax 162

```
<and type="soft">
  (<constraint.../> | <metaConstraint.../>)+
  <cost> "(" operator "," operand ")" | intVar </cost>
</and>
```

Semantics 124

$\text{soft-and}(\text{ctr}_1, \text{ctr}_2, \dots, \text{ctr}_k, (\odot, z)), \text{ iff}$
 $|\{i : 1 \leq i \leq k \wedge \neg \text{ctr}_i\}| \odot z$

An example is given below for a conjunction of three constraints.

Example 155

```
<and type="soft">
  <intension> eq(w, add(x, y)) </intension>
  <extension>
    <list> v w </list>
    <supports> (0,1) (1,3) (1,2) (1,3) (2,0) (2,2) (3,1) </supports>
  </extension>
  <allDifferent> v w x y </allDifferent>
  <cost> z </cost>
</and>
```

9.4.2 Constraint soft-slide (cardPath)

A general scheme, or meta-constraint, that is useful to post constraints on sequences of variables is `cardPath` [8]. In XCSP³, we just need to relax the element `<slide>`; the violation measure is implicit: it counts the number of violated constraints.

Syntax 163

```
<slide [circular="boolean"] type="soft">
  <list [offset="integer"]> (intVar wspace)+ </list>
  <constraint.../> // constraint template, i.e., constraint involving parameters
  <cost> "(" operator "," operand ")" | intVar </cost>
</slide>
```

Semantics 125

$\text{soft-slide}(X, \text{ctr}(\%1, \dots, \%q), (\odot, z)), \text{ with } X = \langle x_1, x_2, \dots \rangle \text{ iff}$
 $|\{i : 1 \leq i \leq |X| - q + 1 \wedge \neg \text{ctr}(x_i, \dots, x_{i+q-1})\}| \odot z$

We first illustrate **soft-slide** with the constraint **change** that constrains the number of times an inequality (or another relational operator) holds over a sequence of variables.



Semantics 126

change(X, \odot, z), with $X = \langle x_1, x_2, \dots \rangle$ and $\odot \in \{<, \leq, >, \geq, =, \neq\}$, iff
 $|\{i : 1 \leq i < |X| \wedge x_i \odot x_{i+1}\}| = z$

Considering that we use a violation measure, and not a satisfaction measure, one can indirectly represent **change**, as in the following example (where z is the complementary value of the one given in the semantics).



Example 156

```
<slide id="c1" type="soft">
  <list> x1 x2 x3 x4 x5 </list>
  <intension> ne(%0,%1) </intension>
  <cost> z </cost>
</slide>
```

We now illustrate **soft-slide** with the constraint **smooth** that constrains the number of times a binary constraint comparing a distance between two successive variables and a specified limit holds over a sequence of variables.



Semantics 127

smooth(X, l, z), with $X = \langle x_1, x_2, \dots \rangle$, iff
 $|\{i : 1 \leq i < |X| \wedge |x_i - x_{i+1}| > l\}| = z$

Considering that we use a violation measure, and not a satisfaction measure, one can indirectly represent **smooth**, as in the following example.



Example 157

```
<slide id="c2" type="soft">
  <list> y1 y2 y3 y4 </list>
  <intension> gt(dist(%0,%1),2) </intension>
  <cost> w </cost>
</slide>
```

Finally, we illustrate **soft-slide** with the constraint **softSlidingSum** [8].



Semantics 128

softSlidingSum($X, q, l, u, min..max$), with $X = \langle x_1, x_2, \dots \rangle$, iff
 $|\{i : 1 \leq i \leq |X| - q + 1 \wedge l \leq \sum_{j=i}^{i+q-1} x_j \leq u\}| \in min..max$

In the following example, c_3 is the XCSP³ form of the relaxed sliding sum $1 \leq x_1 + x_2 + x_3 \leq 3 \wedge 1 \leq x_2 + x_3 + x_4 \leq 3 \wedge 1 \leq x_3 + x_4 + x_5 \leq 3$ with the constraint that 2 or 3 constraints must be satisfied. Note that the range is 0..1, the complementary of 2..3.



Example 158

```

<slide id="c3" type="soft">
  <list> x1 x2 x3 x4 x5 </list>
  <sum>
    <list> %0 %1 %2 </list>
    <condition> (le,3) </condition>
  </sum>
  <cost> (in,0..1) </cost>
</slide>

```

9.4.3 Constraint soft-allDifferent

For the relaxed version [110, 143] of `allDifferent`, we can use the two general-purpose violation measures "var" and "dec". We only give here the syntax for the relaxed basic variant (and without `<except>`) of `allDifferent`.



Syntax 164

```

<allDifferent type="soft" violationMeasure="var|dec">
  <list> (intVar whitespace)2+ </list>
  <cost> "(" operator "," operand ")" | intVar </cost>
</allDifferent>

```

For the measure "dec", the semantics is:



Semantics 129

$\text{soft-allDifferent}^{\text{dec}}(X, (\odot, z))$, with $X = \langle x_1, x_2, \dots \rangle$, $\odot \in \{<, \leq, >, \geq, =, \neq\}$, iff

$$|\{(i, j) : 1 \leq i < j \leq |X| \wedge x_i = x_j\}| \odot z$$

An example is given below:



Example 159

```

<allDifferent type="soft" violationMeasure="dec">
  <list> x1 x2 x3 x4 x5 </list>
  <cost> (le,z) </cost>
</allDifferent>

```

9.4.4 Constraint soft-cardinality

For the soft version of `cardinality`, we can use "var" as well as the measure "val" defined in [141].



Syntax 165

```

<cardinality type="soft" violationMeasure="var|val">
  <list> (intVar wspace)2+ </list>
  <values [closed="boolean"]> (intVal wspace)+ | (intVar wspace)+ </values>
  <occurs> (intVal wspace)+ | (intVar wspace)+ | (intIntvl wspace)+ </occurs>
  <cost> "(" operator "," operand ")" | intVar </cost>
</cardinality>

```

9.4.5 Constraint soft-regular

For the relaxed version of `regular`, we can use "var" as well as the measure "edit" defined in [141].



Syntax 166

```

<regular type="soft" violationMeasure="var|edit">
  <list> (intVar wspace)+ </list>
  <transitions> "(" state "," intVal "," state ")" </transitions>
  <start> state </start>
  <final> (state wspace)+ </final>
  <cost> "(" operator "," operand ")" | intVar </cost>
</regular>

```

9.4.6 Constraint soft-permutation (same)

For the relaxed version of `permutation (same)`, we can use "var" [141], while discarding the optional element `<mapping>` of the hard version.



Syntax 167

```

<permutation type="soft" violationMeasure="var">
  <list> (intVar wspace)2+ </list>
  <list [startIndex="integer"]> (intVar wspace)2+ </list>
  <cost> "(" operator "," operand ")" | intVar </cost>
</permutation>

```

9.5 Summary

Soft (cost-based) constraints in XCSP³ can be managed by means of either relaxed constraints or cost functions. On the one hand, it is important to note that relaxed constraints must be understood and treated as hard constraints. Simply, they (typically) involve cost variables which can possibly (i.e., not necessarily) be used for optimization. On the other hand, cost functions necessarily imply an implicit optimization task that consists in minimizing the sum of the constraint costs. Currently, in XCSP³, it is not possible to have both a cost function and an explicit objective function (although extensions in the future can be envisioned). Importantly,

when a cost function is present, the type of the instance is necessarily "WCSP"; see Section 11.3.1.

Finally, a soft constraint is easily identifiable: its attribute `type` is given the value "soft". It is also easy to determine whether we have a relaxed constraint or a cost function: just check the presence of an element `<cost>` (as last child). A simple relaxation will necessarily involve the attribute `violationCost`.

Part IV

Groups, Frameworks and Annotations

10

Groups, Blocks, Reification, Views and Aliases

Several important features of XCSP³ are introduced in this chapter. In particular, groups of constraints are an essential mechanism to preserve the structure of the problem instances.

10.1 Constraint Templates and Groups

A constraint template is a kind of constraint abstraction, that is to say, an element representing a constraint in XCSP³ where some formal parameters are present (typically, for representing missing values and/or variables). Such parameters are denoted by the symbol % followed by a parameter index. A constraint template has $p \geq 1$ parameters(s), with indices going from 0 to $p - 1$, and of course, a parameter can appear several times.

For example, here is a constraint template, with three parameters, for the element **intension**:



Example 160

```
| <intension> eq(add(%0,%1),%2) </intension>
```

and another one, with two parameters, for the element **extension**:



Example 161

```
| <extension>  
  <list> %0 %1 </list>  
  <supports> (1,2) (2,1) (2,3) (3,1) (3,2) (3,3) </supports>  
</extension>
```

A constraint template must be used in a context that permits to provide the actual parameters, or arguments. A first possibility is within constraints **slide** and **seqbin**, where

the arguments are automatically given by the variables of a sequence (sliding effect). A second possibility is to build an element `<group>` whose role is to encapsulate a constraint template followed by a sequence of elements `<args>`. Currently, the constraint template `<constraint.../>` is either put directly inside `<group>`, or put indirectly inside `<group>` through the meta-constraint `<not>`¹. Each element `<args>` must contain as many arguments as the number of parameters in the constraint template (using whitespace as separator). Of course, the first argument in `<args>` corresponds to `%0`, the second one to `%1`, and so on.

Remark 42 *Do note that a constraint template can only be found in elements `<slide>`, `<seqbin>` and `<group>`, and that no two such elements can be related by an ancestor-descendant relationship.*

Considering constraints over integer variables, an argument can be any integer functional expression, referred to as *intExpr* in the syntax box below (its precise syntax is given in Appendix B). When parsing, a solver has to replace the formal parameters of the predicate template by the corresponding arguments to build the constraint.

As a formal parameter, in the context of a group, it is also possible to use `%...` that stands for a variable number of arguments. If `%i` is the formal parameter with the highest index *i* present in the template, then `%...` will be replaced by the sequence (whitespace as separator) of arguments that come after the one associated with `%i`. If `%...` is the only formal parameter present in the template, then `%...` will be replaced by the full sequence of arguments.

Remark 43 *It is currently forbidden to use `%...` inside elements `<slide>` and `<seqbin>`. Also, note that `%...` can never occur in a functional expression (for example, `add(x,%...)` is clearly invalid)..*

The syntax for the element `<group>`, admitting an optional attribute `id`, is:



Syntax 168

```
<group [id="identifier"]>
  <not> <constraint.../> </not> | <constraint.../>           // constraint template
  (<args> (intExpr whitespace)+ </args>)*
</group>
```

To summarize, an element `<group>` defines a group of constraints sharing the same constraint template. This is equivalent to posting as many constraints as the number of elements `<args>` inside `<group>`. When the attribute `id` is specified for a group, we can consider that the `id` of each constraint is given by the `id` of the group followed by `[i]` where *i* denotes the position (starting at 0) of the constraint inside the group. At this point, it should be clear that (syntactic) groups are useful. First, they permit to partially preserve the structure of the problem. Second, there is no need to parse several times the constraint template. Third, the representation is made more compact.

Let us illustrate this important concept of syntactic groups of constraints. The following group of constraints is equivalent to post:

- `g[0]: $x_0 + x_1 = x_2$`
- `g[1]: $x_3 + x_4 = x_5$`
- `g[2]: $x_6 + x_7 = x_8$`

¹We might extend the possibilities of building groups, in the future.



Example 162

```

<group id="g">
  <intension> eq(add(%0,%1),%2) </intension>
  <args> x0 x1 x2 </args>
  <args> x3 x4 x5 </args>
  <args> x6 x7 x8 </args>
</group>

```

With $T = \{(1,2), (2,1), (2,3), (3,1), (3,2), (3,3)\}$, the following group of constraints is equivalent to post:

- $h[0]: (w, x) \in T$
- $h[1]: (w, z) \in T$
- $h[2]: (x, y) \in T$



Example 163

```

<group id="h">
  <extension>
    <list> %0 %1 </list>
    <supports> (1,2) (2,1) (2,3) (3,1) (3,2) (3,3) </supports>
  </extension>
  <args> w x </args>
  <args> w z </args>
  <args> x y </args>
</group>

```

Now, we give the XCSP³ formulation for the 3-order instance of the Latin Square problem (fill an $n \times n$ array with n different symbols, such that each symbol occurs exactly once in each row and exactly once in each column).



Example 164

```

<instance format="XCSP3" type="CSP">
  <variables>
    <array id="x" size="[3][3]"> 1..3 </array>
  </variables>
  <constraints>
    <group>
      <allDifferent> %0 %1 %2 </allDifferent>
      <args> x[0][0] x[0][1] x[0][2] </args>
      <args> x[1][0] x[1][1] x[1][2] </args>
      <args> x[2][0] x[2][1] x[2][2] </args>
      <args> x[0][0] x[1][0] x[2][0] </args>
      <args> x[0][1] x[1][1] x[2][1] </args>
      <args> x[0][2] x[1][2] x[2][2] </args>
    </group>
  </constraints>
</instance>

```

Note that we can use shorthands for lists of variables taken from arrays, and also the formal parameter `%...`, as illustrated by:



Example 165

```
<instance format="XCSP3" type="CSP">
  <variables>
    <array id="x" size="[3][3]"> 1..3 </array>
  </variables>
  <constraints>
    <group>
      <allDifferent> %... </allDifferent>
      <args> x[0][] </args>
      <args> x[1][] </args>
      <args> x[2][] </args>
      <args> x[][0] </args>
      <args> x[][1] </args>
      <args> x[][2] </args>
    </group>
  </constraints>
</instance>
```

Of course, in this very special context, a group is not very useful as it is possible to use the constraint `allDifferent-matrix`, leading to:



Example 166

```
<instance format="XCSP3" type="CSP">
  <variables>
    <array id="x" size="[3][3]"> 1..3 </array>
  </variables>
  <constraints>
    <allDifferent>
      <matrix> x[][] </matrix>
    </allDifferent>
  </constraints>
</instance>
```

As a last illustration, we give the XCSP³ formulation for the 3-order instance of the Magic Square problem. Note that, we cannot replace the element `<group>` by a more compact representation.



Example 167

```
<instance format="XCSP3" type="CSP">
  <variables>
    <array id="x" size="[3][3]"> 1..9 </array>
  </variables>
  <constraints>
    <allDifferent> x[][] </allDifferent>
    <group>
      <sum>
```

```

        <list> %... </list>
        <condition> (eq,15) </condition>
    </sum>
    <args> x[0] [] </args>
    <args> x[1] [] </args>
    <args> x[2] [] </args>
    <args> x[] [0] </args>
    <args> x[] [1] </args>
    <args> x[] [2] </args>
    <args> x[0][0] x[1][1] x[2][2] </args>
    <args> x[2][0] x[1][1] x[0][2] </args>
</group>
</constraints>
</instance>

```

Remark 44 Note that an element `<group>`

- cannot be reified, as it is considered as a set of constraints, and not a single one;
- cannot be relaxed/softened, for the same reason;
- can only be a child of `<constraints>` or a child of an element `<block>`; hence, it cannot be a descendant of (i.e., involved in) an element `<group>`, `<seqbin>` or `<slide>`.

10.2 Blocks and Classes

We have just seen that we can declare syntactic group of constraints, i.e. groups of constraints built from the same template. But it may be interesting to identify blocks of constraints that are linked together semantically. For example, in a problem model, one may declare a set of constraints that corresponds to clues (typically, for a game), a set of symmetry breaking constraints, a set of constraints related to week-ends when scheduling the shifts of nurses, and so on. This kind of information can be useful for users and solvers. Sometimes, one might also emphasize that there exist some links between variables and constraints.

In XCSP³, there are two complementary ways of managing semantic groups of constraints (and variables): blocks and classes. A block is represented by an XML element whereas a class is represented by an XML attribute. To declare a block of constraints, you just need to introduce an element `<block>`, with an optional attribute `id`. Each block may contain several constraints, meta-constraints, groups of constraints and intern blocks. Most of the times, a block will be tagged by one or more classes (a class is simply an identifier), just by introducing the attribute `class` as in HTML.

Syntax 169

```

<block [id="identifier" ] [class="(identifier whitespace)+" ]>
    (<constraint.../> | <metaConstraint.../> | <group.../> | <block.../>)+
</block>

```


Predefined classes are:

- "clues", used for identifying clues or hints usually given for a game,

- "symmetry-breaking", used for identifying elements that are introduced for breaking some symmetries,
- "redundant-constraints", used for identifying redundant (implied) constraints,
- "nogoods", used for identifying elements related to nogood recording

Other predefined values might be proposed later. It is also possible to introduce user-defined classes (i.e., any arbitrary identifier), making this approach very flexible.

An illustration, we give the skeleton of an element `<constraints>` that contains several blocks. A first block contains the constraints corresponding to some clues (for example, the initial values of a Sudoku grid). A second block introduces some symmetry breaking constraints (`<lex>`). A third block introduces some redundant constraints. And finally, the two last blocks refer to constraints related to the management of two different weeks; by introducing blocks here, we can associate a note (short comment) with them.


Example 168

```

<constraints>
  <block class="clues">
    <intension> ... </intension>
    <intension> ... </intension>
    ...
  </block>
  <block class="symmetry-breaking">
    <lex> ... </lex>
    <lex> ... </lex>
    ...
  </block>
  <block class="redundant-constraints"> ... </block>
  <block note="Management of first week"> ... </block>
  <block note="Management of second week"> ... </block>
</constraints>

```

Remark 45 The class "redundant-constraints" permits to identify implied constraints that are usually posted in order to improve the solving process. Because they are properly identified (by means of the attribute `class`), a solver can be easily asked to discard them, so as to compare its behavior when solving an instance with and without the redundant constraints. Note that this facility can be used with any value of `class`.

Remark 46 The attribute `type` of `<block>`, introduced in previous specifications, is deprecated.

10.3 Reification

Reification of a (hard) constraint c means associating a 0/1 variable x_c with c such that x_c denotes the truth value of c . Reification can be stated as:

$$x_c \Leftrightarrow c$$

Reification of c through x_c means that:

- c must be true if x_c is set to 1
- $\neg c$ must be true if x_c is set to 0
- x_c must be set to 1 if c becomes entailed
- x_c must be set to 0 if c becomes disentailed

Half reification uses implication instead of equivalence. Half reification can be stated as:

$$x_c \Rightarrow c$$

Half reification of c orientated from x_c means that:

- c must be true if x_c is set to 1
- x_c must be set to 0 if c becomes disentailed

Half reification can also be stated as:

$$x_c \Leftarrow c$$

Half reification of c orientated towards x_c means that:

- $\neg c$ must be true if x_c is set to 0
- x_c must be set to 1 if c becomes entailed

In XCSP³, to reify a constraint, you just need to specify an attribute **reifiedBy** whose value is the id of a 0/1 variable, to be associated with the XCSP³ element defining this constraint. For half reification, we use either the attribute **hreifiedFrom** (for $x_c \Rightarrow c$) or the attribute **hreifiedTo** (for $x_c \Leftarrow c$).


As an example, taken from [54], let us suppose that you need to express the following constraint:

$$x \leq 4 \Rightarrow t[x] \times y \geq 6$$

which requires that if $x \leq 4$ then the value at the x th position of array t (assumed here to be $[2, 5, 3, 1, 4]$) multiplied by y must be at least 6. By introducing variables b_1 , b_2 for reification and variable z for handling array indexing, we obtain:

- $c_1: b_1 \Leftrightarrow x \leq 4$
- $c_2: \text{Element}(t, x, z)$
- $c_3: b_2 \Leftrightarrow z \times y \geq 6$
- $c_4: b_1 \Rightarrow b_2$

This gives in XCSP³ form:

 **Example 169**

```
<instance format="XCSP3" type="CSP">
  <variables>
    <var id="x"> 0..10 </var>
    <var id="y"> 0..10 </var>
    <var id="z"> 1..5 </var>
    <var id="b1"> 0 1 </var>
    <var id="b2"> 0 1 </var>
  </variables>
  <constraints>
```

```

<intension id="c1" reifiedBy="b1"> le(x,4) </intension>
<element id="c2">
  <list> 2 5 3 1 4 </list>
  <index> x </index>
  <value> z </value>
</element>
<intension id="c3" reifiedBy="b2"> ge(mul(z,x),6) </intension>
<intension id="c4"> imp(b1,b2) </intension>
</constraints>
</instance>

```


Another example taken from [54] is:

$$x > 4 \vee \text{allDifferent}(x, y, y - x)$$

With reification, we should have a propagator for the negation of `allDifferent`. With half reification, we obtain:

$$\begin{aligned}
c_1: & b_1 \Rightarrow x > 4 \\
c_2: & z = y - x \\
c_3: & b_2 \Rightarrow \text{allDifferent}(x, y, z) \\
c_4: & b_1 \vee b_2
\end{aligned}$$

This gives in XCSP³ form:

 **Example 170**

```

<instance format="XCSP3" type="CSP">
  <variables>
    <var id="x"> 0..10 </var>
    <var id="y"> 0..10 </var>
    <var id="z"> -10..10 </var>
    <var id="b1"> 0 1 </var>
    <var id="b2"> 0 1 </var>
  </variables>
  <constraints>
    <intension id="c1" hreifiedFrom="b1"> gt(x,4) </intension>
    <intension id="c2"> eq(z,sub(y,x)) </intension>
    <allDifferent id="c3" hreifiedFrom="b2"> x y z </allDifferent>
    <intension id="c4"> or(b1,b2) </intension>
  </constraints>
</instance>

```

Note that it is also possible to post a constraint `allDifferent` containing `x y sub(y,x)`, as shown in the next section.

10.4 Generalized Forms (Views)

XCSP³ allows the user to express generalized forms of constraints (and objectives), typically by permitting the use of expressions where a variable is usually expected. Some constraint solvers

are able to cope directly with such formulations through the concept of views [131]. A variable view is a kind of adaptor that performs some transformations when accessing the variable it abstracts over. For example, suppose that you have a filtering algorithm (propagator) for the constraint `allDifferent`. Can you directly deal with `allDifferent($x_1 + 1, x_2 + 2, x_3 + 3$)`, or must you introduce intermediate variables? In XCSP³, we let the possibility of generating instances that are “view-compatible”. As a classical illustration, let us consider the 8-queens problem instance. We just need 8 variables x_0, x_1, \dots, x_7 and ensure that the values of all x_i variables, the values of all $x_i - i$, and the values of all $x_i + i$ must be pairwise different. This leads to a XCSP³ instance composed of an array of 8 variables and three `allDifferent` constraints.



Example 171

```
<instance format="XCSP3" type="CSP">
  <variables>
    <array id="x" size="[8]"> 1..8 </array>
  </variables>
  <constraints>
    <allDifferent id="rows">
      x[0] x[1] x[2] x[3] x[4] x[5] x[6] x[7]
    </allDifferent>
    <allDifferent id="diag1">
      add(x[0],0) add(x[1],1) add(x[2],2) add(x[3],3)
      add(x[4],4) add(x[5],5) add(x[6],6) add(x[7],7)
    </allDifferent>
    <allDifferent id="diag2">
      sub(x[0],0) sub(x[1],1) sub(x[2],2) sub(x[3],3)
      sub(x[4],4) sub(x[5],5) sub(x[6],6) sub(x[7],7)
    </allDifferent>
  </constraints>
</instance>
```

10.5 Aliases (attribute as)

In some cases, it is not possible to avoid some redundancy (similar contents of elements), even when using the mechanisms described above. This is the reason why we have a mechanism of aliases. It is implemented by an attribute `as` that can be used by any element, anywhere in the document, to refer to the content of another element of the document. The semantics is the following: the content of an element `<elt>` with attribute `as` set to value `"idOther"` is defined as being the content of the element `<eltOther>` in the document with attribute `id` set to value `"idOther"`. There are a few restrictions:

- the element `<elt>` must not contain anything of its own,
- the element `<eltOther>` must precede `<elt>` in the document,
- the element `<eltOther>` cannot contain an element equipped with the attribute `id`.
- the element `<eltOther>` cannot be specified an attribute `as` (no allowed transitivity)

Let us illustrate this. Suppose that an instance must contain variables x_0, x_1, x_2, x_3 , with domain $\{a, b, c\}$ for x_0 and x_2 , and domain $\{a, b, c, d, e\}$ for x_1 and x_3 . If for some reasons, you

want to preserve the names of the variables, you have to write:

Example 172

```
<variables>
  <var id="x0"> a b c </var>
  <var id="x1"> a b c d e </var>
  <var id="x2"> a b c </var>
  <var id="x3"> a b c d e </var>
</variables>
```

By using the attribute `as`, you obtain the following equivalent non-redundant form:

Example 173

```
<variables>
  <var id="x0"> a b c </var>
  <var id="x1"> a b c d e </var>
  <var id="x2" as="x0" />
  <var id="x3" as="x1" />
</variables>
```

Of course, this can be applied to any kind of elements. For example, if for some reason, you describe twice the same set of tuples in the document, like for example :

Example 174

```
<constraints>
  ...
  <supports> (a,b)(a,c)(b,a)(b,c)(c,a)(c,c) </supports>
  ...
  <conflicts> (a,b)(a,c)(b,a)(b,c)(c,a)(c,c) </conflicts>
  ...
</constraints>
```

then, you can simply write (note that we have introduced here the attribute `id` that is optional for certain elements):

Example 175

```
<constraints>
  ...
  <supports id="tps"> (a,b)(a,c)(b,a)(b,c)(c,a)(c,c) </supports>
  ...
  <conflicts as="tps" />
  ...
</constraints>
```

11

Frameworks

In this chapter, we show how to define instances in various CP frameworks.

11.1 Dealing with Satisfaction (CSP)

A discrete *Constraint Network* (CN) P is a pair $(\mathcal{X}, \mathcal{C})$ where \mathcal{X} denotes a finite set of variables and \mathcal{C} denotes a finite set of constraints. A CN is also called a CSP instance.

To define a CSP instance, in XCSP³, you have to:

- set the attribute `type` of `<instance>` to "CSP";
- enumerate variables (at least one) within `<variables>`;
- enumerate constraints within `<constraints>`;

The syntax is as follows:



Syntax 170

```
<instance format="XCSP3" type="CSP">
  <variables>
    (<var.../> | <array.../>)+
  </variables>
  <constraints>
    (<constraint.../> | <metaConstraint.../> | <group.../> | <block.../>)*
  </constraints>
  [<annotations.../>]
</instance>
```

As an illustration, here is a way to represent the instance `langford-2-04`; see [CSPLib](#).



Example 176

```

<instance format="XCSP3" type="CSP">
  <variables>
    <array id="x" size="[2][4]"> 0..7 </array>
  </variables>
  <constraints>
    <allDifferent> x[] [] </allDifferent>
    <group>
      <intension> eq(%0,add(%1,%2)) </intension>
      <args> x[1][0] x[0][0] 2 </args>
      <args> x[1][1] x[0][1] 3 </args>
      <args> x[1][2] x[0][2] 4 </args>
      <args> x[1][3] x[0][3] 5 </args>
    </group>
  </constraints>
</instance>

```

11.2 Dealing with Optimization (COP)

A COP instance is defined by a set of variables \mathcal{X} , a set of constraints \mathcal{C} , as for a CN, together with a set of objective functions \mathcal{O} . Mono-objective optimization is when only one objective function is present in \mathcal{O} . Otherwise, this is multi-objective optimization.

To define a COP instance, in XCSP³, you have to:

- set the attribute `type` of `<instance>` to "COP";
- enumerate variables (at least one) within `<variables>`;
- enumerate constraints (if any) within `<constraints>`;
- enumerate objectives (at least one) within `<objectives>`.

The syntax is as follows:



Syntax 171

```

<instance format="XCSP3" type="COP">
  <variables>
    (<var.../> | <array.../>)+
  </variables>
  <constraints>
    (<constraint.../> | <metaConstraint.../> | <group.../> | <block.../>)*
  </constraints>
  <objectives [combination="combinationType"]>
    (<minimize.../> | <maximize.../>)+
  </objectives>
  [<annotations.../>]
</instance>

```

As an illustration, let us consider the Coins problem: what is the minimum number of coins that allows one to pay exactly any price p smaller than one euro [3]. Here, we consider the instance of this problem for $p = 83$.



Example 177

```

<instance format="XCSP3" type="COP">
  <variables>
    <var id="c1"> 1..100 </var>
    <var id="c2"> 1..50 </var>
    <var id="c5"> 1..20 </var>
    <var id="c10"> 1..10 </var>
    <var id="c20"> 1..5 </var>
    <var id="c50"> 1..2 </var>
  </variables>
  <constraints>
    <sum>
      <list> c1 c2 c5 c10 c20 c50 </list>
      <coeffs> 1 2 5 10 20 50 </coeffs>
      <condition> (eq,83) </condition>
    </sum>
  </constraints>
  <objectives>
    <minimize type="sum"> c1 c2 c5 c10 c20 c50 </minimize>
  </objectives>
</instance>

```

In XCSP³-core, only mono-objective optimization is authorized.

Remark 47 *MaxCSP* is an optimization problem, which consists in satisfying the maximum number of constraints of a given CN. Typically, you may be interested in that problem, when CSP instances are over-constrained, i.e., without any solution. In the format, we do not need to refer to *MaxCSP*: simply feed your solver with (unsatisfiable) CSP instances, and activate *MaxCSP* solving.

11.3 Dealing with Preferences through Soft Constraints

The classical CSP framework can be extended by introducing valuations to be associated with constraint tuples [28], making it possible to express preferences. We show below how two main specializations of the Valued Constraint Satisfaction Problem (VCSP) are represented in XCSP³.

11.3.1 WCSP

WCSP (Weighted CSP) is an extension to CSP that relies on a specific valuation structure $S(k) = ([0, \dots, k], \oplus, \geq)$ where:

- $k \in [1, \dots, \infty]$ is either a strictly positive natural or infinity,
- $[0, 1, \dots, k]$ is the set of naturals less than or equal to k ,
- \oplus is the sum over the valuation structure defined as: $a \oplus b = \min\{k, a + b\}$,
- \geq is the standard order among naturals.

A Weighted Constraint Network (WCN), or WCSP instance, is defined by a valuation structure $S(k)$, a set of variables, and a set of weighted constraints, also called cost functions (see Chapter 9). A WCN is also known as a CFN (Cost Function Network).

Some examples of cost functions, taken from Chapter 9 are given below:



Example 178

```
<extension type="soft" defaultCost="0">
  <list> x1 x2 x3 </list>
  <tuples cost="10"> (1,2,2) (2,1,2) (2,2,1) </tuples>
  <tuples cost="5"> (1,1,2) (1,1,3) </tuples>
</extension>
<intension type="soft" violationCost="3">
  eq(lucy,sub(mary,1))
</intension>
<intension type="soft"> dist(x,y) </intension>
<allDifferent type="soft" violationMeasure="dec">
  x1 x2 x3 x4 x5
</allDifferent>
```

Remark 48 When representing a WCSP instance, it is possible to refer to hard constraints. For such constraints, an allowed tuple has a cost of 0 while a disallowed tuple has a cost equal to the value of k .

To define a CFN (WCSP instance), in XCSP³, you have to;

- set the attribute `type` of `<instance>` to "WCSP",
- enumerate variables (at least one) inside `<variables>`;
- optionally set a value to the optional attribute `ub` of the element `<constraints>`; this value represents k in the WCSP valuation structure and must be an integer greater than or equal to 1, or the special value "+infinity"; the default value for `ub` is "+infinity";
- optionally set a value to the optional attribute `lb` of the element `<constraints>`. If present, this value must be an integer greater than or equal to 0, and less than or equal to the value of `ub`. It represents a constant cost that must be added to the other costs, sometimes called the 0-ary constraint of the WCSP framework (e.g. see [76]). Of course, if it is not present, it is assumed to be equal to 0;
- enumerate hard constraints, relaxed constraints and cost functions (at least, one) inside `<constraints>`;

The syntax is as follows:



Syntax 172

```
<instance format="XCSP3" type="WCSP">
  <variables>
    (<var.../> | <array.../>)+
  </variables>
  <constraints [lb="integer"] [ub="integer|+infinity"]>
    (<constraint .../> |
     <constraint type="soft".../> |
```

```

    <group.../> |
    <block.../>)*
  </constraints>
  [<annotations.../>]
</instance>

```

In the simple example below, we have a CFN with two variables, two unary extensional constraints and one binary extensional constraint. Note that the forbidden cost limit is 5 (value of ub).



Example 179

```

<instance format="XCSP3" type="WCSP">
  <variables>
    <var id="x"> 0..3 </var>
    <var id="y"> 0..3 </var>
  </variables>
  <constraints ub="5">
    <extension type="soft" defaultCost="0">
      <list> x </list>
      <tuples cost="1"> 1 3 </tuples>
    </extension>
    <extension type="soft" defaultCost="0">
      <list> y </list>
      <tuples cost="1"> 1 2 </tuples>
    </extension>
    <extension type="soft" defaultCost="0">
      <list> x y </list>
      <tuples cost="5">
        (0,0) (0,1) (1,0) (1,1) (1,2) (2,1) (2,2) (2,3) (3,2) (3,3)
      </tuples>
    </extension>
  </constraints>
</instance>

```

11.3.2 FCSP

A fuzzy constraint network (FCN) is composed of a set of variables and a set of fuzzy constraints. Each fuzzy constraint represents a fuzzy relation on its scope: it associates a value in $[0, 1]$ (either a rational, a decimal or one of the integers 0 and 1), called membership degree, with each constraint tuple τ , indicating to what extent τ belongs to the relation and therefore satisfies the constraint. The membership degree of a tuple gives us the preference for that tuple. In fuzzy constraints, preference 1 is the best one and preference 0 the worst one.

In XCSP³, a fuzzy constraint is systematically represented by an XML element whose attribute `type` is set to "fuzzy". Below, we show how to represent fuzzy constraints, either in extensional form, or in intensional form.

Fuzzy Constraints in Extension. For representing such a constraint, an element `<extension>` with the attribute `type` set to "fuzzy" is used, containing an element `<list>` and a sequence

of elements `<tuples>`. Each element `<tuples>` has a required attribute `degree` that gives the common membership degree of all tuples contained inside the element. It is possible to use the optional attribute `defaultDegree` of `<extension>` to specify the membership degree of all implicit tuples (i.e., those not explicitly listed).

This gives the following syntax for fuzzy extensional constraints of arity greater than or equal to 2:



Syntax 173

```
<extension type="fuzzy" [defaultDegree="number"]>
  <list> (intVar whitespace)* </list>
  (<tuples degree="number"> "(" intVal ("," intVal)+ ")" </tuples>)+
</extension>
```

An example is given below.



Example 180

```
<extension id="c1" type="fuzzy" defaultDegree="0">
  <list> w x y z </list>
  <tuples degree="0.1"> (1,2,3,4) (2,1,2,3) (3,1,3,4) </tuples>
  <tuples degree="0.6"> (1,1,3,4) (2,2,2,2) </tuples>
</extension>
```

For a fuzzy unary constraint, we obtain:



Syntax 174

```
<extension type="fuzzy" [defaultDegree="number"]>
  <list> intVar </list>
  (<tuples degree="number"> ((intVal | intIntvl) whitespace)+ </tuples>)+
</extension>
```

Fuzzy Constraints in Intension. For representing such a constraint, we need an element `<intension>` with the attribute `type` set to "fuzzy". It contains a functional expression representing a fuzzy relation returning a real value (comprised between 0 and 1).



Syntax 175

```
<intension type="fuzzy">
  <function> realExpr </function>
</intension>
```

The opening and closing tags of `<function>` are optional, which gives:



Syntax 176

```
<intension type="fuzzy"> realExpr </intension> // Simplified Form
```

An example is given below.



Example 181

```
<intension id="c1" type="fuzzy">
  if(eq(x,y),0.5,0)
</intension>
```

To define a FCSP instance, in XCSP³, you have to;

- set the attribute `type` of `<instance>` to "FCSP",
- enumerate variables (at least one) within `<variables>`;
- enumerate fuzzy constraints within `<constraints>`;

The syntax is as follows:



Syntax 177

```
<instance format="XCSP3" type="FCSP">
  <variables>
    (<var.../> | <array.../>)+
  </variables>
  <constraints>
    (<constraint type="fuzzy".../> | <group.../> | <block.../>)*
  </constraints>
  [<annotations.../>]
</instance>
```

As an illustration, let us consider the XCSP³ representation of the problem instance described in [53], page 110.



Example 182

```
<instance format="XCSP3" type="FCSP">
  <variables>
    <var id="x"> 0..7 </var>
    <var id="y"> 0..7 </var>
    <var id="z"> 0..7 </var>
  </variables>
  <constraints>
    <extension id="c0" type="fuzzy" defaultDegree="0.25">
      <list> x </list>
      <tuples degree="1"> 4 </tuples>
      <tuples degree="0.75"> 3 5 </tuples>
    </extension>
    <extension id="c1" type="fuzzy" defaultDegree="0.5">
      <list> y </list>
      <tuples degree="1"> 3 4 </tuples>
    </extension>
    <extension id="c2" type="fuzzy" defaultDegree="0">
      <list> z </list>
      <tuples degree="1"> 2 </tuples>
      <tuples degree="0.75"> 1 3 </tuples>
    </extension>
  </constraints>
```

```

<intension id="c3" type="fuzzy">
  if(eq(add(x,y,z),7),1,0)
</intension>
</constraints>
</instance>

```

11.4 Dealing with Quantified Variables

Two frameworks for dealing with quantification of variables have been introduced in the literature. The former, QCSP⁺, is an extension of CSP, and the latter, QCOP⁺, is an extension of COP.

11.4.1 QCSP(+)

The Quantified Constraint Satisfaction Problem (QCSP) is an extension of CSP in which variables may be quantified universally or existentially¹. A QCSP instance corresponds to a sequence of quantified variables, called prefix, followed by a conjunction of constraints. QCSP and its semantics were introduced in [29]. QCSP⁺ is an extension of QCSP, introduced in [17] to overcome some difficulties that may occur when modeling real problems with classical QCSP. From a logic viewpoint, an instance of QCSP⁺ is a formula in which (i) quantification scopes of alternate type are nested one inside the other, (ii) the quantification in each scope is *restricted* by a CSP called *restriction* or *precondition*, and (iii) a CSP to be satisfied, called goal, is attached to the innermost scope. An example with 4 scopes is:

$$\begin{aligned}
& \forall X_1 \ (L_1^\forall(X_1) \rightarrow \\
& \quad \exists Y_1 \ (L_1^\exists(X_1, Y_1) \wedge \\
& \quad \quad \forall X_2 \ (L_2^\forall(X_1, Y_1, X_2) \rightarrow \\
& \quad \quad \quad \exists Y_2 \ (L_2^\exists(X_1, Y_1, X_2, Y_2) \wedge G(X_1, X_2, Y_1, Y_2)) \\
& \quad \quad \quad) \\
& \quad \quad) \\
& \quad) \\
&)
\end{aligned} \tag{11.1}$$

where X_1 , X_2 , Y_1 , and Y_2 are in general sets of variables, and each L_i^Q is a conjunction of constraints. A more compact and readable syntax for QCSP⁺ employs square braces to enclose restrictions. An example with 3 scopes is as follows:

$$\forall X_1[L_1^\forall(X_1)] \exists Y_1[L_1^\exists(X_1, Y_1)] \forall X_2[L_2^\forall(X_1, Y_1, X_2)] G(X_1, Y_1, X_2)$$

which reads “for all values of X_1 which satisfy the constraints $L_1^\forall(X_1)$, there exists a value for Y_1 that satisfies $L_1^\exists(X_1, Y_1)$ and is such that for all values for X_2 which satisfy $L_2^\forall(X_1, Y_1, X_2)$, the goal $G(X_1, X_2, Y_1)$ is satisfied”.

A standard QCSP can be viewed as a particular case of QCSP⁺ in which all quantifications are unrestricted, i.e. all the CPSs L_i^Q are empty.

¹This is a revised version of the XCSP 2.1 proposal made initially for QCSP and QCSP⁺ by M. Benedetti, A. Lallouet and J. Vautard.

To define a QCSP/QCSP⁺ instance, in XCSP³, you have to;

- set the attribute `type` of `<instance>` to "QCSP" or "QCSP+";
- enumerate variables (at least one) within `<variables>`;
- enumerate constraints within `<constraints>`;
- handle quantification in an element `<quantification>`.

Handling Quantification. The element `<quantification>` provides an ordered list of quantification blocks. Notice that the order in which quantification blocks are listed inside this XML element provides key information, as it specifies the left-to-right order of (restricted) quantifications associated with the QCSP/QCSP⁺ instance. Each block of a QCSP/QCSP⁺ instance is represented by either an element `<forall>` or an element `<exists>`, which gives the kind of quantification for all the variables in the block. For QCSP, the list of variables of a block is given directly inside elements `<forall>` and `<exists>`. However, for QCSP⁺, if restrictions are present, we put the ids of restrictions (restricting constraints) inside an element `<ctrs>`, and put the list of variables inside an element `<vars>`; note that restrictions are put with other constraints in `<constraints>`. At least one variable must be present in each block, and the order in which variables are listed is not relevant.

Remark 49 *Each variable can be mentioned in at most one block. Each variable must be mentioned in at least one block; this means the problem is closed, i.e. no free variables are allowed²;*

For QCSP, the syntax is as follows:



Syntax 178

```
<instance format="XCSP3" type="QCSP">
  <variables>
    (<var.../> | <array.../>)+
  </variables>
  <constraints>
    (<constraint.../> | <metaConstraint.../> | <group.../> | <block.../>)*
  </constraints>
  <quantification>
    (<exists> (intVar wspace)+ <exists> | <forall> (intVar wspace)+ <forall>)+
  </quantification>
  [<annotations.../>]
</instance>
```

Let w, x, y and z be four variables, whose domains are $\{1, 2, 3, 4\}$. An XCSP³ encoding of the QCSP:

$$\exists w, x \ \forall y \ \exists z \quad w + x = y + z, \ y \neq z$$

is given by:

²This restriction may be relaxed by future formalizations of open QCSPs.



Example 183

```

<instance format="XCSP3" type="QCSP">
  <variables>
    <var id="w"> 1..4 </var>
    <var id="x"> 1..4 </var>
    <var id="y"> 1..4 </var>
    <var id="z"> 1..4 </var>
  </variables>
  <constraints>
    <intension> eq(add(w,x),add(y,z)) </intension>
    <intension> ne(y,z) </intension>
  </constraints>
  <quantification>
    <exists> w x </exists>
    <forall> y </forall>
    <exists> z </exists>
  </quantification>
</instance>

```

Recall that, in XCSP³, an *intVar* corresponds to the id of a variable declared in `<variables>`. Similarly, an *intCtr* corresponds to the id of a constraint declared in `<constraints>`. For QCSP⁺, the syntax is then as follows:



Syntax 179

```

<instance format="XCSP3" type="QCSP+ ">
  <variables>
    (<var.../> | <array.../>)+
  </variables>
  <constraints>
    (<constraint.../> | <metaConstraint.../> | <group.../> | <block.../>)*
  </constraints>
  <quantification>
    ( <exists>
      <vars> (<intVar wspace>)+ <vars>
      [<ctr> (<intCtr wspace>)+ </ctr>]
    </exists>
    |
    <forall>
      <vars> (<intVar wspace>)+ <vars>
      [<ctr> (<intCtr wspace>)+ </ctr>]
    </forall>
    )+
  </quantification>
  [<annotations.../>]
</instance>

```

An XCSP³ encoding of the QCSP⁺:

$$\exists w, x [w + x < 8, w - x > 2] \forall y [w \neq y, x \neq y] \exists z [z < w - y] w + x = y + z$$

is given by:



Example 184

```

<instance format="XCSP3" type="QCSP+">
  <variables>
    <var id="w"> 1..4 </var>
    <var id="x"> 1..4 </var>
    <var id="y"> 1..4 </var>
    <var id="z"> 1..4 </var>
  </variables>
  <constraints>
    <intension id="r1a"> lt(add(w,x),8) </intension>
    <intension id="r1b"> gt(sub(w,x),2) </intension>
    <intension id="r2a"> ne(w,y) </intension>
    <intension id="r2b"> ne(x,y) </intension>
    <intension id="r3"> gt(sub(w,y),z) </intension>
    <intension id="goal"> eq(add(w,x),add(y,z)) </intension>
  </constraints>
  <quantification>
    <exists>
      <vars> w x </vars>
      <ctr> r1a r1b </ctr>
    </exists>
    <forall>
      <vars> y </vars>
      <ctr> r2a r2b </ctr>
    </forall>
    <exists>
      <vars> z </vars>
      <ctr> r3 </ctr>
    </exists>
  </quantification>
</instance>

```

Note here that we have to specify an id for each restricting constraint in order to be able to reference them.

11.4.2 QCOP(+)

QCOP(+), Quantified Constraint Optimization problem, is a framework [18] that allows us to formally express preferences over QCSP(+) strategies. A QCOP(+) instance is obtained from a QCSP(+) instance by adding preferences and aggregates to the quantification blocks. For aggregation, we need aggregate ids (which look like local variables but cannot be part of constraints) and aggregate functions. Possible aggregate functions are:

- "sum",
- "product"
- "average"
- "deviation"
- "median"
- "count"

Compared to QCSP(+), we must add information to elements `<exists>` and `<forall>` for dealing with optimization. For an element `<exists>`, we need an optimization condition, which is represented by an element `<minimize>` or an element `<maximize>`, the content of which is a variable id or an aggregate id. However, when no element `<minimize>` or `<maximize>` is present for an element `<exists>`, this implicitly corresponds to the atom *any* [18]. For an element `<forall>`, we must add a sequence of one or several elements `<aggregate>`, each of them with a required attribute `id` that gives the aggregate identifier. The content of the element is an expression of the form $f(x)$ where f denotes an aggregate function and x denotes a variable id or an aggregate id.

To define a QCOP/QCOP+ instance, in XCSP³, you have to:

- set the attribute `type` of `<instance>` to "QCOP" or "QCOP+";
- enumerate variables (at least one) within `<variables>`;
- enumerate constraints (at least one) within `<constraints>`;
- handle quantification in an element `<quantification>`.

As an illustration, here is the XCSP³ representation of the toy problem introduced in [18], page 472. We assume here that the array A , given as an input to the instance is $\{12, 5, 6, 9, 4, 3, 13, 10, 12, 5\}$



Example 185

```
<instance format="XCSP3" type="QCOP+">
  <variables>
    <var id="x"> 0 1 </var>
    <var id="i"> 0..9 </var>
    <var id="z"> 0..+infinity </var>
  </variables>
  <constraints>
    <intension id="res"> eq(mod(i,2),x) </intension>
    <element id="goal">
      <list> 12 5 6 9 4 3 13 10 12 5 </list>
      <index> i </index>
      <value> z </value>
    </element>
  </constraints>
  <quantification>
    <exists>
      <vars> x </vars>
      <minimize> s </minimize>
    </exists>
    <forall>
      <vars> i </vars>
      <ctrls> res </ctrls>
      <aggregate id="s"> sum(z) </aggregate>
    </forall>
  </quantification>
</instance>
```

11.5 Stochastic Constraint Reasoning

Two frameworks have been introduced for dealing with uncontrollable variables: SCSP (Stochastic Constraint Satisfaction Problem) and SCOP (Stochastic Constraint Optimization Problem).

11.5.1 SCSP

To define a SCSP instance, in XCSP³, you have to:

- set the attribute `type` of `<instance>` to "SCSP";
- enumerate variables (at least one) within `<variables>`;
- enumerate constraints (at least one) within `<constraints>`; either there is an attribute `threshold` associated with `<constraints>` or an attribute `threshold` associated with each constraint element present in `<constraints>`.
- handle stages with an element `<stages>`, which alternately contains elements `<decision>` and `<stochastic>`; in each of these elements, we find a sequence of variable ids.

The syntax is:



Syntax 180

```
<instance format="XCSP3" type="SCSP">
  <variables>
    (<var.../> | <array.../>)+
  </variables>
  <constraints [threshold="number"]>
    (<constraint [threshold="number"].../> | <group.../> | <block.../>)*
  </constraints>
  <stages>
    (<decision> (intVar wspace)+ <decision> |
     <stochastic> (intVar wspace)+ <stochastic>)+
  </stages>
  [<annotations.../>]
</instance>
```

Here is an illustration taken from [148] about modeling a simple m quarter production planning problem. In each quarter, we will sell between 100 and 105 copies of a book. To keep customers happy, we want to satisfy demand in all m quarters with 80% probability. At the start of each quarter, we decide how many books to print for that quarter. There are m decision variables, x_i representing production in each quarter. There are also m stochastic variables, y_i representing demand in each quarter. These take values between 100 and 105 with equal probability. There is a constraint to ensure 1st quarter production meets 1st quarter demand: $x_1 \geq y_1$. There is also a constraint to ensure 2nd quarter production meets 2nd quarter demand plus any unsatisfied demand or less any stock: $x_2 \geq y_2 + (y_1 - x_1)$. And there is a constraint to ensure j th ($j \geq 2$) quarter production meets j th quarter demand plus any unsatisfied demand or less any stock: $x_j \geq y_j + \sum_{i=1}^{j-1} (y_i - x_i)$. We must satisfy these constraints with a threshold probability of 0.8.

For our illustration, with $m = 2$, we obtain:



Example 186

```

<instance format="XCSP3" type="SCSP">
  <variables>
    <var id="x1"> 100..105 </var>
    <var id="x2"> 100..105 </var>
    <var id="y1" type="stochastic"> 100..105:1/6 </var>
    <var id="y2" type="stochastic"> 100..105:1/6 </var>
  </variables>
  <constraints threshold="0.8">
    <intension> ge(x1,y1) </intension>
    <intension> ge(x2,add(y2,sub(y1,x1))) </intension>
  </constraints>
  <stages>
    <decision> x1 </decision>
    <stochastic> y1 </stochastic>
    <decision> x2 </decision>
    <stochastic> y2 </stochastic>
  </stages>
</instance>

```

Suppose now that there is a specific threshold 0.7 and 0.9 for the two constraints. The elements `<constraints>` become:



Example 187

```

<constraints>
  <intension threshold="0.7">
    ge(x1,y1)
  </intension>
  <intension threshold="0.9">
    ge(x2,add(y2,sub(y1,x1)))
  </intension>
</constraints>

```

11.5.2 SCOP

To define a SCOP instance, in XCSP³, you have to:

- set the attribute `type` of `<instance>` to "SCOP";
- enumerate variables (at least one) within `<variables>`;
- enumerate constraints (at least one) within `<constraints>`;
- handle stages with an element `<stages>`;
- enumerate objectives (at least one) within `<objectives>`;

11.6 Qualitative Spatial Temporal Reasoning

Qualitative Spatial Temporal Reasoning (QSTR) deals with qualitative calculi. A qualitative calculus is defined from a finite set B of base relations on a domain D . The elements of D

represent temporal or spatial entities, and the elements of B represent all possible configurations between two entities. B is a set that satisfies the following properties [90]: B forms a partition of $D \times D$, B contains the identity relation Id , and B is closed under the converse operation $(^{-1})$. A (complex) relation is the union of some base relations, but it is customary to represent a relation as the set of base relations contained in it. Hence, the set 2^B represents the set of relations of the qualitative calculus.

A QSTR instance is a pair composed of a set of variables and a set of constraints. Each variable represents a spatial/temporal entity of the system that is modeled. Each constraint represents a set of acceptable qualitative configurations between two variables and is defined by a relation.

11.6.1 Interval Calculus

A well known temporal qualitative formalism is the Interval Algebra, also called Allen's calculus [2]. The domain D_{int} of this calculus is the set $\{(x^-, x^+) \in \mathbb{Q} \times \mathbb{Q} : x^- < x^+\}$ since temporal entities are intervals of the rational line. The set B_{int} of this calculus is the set $\{eq, p, pi, m, mi, o, oi, s, si, d, di, f, fi\}$ of thirteen binary relations representing all orderings of the four endpoints of two intervals. For example, $m = \{((x^-, x^+), (y^-, y^+)) \in D_{int} \times D_{int} : x^+ = y^-\}$.

To define a QSTR instance based on the Interval Algebra, in XCSP³, you have to:

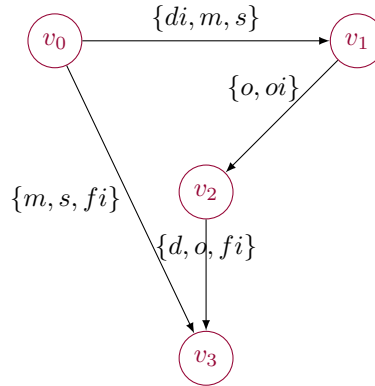
- set the attribute `type` of `<instance>` to "QSTR",
- enumerate interval variables (at least one) within `<variables>`;
- enumerate interval constraints within `<constraints>`.

The syntax is:


Syntax 181

```
<instance format="XCSP3" type="QSTR">
  <variables>
    (<var type="interval".../> | <array type="interval".../>)+
  </variables>
  <constraints> <interval.../>* </constraints>
  [<annotations.../>]
</instance>
```

Remark 50 *Although not indicated above, groups and blocks of interval constraints can also be used.*



As seen in Chapter 6, an interval constraint is defined by an element `<interval>` that contains an element `<scope>` and an element `<relation>`. An illustration is given for the qualitative constraint network depicted above. Its XCSP³ encoding is given by:

 **Example 188**

```

<instance format="XCSP3" type="QSTR">
  <variables>
    <var id="v0" type="interval"/>
    <var id="v1" type="interval"/>
    <var id="v2" type="interval"/>
    <var id="v3" type="interval"/>
  </variables>
  <constraints>
    <interval>
      <scope> v0 v1 </scope>
      <relation> di m s </relation>
    </interval>
    <interval>
      <scope> v0 v3 </scope>
      <relation> m s fi </relation>
    </interval>
    <interval>
      <scope> v1 v2 </scope>
      <relation> o oi </relation>
    </interval>
    <interval>
      <scope> v2 v3 </scope>
      <relation> d o fi </relation>
    </interval>
  </constraints>
</instance>

```

11.6.2 Point Calculus

Point Algebra (PA) is a simple qualitative algebra defined for time points.

To define a QSTR instance based on the Point Algebra, in XCSP³, you have to:

- set the attribute `type` of `<instance>` to "QSTR",
- enumerate point variables (at least one) within `<variables>`;
- enumerate point constraints within `<constraints>`.

The syntax is:



Syntax 182

```
<instance format="XCSP3" type="QSTR">
  <variables>
    (<var type="point".../> | <array type="point".../>)+
  </variables>
  <constraints> <point.../>* </constraints>
  [<annotations.../>]
</instance>
```

Remark 51 Although not indicated above, groups and blocks of point constraints can also be used.

As seen in Chapter 6, a point constraint is defined by an element `<point>` that contains an element `<scope>` and an element `<relation>`. An illustration is given by:



Example 189

```
<instance format="XCSP3" type="QSTR">
  <variables>
    <var id="x" type="point"/>
    <var id="y" type="point"/>
    <var id="z" type="point"/>
  </variables>
  <constraints>
    <point>
      <scope> x y </scope>
      <relation> b a </relation>
    </point>
    <point>
      <scope> x z </scope>
      <relation> b eq </relation>
    </point>
    <point>
      <scope> y z </scope>
      <relation> a </relation>
    </point>
  </constraints>
</instance>
```

11.6.3 Region Connection Calculus

RCC8 consists of 8 basic relations that are possible between two regions:

- disconnected (DC)
- externally connected (EC)
- equal (EQ)
- partially overlapping (PO)
- tangential proper part (TPP)
- tangential proper part inverse (TPPi)
- non-tangential proper part (NTPP)
- non-tangential proper part inverse (NTPPi)

So, as before, to define a QSTR instance based on the Region Connection Calculus 8, in XCSP³, you have to:

- set the attribute **type** of **<instance>** to "QSTR",
- enumerate region variables (at least one) within **<variables>**;
- enumerate rcc8 constraints within **<constraints>**.

As seen in Chapter 6, a rcc8 constraint is defined by an element **<region>** with attribute **type** set to "rcc8" and containing an element **<scope>** and an element **<relation>**.

11.6.4 TCSP

A well-known framework for time reasoning is TCSP (Temporal Constraint Satisfaction Problem) [46]. In this framework, variables represent time points and temporal information is represented by a set of unary and binary constraints, each specifying a set of permitted intervals.

For this framework, as seen in Chapter 6, we only need to introduce a type of constraints, called **dbd** constraints, for disjunctive binary difference constraints (as in [74]). A unary **dbd** constraint on variable x has the form:

$$a_1 \leq x \leq b_1 \vee \dots \vee a_p \leq x \leq b_p$$

A binary **dbd** constraint on variables x and y has the form:

$$a_1 \leq y - x \leq b_1 \vee \dots \vee a_p \leq y - x \leq b_p$$

where x and y are real variables representing time points and $a_1, \dots, a_p, b_1, \dots, b_p$ are real numbers denoting the bounds of p considered intervals.

In XCSP³, a **dbd** constraint is defined by an element **<dbd>** that contains an element **<scope>** and an element **<intervals>**. When a scope contains two variables x y in that order, it means that the difference is $y - x$.

To define a TCSP instance, in XCSP³, you have to;

- set the attribute **type** of **<instance>** to "TCSP",
- enumerate point variables (at least one) within **<variables>**;
- enumerate dbd constraints within **<constraints>**.

The syntax is:



Syntax 183

```

<instance format="XCSP3" type="TCSP">
  <variables>
    (<var type="point".../> | <array type="point".../>)+
  </variables>
  <constraints> <dbd.../>* </constraints>
  [<annotations.../>]
</instance>

```

Here is an example taken from [46]. John goes to work either by car (30-40 minutes) or by bus (at least 60 minutes). Fred goes to work either by car (20-30 minutes) or in a car pool (40-50 minutes). Today John left home between 7:10 and 7:20, and Fred arrived at work between 8:00 and 8:10. We also know that John arrived at work about 10-20 minutes after Fred left home.

Following [74], we can introduce the following variables: x_0 for a special time point denoting the “beginning of time” (7:00 in our case), x_1 for the time at which John left home, x_2 for the time at which John arrived at work, x_3 for the time at which Fred left home, and x_4 for the time at which Fred arrived at work. We then obtain:



Example 190

```

<instance format="XCSP3" type="TCSP">
  <variables>
    <var id="x0" type="point"/>
    <var id="x1" type="point"/>
    <var id="x2" type="point"/>
    <var id="x3" type="point"/>
    <var id="x4" type="point"/>
  </variables>
  <constraints>
    <dbd>
      <scope> x0 x1 </scope>
      <intervals> [10,20] </intervals>
    </dbd>
    <dbd>
      <scope> x1 x2 </scope>
      <intervals> [30,40] [60,+infinity[ </intervals>
    </dbd>
    <dbd>
      <scope> x3 x4 </scope>
      <intervals> [20,30] [40,50] </intervals>
    </dbd>
    <dbd>
      <scope> x3 x2 </scope>
      <intervals> [10,20] </intervals>
    </dbd>
    <dbd>
      <scope> x0 x4 </scope>
      <intervals> [60,70] </intervals>
    </dbd>
  </constraints>
</instance>

```

```
</constraints>
</instance>
```

11.7 Continuous Constraint Solving

11.7.1 NCSP

Numerical CSP instances are defined as CSP instances, but involve real variables and constraints.

To define a NCSP instance, in XCSP³, you have to:

- set the attribute `type` of `<instance>` to "NCSP";
- enumerate variables (at least one) within `<variables>`;
- enumerate constraints within `<constraints>`;

The syntax is as follows:



Syntax 184

```
<instance format="XCSP3" type="NCSP">
  <variables>
    (<var type="real".../> | <array type="real".../>)+
  </variables>
  <constraints> (<intension.../> | <sum.../>)* </constraints>
  [<annotations.../>]
</instance>
```



Example 191

```
<instance format="XCSP3" type="NCSP">
  <variables>
    <var id="x" type="real" [-4,4] </var>
    <var id="y" type="real" [-4,4] </var>
  </variables>
  <constraints>
    <intension> eq(sub(y,pow(x,2)),0) </intension>
    <intension> eq(sub(y,add(x,1)),0) </intension>
  </constraints>
</instance>
```

11.7.2 NCOP


Numerical COP instances are defined as COP instances, but involve real variables and constraints.

To define a NCOP instance, in XCSP³, you have to:

- set the attribute `type` of `<instance>` to "NCOP"
- enumerate variables (at least one) within `<variables>`;

- enumerate constraints within `<constraints>`;
- enumerate objectives (at least one) within `<objectives>`.

The syntax is as follows:

 **Syntax 185**

```
<instance format="XCSP3" type="NCOP">
  <variables>
    (<var type="real".../> | <array type="real".../>)+
  </variables>
  <constraints> (<intension.../> | <sum.../>)* </constraints>
  <objectives [combination="combinationType"]>
    (<minimize.../> | <maximize.../>)+
  </objectives>
  [<annotations.../>]
</instance>
```

11.8 Distributed Constraint Reasoning

Distributed Constraint Reasoning has been studied for both satisfaction and optimization.

11.8.1 DisCSP

DisCSP (Distributed CSP) instance, is defined as a classical CN $P = (\mathcal{X}, \mathcal{C})$, together with a set of p agents $\mathcal{A} = \{a_1, a_2, \dots, a_p\}$. Each agent $a \in \mathcal{A}$ controls a proper subset of variables $vars(a)$ of \mathcal{X} , and knows a subset of constraints $ctrs(a)$ of \mathcal{C} . The sets of controlled variables of all agents form a partition of \mathcal{X} . When an agent a_i can directly send messages to another agent a_j , a_j is said to be reachable from a_i .

To describe the way agents are defined and interact, we add to `<instance>` an element `<agents>` that contains a sequence of elements `<agent>`. Each element `<agent>` has an optional attribute `id` and contains an element `<vars>`, an element `<ctrs>` and a sequence of elements `<comm>`. Note that, as described below, some of these intern elements can be omitted in certain cases. They are defined as follows:

- The element `<vars>` contains the list of variables, given by their ids, controlled by the agent.
- The element `<ctrs>` contains the list of constraints, given by their ids, known by the agent.
- When there is no (special) communication cost between agents, there is only one element `<comm>` that contains the list of agents, given by their ids, reachable from the agent.
- When there are specific communication costs between agents, there is a sequence of elements `<comm>`, each one that contains the list of agents, given by their ids, reachable from the agent with a cost given by an attribute `cost`.

Note that the introduced elements `<comm>`, taken together, allows us to describe the topology of the communication graph/network.

There are special cases where some elements can be omitted. It depends on the general configuration of agents, which is characterized by three (optional) attributes associated with

the element `<agents>`. The optional attribute `varsModel` characterizes the partition of variables between agents. When there is a bijection between \mathcal{X} and \mathcal{A} , i.e., each agent controls exactly one distinct variable, the value of `varsModel` is set to "bijection". The optional attribute `ctrModel` characterizes the knowledge of agents on constraints. When every agent a exactly knows the set of constraints involving at least one variable controlled by the agent, i.e., $ctr(a) = \{c \in \mathcal{C} \mid scp(c) \cap vars(a) \neq \emptyset\}$, the value of `ctrModel` is set to "TKC", which stands for Totally Known Constraints. The optional attribute `commModel` characterizes the way agents can communicate, i.e. what is the topology of the communication network. When the communication graph is the same as the constraint (primal) graph, the value of `commModel` is set to "scope".

Now, here are the possible simplifications according to the value of these three attributes. First, for any element `<agent>`, the sequence of elements `<comm>` can be empty when there is no (special) communication cost between agents and when the value of the attribute `commModel` is "scope", because it is possible to infer the communication graph in that case. Similarly, for any element `<agent>`, the element `<ctr>` can be omitted when the value of `ctrModel` is "TKC". Finally, when `varsModel` has value "bijection", `ctrModel` has value "TKC" and `commModel` has value "scope", we can avoid to introduce all intern elements `<agent>`.

To define a DisCSP instance, in XCSP³, you have to;

- set the attribute `type` of `<instance>` to "DisCSP",
- enumerate variables (at least one) within `<variables>`;
- enumerate constraints (at least one) within `<constraints>`;
- enumerate agents within `<agents>`.

An illustration is given below:



Example 192

```
<instance format="XCSP3" type="DisCSP">
  <variables>
    <var id="w"> red green blue </var>
    <var id="x"> red green blue </var>
    <var id="y"> red green blue </var>
    <var id="z"> red green blue </var>
  </variables>
  <constraints>
    <intension id="c1"> ne(w,x) </intension>
    <intension id="c2"> ne(w,y) </intension>
    <intension id="c3"> ne(w,z) </intension>
    <intension id="c4"> ne(x,z) </intension>
    <intension id="c5"> ne(y,z) </intension>
  </constraints>
  <agents>
    <agent id="a1">
      <vars> w </vars>
      <ctr> c1 c2 c3 </ctr>
      <comm> a2 a3 a4 </comm>
    </agent>
    <agent id="a2">
      <vars> x </vars>
```



```

        <ctrls> c1 c4 </ctrls>
        <comm> a1 a4 </comm>
    </agent>
    <agent id="a3">
        <vars> y </vars>
        <ctrls> c2 c5 </ctrls>
        <comm> a1 a4 </comm>
    </agent>
    <agent id="a4">
        <vars> z </vars>
        <ctrls> c3 c4 c5 </ctrls>
        <comm> a1 a2 a3 </comm>
    </agent>
</agents>
</instance>

```

Interestingly enough, for the element `<agents>`, we can use the following abridged version:



Example 193

```

<agents varsModel="bijection"
        ctrlModel="TKC"
        commModel="scope" />

```

Let us suppose now that we only consider three agents, one controlling the variables w and x , and the two others controlling the variables y and z , respectively. We keep a TKC model, and consider that the communication cost between any pair of agents is 10, except between the first and third agents, where it is 100. We then obtain the following element `<agents>`:



Example 194

```

<agents ctrlModel="TKC" commModel="scope">
    <agent id="a1">
        <vars> w x </vars>
        <ctrls> c1 c2 c3 c4 </ctrls>
        <comm cost="10"> a2 </comm>
        <comm cost="100"> a3 </comm>
    </agent>
    <agent id="a2">
        <vars> y </vars>
        <ctrls> c2 c5 </ctrls>
        <comm cost="10"> a1 a3 </comm>
    </agent>
    <agent id="a3">
        <vars> z </vars>
        <ctrls> c3 c4 c5 </ctrls>
        <comm cost="100"> a1 </comm>
        <comm cost="10"> a2 </comm>
    </agent>
</agents>

```

Because the model is TKC, we could discard all elements `<ctrs>`.

11.8.2 DisWCSP (DCOP)

A DisWCSP (Distributed WCSP) instance, often called DCOP in the literature, is defined as a classical WCN $P = (\mathcal{X}, \mathcal{C}, k)$, together with a set of p agents $\mathcal{A} = \{a_1, a_2, \dots, a_p\}$. The way the agents are defined are exactly as for DisCSP.

To define a DisWCSP instance, in XCSP³, you have to;

- set the attribute `type` of `<instance>` to "DisWCSP",
- enumerate variables (at least one) within `<variables>`;
- enumerate weighted constraints (at least one) within `<constraints>`;
- enumerate agents within `<agents>`.

12

Annotations

In XCSP³, it is possible to insert an element `<annotations>` to express search and filtering advice. In this chapter, we present this while considering integer variables only (i.e., CSP and COP frameworks), but of course, what follows can be directly adapted to other frameworks.

Recall that, in XCSP³, an *intVar* corresponds to the id of a variable declared in `<variables>`. Similarly, an *intCtr* corresponds to the id of a constraint declared in `<constraints>`. Besides, all BNF non-terminals such as *filteringType*, *consistencyType*, *branchingType* and *restartsType* are defined in Appendix B. The general syntax for `<annotations>` is as follows:



Syntax 186

```
<annotations>
  [<decision> (intVar whitespace)+ </decision>]
  [<output> (intVar whitespace)+ </output>]
  [<varHeuristic.../>]
  [<valHeuristic.../>]
  (<filtering type="filteringType"> (intCtr whitespace)+ </filtering>)*
  [<filtering type="filteringType" />]
  [<prepro consistency="consistencyType" />]
  [<search [consistency="consistencyType"] [branching="branchingType"] />]
  [<restarts type="restartsType" cutoff="unsignedInteger" [factor="decimal"] />]
</annotations>
```

12.1 Annotations about Variables

It is possible to associate annotations with variables by introducing a few elements inside `<annotations>`. First, one can indicate the variables that the solver should branch in, so-called branching or decision variables, and the variables that are considered relevant when outputting solutions. This is made possible by introducing an element `<decision>` and an

element `<output>` inside `<annotations>`. For example, below, we identify variables x_0 , x_1 and x_2 as being three decision variables, and variables y and z as being those that should be displayed whenever a solution is found.

Example 195

```
<annotations>
  <decision> x0 x1 x2 </decision>
  <output> y z </output>
</annotations>
```

It may be interesting to indicate which heuristic(s) should be followed by a solver. This is the role of the elements `<varHeuristic>` and `<valHeuristic>`. For variable ordering, one can introduce several elements inside `<varHeuristic>`, chosen among `<static>`, `<random>`, `<min>` and `<max>`. An element `<static>` indicates in which exact order variables contained in it must be selected by the solver. An element `<random>` indicates that variables contained in it should be selected at random. An element `<min>` or `<max>` has a required attribute `type` whose value indicates the type of variable ordering heuristic, based on one or several criteria, that must be followed for the variables it contains. Basic types, based on elementary criteria, are currently:

- "lexico".
- "dom" [66].
- "deg" [138], "ddeg" and "wdeg" [30]
- "impact" [60, 116]
- "activity" [97]

It is possible to combine such criteria with the operator `"/"`, thus considering ratios, and also with the operator `"+"` to determine how to break ties.

We can then use complex types, as for example:

- "dom/deg", "dom/ddeg" and "dom/wdeg"
- "dom+ddeg"

For example, "dom+ddeg" is known as the Brelaz heuristic [32, 135].

Note that the BNF syntax for all possible values of `type` is given by *varhType* in Appendix B. The syntax for `<varHeuristic>` is then:

Syntax 187

```
<varHeuristic [lc="unsignedInteger"]>
  (
    <static> (intVar wspace)+ </static>
    | <random> (intVar wspace)+ </random>
    | <min type="varhType"> (intVar wspace)+ </min>
    | <max type="varhType"> (intVar wspace)+ </max>
  )*
  [<random/> | <min type="varhType"/> | <max type="varhType"/>] // default
</varHeuristic>
```

As you can see, there may be several elements inside `<varHeuristic>`, including one in last position that may contain nothing. Actually, when there are several elements inside

`<varHeuristic>`, it means that the variables of the first element should be selected first (using the semantics of the element), then the variables of the second element should be selected, and so on. Finally, when there is an element at last position without any content, it means that it applies to all remaining variables (i.e., those not explicitly listed in previous elements): this is the default heuristic. By means of the attribute `lc`, it is also possible to indicate that last conflict reasoning [83] should be employed: the value of the attribute indicates the maximal size (k) of the testing set.

If the advice is simply to use `min dom/wdeg` over the entire constraint network, you will write:



Example 196

```
<varHeuristic>
  <min type="dom/wdeg"/>
</varHeuristic>
```

In another example, below, we assume that the solver should select variables x_0 , x_7 and x_{12} first (in that order), then variables x_{10} , x_{20} in an order that depends on their domain sizes, and finally all other variables by considering at each decision step the variable with the greatest weighted degree. On our example, it is also advised to use `lc(2)`.



Example 197

```
<varHeuristic lc="2">
  <static> x0 x7 x12 </static>
  <min type="dom"> x10 x20 </min>
  <max type="wdeg"/>
</varHeuristic>
```

For value ordering, one can introduce several elements inside `<valHeuristic>`, chosen among `<static>`, `<random>`, `<min>` and `<max>`. An element `<static>` indicates in which order values for the variables contained in it should be selected by the solver. The order for values is given by the attribute `order`. An element `<random>` indicates that values for the variables contained in it should be selected randomly. An element `<min>` or `<max>` has a required attribute `type` whose value indicates the type of value ordering heuristic that must be followed for the variables it contains. Currently, possible values of `type` (i.e., values of `valhType` defined in Appendix B) are:

- "conflicts"
- "value".

Here, `conflicts` refers to the number of conflicts with neighbors [98, 59].

The syntax for `<valHeuristic>` is then:



Syntax 188


```
<valHeuristic>
(
  <static order="(intVal wspace)+"> (intVar wspace)+ </static>
  | <random> (intVar wspace)+ </random>
  | <min type="valhType"> (intVar wspace)+ </min>
  | <max type="valhType"> (intVar wspace)+ </max>
)
```

```

)*
[<random /> | <min type="valhType"/> | <max type="valhType"/>] // default
</valHeuristic>

```

If the advice is simply to use `min value` over the entire constraint network, you will write:


 **Example 198**

```

<valHeuristic>
  <min type="value"/>
</valHeuristic>

```

Another example is given below. Whenever x is selected, the solver must choose the first valid value in the order given by `order`. Whenever y and z are selected, the solver must select the value that has the smallest number of conflicts (with its neighbors). Finally, whenever any other variable is selected by the solver, the greatest value in the domain of the selected variable must be chosen.

 **Example 199**

```

<valHeuristic>
  <static order = "4 5 3 6 2 1"> x </static>
  <min type="conflicts"> y z </min>
  <max type="value"/>
</valHeuristic>

```

12.2 Annotations about Constraints

It is possible to associate annotations with constraints by introducing a few elements inside `<annotations>`. First, one can indicate the level of filtering that the solver should try to enforce on specified constraints by using elements `<filtering>` with the `type` attribute set to the wished value. Currently, there are five possible values for `type`:

- "boundsZ" for integer bounds propagation. See `Bounds(Z)` in [43].
- "boundsD" for a stronger integer bounds propagation. See `Bounds(D)` in [43].
- "boundsR" for real bounds propagation. See `Bounds(R)` in [43].
- "AC" for (Generalized) Arc Consistency. This value is valid for both binary and non-binary constraints (when it is usually called GAC).
- "FC" for Forward Checking. In that case, the element `<filtering>` has an optional attribute `delay` that indicates the number of unassigned variables under which AC should be enforced (since FC is a partial form of AC).

When an element `<filtering>` contains nothing, it must be the last element, meaning that it applies to all remaining constraints (i.e., those not explicitly listed in previous elements).

An example is given below. Here, the solver should enforce `Bounds(Z)` on constraints c_0 , c_1 and c_2 , `Bounds(D)` on constraints c_3 and c_4 and full (generalized) arc consistency on all other constraints.



Example 200

```

<annotations>
  <filtering type="boundsZ"> c0 c1 c2 </filtering>
  <filtering type="boundsD"> c3 c4 </filtering>
  <filtering type="AC"/>
</annotations>

```

12.3 Annotations about Preprocessing and Search

In some cases, it may be useful to indicate the overall level of consistency that the solve should enforce at preprocessing (i.e, before search) and/or during search; for this purpose, we introduce elements `<prepro>` and `<search>`. Currently, this level of consistency can be any value among:

- "FC" for Forward Checking
- "BC" for Bounds Consistency
- "AC" for (Generalized) Arc Consistency (i.e., for both binary and non-binary constraints)
- "SAC" for Singleton Arc Consistency
- "FPWC" for Full Pairwise Consistency
- "PC" for Path Consistency
- "CDC" for Conservative Dual Consistency
- "FDAC" For Full Directional Arc Consistency
- "EDAC" for Existential Directional Arc Consistency
- "VAC" for Virtual Arc Consistency

To record this information, we use an attribute `consistency` whose value is one among those cited just above. For search, we can also indicate the kind of branching that the solver should use, by means of the attribute `branching` whose value must currently be one among "2-way" and "d-way". Finally, we can give relevant information about restarts. We just have to introduce an element `<restarts>` with two attributes `type` and `cutoff`. Currently, possible values for `type` are:

- "luby"
- "geometric"

The attribute `cutoff` indicates the number of conflicts that must be encountered before restarting the first time. When the progression is geometric, there is an additional attribute `factor`.

An example is given below.



Example 201

```

<annotations>
  <prepro consistency="SAC"/>
  <search consistency="AC" branching="2-way" />
  <restarts type="geometric" cutoff="10" factor="1.1"/>
</annotations>

```

Acknowledgments

This work has been supported by both CNRS and OSEO (BPI France) within the ISI project 'Pajero', and the project CPER Data from the region "Hauts-de-France". This work still benefits from the support of the National Research Agency under France 2030, MAIA Project ANR-22-EXES-0009.

Appendices

A

Key Words

XCSP³ keywords are:

neg, abs, add, sub, mul, div, mod, sqr, pow, min, max, dist, lt, le, ge, gt, ne, eq, set, in, not, and, or, xor, iff, imp, if, card, union, inter, diff, sdiff, hull, djoint, subset, subseq, supseq, supset, convex, PI, E, fdiv, fmod, sqrt, nroot, exp, ln, log, sin, cos, tan, asin, acos, atan, sinh, cosh, tanh, others

There are some restrictions about the identifiers that can be used in XCSP³:

- the set of keywords, the set of symbolic values and the set of `id` values (i.e., values of attributes `id`) must all be disjoint,
- it is not permitted to have two attributes `id` with the same value,
- it is not permitted to have an attribute `id` of an element `<array>` that corresponds to a prefix of any other attribute `id`,
- it is not permitted to have an attribute `id` of an element `<group>` that corresponds to a prefix of any other attribute `id`.

Recall that characters “[“ and “]” are not allowed in identifiers. If you need to build a sub-network (new file) with a selection of variables (from arrays) and constraints (from groups), it is recommended to adopt the following usage: replace each occurrence of the form “[i]” by “_i”. For example, `x[0][3]` becomes `x_0_3` and `g[0]` becomes `g_0`.

B Syntax

The syntax given in this document combines two languages:

- XML for describing the main elements and attributes of XCSP³ (high level description)
- BNF for describing the textual contents of XCSP³ elements and attributes (low level description)

At some places, we need to postpone the description of some XML elements. In that case, we just employ `<elt.../>` to stand for an XML element of name `elt`, whose description is given elsewhere. This roughly corresponds to the notion of XML non-terminal. For example, because, as seen below, `|`, parentheses and `+` respectively stand for alternation, grouping and repetition (at least one), for indicating that the element `<variables>` can contain some elements `<var>` and `<array>`, we just write:

```
<variables>
  (<var.../> | <array.../>)+
</variables>
```

The “XML non-terminals” `<var.../>` and `<array.../>` must then be precisely described at another place. For example, for `<var.../>`, we can use the following piece of XCSP³ syntax, where one can observe that we have an XML element `<var>` with two attributes `id` and `type` (optional). The value of the attribute `id` as well as the content of the element `<var>` is defined using BNF, with BNF non-terminals written in dark blue italic form. The non-terminals, referred to all along the document, are defined in this section.

```
<var id="identifier" [type="integer"]>
  ((intVal | intIntvl) wspace)*
</var>
```

In many situations (as for our example above), the content of an XML text-only element corresponds to a list of basic data (values, variables, ...) with whitespace as separator. In such situations, the whitespace that follows the last object of the list must always be considered as optional.

More generally, the following rule applies for XCSP³:

Remark 52 *In XCSP³, leading and trailing whitespace are tolerated, but not required, in any XML text-only element.*

We use a variant of Backus-Naur Form (BNF) defined as follows:

- a non-terminal definition is preceded by `::=`
- terminals are between quotation marks as e.g., `"CSP"`
- non-terminals are composed of alphanumeric characters (and the character `"_"`), and so, do not contain any white space character, as e.g., `frameworkType`. When such non-terminals are mixed with XML notation (in the document), they are written in dark blue italic form as e.g., *frameworkType*
- concatenation is given by any non-empty sequence of white space characters
- alternatives are separated by a vertical bar as, e.g., `"+" | "-"`
- square brackets are used for surrounding optional elements, as, e.g., `["+ " | "-"]`
- an element followed by `*` can occur 0 or any number of times
- an element followed by `+` must occur at least 1 time
- an element followed by `n+` must occur at least `n` times
- parentheses are used for grouping (often used with `*`, `+` and `n+`)

The syntax is given for fully expanded XCSP³ code, meaning that compact lists of array variables (such as `x[]`) are not handled.

The basic BNF non-terminals used in this document are:

```
wspace ::= (" " | "\t" | "\n" | "\r")+

digit ::= "0".."9"
unsignedInteger ::= digit+
integer ::= ["+" | "-"] unsignedInteger
decimal ::= integer "." unsignedInteger
rational ::= integer "/" unsignedInteger
number ::= integer | decimal | rational

boolean ::= "false" | "true"
intSet ::= "set(" [integer ("," integer)*] ")"

letter ::= "a".."z" | "A".."Z"
identifier ::= letter (letter | digit | "_" )*
```

The basic data type are (note that we include many aliases so as to facilitate readability):

```
indexing ::= ("[" unsignedInteger "]")+
variable ::= identifier [indexing]

01Var ::= variable
intVar ::= variable
```

```

symVar ::= variable
realVar ::= variable
setVar ::= variable
graphVar ::= variable
qualVar ::= variable

intVal ::= integer
realVal ::= number
intIntvl ::= (integer | "-infinity") ".." (integer | "+infinity")
realIntvl ::= ("]" | "[") (number | "-infinity") ","
              (number | "+infinity") ("]" | "[")
setVal ::= "{" [integer ("," integer)*] "}"
proba ::=
    unsignedInteger "." unsignedInteger
    | unsignedInteger "/" unsignedInteger
    | 0 | 1

operator ::= "lt" | "le" | "ge" | "gt" | "ne" | "eq" | "in" | "notin"
operand  ::= intVal | intVar | intIntvl | intSet

intValShort ::= intVal | "*"
intValCompressed ::= intVal | "*" | setVal

state ::= identifier
symbol ::= identifier
intCtr ::= identifier

dimensions ::= indexing

    Some types are defined as:

frameworkType ::=
    "CSP" | "COP" | "WCSP" | "FCSP" | "QCSP" | "QCSP+" | "QCOP" | "QCOP+"
    | "SCSP" | "SCOP" | "QSTR" | "TCSP"
    | "NCSP" | "NCOP" | "DisCSP" | "DisWCSP"

varType ::=
    "integer" | "symbolic" | "real" | "set" | "symbolic set"
    | "undirected graph" | "directed graph" | "stochastic"
    | "symbolic stochastic" | "point" | "interval" | "region"

orderedType ::=
    "increasing" | "strictlyIncreasing"
    | "decreasing" | "strictlyDecreasing"

rankType ::= "any" | "first" | "last"

iaBaseRelation ::=
    "eq" | "p" | "pi" | "m" | "mi" | "o" | "oi"

```

```

    | "s" | "si" | "d" | "di" | "f" | "fi"

paBaseRelation ::= "b" | "eq" | "a"

rcc8BaseRelation ::=
    "dc" | "ec" | "eq" | "po"
    | "tpp" | "tppi" | "nttp" | "nttppi"

measureType ::= "var" | "dec" | "val" | "edit"

combinationType ::= "lexico" | "pareto"

blockType ::=
    "clues" | "symmetry-breaking" | "redundant-constraints" | "nogoods"

varhType ::=
    "lexico" | "dom" | "deg" | "ddeg" | "wdeg" | "immpact" | "activity"
    | varhType "/" varhType
    | varhType "+" varhType

valhType ::= "conflicts" | "value"

filteringType ::= "boundsZ" | "boundsD" | "boundsR" | "AC" | "FC"

consistencyType ::=
    "FC" | "BC" | "AC" | "SAC" | "FPWC" | "PC" | "CDC" | "FDAC" | "EDAC" | "VAC"

branchingType ::= "2-way" | "d-way"

restartsType ::= "luby" | "geometric"

```

The grammar used to build predicate expressions with **integer variables** is:

```

intExpr ::=
    boolExpr | intVar | integer
    | "neg(" intExpr ")"
    | "abs(" intExpr ")"
    | "add(" intExpr ("," intExpr)+ ")"
    | "sub(" intExpr ("," intExpr)"
    | "mul(" intExpr ("," intExpr)+ ")"
    | "div(" intExpr ("," intExpr)"
    | "mod(" intExpr ("," intExpr)"
    | "sqr(" intExpr)"
    | "pow(" intExpr ("," intExpr)"
    | "min(" intExpr ("," intExpr)+ ")"
    | "max(" intExpr ("," intExpr)+ ")"
    | "dist(" intExpr ("," intExpr)"
    | "if(" boolExpr ("," intExpr ("," intExpr)"

```

```

boolExpr ::=
  01Var
  | "lt(" intExpr "," intExpr ")"
  | "le(" intExpr "," intExpr ")"
  | "ge(" intExpr "," intExpr ")"
  | "gt(" intExpr "," intExpr ")"
  | "ne(" intExpr "," intExpr ")"
  | "eq(" intExpr ("," intExpr)+ ")"
  | "in(" intExpr "," intSet ")"
  | "not(" boolExpr ")"
  | "and(" boolExpr ("," boolExpr)+ ")"
  | "or(" boolExpr ("," boolExpr)+ ")"
  | "xor(" boolExpr ("," boolExpr)+ ")"
  | "iff(" boolExpr ("," boolExpr)+ ")"
  | "imp(" boolExpr "," boolExpr ")"

```

The grammar used to build predicate expressions with **integer variables** and **set variables** is:

```

intExprSet ::=
  01Var | intVar | integer
  | "neg(" intExprSet ")"
  | "abs(" intExprSet ")"
  | "add(" intExprSet ("," intExprSet)+ ")"
  | "sub(" intExprSet "," intExprSet ")"
  | "mul(" intExprSet ("," intExprSet)+ ")"
  | "div(" intExprSet "," intExprSet ")"
  | "mod(" intExprSet "," intExprSet ")"
  | "sqr(" intExprSet ")"
  | "pow(" intExprSet "," intExprSet ")"
  | "min(" intExprSet ("," intExprSet)+ ")"
  | "max(" intExprSet ("," intExprSet)+ ")"
  | "dist(" intExprSet "," intExprSet ")"
  | "if(" boolExprSet "," intExprSet "," intExprSet ")"
  | "card(" setExpr ")"
  | "min(" setExpr ")"
  | "max(" setExpr ")"

setExpr ::=
  setVar | "set(" [intExprSet ("," intExprSet)*] ")"
  | "union(" setExpr ("," setExpr)+ ")"
  | "inter(" setExpr ("," setExpr)+ ")"
  | "diff(" setExpr "," setExpr ")"
  | "sdiff(" setExpr ("," setExpr)+ ")"
  | "hull(" setExpr ")"

boolExprSet ::=
  01Var
  | "lt(" intExprSet "," intExprSet ")"

```

```

| "le(" intExprSet "," intExprSet ")"
| "ge(" intExprSet "," intExprSet ")"
| "gt(" intExprSet "," intExprSet ")"
| "ne(" intExprSet "," intExprSet ")"
| "eq(" intExprSet (" intExprSet)+ ")"
| "in(" intExprSet "," setExpr ")"
| "ne(" setExpr "," setExpr ")"
| "eq(" setExpr (" setExpr)+ ")"
| "not(" boolExprSet ")"
| "and(" boolExprSet (" boolExprSet)+ ")"
| "or(" boolExprSet (" boolExprSet)+ ")"
| "xor(" boolExprSet (" boolExprSet)+ ")"
| "iff(" boolExprSet (" boolExprSet)+ ")"
| "imp(" boolExprSet "," boolExprSet ")"
| "djoint(" setExpr "," setExpr ")"
| "subset(" setExpr "," setExpr ")"
| "subseq(" setExpr "," setExpr ")"
| "supseq(" setExpr "," setExpr ")"
| "supset(" setExpr "," setExpr ")"
| "convex(" setExpr ")"

```

The grammar used to build predicate expressions with **integer variables and real variables** is:

```

realExpr ::=
    01Var | intVar | realVar | number | PI | E
    | "neg(" realExpr ")"
    | "abs(" realExpr ")"
    | "add(" realExpr (" realExpr)+ ")"
    | "sub(" realExpr "," realExpr ")"
    | "mul(" realExpr (" realExpr)+ ")"
    | "fdiv(" realExpr "," realExpr ")"
    | "fmod(" realExpr "," realExpr ")"
    | "min(" realExpr (" realExpr)+ ")"
    | "max(" realExpr (" realExpr)+ ")"
    | "sqr(" realExpr ")"
    | "pow(" realExpr "," realExpr ")"
    | "sqrt(" realExpr ")"
    | "nroot(" realExpr "," integer ")"
    | "exp(" realExpr ")"
    | "ln(" realExpr ")"
    | "log(" realExpr "," integer ")"
    | "sin(" realExpr ")"
    | "cos(" realExpr ")"
    | "tan(" realExpr ")"
    | "asin(" realExpr ")"
    | "acos(" realExpr ")"
    | "atan(" realExpr ")"
    | "sinh(" realExpr ")"

```



```

| "cosh(" realExpr ")"
| "tanh(" realExpr ")"
| "if(" boolExprReal "," realExpr "," realExpr ")"

boolExprReal ::=
  01Var
  | "lt(" realExpr "," realExpr ")"
  | "le(" realExpr "," realExpr ")"
  | "ge(" realExpr "," realExpr ")"
  | "gt(" realExpr "," realExpr ")"
  | "ne(" realExpr "," realExpr ")"
  | "eq(" realExpr (" realExpr)+ ")"
  | "not(" boolExprReal ")"
  | "and(" boolExprReal (" boolExprReal)+ ")"
  | "or(" boolExprReal (" boolExprReal)+ ")"
  | "xor(" boolExprReal (" boolExprReal)+ ")"
  | "iff(" boolExprReal (" boolExprReal)+ ")"
  | "imp(" boolExprReal "," boolExprReal ")"

```

Finally, we need some non-terminal tokens to be used for XML elements.

```

constraint ::=
  "extension" | "intension"
  | "regular" | "grammar" | "mdd"
  | "allDifferent" | "allEqual" | "allDistant" | "ordered" | "allIncomparable"
  | "sum" | "count" | "nValues" | "cardinality" | "balance" | "spread" | "deviation" |
    "sumCosts" | "sequence"
  | "maximum" | "minimum" | "maximumArg" | "minimumArg"
  | "element" | "channel" | "precedence" | "permutation"
  | "stretch" | "noOverlap" | "cumulative" | "binPacking" | "knapsack" | "flow"
  | "circuit" | "nCircuits" | "path" | "nPaths" | "tree" | "nTrees"
  | "clause" | "instantiation"
  | "allIntersecting" | "range" | "roots" | "partition"
  | "arbo" | "nArbos" | "nCliques"
  | "adhoc"

metaConstraint ::=
  "slide" | "seqbin" | "and" | "or" | "not" | "ifThen" | "ifThenElse"

```

C

Index of Constraints

Constraint	Type	Page	Remark
adhoc		99	Arbitrary constraint
allDifferent	Integer	60	
allDifferent-list	Integer	126	
allDifferent-set	Integer	127	
allDifferent-mset	Integer	128	
allDifferent-matrix	Integer	139	
allDifferent	Set	127	
allDifferent \triangleright symmetric	Integer	144	restriction
allDistant	Integer	63	
allDistant-list	Integer	130	
allDistant-set	Integer	131	
allDistant-mset	Integer	132	
allEqual	Integer	62	
allEqual-list	Integer	129	
allEqual-set	Integer	129	
allEqual-mset	Integer	130	
allEqual	Set	129	
allIncomparable-list	Integer	135	
allIncomparable-set	Integer	135	
allIncomparable-mset	Integer	136	
allIntersecting	Set	104	
among	Integer	see count	
and	Integer	153	meta
arbo	Graph	115	
atLeast	Integer	see count	
atMost	Integer	see count	
balance	Integer	71	

binPacking	Integer	88	
cardinality	Integer	70	
cardinality-matrix	Set	141	
cardinalityWithCosts	Integer	155	construction
cardPath	Integer	see soft-slide	meta
channel	Integer	81	
channel	Set	111	
change	Integer	see soft-slide	
circuit	Integer	92	
circuit	Graph	113	
clause	Integer	97	
costRegular	Integer	155	construction
count	Integer	68	
count	Set	108	
cube	Integer	98	
cumulative	Integer	86	
cumulatives	Integer	see cumulative	
dbd	Qualitative	121	
decreasing	Integer	see ordered	
deviation	Integer	73	
diffn	Integer	see noOverlap	
disjunctive	Integer	see noOverlap	
distribute	Integer	see cardinality	
element	Integer	79	
element-matrix	Integer	140	
element	Set	110	
exactly	Integer	see count	
extension	Integer	51	
hybrid extension	Integer	see 54	
flow	Integer	91	
fuzzy-extension	Integer	188	
fuzzy-intension	Integer	189	
gcc	Integer	see cardinality	
globalCardinality	Integer	see cardinality	
grammar	Integer	58	
iff	Integer	157	meta
ifThen	Integer	158	meta
ifThenElse	Integer	158	meta
increasing	Integer	see ordered	
instantiation	Integer	98	
intension	Integer	49	
intension	Real	117	
intension	Set	101	
interDistance	Integer	see allDistant	
interval	Qualitative	119	
knapsack	Integer	90	
lex	Integer	see 133	
lex2	Integer	see ordered-matrix	

linear	Integer	see sum	
linear	Real	see sum	
maximum	Integer	77	
maximumArg	Integer	77	
mdd	Integer	59	
member	Integer	see element	
minimum	Integer	78	
minimumArg	Integer	78	
nArbos	Graph	116	
nCircuits	Integer	93	
nCircuits	Graph	114	
nCliques	Graph	116	
noOverlap	Integer	85	
not	Integer	156	meta
notAllEqual	Integer	157	construction
nPaths	Integer	95	
nPaths	Graph	115	
nTrees	Integer	96	
nValues	Integer	69	
nValues-list	Integer	136	
nValues-set	Integer	137	
nValues-mset	Integer	138	
nValues>increasing	Integer	145	restriction
or	Integer	156	meta
ordered	Integer	63	
ordered-list	Integer	133	
ordered-set	Integer	134	
ordered-mset	Integer	134	
ordered-matrix	Integer	139	
ordered	Set	134	
partition	Set	113	
path	Integer	94	
path	Graph	114	
permutation	Integer	83	
permutation>increasing	Integer	146	restriction
point	Qualitative	120	
precedence	Integer	65	
precedence	Set	112	
range	Set	109	
rcc8	Qualitative	121	
regular	Integer	57	
roots	Set	109	
same	Integer	see soft-permutation	
seqbin	Integer	152	meta
sequence	Integer	150	
slide	Integer	148	meta
slidingSum	Integer	151	construction
smooth	Integer	see soft-slide	

soft-allDifferent	Integer	170	
soft-and	Integer	167	meta
soft-cardinality	Integer	170	
soft-extension	Integer	165	
soft-intension	Integer	163	
soft-permutation	Integer	171	
soft-regular	Integer	171	
soft-slide	Integer	168	meta
softSlidingSum	Integer	see soft-slide	
sort	Integer	see permutation > increasing	restriction
spread	Integer	72	
stretch	Integer	84	
strictlyDecreasing	Integer	see ordered	
strictlyIncreasing	Integer	see ordered	
sum	Integer	66	
sum	Real	119	
sum	Set	107	
sumCosts	Integer	73	
table	Integer	see extension	
tree	Integer	95	
weighted-allDifferent	Integer	170	
weighted-cardinality	Integer	170	
weighted-extension	Integer	166	
weighted-intension	Integer	164	
weighted-permutation	Integer	171	
weighted-regular	Integer	171	
xor	Integer	157	meta

D

XML and JSON

JSON (JavaScript Object Notation) is another popular language-independent data format. We show in this appendix how we can translate XCSP³ instances from XML to JSON, without losing any information. However, note that although JSON allows us to build objects with duplicate keys, JSON decoders might handle those objects differently; we discuss this important issue at the end of this chapter. We basically adopt and adapt the rules proposed by O'Reilly (www.xml.com).

- Each XML attribute is represented as a name/value property. The name of the property is the name of the attribute preceded by @, and the value of the property is the value of the attribute.
- Each XML element is represented as a name/value property. The name of the property is the name of the element, and the value of the property is defined as follows:
 - If the element has no attribute and no content, the value is “null”.
 - If the element has no attribute and only a (non-empty) textual content, the value is the textual content.
 - In all other cases, the value is an object with each XML attribute and each child element represented as a property of the object. Note that a child text node is represented by a property with “#text” as name and the text as value, except for the following special cases:
 - * if the parent node name is “var” or “array”, then the name of the property (for the child text node) is “domain”,
 - * if the parent node name is “intension”, then the name of the property (for the child text node) is “function”,
 - * if the parent node name is “minimize” or “maximize”, then the name of the property (for the child text node) is either “expression” (if the objective has a functional form) or “list” (if the objective has a specialized form); see forms of objectives in Chapter 3,

- * if the parent node name is “allDifferent”, “allEqual”, “ordered”, “channel”, “circuit”, “clause”, “cube”, or “allIntersecting”, the name of the property (for the child text node) is “list”.
- Refining the previous rule, any sequence of XML elements of same names, is represented as a property whose name is the name of the elements and the value an array containing the values of these elements in sequence.
- The order of elements must be preserved.
- The root element “instance” is not represented. We directly give the representation of the content of this element (together with its attributes). So, for a CSP instance, we obtain something like:

```
{
  "@format": "XCSP3",
  "@type": "CSP",
  ...
}
```

instead of:

```
{
  "instance": {
    "@format": "XCSP3",
    "@type": "CSP",
    ...
  }
}
```

An illustration of these rules (special cases are not illustrated) is given below:

<code><elt/></code>	<code>"elt": null</code>
<code><elt></code> <code>text</code> <code></elt></code>	<code>"elt": "text"</code>
<code><elt</code> <code>att="val"</code> <code>></code>	<code>"elt": {</code> <code>"@att": "val"</code> <code>}</code>
<code><elt</code> <code>att1="val1"</code> <code>att2="val2"</code> <code>></code>	<code>"elt": {</code> <code>"@att1": "val1",</code> <code>"@att2": "val2"</code> <code>}</code>
<code><elt att="val"></code>	<code>"elt": {</code>

```

    text                                "@att": "val",
  </elt>                                "#text": "text"
                                        }

  <elt>                                "elt": {
    <a> text1 </a>                        "a": "text1",
    <b> text2 </b>                        "b": "text2"
  </elt>                                }

  <elt>                                "elt": {
    <a> text1 </a>                        "a": [
    <a> text2 </a>                        "text1",
                                        "text2"
    ]
  </elt>                                }

  <elt>                                "elt": {
    <a> text1 </a>                        "a": [
    <a att="val" > text2 </a>              "text1",
                                        { "@att": "val", "#text": "text2" }
    <b> text3 </b>                        ],
    <a> text4 </a>                        "b": "text3",
                                        "a": "text4"
  </elt>                                }

```

An XSLT-based converter will be made available soon on our website.

Remark 53 *JSON is an attractive format. However, in our context of representing CP instances, the reader must be aware of **two possible limitations**, described below.*

First, although it is theoretically valid to build objects with duplicate keys, JSON parsers may behave differently. For example,

```
JSON.parse('{ "a": "texta", "b" : "textb", "a": "texta2" })
```

yields with some parsers:

```
{ a: "texta2", b: "textb" }
```

Just imagine what you can obtain with the following constraints:

```

<constraints>
  <intension> eq(x,0) </intension>
  <extension>
    <list> t[0] t[1] </list>
    <supports> (2,4) (3,5) </supports>
  </extension>

```



```
<intension> le(y,z) </intension>
</constraints>
```

translated in JSON as:

```
"constraints": {
  "intension": "eq(x,0)",
  "extension": {
    "list": "t[0] t[1]",
    "supports": "(2,4) (3,5)"
  },
  "intension": "le(y,z)"
}
```

If the parser you use has not the appropriate behavior for our purpose, you have to transform the JSON file, putting in arrays the contents of similar keys. In our example, this would give:

```
"constraints": {
  "intension": ["eq(x,0)", "le(y,z)"],
  "extension": {
    "list": "t[0] t[1]",
    "supports": "(2,4) (3,5)"
  }
}
```

Note that the initial order of constraints cannot be preserved. Besides, for some frameworks (e.g., SCSP, QCSP), is not possible to proceed that way. We have to define other transformation rules for cases like:

```
<quantification >
  <exists > w x </exists>
  <forall > y </forall>
  <exists > z </exists>
</quantification>
```

E

Changelog

- XCSP³, version 3.2. Published on August 28, 2024. The constraint `lex` has been generalized, allowing the presence of constant lists (tuples); see Section 7.1.4.1. The constraint `noOverlap` has been slightly modified (letting the possibility of combining integers and variables when specifying lengths); see Section 4.1.3.5. The constraint `allDifferent-matrix`, now accepts an element `<except>`; see Section 7.2.1. The meta-constraints `xor` and `iff` have been added; see Section 8.8 and 8.9. Remark 17 indicates that integer division with possibly negative operand(s) is strongly discouraged. The constraint `adhoc` has been introduced; see Section 4.3.
- XCSP³, version 3.1. Published on November 10, 2022. The constraint `networkFlow` is renamed as `flow`. The constraint `smart` has been removed because hybrid (smart) forms of the constraint `extension` are more directly built by simply extending the way tables can be written; see Section 4.1.1.3. The constraint `precedence` has been slightly modified; see Section 4.1.3.5. The constraint `allEqual`, as well as its lifted variants on lists, sets and multisets now accepts an element `<except>`. The constraint `knapsack` has been generalized, replacing the parameter `<limit>` by a parameter `<condition>`; see Section 4.1.6.5. Two new forms have been defined for the constraint `binPacking`, based on the parameters `<limits>` and `<loads>`; see Section 4.1.6.4. Besides, `precedence`, `knapsack` and `binPacking` (except its fourth general form) belongs now to XCSP³-core. Variables (instead of integers) can be used in the element `<coeffs>` of an objective. Integer expressions can now be used in the element `<coeffs>` of a constraint `sum` or in the element `<coeffs>` of an objective. The 'args' forms of `maximum` and `minimum` become specific constraints `maximumArg` and `minimumArg`. Additional places where compact forms of integer sequences can be used are indicated at the end of Chapter 2.
- XCSP³, version 3.0.7. Published on January 18, 2021. The syntax of the constraints `element` and `element-matrix` has been generalized: it is now possible to use an element `<condition>` (instead of `<value>`). It is now possible to use compact forms of integer sequences (in elements `<values>` of `<instantiation>` and `<coeffs>` of `<sum>`) by writing `vxk` when the integer v occurs k times in sequence.

- XCSP³, version 3.0.6. Published on September 1, 2020. Licence is specified in Page 2. The variant of `element-matrix` where the specified matrix contains integer values has been introduced; see Section 7.2.2. Generalized forms (views) are made more explicit for some important cases. The type “product” of specialized objectives is deprecated (because, we don’t know any useful case); it has been discarded from the text in Chapter 3.
- XCSP³, version 3.0.5. Published on November 25, 2017. The general introduction has been slightly modified; see Section 1.2. XCSP³-core is slightly modified: `circuit` enters XCSP³-core whereas `stretch` leaves XCSP³-core; see Section 1.5. The constraint `ordered` admits now an optional element specifying the minimum distance between two successive variables of the main list; see Section 4.1.3.4. The default value of the attribute `closed` used by the constraint `cardinality` is now “false”, instead of “true”, see Section 4.1.4.4. A useful variant of the constraint `element`, where a list of values is handled, has been added; see Section 4.1.5.3. A variant of the constraint `channel`, involving two lists of variables of different size, has been added; see Section 4.1.5.4. The meta-constraints `ifThen` and `ifThenElse` have been added; see Section 8.10 and 8.11. The constraint `smart` has been added. Forms of `allDifferent` and `sum`, related to the concept of views, are illustrated at the end of Section 4.1.3.1 and 4.1.4.1; these forms can be handled by our tools (modeling API, and parsers). Minor simplifications have been performed on annotations (see Chapter 12); currently, decision variables can be handled by our tools (modeling API, and parsers).
- XCSP³, version 3.0.4. Published on August 20, 2016. A few modifications about soft constraints have been achieved: see Chapter 9 and Section 11.3.1. Simple relaxation is now possible, simplified use of cost variable is authorized, and we have a better integration between relaxed constraints and cost functions. Constraint `sum` now admits variable coefficients. The semantics of constraints `circuit`, `path` and `tree` have been slightly modified.
- XCSP³, version 3.0.3. Published on May 20, 2016. Solutions can now be represented; see Section 2.11. Related to solutions, the constraint `instantiation` is introduced; see Section 4.1.8.2. It generalizes and replaces the constraint `cube`. XCSP³-core has been slightly updated: it involves now 20 constraints (including the constraint `instantiation` and the meta-constraint `slide`); see Section 1.5. More examples are given in Section 1.3, when presenting the skeleton of XCSP³ instances. A problem with the semantics of `slide` has been fixed; see Section 8.1.
- XCSP³, version 3.0.2. Published on February 5, 2016. XCSP³ is an intermediate format, as explained in Section 1.1. More information about “XML versus JSON” is given in Appendix D as well as in Section 1.4 of Chapter 1; limitations of JSON are identified. New universal attributes are introduced: `note` for associating a short comment with any element, and `class` for associating either predefined or user-defined tags with any element; this is discussed in Sections 1.7 and 10.2.
- XCSP³, version 3.0.1. Published on October 27, 2015. Converting XCSP³ instances from XML to JSON is discussed in a new Appendix as well as in Section 1.4 of Chapter 1. XCSP³-core is introduced in Section 1.5 of Chapter 1.
- XCSP³, version 3.0.0. First official version. Published on September 1, 2015.
- XCSP³, Release Candidate. Published on June 22, 2015.

Bibliography

- [1] A. Aggoun and N. Beldiceanu. Extending chip in order to solve complex scheduling and placement problems. *Mathematical and Computer Modelling*, 17(7):57–73, 1993.
- [2] J.F. Allen. An interval-based representation of temporal knowledge. In *Proceedings of IJCAI'81*, pages 221–226, 1981.
- [3] K.R. Apt. *Principles of Constraint Programming*. Cambridge University Press, 2003.
- [4] G. Audemard, C. Lecoutre, and E. Lonca. Proceedings of the 2022 XCSP3 competition. Technical Report [arXiv:2209.00917](https://arxiv.org/abs/2209.00917), CoRR, 2022. <https://arxiv.org/abs/2209.00917>.
- [5] G. Audemard, C. Lecoutre, and E. Lonca. Proceedings of the 2023 XCSP3 competition. Technical Report [arXiv:2312.05877](https://arxiv.org/abs/2312.05877), CoRR, 2023. <https://arxiv.org/abs/2312.05877>.
- [6] G. Audemard, C. Lecoutre, and E. Lonca. Proceedings of the 2024 XCSP3 competition. Technical report, To appear, 2024.
- [7] R. Becket. Specification of FlatZinc. Technical report, G12, 2014. See <http://www.minizinc.org/downloads/doc-1.6/flatzinc-spec.pdf>.
- [8] N. Beldiceanu and M. Carlsson. Revisiting the cardinality operator and introducing the cardinality-path constraint family. In *Proceedings of ICLP'01*, pages 59–73, 2001.
- [9] N. Beldiceanu and M. Carlsson. A new multi-resource cumulatives constraint with negative heights. In *Proceedings of CP'02*, pages 63–79, 2002.
- [10] N. Beldiceanu, M. Carlsson, and J.-X. Rampon. Global constraint catalog. Technical Report T2012:03, TASC-SICS-LINA, 2014.
- [11] N. Beldiceanu, M. Carlsson, and S. Thiel. Cost-filtering algorithms for the two sides of the sum of weights of distinct values. Technical Report T2002-14, Swedish Institute of Computer Science, 2002.
- [12] N. Beldiceanu and E. Contejean. Introducing global constraints in CHIP. *Mathematical and Computer Modelling*, 20(12):97–123, 1994.
- [13] N. Beldiceanu, P. Flener, and X. Lorca. The tree constraint. In *Proceedings of CPAIOR'05*, pages 64–78, 2005.
- [14] N. Beldiceanu, F. Hermenier, X. Lorca, and T. Petit. The increasing nvalue constraint. In *Proceedings of CPAIOR'10*, pages 25–39, 2010.

- [15] N. Beldiceanu, I. Katriel, and S. Thiel. Filtering algorithms for the Same and UsedBy constraints. Technical Report MPI-I-2004-1-001, Max Planck Institut Informartik, 2004.
- [16] N. Beldiceanu and T. Petit. Cost evaluation of soft global constraints. In *Proceedings of CPAIOR'04*, pages 80–95, 2004.
- [17] M. Benedetti, A. Lallouet, and J. Vautard. QCSP made practical by virtue of restricted quantification. In *Proceedings of IJCAI'07*, pages 6–12, 2007.
- [18] M. Benedetti, A. Lallouet, and J. Vautard. Quantified constraint optimization. In *Proceedings of CP'08*, pages 463–477, 2008.
- [19] C. Bessiere. Arc consistency and arc consistency again. *Artificial Intelligence*, 65:179–190, 1994.
- [20] C. Bessiere, E. Hebrard, B. Hnich, Z. Kiziltan, and T. Walsh. The range and roots constraints: Specifying counting and occurrence problems. In *Proceedings of IJCAI'05*, pages 60–65, 2005.
- [21] C. Bessiere, E. Hebrard, B. Hnich, Z. Kiziltan, and T. Walsh. Filtering algorithms for the nvalue constraint. *Constraints*, 11(4):271–293, 2006.
- [22] C. Bessiere, E. Hebrard, B. Hnich, Z. Kiziltan, and T. Walsh. The range constraint: Algorithms and implementation. In *Proceedings of CPAIOR'06*, pages 59–73, 2006.
- [23] C. Bessiere, E. Hebrard, B. Hnich, Z. Kiziltan, and T. Walsh. The roots constraint. In *Proceedings of CP'06*, pages 75–90, 2006.
- [24] C. Bessiere, E. Hebrard, B. Hnich, Z. Kiziltan, and T. Walsh. SLIDE: A useful special case of the CARDPATH constraint. In *Proceedings of ECAI'08*, pages 475–479, 2008.
- [25] C. Bessiere, E. Hebrard, G. Katsirelos, Z. Kiziltan, E. Picard-Cantin, C.-G. Quimper, and T. Walsh. The balance constraint family. In *Proceedings of CP'14*, pages 174–189, 2014.
- [26] C. Bessiere and J. Régin. Arc consistency for general constraint networks: preliminary results. In *Proceedings of IJCAI'97*, pages 398–404, 1997.
- [27] C. Bessiere, J.-C. Régin, R. Yap, and Y. Zhang. An optimal coarse-grained arc consistency algorithm. *Artificial Intelligence*, 165(2):165–185, 2005.
- [28] S. Bistarelli, U. Montanari, F. Rossi, T. Schiex, G. Verfaillie, and H. Fargier. Semiring-based CSPs and valued CSPs: Frameworks, properties, and comparison. *Constraints*, 4(3):199–240, 1999.
- [29] L. Bordeaux and E. Monfroy. Beyond NP: Arc-Consistency for quantified constraints. In *Proceedings of CP'02*, pages 371–386, 2002.
- [30] F. Boussemart, F. Hemery, C. Lecoutre, and L. Sais. Boosting systematic search by weighting constraints. In *Proceedings of ECAI'04*, pages 146–150, 2004.
- [31] F. Boussemart, C. Lecoutre, G. Audemard, and C. Piette. XCSP3-core: A format for representing constraint satisfaction/optimization problems. Technical Report [arXiv:2009.00514](https://arxiv.org/abs/2009.00514), CoRR, 2020. <https://arxiv.org/abs/2009.00514>.

- [32] D. Brelaz. New methods to color the vertices of a graph. *Communications of the ACM*, 22:251–256, 1979.
- [33] H. Cambazard, D. Mehta, B. O’Sullivan, and H. Simonis. Bin packing with linear usage costs - an application to energy management in data centres. In *Proceedings of CP’13*, pages 47–62, 2013.
- [34] J. Carlier. The one-machine sequencing problem. *European Journal of Operational Research*, 11:42–47, 1982.
- [35] M. Carlsson and N. Beldiceanu. Arc-consistency for a chain of lexicographic ordering constraints. Technical Report T2002-18, Swedish Institute of Computer Science, 2002.
- [36] M. Carlsson and N. Beldiceanu. Revisiting the lexicographic ordering constraint. Technical Report T2002-17, Swedish Institute of Computer Science, 2002.
- [37] M. Carlsson and N. Beldiceanu. From constraints to finite automata to filtering algorithms. In *Proceedings of ESOP’04*, pages 94–108, 2004.
- [38] M. Carlsson, M. Ottosson, and B. Carlson. An open-ended finite domain constraint solver. In *Proceedings of PLILP’97*, pages 191–306, 1997.
- [39] B. Le Charlier, M.T. Khong, C. Lecoutre, and Y. Deville. Automatic synthesis of smart table constraints by abstraction of table constraints. In *Proceedings of IJCAI’17*, pages 681–687, 2017.
- [40] K. Cheng and R. Yap. Maintaining generalized arc consistency on ad-hoc n-ary Boolean constraints. In *Proceedings of ECAI’06*, pages 78–82, 2006.
- [41] K. Cheng and R. Yap. Maintaining generalized arc consistency on ad-hoc r-ary constraints. In *Proceedings of CP’08*, pages 509–523, 2008.
- [42] K. Cheng and R. Yap. An MDD-based generalized arc consistency algorithm for positive and negative table constraints and some global constraints. *Constraints*, 15(2):265–304, 2010.
- [43] C. Choi, W. Harvey, J. Lee, and P. Stuckey. Finite domain bounds consistency revisited. In *Proceedings of Australian Conference on Artificial Intelligence*, pages 49–58, 2006.
- [44] M. Cooper, S. de Givry, M. Sanchez, T. Schiex, M. Zytnicki, and T. Werner. Soft arc consistency revisited. *Artificial Intelligence*, 174(7-8):449–478, 2010.
- [45] R. Cymer. Dulmage-mendelsohn canonical decomposition as a generic pruning technique. *Constraints*, 17(3):234–272, 2012.
- [46] R. Dechter, I. Meiri, and J. Pearl. Temporal constraint networks. *Artificial Intelligence*, 49(1-3):61–95, 1991.
- [47] S. Demassey, G. Pesant, and L.-M. Rousseau. A cost-regular based hybrid column generation approach. *Constraints*, 11(4):315–333, 2006.
- [48] J. Demeulenaere, R. Hartert, C. Lecoutre, G. Perez, L. Perron, J.-C. Régin, and P. Schaus. Compact-table: efficiently filtering table constraints with reversible sparse bit-sets. In *Proceedings of CP’16*, pages 207–223, 2016.

- [49] G. Dooms, Y. Deville, and P. Dupont. CP(Graph): Introducing a graph computation domain in constraint programming. In *Proceedings of CP'05*, pages 211–225, 2005.
- [50] J.-G. Fages. *Exploitation de structures de graphe en programmation par contraintes*. PhD thesis, Ecole nationale supérieure des mines de Nantes, 2014.
- [51] J.-G. Fages and X. Lorca. Revisiting the tree constraint. In *Proceedings of CP'11*, pages 271–285, 2011.
- [52] T. Fahle and M. Sellmann. Cost based filtering for the constrained knapsack problem. *Annals OR*, 115(1-4):73–93, 2002.
- [53] H. Fargier. *Problèmes de satisfaction de contraintes flexibles - application à l'ordonnancement de production*. PhD thesis, Université Paul Sabatier de Toulouse, 1994.
- [54] T. Feydy, Z. Somogyi, and P. Stuckey. Half reification and flattening. In *Proceedings of CP'11*, pages 286–301, 2011.
- [55] P. Flener, A.M. Frisch, B. Hnich, Z. Kiziltan, I. Miguel, J. Pearson, and T. Walsh. Breaking row and column symmetries in matrix models. In *Proceedings of CP'02*, pages 462–476, 2002.
- [56] F. Focacci, A. Lodi, and M. Milano. Cost-based domain filtering. In *Proceedings of CP'99*, pages 189–203, 1999.
- [57] A. Frisch, M. Grum, C. Jefferson, B. Martinez Hernandez, and I. Miguel. The design of ESSENCE: A constraint language for specifying combinatorial problems. In *Proceedings of IJCAI'07*, pages 80–87, 2007.
- [58] A. Frisch, B. Hnich, Z. Kiziltan, I. Miguel, and T. Walsh. Global constraints for lexicographic orderings. In *Proceedings of CP'02*, pages 93–108, 2002.
- [59] D. Frost and R. Dechter. Look-ahead value ordering for constraint satisfaction problems. In *Proceedings of IJCAI'95*, pages 572–578, 1995.
- [60] P.A. Geelen. Dual viewpoint heuristics for binary constraint satisfaction problems. In *Proceedings of ECAI'92*, pages 31–35, 1992.
- [61] I.P. Gent, C. Jefferson, I. Miguel, and P. Nightingale. Data structures for generalised arc consistency for extensional constraints. In *Proceedings of AAAI'07*, pages 191–197, 2007.
- [62] I.P. Gent, I. Miguel, and P. Nightingale. Generalised arc consistency for the alldifferent constraint: An empirical survey. *Artificial Intelligence*, 172(18):1973–2000, 2008.
- [63] C. Gervet. Interval propagation to reason about sets: Definition and implementation of a practical language. *Constraints*, 1(3):191–244, 1997.
- [64] C. Gervet. Constraints over structured domains. In *Handbook of Constraint Programming*, chapter 17, pages 603–636. Elsevier, 2006.
- [65] C. Gervet and P. Van Hentenryck. Length-lex ordering for set CSPs. In *Proceedings of AAAI'06*, pages 48–53, 2006.

- [66] R.M. Haralick and G.L. Elliott. Increasing tree search efficiency for constraint satisfaction problems. *Artificial Intelligence*, 14:263–313, 1980.
- [67] P. Van Hentenryck and J.-P. Carillon. Generality versus specificity: An experience with AI and OR techniques. In *Proceedings of AAAI’88*, pages 660–664, 1988.
- [68] M. Henz, T. Müller, and S. Thiel. Global constraints for round robin tournament scheduling. *European Journal of Operational Research*, 153(1):92–101, 2004.
- [69] J.N. Hooker. *Integrated Methods for Optimization*. Springer, 2012.
- [70] S. Kadioglu and M. Sellmann. Efficient context-free grammar constraints. In *Proceedings of AAAI’08*, pages 310–316, 2008.
- [71] S. Kadioglu and M. Sellmann. Grammar constraints. *Constraints*, 15(1):117–144, 2010.
- [72] G. Katsirelos, N. Narodytska, and T. Walsh. The seqbin constraint revisited. In *Proceedings of ICP’12*, pages 332–347, 2012.
- [73] G. Katsirelos and T. Walsh. A compression algorithm for large arity extensional constraints. In *Proceedings of CP’07*, pages 379–393, 2007.
- [74] M. Koubarakis. Temporal CSPs. In *Handbook of Constraint Programming*, chapter 19, pages 663–695. Elsevier, 2006.
- [75] J. Larrosa. Node and arc consistency in weighted CSP. In *Proceedings of AAAI’02*, pages 48–53, 2002.
- [76] J. Larrosa and T. Schiex. In the quest of the best form of local consistency for Weighted CSP. In *Proceedings of IJCAI’03*, pages 363–376, 2003.
- [77] J. Larrosa and T. Schiex. Solving weighted CSP by maintaining arc consistency. *Artificial Intelligence*, 159(1-2):1–26, 2004.
- [78] Y.C. Law and J. Lee. Global constraints for integer and set value precedence. In *Proceedings of CP’04*, pages 362–376, 2004.
- [79] C. Lecoutre. STR2: Optimized Simple Tabular Reduction for table constraints. *Constraints*, 16(4):341–371, 2011.
- [80] C. Lecoutre. ACE, a generic constraint solver. Technical Report [arXiv:2302.05405](https://arxiv.org/abs/2302.05405), CoRR, 2023. <https://arxiv.org/abs/2302.05405>.
- [81] C. Lecoutre and F. Hemery. A study of residual supports in arc consistency. In *Proceedings of IJCAI’07*, pages 125–130, 2007.
- [82] C. Lecoutre, C. Likitvivatanavong, and R. Yap. A path-optimal GAC algorithm for table constraints. In *Proceedings of ECAI’12*, pages 510–515, 2012.
- [83] C. Lecoutre, L. Sais, S. Tabary, and V. Vidal. Reasoning from last conflict(s) in constraint programming. *Artificial Intelligence*, 173(18):1592–1614, 2009.
- [84] C. Lecoutre and N. Szczepanski. PyCSP³: Modeling combinatorial constrained problems in Python. Technical Report [arXiv:2009.00326](https://arxiv.org/abs/2009.00326), CoRR, 2020. <https://arxiv.org/abs/2009.00326>.

- [85] C. Lecoutre and R. Szymanek. Generalized arc consistency for positive table constraints. In *Proceedings of CP'06*, pages 284–298, 2006.
- [86] C. Lecoutre and J. Vion. Enforcing arc consistency using bitwise operations. *Constraint Programming Letters*, 2:21–35, 2008.
- [87] O. Lhomme. Arc-consistency filtering algorithms for logical combinations of constraints. In *Proceedings of CPAIOR'04*, pages 209–224, 2004.
- [88] O. Lhomme. Practical reformulations with table constraints. In *Proceedings of ECAI'12*, pages 911–912, 2012.
- [89] O. Lhomme and J.-C. Régin. A fast arc consistency algorithm for n-ary constraints. In *Proceedings of AAAI'05*, pages 405–410, 2005.
- [90] G. Ligozat and J. Renz. What is a qualitative calculus? a general framework. In *Proceedings of PRICAI'04*, pages 53–64, 2004.
- [91] A.K. Mackworth. Consistency in networks of relations. *Artificial Intelligence*, 8(1):99–118, 1977.
- [92] J.-B. Mairy, P. van Hentenryck, and Y. Deville. An optimal filtering algorithm for table constraints. In *Proceedings of CP'12*, pages 496–511, 2012.
- [93] Jean-Baptiste Mairy, Yves Deville, and Christophe Lecoutre. The smart table constraint. In *Proceedings of CPAIOR'15*, pages 271–287, 2015.
- [94] Y. Malitsky, M. Sellmann, and R. Szymanek. Filtering bounded knapsack constraints in expected sublinear time. In *Proceedings of AAAI'10*, pages 141–146, 2010.
- [95] J. Menana and S. Demassey. Sequencing and counting with the multicost-regular constraint. In *Proceedings of CPAIOR'09*, pages 178–192, 2009.
- [96] P. Meseguer, F. Rossi, and T. Schiex. Soft constraints. In *Handbook of Constraint Programming*, chapter 9, pages 281–328. Elsevier, 2006.
- [97] L. Michel and P. Van Hentenryck. Activity-based search for black-box constraint programming solvers. In *Proceedings of CPAIOR'12*, pages 228–243, 2012.
- [98] S. Minton, M.D. Johnston, A.B. Philips, and P. Laird. Minimizing conflicts: a heuristic repair method for constraint-satisfaction and scheduling problems. *Artificial Intelligence*, 58(1-3):161–205, 1992.
- [99] R. Mohr and T.C. Henderson. Arc and path consistency revisited. *Artificial Intelligence*, 28:225–233, 1986.
- [100] N. Nethercote, P. Stuckey, R. Becket, S. Brand, G. Duck, and G. Tack. MiniZinc: Towards a standard CP modelling language. In *Proceedings of CP'07*, pages 529–543, 2007.
- [101] P. Nightingale, I.P. Gent, C. Jefferson, and I. Miguel. Short and long supports for constraint propagation. *Journal of Artificial Intelligence Research*, 46:1–45, 2013.
- [102] Oscar Team. Oscar: Scala in OR, 2012. Available from <https://bitbucket.org/oscarlib/oscar>.

- [103] G. Perez and J.-C. Régin. Improving GAC-4 for Table and MDD constraints. In *Proceedings of CP'14*, pages 606–621, 2014.
- [104] G. Pesant. A filtering algorithm for the stretch constraint. In *Proceedings of CP'01*, pages 183–195, 2001.
- [105] G. Pesant. A regular language membership constraint for finite sequences of variables. In *Proceedings of CP'04*, pages 482–495, 2004.
- [106] G. Pesant and C.-G. Quimper. Counting solutions of knapsack constraints. In *Proceedings of CPAIOR'08*, pages 203–217, 2008.
- [107] G. Pesant and J.-C. Régin. SPREAD: A balancing constraint based on statistics. In *Proceedings of CP'05*, pages 460–474, 2005.
- [108] T. Petit, N. Beldiceanu, and X. Lorca. A generalized arc-consistency algorithm for a class of counting constraint. In *Proceedings of IJCAI'11*, pages 643–648, 2011.
- [109] T. Petit, J.-C. Régin, and C. Bessiere. Meta-constraints on violations for over constrained problems. In *Proceedings of ICTAI'00*, pages 358–365, 2000.
- [110] T. Petit, J.-C. Régin, and C. Bessiere. Specific filtering algorithms for over-constrained problems. In *Proceedings of CP'01*, pages 451–463, 2001.
- [111] C.-G. Quimper, A. Lopez-Ortiz, and G. Pesant. A quadratic propagator for the inter-distance constraint. In *Proceedings of AAAI'06*, pages 123–128, 2006.
- [112] C.-G. Quimper and T. Walsh. Beyond finite domains: The all different and global cardinality constraints. In *Proceedings of CP'05*, pages 812–816, 2005.
- [113] C.-G. Quimper and T. Walsh. Decomposing global grammar constraints. In *Proceedings of CP'07*, pages 590–604, 2007.
- [114] C.-G. Quimper and T. Walsh. Decompositions of grammar constraints. In *Proceedings of AAAI'08*, pages 1567–1570, 2008.
- [115] D.A. Randell, Z.Cui, and A.G. Cohn. A spatial logic based on regions and connection. In *Proceedings of KR'92*, pages 165–176, 1992.
- [116] P. Refalo. Impact-based search strategies for constraint programming. In *Proceedings of CP'04*, pages 557–571, 2004.
- [117] J.-C. Régin. A filtering algorithm for constraints of difference in CSPs. In *Proceedings of AAAI'94*, pages 362–367, 1994.
- [118] J.-C. Régin. Generalized arc consistency for global cardinality constraint. In *Proceedings of AAAI'96*, pages 209–215, 1996.
- [119] J.-C. Régin. The global minimum distance constraint. Technical report, ILOG, 1997.
- [120] J.-C. Régin. The symmetric alldiff constraint. In *Proceedings of IJCAI'99*, pages 420–425, 1999.
- [121] J.-C. Régin. Cost-based arc consistency for global cardinality constraints. *Constraints*, 7(3-4):387–405, 2002.

- [122] J.-C. Régin. Global constraints: a survey. In *Hybrid Optimization*, chapter 2, pages 63–134. Springer, 2011.
- [123] J.-C. Régin and C.P. Gomes. The cardinality matrix constraint. In *Proceedings of CP’04*, pages 572–587, 2004.
- [124] J.-C. Régin, T. Petit, C. Bessiere, and J.-F. Puget. An original constraint based approach for solving over constrained problems. In *Proceedings of CP’00*, pages 543–548, 2000.
- [125] J.-C. Régin and J.-F. Puget. A filtering algorithm for global sequencing constraints. In *Proceedings of CP’97*, pages 32–46, 1997.
- [126] O. Roussel and C. Lecoutre. XML representation of constraint networks: Format XCSP 2.1. Technical Report [arXiv:0902.2362](https://arxiv.org/abs/0902.2362), CoRR, 2009.
- [127] P. Schaus. *Solving Balancing and Bin-Packing problems with Constraint Programming*. PhD thesis, Université catholique de Louvain la Neuve, 2009.
- [128] P. Schaus, Y. Deville, P. Dupont, and J.-C. Régin. Simplification and extension of the SPREAD constraint. In *Proceedings of CPAI’06 Workshop held with CP’06*, pages 72–92, 2006.
- [129] P. Schaus, Y. Deville, P. Dupont, and J.-C. Régin. The Deviation constraint. In *Proceedings of CPAIOR’07*, pages 260–274, 2007.
- [130] C. Schulte and G. Tack. Views and iterators for generic constraint implementations. In *Proceedings of CP’05*, pages 817–821, 2005.
- [131] C. Schulte and G. Tack. Views and iterators for generic constraint implementations. In *Proceedings of CSCLP’05*, pages 118–132, 2005.
- [132] M. Sellmann. Approximated consistency for knapsack constraints. In *Proceedings of CP’03*, pages 679–693, 2003.
- [133] M. Sellmann. The theory of grammar constraints. In *Proceedings of CP’06*, pages 530–544, 2006.
- [134] P. Shaw. A constraint for bin packing. In *Proceedings of CP’04*, pages 648–662, 2004.
- [135] B.M. Smith. The breaz heuristic and optimal static orderings. In *Proceedings of CP’99*, pages 405–418, Alexandria, VA, 1999.
- [136] The Choco Team. Choco: an open source Java constraint programming library. In [139], pages 8–14, 2008. Available from <https://choco-solver.org/>.
- [137] M. Trick. A dynamic programming approach for consistency and propagation for knapsack constraints. *Annals OR*, 118(1-4):73–84, 2003.
- [138] J.R. Ullmann. An algorithm for subgraph isomorphism. *Journal of the ACM*, 23(1):31–42, 1976.
- [139] M.R.C. van Dongen, C. Lecoutre, and O. Roussel, editors. *Proceedings of the third constraint solver competition*. <http://www.cril.univ-artois.fr/CPAI08/Competition-08.pdf>, 2008.

- [140] P. van Hentenryck and Y. Deville. The cardinality operator: A new logical connective for constraint logic programming. In *Proceedings of ICLP'91*, pages 745–759, 1991.
- [141] W. van Hoeve, G. Pesant, and L.-M. Rousseau. On global warming: Flow-based soft global constraints. *Journal of Heuristics*, 12(4-5):347–373, 2006.
- [142] W.J. van Hoeve. The alldifferent constraint: a survey. In *Proceedings of the Sixth Annual Workshop of the ERCIM Working Group on Constraints*, 2001.
- [143] W.J. van Hoeve and I. Katriel. Global constraints. In *Handbook of Constraint Programming*, chapter 6, pages 169–208. Elsevier, 2006.
- [144] W.J. van Hoeve, G. Pesant, L.-M. Rousseau, and A. Sabharwal. Revisiting the sequence constraint. In *Proceedings of CP'06*, pages 620–634, 2006.
- [145] H. Verhaeghe, C. Lecoutre, Y. Deville, and P. Schaus. Extending compact-table to basic smart tables. In *Proceedings of CP'17*, pages 297–307, 2017.
- [146] H. Verhaeghe, C. Lecoutre, and P. Schaus. Extending compact-table to negative and short tables. In *Proceedings of AAAI'17*, pages 3951–3957, 2017.
- [147] World Wide Web Consortium (W3C). *Extensible Markup Language (XML)*. <http://www.w3.org/XML/>, 1997.
- [148] T. Walsh. Stochastic constraint programming. In *Proceedings of ECAI'02*, pages 111–115, 2002.
- [149] T. Walsh. Symmetry breaking using value precedence. In *Proceedings of ECAI'06*, pages 168–172, 2006.
- [150] R. Wang, W. Xia, R. Yap, and Z. Li. Optimizing Simple Tabular Reduction with a bitwise representation. In *Proceedings of IJCAI'16*, pages 787–795, 2016.
- [151] W. Xia and R. Yap. Optimizing STR algorithms with tuple compression. In *Proceedings of CP'13*, pages 724–732, 2013.