

Privacy-Preserving Genetic Relatedness Test*

Emiliano De Cristofaro¹, Kaitai Liang², Yuruo Zhang¹

¹ Department of Computer Science, University College London, UK

² Department of Computer Science, Aalto University, Finland

Abstract

An increasing number of individuals are turning to Direct-To-Consumer (DTC) genetic testing to learn about their predisposition to diseases, traits, and/or ancestry. DTC companies like 23andme and Ancestry.com have started to offer popular and affordable ancestry and genealogy tests, with services allowing users to find unknown relatives and long-distant cousins. Naturally, access and possible dissemination of genetic data prompts serious privacy concerns, thus motivating the need to design efficient primitives supporting private genetic tests. In this paper, we present an effective protocol for privacy-preserving genetic relatedness test (PPGRT), enabling a cloud server to run relatedness tests on input an encrypted genetic database and a test facility's encrypted genetic sample. We reduce the test to a data matching problem and perform it, "privately", using searchable encryption. Finally, a performance evaluation of hamming distance based PP-GRT attests to the practicality of our proposals.

1 Introduction

Over the past few years, advances in genomics and genome sequencing are not only enabling progress in medicine and healthcare, but are also bringing genetic testing to the masses, as an increasing number of "Direct To Consumer" (DTC) companies have entered, and sometimes disrupted, the market. For instance, 23andme.com offers a \$99/£129 assessment of inherited traits, genealogy, and congenital risk factors, through genotyping of a saliva sample posted via mail, and Ancestry.com also offers low-cost genotyping-based DNA tests.

In this paper, we focus a popular test offered by many DTC companies, namely, Genetic Relatedness Test (GRT). This is used to identify whether or not a pair of individuals are closely related, genetically speaking. The standard approach to relative identification is to detect the identity-by-descent (IBD) segments between the individuals, and further identify the degree of relatedness via the amount of shared IBD segments [22]. The quantity of shared IBD segments is then detected from the phased haplotypes (note a haplotype is a group of genes within an organism that was inherited together from a single parent) of (a pair of) individuals, which are the specific groups of genes that a progeny inherits from one parent and consists of a fixed number of single nucleotide polymorphisms (SNPs are the most common form of DNA variation occurring when a single nucleotide differs between members of the same species or paired chromosomes of an individual [25]).

Nevertheless, GRT services available today require individuals to send their genetic data (in plaintext) to possibly untrusted DTC companies. Furthermore, collected genetic data is often impossible to anonymize [19] and hard to protect from intentional or accidental leakage. Privacy risks from individual genetic exposure have been studied extensively [2], thus motivating the need to design a GRT algorithms that can operate without accessing genetic data in the clear and violating individuals' privacy.

We focus on genomic data that has already been phased into haplotypes and assume that the haplotypes of a pair of individuals with the same length are both interpreted by letters "A, G, C, T", so that the problem of detecting IBD shared segments is reduced to the identification of the shared positions of two equal-length strings. Dynamic programming can then be used to calculate shared positions, e.g., edit distance, hamming distance and longest common subsequence (LCS) algorithms.

*A preliminary version of this paper appears in the Proceedings of the 3rd International Workshop on Genome Privacy and Security (GenoPri'16)

1.1 Related Work

Overall, the research community has dedicated a lot of attention to genomic privacy, and proposed cryptographic techniques for privacy-preserving genetic testing [3, 4, 5, 7, 11, 13, 14, 15, 28]. Prior work on secure (two-party) computation could also be used to protect privacy in relatedness test protocol building on traditional cryptographic primitives like homomorphic encryption (e.g. [26]), private set intersection (e.g. [24]), and garbled circuits based secure computation (e.g. [23]). Some existing two-party secure distance computation protocols could also come to help here, for example, private set intersection [16], privacy-preserving approximating edit distance [29] based on garbled circuit and oblivious transfer, oblivious transfer based hamming distance system [9], or a homomorphic computation of edit distance [12]. These two-party computation tools can be extended into a cloud-based context involving a trusted cloud server (with fully access to an online database consisting of a number of individuals’ genetic data) and a relatedness test service (client) with its own genetic information. The client could use an additively homomorphic encryption scheme, e.g., Paillier cryptosystem [21], to encrypt a haplotype and send it (along with the public key) to the server. The server would then encrypt each haplotype in its database using the same encryption algorithm, “subtract” client’s encryption by the encrypted haplotype, and return the results to the client. The latter could then decrypt and identify the quantity of shared positions by checking the number of 0’s decrypted.

Two recent works [20, 18] open a new perspective for privacy-friendly GRT by using fuzzy encryption technique. In these systems, each individual first compresses its haplotype into a 0/1 string, called private genome sketch, and then “encrypts” the sketch by using a random row of a given error correct code matrix. One may detect if user A is relative by downloading A ’s encrypted sketch, and next “decrypting” the sketch with its own private genome sketch. If the decryption closely leads to a row in the matrix, the haplotypes of both individuals are approximately matched. However, all the aforementioned computation approaches do not really scale well in practice, as they all suffer from an important limitation, i.e., the client is burdened with heavy computation and communication overhead, as it has to download all related “encrypted” results from the server and perform a huge numbers of decryption to identify the relatedness. How to design scalable privacy-preserving GRT that can scale on both server and client side constitutes the main motivation for our work.

1.2 Roadmap

This paper presents a novel, efficient Privacy-Preserving Genetic Relatedness Test (PPGRT) protocol that relies on the cloud’s computational power. Generally speaking, we allow the cloud to perform GRT by only given an encrypted genetic database and an encrypted personal haplotype, as opposed to the traditional context where the cloud is able to fully access the database. Before instantiating the protocol, we first discuss how PPGRT protocol can be generically constructed on top of a public key searchable encryption (e.g. [8]) and a symmetric key encryption cryptosystems. Next, we propose a concrete construction building on searchable encryption technique [27]. Specifically, we encode the haplotypes stored on the cloud server as a bunch of search trapdoors, and the haplotype uploaded by a test issuer (i.e., the client) is interpreted as a set of search indices. An IBD shared segment detection is then reduced to a searchable matching problem, i.e., finding a match indicating a shared segment.

Note that the method does not leak information to cloud server even if the server knows the length of shared segment as long as the secrecy of haplotypes is guaranteed. It is worth mentioning that the paper is the first to explore searchable encryption technique into relatedness test. We hope this work will inspire a new perspective for the future genomic privacy research.

2 Privacy-Preserving Genetic Relatedness Testing (PPGRT)

2.1 System Framework and Definition

We assume a genetic data sequence is represented as a haplotype consisting of five basic letters $\{A, G, C, T, *\}$, where $*$ denotes a piece of unknown/unmarked information, and assume the length of each letter is l . As illustrated in Fig. 1, there are four parties in a Genetic Relatedness Test (GRT) system, which mirrors the one introduced by Ayday et al. in [6], specifically:

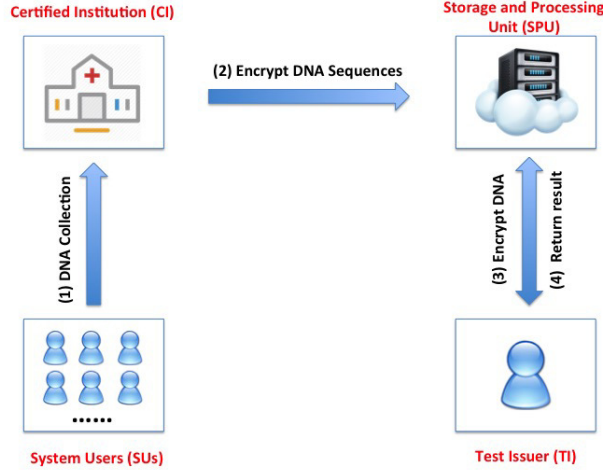


Figure 1: System Model.

1. **System Users (SUs).** System users' plain genetic information are collected and phased into haplotypes by a trusted and certified institution, e.g. local health/medical center.
2. **Certified Institution (CI).** A trusted CI collects system users' plain genetic data to form a genome database (GDB), and encrypts GDB to an EDB . Later, CI outsources EDB to a storage and processing unit in which genetic relatedness testing is performed.
3. **Storage and Processing Unit (SPU).** A SPU stores EDB locally and meanwhile, it is mainly responsible for running relatedness test as well as returning the test result to a test issuer. Note that SPU knows nothing about the underlying data stored in EDB .
4. **Test Issuer (TI).** A TI encrypts its phased haplotype via an *asymmetric* key encryption mechanism, and sends the encryption to the SPU. After the test, the SPU returns the result to the TI without learning any (underlying haplotype) information.

Algorithms. The system consists of the following algorithms:

1. $(sk, pk) \leftarrow Setup(1^k)$: on input a security parameter k , output public parameter and secret key for the system.
2. $EDB \leftarrow GenEDB(sk, pk, GDB)$: on input secret key sk , public parameter pk and a plain genome database, output an encrypted genome database EDB . We assume that GDB consists of a list of plain haplotypes, i.e. $GDB = (h_i)_{i=1}^d$, and EDB is a list of index/encrypted haplotype pairs, i.e. $EDB = (ind_i, H_i)_{i=1}^d$, where $|ind_i| = |h_i|$, and d is the total number of haplotypes.
3. $C \leftarrow GenQuery(pk, X)$: on input public parameter pk and a plain haplotype information, output an encrypted haplotype C .
4. $QL \leftarrow Test(pk, EDB, C)$: on input public parameter pk , EDB and an encrypted query, output a set QL whereby the set includes d test results between an encrypted query C and each encrypted haplotype in EDB .

2.2 Black-box PPGRT

We highlight that Privacy-Preserving Genetic Relatedness Testing (PPGRT) can be generically constructed from a public key based searchable encryption (PKSE) and a symmetric encryption scheme. Using [8]'s definition for PKSE, and given a PKSE $((SK, PK) \leftarrow KeyGen(1^k), S \leftarrow PEKS(PK, W), T \leftarrow Trapdoor(SK, W))$ (note we assume

that randomness is already taken in algorithms *PEKS* and *Trapdoor*, so that each trapdoor and each index “look” uniformly random in the view of SPU.), $1/0 \leftarrow \text{Test}(PK, S, T)$), a symmetric encryption ($key \leftarrow \text{SSE.Key}(1^k)$, $EDB \leftarrow \text{SSE.Enc}(key, DB)$, $DB \leftarrow \text{SSE.Dec}(key, EDB)$), we can build a generic PPGRT construction as follows:

1. *Setup*(1^k): run *KeyGen*(1^k) algorithm to generate (SK, PK) , and *SSE.Key*(1^k) algorithm to generate key , and set (SK, key) and PK to be sk and pk , respectively.
2. *GenEDB*(sk, pk, GDB): run *SSE.Enc*(key, h_i) algorithm d times to encrypt each plaintext haplotype h_i to become an encrypted value H_i , and further run *Trapdoor*(SK, W_i^j) algorithm to build a searchable trapdoor T_i^j for each letter W_i^j in a haplotype h_i , where $j \in [1, |h_i|]$. We have $EDB = (ind_i = (T_i^1, \dots, T_i^{|h_i|}), H_i)_{i=1}^d$.
3. *GenQuery*(pk, X): run *PEKS*(PK, W^j) to generate a search index S^j for each letter W^j in the haplotype X , and further set $C = (S^1, \dots, S^{|X|})$, where $j \in [1, |X|]$.
4. *Test*(pk, EDB, C): given two-equal length “sequences” $C = (S^1, \dots, S^{|X|})$ and $ind_i = (T_i^1, \dots, T_i^{|h_i|})$, the calculation of shared (positions) length is reduced to the counting of the number of “0” output by the algorithm *Test*. Some dynamic distance programming algorithms (e.g. hamming/edit distance) can be used here. By intaking an index sequence C and a trapdoor sequence ind_i (with equal length), for $j = 1$ to $|X|$, the algorithm checks the output of *Test*(PK, S^j, T_i^j). If the algorithm outputs 0, indicating there is a mismatch for the corresponding j -th position (of both sequences), we add 1 to the distance. We calculate the shared length (between C and H_i) by subtracting $|X|$ with the distance, and store the result as an i -th tuple in QL . After d rounds of the test, output QL .

PPGRT Security. A secure PPGRT system needs to guarantee that: (1) EDB must not leak the underlying encrypted sensitive haplotype data to SPU, (2) SPU cannot learn the underlying haplotype embedded in the search index ind_i , and (3) the underlying haplotype cannot be compromised from the test result QL by SPU.

Under the assumption that the underlying symmetric key encryption is chosen plaintext secure, and the underlying PKSE is secure against chosen keyword attacks with trapdoor privacy [17], the above generic construction is secure.

Since the generic construction PPGRT consists of two parts, namely encrypted data and encrypted search index structure, its security mainly depends on two aspects: one is the security of the underlying symmetric key encryption, and the other one is the security of the PKSE. The chosen plaintext security of the symmetric encryption guarantees the secrecy of the underlying haplotype. The security holding against chosen keyword attacks is used to ensure the query haplotype search index (issued by TI) to be hidden from the view of search server. The trapdoor privacy of the PKSE is to protect the haplotype embedded in the searchable trapdoor from being known by the “curious” server. The security of the whole PPGRT construction can be proved by following the universally composable model (introduced in [10]) with the above security assumption.

2.3 Paillier’s Encryption System

Below we review the Paillier Encryption. Please refer to [21] for more definition and technical details. We let $n = pq$ be a safe number, $\mathcal{B}_\alpha \in \mathbb{Z}_{n^2}^*$ be the set of elements of order $n\alpha$, \mathcal{B} be their disjoint union for $\alpha = 1, \dots, \lambda$, where $p = 2p' + 1, q = 2q' + 1, p, p', q, q'$ are large primes, Carmichael’s function $\lambda(n) = lcm(p-1, q-1)$, and set $\lambda(n)$ to be λ . Suppose g is a base of \mathcal{B} , and set $L(x) = \frac{x-1}{n}$. In Paillier encryption system, we set (n, g) as public parameters, and λ as secret key. The encryption algorithms works as

$$\text{Enc}(x, r) : y = g^x \cdot r^n \text{ mod } n^2,$$

where y is the ciphertext, x is the message, r is a random value, and $x < n, r < n$. The decryption algorithm runs as

$$\text{Dec}(y, \lambda) : x = \frac{L(y^\lambda \text{ mod } n^2)}{L(g^\lambda \text{ mod } n^2)} \text{ mod } n,$$

where the ciphertext $y < n^2$.

The Paillier encryption supports the following homomorphic properties:

$$\forall \sigma \in \mathbb{Z}^+, Dec(y^\sigma, \lambda) = \sigma x \bmod n; \forall y_1, y_2 \in \mathbb{Z}_{n^2}, Dec(y_1 y_2, \lambda) = x_1 + x_2 \bmod n.$$

2.4 A Basic Concrete Construction

Following the generic construction, we now build a concrete system for PPGRT (via the usage of LCS) on top of a single keyword equality variant of the searchable encryption scheme [27]. In the construction, we revise the LCS algorithm (note our LCS algorithm is revised from the one given in <http://introcs.cs.princeton.edu/java/96optimization/LCS.java>.) so that it only outputs the shared length between a pair of encrypted haplotypes but not the LCS sequence.

- **Setup(1^k):** The CI chooses two target collision resistant hash functions $H : \{0, 1\}^l \rightarrow \mathbb{Z}_n, H_0 : \mathbb{G}_1 \rightarrow \mathbb{Z}_n,$ $\sigma \in_R \mathbb{Z}^+,$ a cyclic group $\mathbb{G}_1 = \langle P \rangle$ with order n (P is a base of the group, the computation is based on the modulus n), sets $\beta = \sigma \lambda \bmod \phi(n^2), \gamma = \sigma L(g^\lambda \bmod n^2) \bmod n,$ where λ, g, L are parameters in Paillier encryption (please refer to the previous section and [21] for more details), and Euler's Totient function $\phi(n) = (p-1)(q-1),$ and $\phi(n^2) = n\phi(n).$ The CI sets system public key as $pk = (1^k, g, H, P, n, \beta, L),$ sets its secret key as $sk = (\sigma, \gamma, \lambda),$ and sends SPU a public key tuple $spk = (1^k, \beta, L, n).$
- **GenEDB(sk, pk, GDB):** Before delivering a GDB to an SPU, the CI encrypts it as follows. Below we use Y_i to denote a plain haplotype.
 1. For $i = 1$ to $d,$ the CI runs as
 - (a) Given pk and a haplotype Y_i with length $t,$ the CI works as follows. To randomize each letter, for each $W_j \in \{A, G, C, T, *\}$ ($j \in [1, t]$), the CI randomly chooses new random $\rho_j, \eta_j \in_R \mathbb{Z}_n,$ and sets $b_j = \rho_j H_0(\eta_j P)$ and $s_j = \rho_j \gamma H(W_j) H_0(\eta_j P).$ The haplotype's encrypted index sequence ind_i now is represented by a set of T_i in which $T_i^j = (b_j, s_j).$ For convenience, we use a notation (B, S) later, where $|B| = |S| = t, B$ stores random factors b_j and S is with a set of random $s_j.$ Note that CI will choose a pair of distinct random factors (ρ, η) for each letter so as to avoid the case where the repeated letters share with the same random pair. For example, for a two-bit string $AA,$ CI chooses random factors ρ_1, η_1 and ρ_2, η_2 for the first and second $A,$ respectively.
 - (b) The CI also encrypts Y_i by using a symmetric key encryption system $SYE = (SYE.KEY, SYE.ENC, SYE.DEC).$ It sets $key \leftarrow SYE.KEY(1^k),$ and computes $Z_i = SYE.ENC(Y_i, key).$ We suppose the length of key is identical to that of $Y_i,$ such that the symmetric encryption is a perfect one-time pad to $Y_i.$
 2. The CI finally outputs an $EDB = (ind_i, Z_i)_{i=1}^d.$
- **GenQuery(pk, X):** Before sending its haplotype sequence X to the SPU for relatedness test, the TI encrypts the sequence as follows. Suppose $|X| = m,$ and $X = (W_1, \dots, W_m).$ The TI sets $c_j = g^{H(W_j)} \cdot r_j^n \bmod n^2,$ and interprets the sequence as $C = (c_1, \dots, c_m),$ where $r_j \in_R \mathbb{Z}_n, c_j$ is a Paillier encryption for $H(W_j),$ and $j \in \{1, \dots, m\}.$ Each W_j is hidden (with uniformly random value r_j) by the Paillier probabilistic encryption.
- **Test(spk, EDB, C):** Given an encrypted EDB and an encrypted haplotype sequence $C,$ the SPU first extracts a tuple (B_z, S_z) of an encrypted haplotype Z_z from the $EDB,$ where $z \in [1, d]$ and $|S_z| = t.$ From $z = 1$ to $d,$ the SPU runs the algorithm $PPLCS(B_z, S_z, C)$ (see the privacy-preserving longest common subsequence Algorithm 1), and finally outputs the length of the shared positions between Z_z and $C.$ Note that we use $B_z[i]$ and $S_z[i]$ to denote the i -th element in array B_z and $S_z,$ respectively. Note that the LCS algorithm here is revised from the one shared in Princeton Java Library (<http://introcs.cs.princeton.edu/java/96optimization/LCS.java>).

Since the correctness mainly follows that of [27], we can have the check below.

One may verify the equality of $(L(C[j]^{\beta \cdot B_z[i]} \bmod n^2) == S_z[i] \bmod n)$ to see if the letter W_i in $S_z[i]$ is equal to the letter W_j in the encryption $C[j]$ as in [27]. Since the decryption algorithm of Paillier encryption

Algorithm 1 Privacy-Preserving Longest Common Subsequence

```
1: procedure PPLCS( $B_z, S_z, C$ )
2: int  $w[0, \dots, t, 0, \dots, m]$ ;
3: for  $i = 0$  to  $t$  do {  $w[i, 0] = 0$ ; }
4: for  $j = 0$  to  $m$  do {  $w[0, j] = 0$ ; }
5: for  $i = 1$  to  $t$  do {
6:   for  $j = 1$  to  $m$  do {
7:     if ( $L(C[j]^{\beta \cdot B_z[i]} \bmod n^2) == S_z[i] \pmod n$ ) {  $w[i, j] = 1 + w[i - 1, j - 1]$ ; }
8:     else if ( $w[i - 1, j] \geq w[i, j - 1]$ ) {  $w[i, j] = w[i - 1, j]$ ; }
9:     else {  $w[i, j] = w[i, j - 1]$ ; }
10:   }
11: }
12: return  $w[t, m]$ ;
```

system can be represented as $\xi(H(x_j)) = \frac{L((C[j]^\xi)^\lambda \bmod n^2)}{L(g^\lambda \bmod n^2)} \pmod n$, we have $\xi(H(x_j)) \cdot L(g^\lambda \bmod n^2) = L((C[j]^\xi)^\lambda \bmod n^2) \pmod n$. Set $\xi = \rho_i \sigma H_0(\eta_i P)$, we have

$$\begin{aligned} \rho_i \sigma H_0(\eta_i P)(H(x_j))L(g^\lambda \bmod n^2) &= L((C[j]^{\rho_i \sigma H_0(\eta_i P)})^\lambda \bmod n^2) \pmod n \\ \rho_i H(x_j)H_0(\eta_i P)\sigma L(g^\lambda \bmod n^2) &= L(C[j]^{\rho_i \sigma H_0(\eta_i P)\lambda} \bmod n^2) \pmod n \\ \rho_i H(x_j)H_0(\eta_i P)\gamma &= L(C[j]^{B[i]\beta} \bmod n^2) \pmod n \end{aligned}$$

If the letter x_j (on the left hand side of the equation) is equal to the letter W_j embedded in the encryption $C[j]$, we then definitely have $\rho_i H(x_j)H_0(\eta_i P)\gamma = L(C[j]^{B[i]\beta} \bmod n^2) \pmod n$, so that $S[i] = L(C[j]^{B[i]\beta} \bmod n^2) \pmod n$. We note that the equation can be checked by SPU without knowing sk .

The concrete construction above is secure assuming the underlying symmetric encryption is secure, the Paillier encryption is secure and [27] is secure with trapdoor privacy in the indistinguishability of ciphertext from random game. We note that the details of the proof follow that of [27].

2.5 Improvements and Extensions

In the previous section, a basic concrete construction for our generic PPGRT is built based on the searchable encryption scheme [27]. It is not fully secure yet because of suffering from deterministic identifier and offline keyword guessing attacks. Below we present some solutions to tackle the attacks and meanwhile, we show that the construction can be extended to friendly support edit and hamming distance algorithms.

2.5.1 Eliminating Deterministic Identifier for H(W)

From the construction of the haplotype encrypted index sequence, we can see that b_j and s_j are constructed as $\rho_j H_0(\eta_j P)$ and $\rho_j \gamma H(W_j)H_0(\eta_j P)$, respectively. Recall that the tuple (b_j, s_j) is given to the SPU. Here, a malicious SPU can easily obtain $\delta_j = s_j/b_j = \gamma H(W_j)$. Taking two distinct δ_j and δ'_j , the malicious SPU can compute $\gcd(\delta_j, \delta'_j)$ to recover γ . With knowledge of γ , it may correctly guess the haplotype sequence, since the message space ($m \in \{A, G, C, T, *\}$) is relatively small in our context. To prevent the attack, the CI may choose to add random factor into the hash function. It can choose a random value, say $s \in \mathbb{Z}_n$, so that $s_j = \rho_j \gamma H'(W_j, s)H_0(\eta_j P)$, where H' is a new target collision resistance hash function so that $H' : \{0, 1\}^l \times \mathbb{Z}_n \rightarrow \mathbb{Z}_n$. Now, even being able to achieve $\gamma H(W_j, s)$, the malicious SPU may not easily guess what is the input of the hash function. This naive solution, however, incurs another deterministic issue. While the input of the hash function is identical - meaning that a SNPs letter is repeated, the hash output leads to the same value, for example, $H(W_i = A, s) = H(W_j = A, s)$. In such a case, the malicious SPU may make use of some statistical analysis (e.g., 70% of the repetition occurs for the letter A or C) to reveal the whole haplotype sequence. A better countermeasure is to bring more random factors into the construction of s_j . Specifically, the CI may set $s_j = (\rho_j \gamma_0 H_0(\eta_j P) + \gamma_j z_j)H'(W_j, s_j)$,

$k_j = a_j z_j$, where $a_j, z_j, s_j \in_R \mathbb{Z}_n$, $\gamma_0 = \sigma L(g^\lambda \bmod n^2) \bmod n$ and $\gamma_j = (a_j L(g^\lambda \bmod n^2) \bmod n) / \lambda$. Note the ind_i now includes (B, S, K) , where K is the set of all k_j . Accordingly, the equality check needs to be revised as $(L(C[j]^{\beta \cdot B_z[i] + K_z[i]} \bmod n^2) == S_z[i] \pmod n)$. One may check the correctness by setting $\xi = \rho_j \sigma H_0(\eta_j P) + a_j z_j / \lambda$. Note we will talk about the random factor s_j later.

Since the message space of haplotype is relative small, $\{A, G, C, T, *\}$, it is extremely important for CI to produce randomly indistinguishable index sequence in the privacy point of view. Recall that this index sequence can be exactly seen as a searchable trapdoor (in our generic PPGRT construction). Therefore, the privacy of the index sequence is now reduced to the trapdoor privacy. There have been some research works that introduce effective methods to tackle the trapdoor privacy issue, e.g. [1]. The crucial idea behind trapdoor privacy is to disable SPU's ability of telling/identifying the relationship between (any) two given trapdoors (with respective keywords inside). It is much like the anonymity feature in the context of identity-based encryption. The premise of doing so is to ensure a fresh randomness to each trapdoor. We here recommend readers to take a public key-based searchable encryption system with trapdoor privacy as an input building block to our generic PPGRT "compiler", while attempting to construct a concrete scheme, so as to guarantee the privacy of haplotype encrypted index sequence.

2.5.2 Protecting against Offline Keyword Dictionary Attack

Since the Paillier encryption algorithm is publicly known, the SPU may launch offline keyword dictionary attack to guess the information of the haplotypes stored in its database. Specifically, the SPU can randomly choose a haplotype sequence $X' = (W'_1, \dots, W'_m)$, and further runs the algorithm *GenQuery* to generate an encrypted sequence C' . By running the algorithm *Test* with input C' and a client's haplotype-hidden index ind_i stored in *EDB*, the SPU may learn how similarity the two sequences share with. Accordingly, the client's haplotype information definitely suffers from a leakage risk. To thwart this possible attack, our system allows the CI to share a secret information s , being seen as an extra input for the hash function, with the TI via a well-studied and efficient Diffie-Hellman key exchange protocol (in DES way) with EBC mode, so that the TI will construct each encrypted element c_j (of the corresponding letter W_j) as $H(W_j, s)$. Accordingly, the secret information s has to be put in the index element s_j by the CI as well. The SPU will fail to launch effective offline keyword dictionary attack, since it cannot compute a valid hash value without knowledge of the shared secret s . The key exchange protocol above can be seen as a permission granted from the CI, so that the TI can proceed to the test phase. Imagine that in practice, a public tester usually needs to request a test permission from the *EDB* owner, i.e. the CI, even the *EDB* is outsourced to the SPU. If the CI grants the permission, it will share the secret information with the TI; otherwise, nothing will be shared.

To keep consistency with the revision introduced in the previous subsection, a random factor s is replaced with a $\hat{s} = (s_1, \dots, s_t)$, where $s_j \in_R \mathbb{Z}_n$ and $j \in [1, t]$. We note that there is no need for the CI and the TI to share with the whole vector \hat{s} in the exchange protocol. For example, the CI may leverage the equation $ax_j + b$ to calculate the value s_j , where $a, b \in_R \mathbb{Z}_n$ and x_j is some "common" information that the TI knows as well (e.g. $x_j = H(p_j, W_j)$, where p_j is the current position of the letter W_j on the sequence). In this case, the CI will only need to share a, b with the TI in the key exchange protocol.

Algorithm 2 Privacy-Preserving Hamming Distance Algorithm

```

1: procedure PPLCS( $B_z, S_z, C$ )
2: int  $seg = 0$ ;
3: if ( $t \neq m$ ) { Please input equal length segments. } //Recall that  $|C| = m$  which is the test issuer's encrypted sequence, while
    $|S_z| = t$  which is the genomic index sequence, and  $B_z$  is the random factor sequence.
4: else for  $i = 1$  to  $t$  do {
5:   if ( $L(C[i]^{\beta \cdot B_z[i]} \bmod n^2) == S_z[i] \pmod n$ ) {  $seg++$ ; }
6: }
7: return  $seg$ ;

```

Algorithm 3 Privacy-Preserving Edit Distance Algorithm

```
1: procedure PPLCS( $B_z, S_z, C$ )
2: int  $len1 = m$ ; int  $len2 = t$ ; int  $len = 0$ ;
3: if ( $len1 < len2$ ) {  $len = len2$ ; }
4: else {  $len = len1$ ; }
5: int [][]  $dp = \text{new int} [len1 + 1] [len2 + 1]$ ;
6: for  $i = 0$  to  $len1$  do {  $dp[i][0] = i$ ; }
7: for  $j = 0$  to  $len2$  do {  $dp[0][j] = j$ ; }
8: for  $i = 0$  to  $len1 - 1$  do
9:   for  $j = 0$  to  $len2 - 1$  do {
10:    if ( $L(C[i]^{\beta \cdot B_z[j]} \bmod n^2) == S_z[j] \pmod n$ ) {  $dp[i + 1][j + 1] = dp[i][j]$ ; }
11:    else {
12:      int  $replace = dp[i][j] + 1$ ;
13:      int  $insert = dp[i][j + 1] + 1$ ;
14:      int  $delete = dp[i + 1][j] + 1$ ;
15:      int  $min = replace > insert ? insert : replace$ ;
16:       $min = delete > min ? min : delete$ ;
17:       $dp[i + 1][j + 1] = min$ ;
18:    }
19:  }
20: return  $len - dp[len1][len2]$ ;
```

2.5.3 Hamming Distance based PPGRT

We state that our concrete construction is naturally compatible with edit distance and hamming distance algorithms. The intuition is to see the equation highlighted in the box in Algorithm 1 as a condition for distance counting – that is, if the equation does not hold (indicating a mismatch), we proceed to a distance adding operation – and, meanwhile, the final output is set to only show the shared length of two given strings. The privacy-preserving hamming distance algorithm is shown in Algorithm 2, in which we assume that each segment of the test issuer’s encrypted sequence (being taken into the algorithm) is with the same length of the genomic index.

2.5.4 Privacy Preserving via Edit Distance

The privacy-preserving variant for edit distance algorithm is presented in Algorithm 3. We note that the output of our privacy-preserving edit distance algorithm is somewhat different from that of the original edit distance algorithm – outputting the number of the “difference” of two strings.

3 Performance Evaluation

We also perform an efficiency evaluation for our protocols, aiming to demonstrate that the overhead imposed to both CI and TI are appreciably low. We implement the concrete construction using MD5 as the cryptographic hash function, a 1024-bit Diffie-Hellman key agreement (for sharing a secret hash function input between CI and TI only), and

Item	Description
Computer	MacBook Pro OS X Yosemite 10.10.5
CPU	2.70GHz Intel(R) Core(TM) i5-5257U
Memory	DDR 3, 8 GB, 1867 MHz
Flash Storage	120.11 GB
Programming Platform	Eclipse IDE Mars.2 Release (4.5.2)
Programming Language	Java Version 1.8.0_60

Table 1: Test Bed Details

Item	Description
Database	1000 Genomes ¹
Phase	1000 Genomes phase 3 release
Dataset Name	NA12828
Biosample ID	SAME125076
Superpopulation	European (EUR)
Population Code	CEU
Population Description	Utah residents (CEPH) with Northern and Western European ancestry
Gender	Female

Table 2: Experimental Sample. *The size of dataset is total 565.8 MB, including 4,743,960 genomic strings. But we only choose to use the first 10,000 strings of that, with the size about 1.1 MB, for the our test.

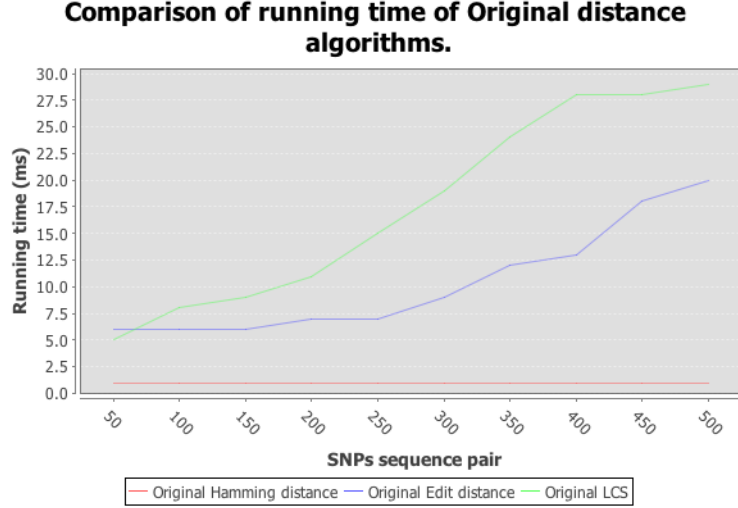


Figure 2: Running Time of Non-Privacy-Preserving Distance Algorithms

Paillier cryptosystem with 2048-bit moduli. The experimental test bed is shown in Table 1 below. We here use real SNPs database to test the running time and accuracy of our privacy-preserving algorithms. We show the SNPs sample details in Table 2.

We further assume that there is a pair of haplotypes, one encrypted by CI, and the other encrypted by TI: both encryptions will be sent to SPU for two groups of test - one group of test is for original (non-privacy-preserving) LCS, edit and hamming distance algorithms, and the other is for privacy-preserving ones. Note that both test groups will intake the identical haplotype sample. Our pair of haplotypes are in the “A, G, C, T” format with the length 36×500 letter bits (note in this paper we refer one letter to as a letter bit, e.g. “AG” are two letter bits). For matching 1000 Genomes’ data format, we cut a total 18,000 letter bits haplotype into 500 segments of which contains 36 letter bits. Note that the running times of each algorithm are averaged over 100 executions.

The running time of non-privacy-preserving distance algorithms is depicted in Figure 2. It can be seen that hamming distance algorithm significantly outperforms edit distance algorithm, while the LCS suffers from the worst performance. The running time test here appropriately show the efficiency of the three algorithms. The running time of privacy-preserving hamming distance algorithm (in Figure 3) only takes approximately 900s to finish the test by intaking two encrypted haplotypes with 36×500 SNPs letter bits, while the privacy-preserving LCS and edit distance (nearly overlapped) requires over 10^4 s. Accordingly, dealing with phased haplotype, it is better to leverage hamming distance algorithm as a secure building block for our PPGRT.

We here state that the matching result of using privacy-preserving algorithms is identical to that of using original algorithms by inputing the same sample, 36×500 SNPs. Note that please refer to our supplement test materials. We therefore conclude that the privacy-preserving algorithms maintain the exact test accuracy compared to the ones without any privacy protection.

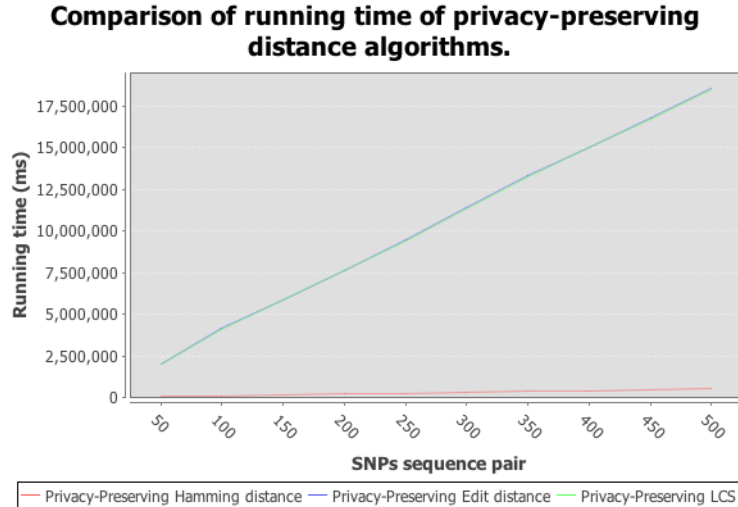


Figure 3: Running Time of Storage and Processing Unit

However, the privacy-preserving algorithms, specially for edit distance and LCS, suffer from huge efficiency loss as a price to maintain privacy. This research work creates an interesting open problem on how to improve the test efficiency without loss of privacy.

4 Conclusion

This research work introduced an interesting observation about how to generically construct a privacy preserving relatedness test protocol based on public key searchable encryption, and next proposed a concrete construction as well as its performance evaluation. The evaluation showed that our construction built on top of hamming distance algorithm is very efficient, while the designs for edit distance and LCS suffer from efficiency loss. The simulation also leverages real-world genetic database (1000 Genomes) to show the test accuracy of the system. The efficiency improvement of the construction will be seen as a future work.

This paper also leave the academic and industrial communities followings interesting open problems - to improve the efficiency, can we make use of a symmetric searchable encryption to achieve the same GRT test function without loss of privacy; is it possible to directly use a normal but not reversed searchable encryption technique in our context; how can we protect the haplotype (encrypted and outsourced to SPU) even in the case where SPU colludes with a group of TIs; how does CI “update” EDB (which is outsourced to SPU) but also “control” which parts of the EDB to be “performed” test tasks by the SPU; what if there are different encryption formats in the back-end of the SPU, how does it perform efficient and effective test.

Acknowledgments. The authors wish to thank Alexandros Mittos for presenting the paper at the GenoPri workshop. This work is supported by a Google Faculty Award grant and EU Project H2020-MSCA-ITN “Privacy & Us” (Grant No. 675730).

References

- [1] A. Arriaga, Q. Tang, and P. Ryan. Trapdoor privacy in asymmetric searchable encryption schemes. In D. Pointcheval and D. Vergnaud, editors, *Progress in Cryptology - AFRICACRYPT 2014 - 7th International Conference on Cryptology in Africa, Marrakesh, Morocco, May 28-30, 2014. Proceedings*, volume 8469 of *Lecture Notes in Computer Science*, pages 31–50. Springer, 2014.
- [2] E. Ayday, E. De Cristofaro, J. Hubaux, and G. Tsudik. Whole genome sequencing: Revolutionary medicine or privacy nightmare? *IEEE Computer*, 48(2), 2015.

- [3] E. Ayday, M. Humbert, J. Fellay, P. McLaren, J. Rougemont, J. Raisaro, A. Telenti, and J. Hubaux. Protecting personal genome privacy: Solutions from information security. Technical report, EPFL-REPORT-182897, 2012.
- [4] E. Ayday, J. Raisaro, and J. Hubaux. Privacy-enhancing technologies for medical tests using genomic data. In *NDSS (Short Talk)*, 2013.
- [5] E. Ayday, J. Raisaro, P. McLaren, J. Fellay, and J. Hubaux. Privacy-preserving computation of disease risk by using genomic, clinical, and environmental data. In *HealthTech*, 2013.
- [6] E. Ayday, J. L. Raisaro, P. J. McLaren, J. Fellay, and J. Hubaux. Privacy-Preserving Computation of Disease Risk by Using Genomic, Clinical, and Environmental Data. In *HealthTech*, 2013.
- [7] P. Baldi, R. Baronio, E. De Cristofaro, P. Gasti, and G. Tsudik. Countering GATTACA: Efficient and secure testing of fully-sequenced human genomes. In *CCS*, 2011.
- [8] D. Boneh, G. D. Crescenzo, R. Ostrovsky, and G. Persiano. Public key encryption with keyword search. In *EUROCRYPT*, 2004.
- [9] J. Bringer, H. Chabanne, and A. Patey. SHADE: secure hamming distance computation from oblivious transfer. In *WAHC*, 2013.
- [10] R. Canetti. Universally composable security: A new paradigm for cryptographic protocols. In *42nd Annual Symposium on Foundations of Computer Science, FOCS 2001, 14-17 October 2001, Las Vegas, Nevada, USA*, pages 136–145. IEEE Computer Society, 2001.
- [11] M. Canim, M. Kantarcioglu, and B. Malin. Secure management of biomedical data with cryptographic hardware. *IEEE Transactions on Information Technology in Biomedicine*, 16(1), 2012.
- [12] J. H. Cheon, M. Kim, and K. E. Lauter. Homomorphic computation of edit distance. In *WAHC*, 2015.
- [13] G. Danezis and E. De Cristofaro. Fast and private genomic testing for disease susceptibility. In *ACM WPES*, pages 31–34, 2014.
- [14] E. De Cristofaro, S. Faber, P. Gasti, and G. Tsudik. GenoDroid: Are Privacy-Preserving Genomic Tests Ready for Prime Time? In *WPES*, 2012.
- [15] E. De Cristofaro, S. Faber, and G. Tsudik. Secure genomic testing with size-and position-hiding private substring matching. In *ACM WPES*, pages 107–118, 2013.
- [16] E. De Cristofaro and G. Tsudik. Experimenting with fast private set intersection. In *TRUST*, 2012.
- [17] P. Golle, J. Staddon, and B. R. Waters. Secure Conjunctive Keyword Search over Encrypted Data. In *ACNS*, 2004.
- [18] D. He, N. A. Furlotte, F. Hormozdiari, J. W. J. Joo, A. Wadia, R. Ostrosky, A. Sahai, and E. Eskin. Identifying genetic relatives without compromising privacy. *Genome Research*, 24, 2013.
- [19] N. Homer, S. Szlinger, M. Redman, D. Duggan, W. Tembe, J. Muehling, J. V. Pearson, D. A. Stephan, S. F. Nelson, and D. W. Craig. Resolving individuals contributing trace amounts of DNA to highly complex mixtures using high-density SNP genotyping microarrays. *PLoS Genetics*, 4(8), 2008.
- [20] F. Hormozdiari, J. W. J. Joo, A. Wadia, F. Guan, R. Ostrosky, A. Sahai, and E. Eskin. Privacy-preserving protocol for detecting genetic relatives using rare variants. *Bioinformatics*, 30(12), 2014.
- [21] P. Paillier. Public-key cryptosystems based on composite degree residuosity classes. In *EUROCRYPT*, 1999.
- [22] T. J. Pemberton, C. Wang, J. Z. Li, and N. A. Rosenberg. Inference of unexpected genetic relatedness among individuals in hapmap phase iii. *American Journal of Human Genetics*, 87(4), 2010.
- [23] B. Pinkas, T. Schneider, N. P. Smart, and S. C. Williams. Secure two-party computation is practical. In *ASIACRYPT*, 2009.
- [24] B. Pinkas, T. Schneider, and M. Zohner. Faster private set intersection based on OT extension. In *USENIX*, 2014.
- [25] P. Stenson et al. The human gene mutation database: 2008 update. *Genome Medicine*, 1(1), 2009.
- [26] M. van Dijk, C. Gentry, S. Halevi, and V. Vaikuntanathan. Fully homomorphic encryption over the integers. In *EUROCRYPT*, 2010.
- [27] P. Wang, H. Wang, and J. Pieprzyk. Common secure index for conjunctive keyword-based retrieval over encrypted data. In *SDM Workshop*, 2007.
- [28] R. Wang, X. Wang, Z. Li, H. Tang, M. Reiter, and Z. Dong. Privacy-preserving genomic computation through program specialization. In *CCS*, 2009.
- [29] X. S. Wang, Y. Huang, Y. Zhao, H. Tang, X. Wang, and D. Bu. Efficient Genome-Wide, Privacy-Preserving Similar Patient Query based on Private Edit Distance. In *ACM CCS*, 2015.