

Can't Touch This: Using Hover to Compromise the Confidentiality of User Input on Android

Enis Ulqinaku*, Luka Malisa†, Julinda Stefa*, Alessandro Mei* and Srdjan Čapkun†

*Sapienza University of Rome, Italy
 {surname}@di.uniroma1.it

†ETH Zurich, Switzerland
 {name.surname}@inf.ethz.ch

Abstract—We show that the new hover (floating touch) technology, available in a number of today's smartphone models, can be abused by any Android application running with a common `SYSTEM_ALERT_WINDOW` permission to record all touchscreen input into other applications. Leveraging this attack, a malicious application running on the system is therefore able to profile user's behavior, capture sensitive input such as passwords and PINs as well as record all user's social interactions. To evaluate our attack we implemented *Hoover*, a proof-of-concept malicious application that runs in the system background and records all input to foreground applications. We evaluated Hoover with 40 users, across two different Android devices and two input methods, stylus and finger. In the case of touchscreen input by *finger*, Hoover estimated the positions of users' clicks within an error of 100 pixels and keyboard input with an accuracy of 79%. Hoover captured users' input by *stylus* even more accurately, estimating users' clicks within 2 pixels and keyboard input with an accuracy of 98%. We discuss ways of mitigating this attack and show that this cannot be done by simply restricting access to permissions or imposing additional cognitive load on the users since this would significantly constrain the intended use of the hover technology.

I. INTRODUCTION

In the last years we have seen an emergence of a number of *input inference attacks* by which the adversaries attempt to infer (steal) either partial or all user input. This is not surprising, these attacks can profile users and/or obtain sensitive user information like login credentials, credit card numbers, personal correspondence, etc. A large number of attacks work by tricking the users into entering her information through phishing or UI redressing [7, 24, 25, 31] (e.g., clickjacking [22]). Other attacks exploit readily available sensors on modern smartphones as side-channels. They determine users' sensitive input based on readings of sensors like the accelerometer [13], gyroscope [19] and microphone [21]. Access to these sensors (microphone excluded) usually requires no special permissions on the Android OS.

In this work, we introduce a new user input inference attack for Android devices that is more accurate and more general than prior works. Our attack enables continuous, very precise collection of user input at a fine level of granularity and is not sensitive to environmental conditions. This is very different from the aforementioned approaches, that either focus on a particular input type (e.g., numerical keyboards), or work at a

coarser granularity and often only under specific conditions (limited phone mobility, specific phone placement, limited environmental noise). In addition, our attack does not depend on deceiving the user (as phishing does) and is completely transparent to the user (contrary to UI redressing approaches). Our attack is not based on a software vulnerability or system reconfiguration, but rather on a new and unexpected use of a common permission (`SYSTEM_ALERT_WINDOW`) coupled with the emerging *hover* (floating touch) technology.

The hover technology produces a special type of event (hover events) that allow the user to interact with the device without physically touching its screen. Here we show how hover events can be used to perform powerful, system-wide input inference attacks. Our attacker carefully places transparent overlay windows, that catch hover events without obstructing user interactions. From them, it can precisely infer user click coordinates. Furthermore, our attack works with both stylus and fingers as input devices. The hover technology gained popularity when Samsung, one of the most prominent players in the mobile market nowadays, adopted it in its Galaxy and Note series. So, the attack can potentially affect millions of users [5, 6, 11, 15]. Moreover, it is expected that the hover will be deployed even more widely in the future.

To evaluate our attack, we implemented *Hoover*, a proof-of-concept malicious application that continuously runs in the background and records the hover input of all applications, system-wide. However, to realize our attack we had to overcome a number of technical challenges. Our initial experiments with the hover technology showed that hover events, unexpectedly, are most of the time not acquired directly over the point where the user clicked. Instead, the events were scattered over a wide area of the screen. Therefore, to successfully predict input event coordinates, we first needed to understand how users interact with smartphones. For this purpose we performed a user study with 40 participants interacting with a device with *Hoover* on it in three different use-case scenarios: General clicking on screen, typing regular text in the English language, and typing a password-like randomly generated alphanumeric strings. The hover events acquired by *Hoover* were then used to train a regression model to predict click coordinates and a classifier to infer the keyboard keys typed.

We show that our attack works well in practice. It infers general user finger taps with an error of 100px. In case of stylus

as input device, the error drops down to just 2px. Whereas, when applying the same adversary to the on-screen keyboard typing use-cases, the accuracy of keyboard key inference results of 98% and 79% for stylus and finger, respectively.

A direct implication of our attack is compromising the confidentiality of all user input, system-wide. For example, *Hoover* can record various kinds of sensitive input, such as pins or passwords, as well as social interactions of the user (e.g., messaging apps, emails, and so on). However, there are also alternative, more subtle, implications. For example, using similar techniques employed by *Hoover*, the adversary can deduce the app the user is interacting with. Accordingly, it can launch targeted phishing or UI redressing attacks (e.g., to mobile online banking apps, etc.). Lastly, the approach in *Hoover* can also be exploited to profile the way the device owner interacts with the device—i.e., generate a biometric profile of the user. This profile can be used to restrict the access to the device owner only or to help an adversary bypass existing biometric-based authentication mechanisms.

We provide with a list of possible countermeasures against our attack. We also show that, what might seem as straightforward fixes, either cannot protect against the attack, or severely impact the usability of the system or of the hover technology.

To summarize, in this work we make the following contributions:

- Introduce a new and powerful user-input inference attack for the Android OS based on hover technology. The attack works system-wide and is general enough to infer all kind of clicks performed by the user.
- Present an implementation of the approach and ideas of our attack within *Hoover*, a proof-of-concept Android malware.
- We evaluate the accuracy of *Hoover* in 3 different use-case scenarios: (i) General user clicks on screen, (ii) typing of regular text, and (iii) typing of passwords with the on-screen keyboard. The experiments include two different Android devices and regard 40 users that we recruited on purpose for our evaluation.
- Argument on the implications of our adversary and its potential to launch a number of other attacks including phishing, user profiling, UI redressing, and so on.
- Discuss and present a number of possible countermeasures together with corresponding advantages and disadvantages to both the user security and system usability.

The rest of this paper is organized as follows. In Section II we describe background concepts regarding the hover technology and the view UI components in the Android OS. Section III states the problem considered in this work and describes our attack on a high-level. Successively, in Section IV we present the implementation details of *Hoover* and its evaluation. Our attack implications are then discussed in Section V, while the possible countermeasures are presented in Section VI. Finally, Section VII reviews related work in the area, and Section VIII concludes the paper and outlines future work.

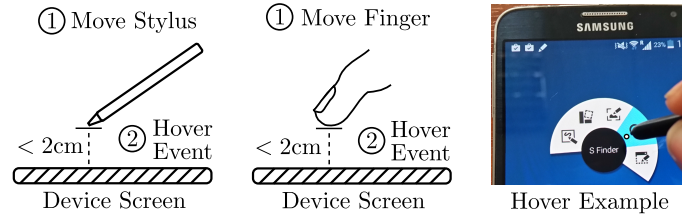


Fig. 1. Hover (floating touch) technology. The input device creates a special class of events (hover events) without physically touching the device screen. The rightmost part shows the hover technology in use. The user is interacting with the phone without the input device physically touching the device screen.

II. BACKGROUND

In this section we provide some background on the hover technology and the Alert Windows, a very common UI element used by many mobile apps in Android.

A. Hover Events in Android

The Hover (or floating touch) technology enables users to interact with mobile devices without physically touching the screen. We illustrate the concept in Figure 1. This technology was first introduced by the Sony Xperia Device [29] in 2012, and is achieved by combining mutual capacitance with self-capacitance sensing systems. After the introduction by Sony, the hover technology was adopted by Asus in its Fonepad Note 6 device in late November 2013. It finally took over when Samsung, one of the biggest players in the smartphone market, adopted it in a series of devices including the Galaxy S4, S5, and the Galaxy Note [27]. Samsung alone has sold more than 100M devices supporting the hover technology [5, 6, 11, 15]. All these devices are a potential target of the attack described in this paper.

The hover is handled by the system as follows: When the user interacts with the mobile, the system is able to detect the position of the input device before touching the screen. In particular, when the input device is hovering within 20mm from the screen (see Figure 1), the operating system triggers a special type of user input event—the *hover event*—at regular intervals. Apps that catch the event can gain from it the precise location of the input device over the screen in terms of x and y coordinates. Once the position of the input device is captured by the screen’s sensing system, it can then be dispatched to View Objects—Android’s building blocks for user interface—listening to the event. More in details, the flow of events generated by the OS while the user hovers and taps on the screen are as follows: The system starts firing a sequence of *hover events* with the corresponding (x, y) coordinates, when the input device gets close to the screen (less than 20mm). A *hover exit* event followed directly by a *touch down* event are fired when the screen is touched or tapped, followed by a *touch up* event notifying about the end of the touch. Afterwards, another series of *hover events* with relative coordinates are again fired as the user moves the input device away from the touching point. Finally, when the input device leaves the hovering area, i.e., is floating higher than 20mm from the screen, a *hover exit* event is fired.

B. View Objects and Alert Windows in Android

The Android OS handles the visualization of system and app UI components on screen through the `WindowManager` Interface [4]. This interface is responsible for managing and generating the windows, views, buttons, images, and other floating objects on the screen. Depending on their purpose, the views can be generated so to catch hover and touch events (active views, e.g. a button), or not (passive views, e.g. a mere image). A given view's mode can be changed, however, from passive to active, and so on, through the set (unset) of specific flags by the `updateViewLayout()` API of the `WindowManager` Interface. In particular, to make a view passive, one has to set the `FLAG_NOT_FOCUSABLE` and `FLAG_NOT_TOUCHABLE`. The first flag avoids that the view blocks possible touch events meant to writing textboxes of other apps that are underneath the view. The second flag disables the ability to intercept any touch or hover event. These two flags make so that a static view does not interfere with the normal usage of the device, even though it is always present on top of any other window. In addition, a given view can also be able to just know when, somewhere on screen and outside the view area, a click was issued; without knowing the where (the exact position) of the click. This is made possible by setting the `FLAG_WATCH_OUTSIDE_TOUCH` parameter of the view.

Alert windows are views with a particular feature: When created, even from a background service, the OS puts them on top of every other object, including those by of the current foreground app—the one the user is actually interacting with [1]. To generate alert windows the `WindowManager` interface exploits the `SYSTEM_ALERT_WINDOW` permission, that must be held by the service that creates the view. This permission is used by off-the-shelf apps like Text Messaging or Phone to show information related to the cost of the last text message or telephone call. Most importantly, the permission is very common to many apps on Google Play, as it enables users to quickly interact with a given app while they are using another one. An example is the Facebook Messenger's "chat head" feature, that let the user reply to her friends outside the Messenger app. Among the very popular apps that use the `SYSTEM_ALERT_WINDOW` permission are also Facebook for mobile, Skype, the Telegram Messenger, and the Cut the Rope game. These apps alone have recorded billions of installs on Google Play. In addition, a search of the Play market through the IzzyOnDroid online crawler [16] reveals that there are more than 600 apps with hundreds of millions of downloads each that require `SYSTEM_ALERT_WINDOW` to be installed. These numbers show that this permission is not perceived as harmful by the users.

III. OUR ATTACK

The goal of our attack is to track every click the user makes with both high precision (e.g., low estimation error) and high granularity (e.g., at the level of pressed keyboard keys). The attack should work with either finger or stylus as input device, while the user is interacting with a device that supports the hover feature. Furthermore, the attack should not be detected by the user, i.e., the attack should not obstruct normal user interaction with the device in any way.

Before describing our attack, we state our assumptions and adversarial model.

A. Assumptions and Adversarial Model

We assume the user is operating a mobile device that supports the hover technology. The user can interact with the mobile with either a stylus, or a single finger, without any restrictions.

We consider the scenario where the attacker controls a malicious app installed on the users device. The goal is to violate the confidentiality of user input without being detected. The malware has access to two permissions only: The `SYSTEM_ALERT_WINDOW`, a permission common in popular apps, as discussed in the previous section, and the `INTERNET` permission—so widespread that Android designated it as a `PROTECTION_NORMAL` protection level [3]. This indicates that it is not harmful and is granted to all apps that require it at install time.

B. Attack Overview

To track the input device, immediately after a user clicks, we exploit the way Android OS delivers hover events to apps. When a user clicks on the screen, the following sequence of hover events with corresponding coordinates and time stamps is generated (see Section II): *hover(s)* (input device floating); *hover exit* and *touch down* (on click); *touch up* (end of click); *hover(s)* (input device floating again).

The above sequence already shows that, just by observing hover events, one could infer when and where the user clicked. To observe these events, a malicious application can generate a transparent alert window *overlay* (if it holds the `SYSTEM_ALERT_WINDOW` permission), which covers the whole screen. Recall that, the alert window components are placed on top of any other view by the Android system (see Section II). Once created, the overlay could catch the sequence of hover events fired during clicks and would be able to track the input device. However, doing so in a stealthy way, without obstructing the interaction of the user with the actual app he is using (the foreground 'victim' application), is not trivial. The reason is that Android sends *hover events* only to those views that receive *touch events*. In addition, the system limits the "consumption" of a touch stream, all events in between including *touch down* and *touch up* to one view only. So, a transparent and malicious overlay tracking the input device would either catch both hovering coordinates (through the *hover events*) and the touch, thus impeding the touch to go to the victim app, or none of them, thus impeding the malware to infer the user input.

C. Achieving stealthiness

It is clear that the malicious app controlled by the adversary cannot directly and stealthily observe click events. We show that, instead, it can infer the clicks stealthily by observing hover events preceding and succeeding each user click. By doing so accurately, the adversary will be able to understand and infer the user input to the device without interfering with user interaction.

In more details, our attack is constructed as follows: The malicious app generates a fully-transparent alert window overlay which covers the entire screen. The overlay is placed by the system on top of any other window view, including

that of the app that the user is using. Therefore, the malware, thanks to the overlay, can track the hover events. However, the malicious view should go from *active* (catch all events) to *passive* (let them pass to the underneath app) in a “smart way” in time, so that the touch events go to the real app while the hovering coordinates are caught by the malware. The malware achieves this by creating and removing the malicious overlay appropriately, through the WindowManager APIs, in a way that it does not interfere with the user interaction. This procedure is detailed in the next section.

D. Catching Click Times and Hover Events

We implement our adversary (malware) as a background service, always up and running on the victim device. That said, the main challenge of the malware is to know the exact time when to switch the overlay from *active* (add it on screen) to *passive* mode (remove it), and back to *active* mode again. Note that, to guarantee the attack stealthiness, we can catch hover events only. Not the ones that regard the actual touch, which should go to the app the user is interacting with. Therefore, foreseeing when the user is going to stop hovering the input device in order to actually click on the screen is not simple. We approach the issue in the following way: Through WindowManager the malware actually makes use of two views. One is the fully transparent alert window overlay mentioned earlier in this section. The second view, that we call *listener*, and has a size of 0px—it does not catch neither hover coordinates, nor clicks. It’s purpose is to give to the malware knowledge on when a click happens, only. The Hoover malware will then, use this information, to remove/re-create the transparent overlay.

The listener view has FLAG_WATCH_OUTSIDE_TOUCH activated, which enables it to be notified each instant a click happens on screen. Then, the malware engages the two views during the attack as follows:

1) *Inferring Click Times*: Every user click happens outside the listener view—it has a size of 0px. In addition, this view has the FLAG_WATCH_OUTSIDE_TOUCH set, so it is notified by the system when the click’s corresponding *touch down* event is fired. As a result, the malware infers the exact timestamp of the click, though it cannot know its position on the screen just yet (see Step 1 in Figure 2).

2) *Catching Post-click Hover Events*: This stage follows the previous one—the click time detection—with the goal to infer the click position. This is done through the activation of the whole-screen transparent overlay, which is then used to grab the hover events that succeed the click. However, the malware activates the overlay only after the previous phase: When the *touch down* event has already been fired and the click has already been intercepted by the application the user was interacting with (see Step 2 in Figure 2). This guarantees that the attack does not interfere with the normal usability of the device. The overlay, from that moment on, intercepts the hover events fired as the input device moves away from the click’s position and towards the next screen position the user intends to click on (see Step 3 in Figure 2).

Differently from the listener view, which cannot interfere with the user-device interaction because of its size (0px), the overlay cannot be always active (present on screen). Otherwise

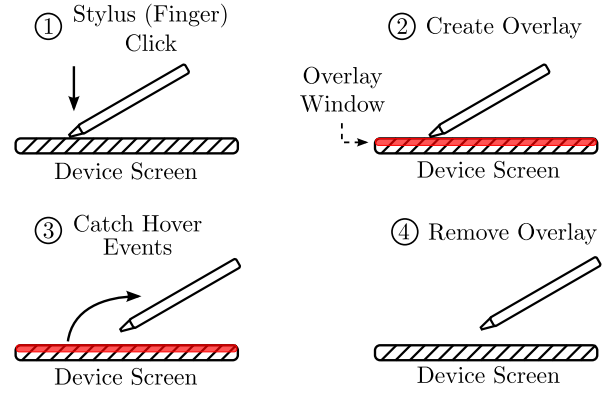


Fig. 2. Hoover catching post-click hover events with the transparent malicious overlay.

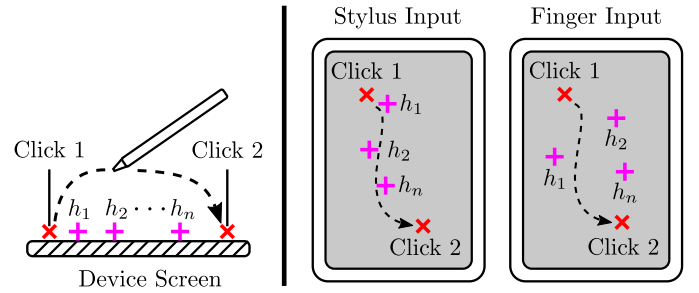


Fig. 3. Example of post-click hover events collected by Hoover. In case of stylus input (center), the post-click hover events (h_1, h_2, \dots, h_n) captured tend to follow quite faithfully the stylus path. In case of a finger, the captured hover events are scattered over a wider area and are rarely directly over the click points.

it will obstruct the next clicks of the user intended for the app she is using. At the same time, the overlay must remain active long enough to capture number of hover events succeeding the click sufficient enough to perform an accurate click location inference. Our experiments show that, with the devices considered in this work, hover events are fired every 19ms in average by the system. In addition, we find that a 70ms of activation time is a good trade-off between catching enough hover events for click inference and not interfering with the user-device interaction. This includes additional usability features of apps, different from actual clicks, like e.g. the visualization of hint words when the finger is above a button while typing on the keyboard. After the activation time elapses, the overlay is removed again (see Step 4 in Figure 2).

E. Inferring Click Positions From Hover Events

At this stage, the malware has collected a set of post-click hover events for each user click. Starting from the information collected, the goal of the attacker is to infer the position of each user click as accurately as possible. A solution could be to determine the click position based on the position of the first post-click hover event only. While this approach works well with stylus clicks, it is not good enough to determine finger clicks. The reason is that the stylus, having a smaller pointing surface, generates hover events which tend to follow the trajectory of user movement (see Figure 3). As a result, also

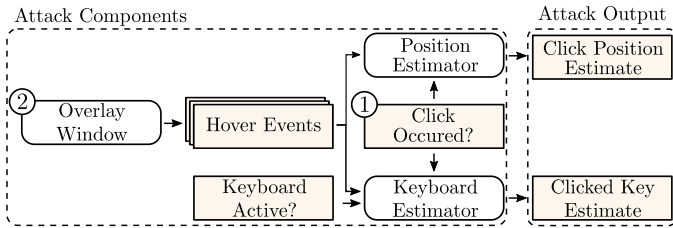


Fig. 4. Overview of the attack. Overlay windows catch hover events and detect when a click has occurred. The hover events are then fed to the position estimator (the regression model) which produces an estimate on where the click occurred (x and y coordinates). In case of an on-screen keyboard attack, the classifier estimates which key was clicked.

the first post-click hover (respectively, the last pre-next click hover) tend to be very close the corresponding clicked position. Conversely, the surface of the finger is considerably larger than that of the stylus pointer. Therefore, hover events, including post-click ones, do not follow that precisely the trajectory of the movement, as in the stylus case. In fact, this was also confirmed by our initial experiment results that also showed that the position of the first post-click hover captured is rarely strictly over the position of the click itself.

For this reason, to improve the accuracy of click inference of our approach we decided to employ machine learning tools which consider, not only just the first post-click hover event, but all those captured in the 70ms of the activation of the overlay (see Figure 4 for a full attack overview). In particular, for the general input-inference attack we employ a *regression model*. For the keyboard-related attacks (key inference) we make use of a classifier. On a high level, given the set of post-click captured hover events (h_1, h_2, \dots, h_n), a regression model answers the question: “Which is the screen position clicked by the user?”. Similarly, the classifier outputs the key that was most likely pressed by the user. To evaluate our attack we experimented with various regression and classifier models implemented within the analyzer component of the attack using the scikit-learn [23] framework. We report the result in the next section.

In our initial experiments, we noticed that different users exhibit different hover event patterns. Some users moved the input devices faster than others. In case of fingers, the shape and size of the users’ hands resulted in significantly different hover patterns. To achieve accurate and robust click predictions, we need to train our regression and classifier models with data from a variety of users. For that purpose, we performed two user studies that we describe in the next section.

IV. EVALUATION

A. The Attack (Malware) Prototype and Experimental Setup

To evaluate the attack presented in this work we implemented a prototype for the Android OS called the *Hoover*. The prototype operates in two logically separated steps: It first collects hover events (as described in III) and then analyzes them to predict user click coordinates on screen. We implemented the two steps as two distinct components. Both components could easily run simultaneously on the user device. However,

Device Type	Operating System	Input Method
Samsung Galaxy S5	Cyanogenmod 12.1	Finger
Samsung Galaxy Note 3 Neo	Android 4.4.2	Stylus

TABLE I. SPECIFICS OF THE DEVICES USED IN THE EXPERIMENTS. THE LAST COLUMN SHOWS THE INPUT METHOD SUPPORTED BY THE DEVICE.

in our experiments we opted for their functional split, as it facilitates our analysis: The hover collecting component was implemented as a malicious Android app and runs on the user device. The analyzer, from the other side, was implemented in Python and runs on our remote server. The communication among the two is made possible through the `INTERNET` permission held by the malicious app, a standard permission that now Android grants by default to all apps requesting it, without the user intervention.

We found that, uploading collected hover events on the remote server does not incur a high bandwidth cost. For example, we actively used a device (see Table I) for 4 hours, during which our malicious app collected events. The malware collected hover events for approximately 3,800 user clicks. The size of the encoded hover event data is 40 Bytes per each click and the total data to be uploaded amounts to a modest 150kB. We obtained this data during a heavy usage of the device and the numbers represent an upper bound. So, we believe that, in a real-life usage scenario, the average amount of clicks collected by a standard user will be significantly less.

Finally, for the experiments we recruited 40 participants, whose demography is detailed in the next section. The evaluation of Hoover was done in different attack scenarios: A general scenario, in which we assume the user is clicking anywhere in the screen and two more specific scenarios targeting on-screen keyboard input of regular text and random alphanumeric and symbol strings. In all scenarios Hoover is evaluated in terms of accuracy to infer the click coordinate. We performed a large number of experiments with both input methods, the stylus and the finger, and on two different devices whose specifics are shown in Table I. However, the ideas and insights on which Hoover operates are generic and do not rely on any particularity of the devices. Therefore, we believe that it will work just as well on other hover-supporting Android devices.

B. Participant Recruitment and Use-case Scenarios

In this section we describe in details each use-case scenario and on the participants recruited for the evaluation of our attack.

1) *Use-case I: Generic Clicks*: The goal of the first use-case scenario was to collect information on user clicks anywhere on screen. For this, the users were asked to play a custom game: They had to recurrently click on a ball shown on random positions on the screen after each click. This use-case scenario lasted 2 minutes.

2) *Use-case II: Typing Regular Text*: The second use-case scenario targeted on-screen keyboard input. The participants were instructed to type a paragraph from George Orwell’s

	Gender		Education			Age			Total
	M	F	BSc	MSc	PhD	20-25	25-30	30-35	
Use-case I	15	5	3	5	12	7	7	6	20
Use-case II	15	5	3	5	12	7	7	6	20
Use-case III	13	7	5	4	11	6	9	5	20

TABLE II. DEMOGRAPHICS OF THE PARTICIPANTS IN OUR EXPERIMENTS.

“1984” book. Each paragraph contained, on average, 250 characters of text in the English language, including punctuation marks.

3) *Use-case III: Typing Password-like Strings*: This third use-case was added in a second moment. It again regarded on-screen keyboard input. However, this time the users were asked to type strings of random characters, instead of English text. Each string had a length of 12 characters, that contained combinations of symbols and alphanumeric keys. The goal was to simulate a scenario in which the user is typing a password. An example string looked as follows: “&!c\$\$/7#/\$;#”. Every time the users had to type a symbol character, they had to click the `SYMBOL` key to switch to the second layout of the keyboard, and vice-versa.

Each use-case scenario was repeated 3 times by the participants. In the first iteration they used their thumb finger as input device. In the second iteration they used their index finger, whereas in the third and last one, the stylus. During each use-case and corresponding iterations we recorded all user click coordinates and hover events that followed them.

4) *Participant Recruitment*: For the experiments we enrolled a total of 40 volunteers from a university campus. We present the demographic details of our participants in Table II. It is worth noting that no private user information was collected at any point during the experiments. The initial 20 people were enrolled for the first two use-cases: The general on-screen click setting and the input of regular English language text. Later on, we decided to add the third use-case to the evaluation, the random (e.g. password) input. Therefore, we enrolled another 20 volunteers that carried out the corresponding experiments. However, we payed attention that their profile was very similar to the participants in the first group (see Table II). The users operated on the devices of our testbed (see Table I) with the Hoover malware running in the background. Our set of participants (see Table II) includes mainly younger population whose input will typically be faster; we therefore believe that the Hoover accuracy might only improve in the more general population. This, we plan to evaluate in more detail as a part of our future work.

As a result of our on-field experiments with the 40 participants, we collected approximately 24,000 user clicks. Furthermore, the malware collected hover events for 70ms following each click. Approximately 17,000 clicks were of various keyboard keys, while the remaining 7,000 clicks were collected from users playing the ball game.

C. Duration of Post-click Hover Collection Events

A first aspect to investigate is for how long the Hoover should keep the malicious overlay active without obstructing the next click issued by the user. The results showed that,

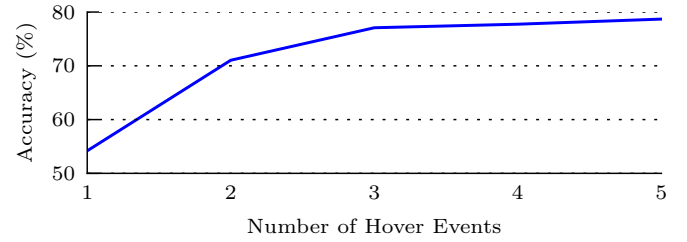


Fig. 5. The input-inference accuracy in dependence of the number of post-click hover events considered.

95% of the cases, the inter-click time (interval among two consecutive clicks) is larger than 180ms.

Then, we investigated on how the number of post-click hover events impacts the prediction accuracy. For this reason, we performed a preliminary experimental study with just two participants. The initial results showed that the accuracy increases with the increasing of the number of hover events considered. However, after the first 4 events, the accuracy gain is less than 1% (see Figure 5). Therefore, for the evaluation of the Hoover prototype we choose to exploit the 4 post-click hover events only. This choice impacted the time that Hoover keeps the malicious overlay active for (i.e., its post-click hover event collection time). Indeed, we observed that 70ms were more than enough, as the first 4 post-click hover events were always fired within 70ms after the user click.

Lastly, note that our choice of 70ms is quite conservative when compared with the 180ms of inter-click time observed in our experiments. However, as we will see in the next sections, the prediction results with the Hoover prototype are quite high. On the one hand, a longer collection time would increase the number of post-hover events captured. This could improve the accuracy of the regression and classifier in inferring user input. On the other hand, a static, longer collection time risks exposing the adversary to users whose click speed is very high—higher than those of the users in our experiment. That said, a more sophisticated adversary could start off with an arbitrarily short collection window and dynamically adapt it to the victim’s typing speed.

D. Evaluation of the Hoover Accuracy in User-click Inference

Here we present the experimental results regarding the effectiveness and precision of Hoover to infer the coordinates of user clicks. Once Hoover obtains the post-click hover events from the user, it sends them to the machine-learning based analyzer running on the remote server (see Section III-E).

1) *Inferring the Coordinates of General User Clicks*: The analyzer employs a regression model to infer the user click position on screen. Intuitively, the accuracy of the results depends on the model used for the prediction. Therefore, we experimented with a number of different models. In particular, we used two linear models (Lasso and linear regression), a decision tree, and an ensemble learning method (random forests) [23].

The input to each model was, for every subject (user) and click, the (x, y) coordinates of the post-click hover events

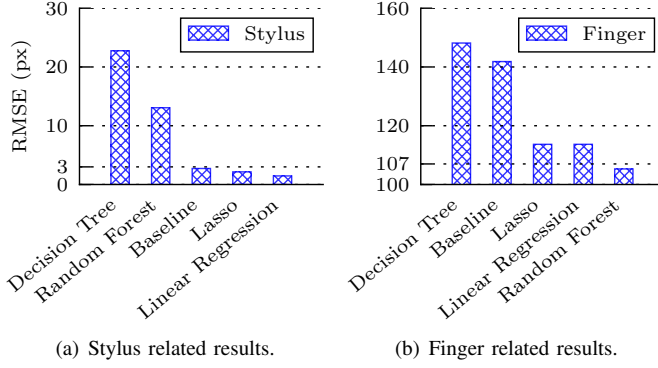


Fig. 6. Predicting click positions. We present the results of different regressions models using Root Mean Square Error (RMSE) as the metric. Results are obtained using leave-one-out cross-validation.

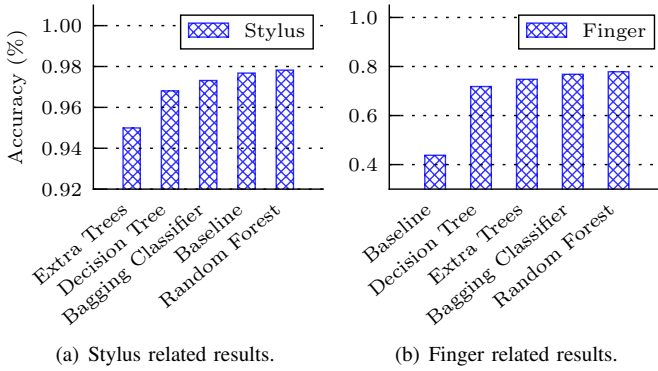


Fig. 7. Accuracy in predicting the keyboard keys clicked by the user. The best model (random forest) achieves 98% (stylus) and 79% (finger) accuracy using 10-fold cross-validation. The standard deviation of the values with all models is $\leq 1\%$.

captured by Hoover (see Section III). The output consists of the coordinates of the predicted click position. As a benchmark, we exploit a straightforward strategy that outputs the coordinates of the first post-click hover event observed.

We used the leave-one-out cross-validation; i.e., for every user click validated the training was done on all other samples (user clicks). The prediction result for all click samples in our dataset obtained with the 40 participants in the experiment are presented in Figures 6(a) and 6(b) for respectively the stylus and the finger used as input methods. We see that the various regression models perform differently, in terms of Root Mean Square Error (RMSE).

First, we observe that, for all regression models, the finger-related results are less accurate than the stylus related ones. This is expected, as the hover detection technology is more accurate with the stylus (the hover events follow its movement more faithfully) than with the finger (its hover events are more scattered over the phone’s screen). Nonetheless, in both cases the prediction works quite well. In particular, we note that the estimation error with the stylus drops down to just 2 pixels. Consider that the screen size of the Note 3 Neo, the smallest device used in the experiments, is of 720×1280 px.

Lastly, we note that, in the stylus case (see Figure 6(a)) simple linear models perform better than more complex ones. This is not the case when the finger is used as an input device (see Figure 6(b)). Indeed, in this case the best predictions are given by the complex Random Forest model, which is followed, by the linear regression. We believe that this is again due to the highest precision with which stylus hovers are captured by the screen w.r.t. those issued by the finger.

2) *Inferring the On-Screen Keyboard Typed Input:* To infer the keys typed by the users in the keyboard-based use-cases we could follow a straightforward approach. First, infer the corresponding click coordinates with the previous methodology. Observe that the predicted click coordinates fall within some key’s area. Output that key as the prediction result.

As discussed in the previous section, the click prediction in the stylus case and with the linear regression model results being very accurate—only a 2px error within the actual click coordinate. So, the above straightforward solution might work well for the stylus. However, the procedure is not fit for the finger case, where the error to predict the coordinates of the clicks is considerably larger (see Figure 6). For this reason, we take an alternative approach and pose the question as the following classification problem: “Given the post-click hover events observed, which is the keyboard key pressed by the user?”. Again, we experimented with various classification models: Two based on trees (decision trees and extra trees), the Bagging Classifier, and the random forest approach [23]. Similarly to the regression case, we use a baseline model as a benchmark. The baseline simply transforms the coordinates of the first post-click hover event into the key they correspond to (whose area they fall within). The results are presented in Figure 7 for both the stylus and the finger.

First, we observe that key-prediction results are quite accurate—79% for the finger (see Figure 7(b)) and up to 98% for the stylus (see Figure 7(a))—and that the random forest approach is the one with the highest prediction accuracy.

Additionally, the baseline approach yields a 97% of accuracy with the stylus, the more precise input device in terms of hovers, as already discussed in the previous section. Although, the random forest model increases the result by additional 1%. The performance gap between the baseline and the more complex random forest approaches increases significantly with the finger, however. Indeed, it passes from 40% (baseline) to 79% (random forest).

E. Distinguish Keyboard Input from Other Clicks

Hoover collects all kind of user input. So, it needs to differentiate among on-screen keyboard taps and other types of clicks. One possible way is through side channels. Previous work [8] has shown that the public `/proc` folder is a reliable source of information to infer the status of other running apps. On Android, the on-screen keyboard is a separate app. So, Hoover could employ techniques similar to [8] to understand when the user is typing. However, we cannot just rely on the approach that uses the `/proc` for the keyboard detection for two reasons. First, it is not fully accurate [8], and it presents both false positives and negatives, which might diminish our attack’s accuracy. Second, we cannot be sure that the `/proc` folder will always be freely accessible. Indeed, the operating

system might restrict its access through a specific permission, or worse, remove completely its access for security purposes.

We, therefore, implement a simple heuristic for this problem. The heuristic exploits the fact that the on-screen keyboard is shown at the bottom of the device’s screen. Therefore, when a user is typing, the clicks are mostly directed towards the small screen area covered by the keyboard. A straightforward methodology is to employ an estimator to distinguish, among all user clicks, those that target keyboard keys. This solution would never present false negatives. However, it could result in some false positives. Indeed, a user could click on the lower part of the screen for many purposes: While playing a game that involves clicks, to start an app whose icon is located in that area, and so on.

To filter out clicks that could yield false positives we further refine our heuristic. The idea is simple: If the user is actually typing, it will issue a large number of consecutive clicks on the lower part of the screen. So, we filter out click sequences that produce text shorter than 4 chars—these sequences are too short to be usernames or passwords. In addition, we empirically observed that, after the user clicks on a textbox to start typing, at least 500ms elapse till she types the first key. This is, indeed, the time needed by the keyboard service to load it on the screen. We added the corresponding condition to our heuristic in order to further reduce the false positives.

We evaluated the simple and refined heuristic on data gathered for 48 hours from a phone in normal usage, e.g. chatting, browsing, calling, etc. The data consist of all clicks and their respective events fired by the system, as well as timestamps of the moments when the user starts (and stops) interacting with the keyboard. Both heuristic versions have a 0 rate of false negatives (missing typed chars). The simple version has a false negative rate of 14.1%, whereas the refined version drops it down to 10.76% (a 33% improvement).

We implemented the heuristics only as a proof-of-concept. We believe that, a more sophisticated refinement that includes also the difference between typing and clicking touch times (for how long the user leans the input device on screen during clicks) could considerably lower the false positive rate. However, these improvements are out of the scope of this work.

F. Further Attack Improvements

The experimental results presented in this section showed that hover events can be used to accurately infer user input, being it general click positions or keyboard keys. One is to dynamically adapt the post-click hover event collection time to the user click speed, as mentioned earlier in this paper (see Section IV-C). In this section we list other two ways that, in our belief, could improve the attack and its accuracy.

Language model. In our evaluation, we considered the worse case scenario, where the attacker does not make any assumptions on the language of the input text. Although the text typed by the users in the experiments was in English, it could have been in any arbitrary language. In fact, the goal of the experiment was just to collect data on user clicks and hover events, irrespective of the typing language. A more sophisticated attacker could first detect the language the user is typing in. Then, after the key inferring methods we described,

apply additional error correction algorithms to improve the accuracy.

Per-user model. In our evaluation both the regression models and classifiers were trained on data obtained from all users. I.e., for each strategy we created a single regression and classification model that was then used to evaluate all users. But, it is reasonable to think that, a per-user model could result in a considerably higher accuracy. We could not fully verify this intuition on our dataset as we did not have long enough per-user data on all participants. However, we did a preliminary evaluation on the two users with the most data points: 411 clicks for user 1 and 1,399 for user 2. The result with separate per-user model training showed a considerable improvement, particularly with the finger typed input. Indeed, The accuracy of keyboard key inference increased from 79% (all users) to 83% for the first user and 86% for the second one.

V. IMPLICATIONS OF THE ATTACK

The output of our attack is a stream of user clicks inferred by Hoover with corresponding timestamps. In the on-screen keyboard input use-case scenario, the output stream can be converted into keyboard keys that the user has typed, either using our trained classifier or other alternative means (see Section IV-E). In this section we discuss possible implications of the attack or of the techniques and ideas exploited therein.

A. Violation of User Privacy

A first and direct implication of our attack is the violation of user privacy. Indeed, a more in-depth analysis of the stream of clicks could reveal many sensitive information regarding the device owner. To see why, consider the following output of our attack:

```
john doe<CLICK>hey hohn,  
tomorrow at noon, downtown  
starbucks is fine with me.<CLICK>  
<CLICK>google.com<CLICK>paypal  
<CLICK>jane.doe<CLICK>hanel984
```

From a quick glance at the sequence we quickly understand that the first part of the corresponding user click operations were to either send an email or a text message. Not only that, but we also understand who is the recipient of the message—probably John—that the user is meeting with him the next day, and we uncover the place and the time of the meeting. Similarly, the second part of the sequence shows that the user googled the word `paypal` to quickly find the corresponding website, that she most probably logged in in it afterwards, that her name is Jane Doe and that her credentials for accessing her paypal account are probably `jane.doe` (username) and `jane1984` (password). This is just a simplified example that shows how easily Hoover, starting from just a stream of user clicks, can infer very sensitive information about a user.

Another thing to observe by the above example is that the output contains errors regarding the letters “j” and “h”—the corresponding keys are close on the keyboard. However, since the text is in the English language, very simple techniques based on dictionaries can be applied to it to correct the error. If the text containing the erroneously inferred key was a password—typically with more entropy—dictionary based

techniques would not work just as well. However, in these cases we can exploit another aspect: The movement speed, angle, and other possible features that define the particular way each user moves her finger or the stylus to type on the keyboard. It is very likely that this particularity impacts the key-inference accuracy of Hoover and that makes so that a specific couple of keys, like “j” and “h”, tend to be interchanged. With this in mind, from the example above we can easily deduce that Jane’s password for the `paypal` account is very likely to be `jane1984`.

A deep analysis of the impact of user habits in Hoover’s accuracy is out of the scope of this work. Nonetheless, it can give an idea on the strength and the pervasiveness of our attack.

B. Advanced Analysis of Target Applications

There are other, more subtle, potential uses of the sequence of user input events that Hoover collects. For example, from the click streams the adversary can uncover the foreground app (the one the user is currently interacting with). This can be done by inferring which app icon was clicked on the main menu of the device or by fingerprinting the interaction between the user and the target application. Indeed, every application can be potentially associated to its unique input pattern. Once the foreground app—the one the user just started—is known, the adversary can launch other, even more invasive and damaging attacks that target the particular application like UI redressing or phishing.

C. User-biometrics Information

So far we have just discussed what an adversary can obtain by associating the user click streams stolen by Hoover to their semantic (e.g. apps started, text typed, messages exchanged with friends, and so on). But, the data collected by Hoover has a lot more potential than just this. In fact, it can be used to profile the way a user clicks or types on her device. In a word, Hoover can potentially deduce user biometric information regarding her interaction with the device. All this is possible thanks to the timestamps of clicks collected by the listener view of Hoover.

The listener view in Hoover obtains timestamps each time a hover event is fired in the system. In particular, it obtains timestamps for events of the type *touch down* (the user clicks) and *touch up* (the user removes the input device from the screen). These timestamps allow Hoover to extract the following features: (i) the click duration (ii) the duration between two consecutive clicks, computed as the interval between two corresponding *touch down* events (iii) hovering duration between two clicks, computed as the interval between a *touch up* event and the next *touch down* event. These features are the fundamentals for continuous authentication mechanisms based on biometrics of the user [26, 32]. In addition, the mechanisms proposed in [26, 32] require a system level implementation, which can be tricky and very add complexity to existing systems. To the best of our knowledge, Hoover is the first app-layer that offers a real opportunity for biometric-based authentication mechanisms. Hoover can continuously extract features from clicks to authenticate the device owner and differentiate her from another user, e.g. a robber who stole the device. In addition, to further protect user data in case of

robbery, Hoover could be granted the *Device Administration* permission. This permission would allow it to lock or wipe the data on the device and take actions based on the owner preferences whenever Hoover detects that the current user is not the actual device owner.

While biometric-related information is a powerful mean for authentication, the same information could also be misused in order to damage the user. For example, the authors in [18] show how, an adversary holding a large set of biometric-related information on a victim user, can use it to train and bypass biometric-based authentication tools. In this view, Hoover’s potential to profile the way a user types, could also be exploited to actually damage her in the future.

VI. POSSIBLE COUNTERMEASURES

The success of the attack we described relies on a combination of an unexpected use of hover technology and alert window views. Here we review possible countermeasures against this attack and we show that, what might seem straightforward fixes, either cannot protect against the attack, or severely impact the usability of the system or of the hover technology.

A. Limit Access to Hover Events

The attack presented in this paper exploits the information dispatched by the Android OS regarding hover events. In particular, the hover coordinates can be accessed by all views on the screen, even though they are created by a background app, like Hoover. This feature is the one that enabled us to accurately infer user input, as explained earlier in this paper. One possible way to mitigate the attack is to limit the detection of hover events only to components (including views) generated by the application running in the foreground. In this way, despite the presence of the invisible overlay imposed by Hoover (running in the background), the attacker would not be able to track the trajectory of the movement while the user is typing. However, this restrictive solution could severely impact the usability of existing apps that use, in different ways, alert windows for a better user experience. An example is the ChatHead feature of the Facebook’s Messenger application: If not enabled to capture hover events, this feature would be useless as it would not capture user clicks neither. Recall that, a view either registers both clicks (touches) and hover events, or none of them at a single time.

Another possibility would be to decouple hover events from click events, and limit the first ones only to foreground activities. This solution would add complexity to the hover-handling components of the system and would require introducing and properly managing additional, more refined permissions. Asking users to manage (complex) permissions has shown to be inadequate - most users tend to blindly agree to any permission requested by a new app they want to install [17]. Not only users, but developers as well find already existing permissions too complex and tend to over-request permissions to ensure that applications function properly [9]. Given this, introducing additional permissions does not seem like the right way to address this problem in an open system such as Android.

B. The Touch Filtering Specific

Here we explain why this specific cannot be used to thwart our attack. First, we start off by shortly describing its functionality. The touch filtering is an existing Android OS specific that can be enabled or not for a given UI component, including a view. When enabled for a given view, all clicks (touch events) issued over areas of the view obscured by another service's window, will not get any touch events. I.e., the view will never receive notifications from the system about those clicks. Note that, if a component (view) is partially covered by another one, only the touches received on the covered area will be discarded. The touch filtering is typically disabled by default, but it can be enabled for components, including views, of a given app by calling `setFilterTouchesWhenObscured(boolean)` or by setting the `android:filterTouchesWhenObscured` layout attribute to true.

If the Hoover were to obstruct components during clicks, the touch filtering could have endangered its stealthiness—the underneath component to whom the click were intended to would not receive it, so the user would eventually be alerted. However, this is not the case, as the Hoover never obstructs screen areas during clicks. (Recall that, the malicious overlay is created and destroyed in appropriate instants in time, so to not interfere with user clicks III). So, even with the touch filtering enabled by default on every service and app, nor the accuracy, neither the stealthiness of the Hoover malware are affected.

C. Inform the User About the Overlay

The idea here is to make the views generated with `SYSTEM_ALERT_WINDOW` permission easily recognizable by the user by restricting their styling; e.g., imposing, at system level, a well-distinguishable framebox or texture pattern, or both. In addition, the system should enforce that all alert views adhere to this specific style, and forbid it for any other view type. The implementation of this solution could possibly alert the user about the presence of an attack like ours. However, countermeasures that add GUI components to alert a user about a possible attack (security indicators) have not been shown to be effective. This is confirmed by the findings of an extensive user study in [7]: even when the subjects are aware about the possibility of the attack and the countermeasure is in place, there is still 42% of users that keep using their device normally. Even if such solutions would be effective they would present a clear trade-off between security and Android aesthetic principles.

D. Protecting Sensitive Views

The idea is to forbid that a particularly sensitive view or component generated by a service, like, e.g., the keyboard during login sessions, or a install button of a new app, is overlaid by views of other services, including alert windows. A possible implementation of this solution could be the following: Introduce an additional attribute of the view class, which specifies whether a given instance of the class should or not be “coverable”. When this attribute is set to true, the system enforces any other screen object overlapping with it to be “pushed out” the specific view's boundaries; e.g., in another

area on the screen not covered by the view. Clearly, it would be a responsibility of the app-builder to carefully design her app and identify sensitive views that require the non-coverable attribute. In addition, these types of views should adhere to a maximum size and not cover the whole screen. Otherwise, it would not be possible for other services, including system ones, to show alert windows in presence of a non-coverable view.

E. Restricting Access to Trusted Applications and Services

Finally, Android could restrict apps from accessing features of the system that could be exploited in attacks at system level, rather than leaving the final decision at the hand of the user or developers. This approach is partially adopted by the iOS for certain sensors (e.g. the microphone), which is limited only to apps that necessitate it to function correctly. A possibility is to grant `SYSTEM_ALERT_WINDOW` permission only to system services, or to apps signed by the Android development team [2]. However, this access cannot be permanent as a malicious app could change its behavior in time. This means that some level of permanent monitoring would be needed at least upon updates. This solution is costly and might require manual intervention but, nonetheless, combined with user alerts could largely mitigate the attack.

It is clear from the above discussion that access to hover events needs to be handled carefully, taking into consideration both usability and security threats. However, it should not be ignored since it allows input inference at a very high level of granularity and with a very high accuracy.

VII. RELATED WORK

The main challenge to achieve the goal of inferring user input comes from a basic rule of Android: A click is only directed to (and thus captured by) one app only. However, existing works have shown that malware can use various techniques to bypass this rule and infer user input (e.g., steal passwords).

We can think of mobile application phishing [8] as a trivial case of input inference attacks, where the goal of the malware is to steal keyboard input (typically login credentials) of the phished application. Although effective when in place, a limitation of phishing attacks is their distribution. To spread the malware, the attacker commonly submits the app to official markets. However, markets can employ stringent checks on the apps and perform automated app analysis. Furthermore, and contrary to our techniques, phishing attacks need to be implemented separately for every phished app.

UI redressing (e.g., clickjacking) is another approach to achieve input inference on mobile devices [7, 14, 22, 24, 25, 31]. These techniques operate by placing an overlay window over some component of the application. When clicked, the overlay either redirects the user towards a malicious interface (e.g. a fake phishing login page), or intercepts the input of the user by obstructing the functionality of the victim application (e.g., an overlay over the whole on-screen keyboard). However, such invasive attacks disrupt the normal user experience: The victim application never gets the necessary input, which can alarm the users.

An alternative approach is to infer user input in a system-wide manner, by using side-channel data obtained from various sensors present on the mobile platform [10, 13, 19, 20, 21, 28, 30, 33], like accelerometers and gyroscopes. Reading such sensor data commonly requires no special permissions. However, such sensors provide signals of low precision which depend of environmental conditions (e.g. the gyroscope of a user that is typing on a bus in movement). The derived input position from such side-channels is therefore often not accurate enough to differentiate, e.g., which keys of a full on-screen keyboard were pressed. For example, the microphone based keystroke inference [21] works well only when the user is typing in portrait mode. In addition, its accuracy depends on the level of noise in the environment.

Contrary to related works, our attack does not restrict the attacker to a given type of click-based input (e.g., keyboard input inference only), but targets all types of user clicks. It does not need to be re-implemented for every target app, like phishing and UI redressing, as it works system-wide.

VIII. CONCLUSION AND FUTURE WORK

In this work we proposed a novel type of user input inference attack. We implemented *Hoover*, a proof-of-concept malware that records user clicks performed by either finger or stylus as input device, on devices that support the hover technology.

In contrast to prior works, our attack records all user clicks with both high precision (e.g., low estimation error) and high granularity (e.g., at the level of pressed keyboard keys). Our attack is not tailored to any given application, and operates in a system-wide manner. Furthermore, our attack is transparent to the user, as it does not obstruct normal user interaction with the device in any way.

The current limitation of hover technology is the inability to detect multiple input devices (e.g., fingers) at the same time. However, we believe that, as soon as multi-hovering is implemented on mobile devices, the attacks presented in this paper could easily be adapted.

In this work, we did not distinguish between specific fingers (e.g., thumb or index finger) as input methods. However, our initial experiments pointed out that training per-finger models increases the attack accuracy. Employing techniques for detecting which finger the user is using [12], and using the correct finger model could potentially improve the accuracy of our attack, and we leave this as future work.

REFERENCES

- [1] Android Developers. Manifest.permission. <http://goo.gl/3y0gpw>, accessed aug. 2016.
- [2] Android Developers. Permission elements. developer.android.com/guide/topics/manifest/permission-element.html, accessed aug. 2016.
- [3] Android Developers. Permissions. <https://developer.android.com/preview/features/runtime-permissions.html>, accessed aug. 2016.
- [4] Android Developers. WindowManager. <http://developer.android.com/reference/android/view/WindowManager.html>, accessed aug. 2016.

- [5] BGR. Sales of Samsungs Galaxy Note lineup reportedly top 40M. <http://goo.gl/ItC6gJ>, accessed aug. 2016.
- [6] BGR. Samsung: Galaxy S5 sales stronger than Galaxy S4. <http://goo.gl/EkyXjQ>, accessed aug. 2016.
- [7] A. Bianchi, J. Corbetta, L. Invernizzi, Y. Fratantonio, C. Kruegel, and G. Vigna. What the App is That? Deception and Countermeasures in the Android User Interface. In *Proceedings of the IEEE Symposium on Security and Privacy*, SP '15, 2015.
- [8] Q. A. Chen, Z. Qian, and Z. M. Mao. Peeking into your app without actually seeing it: Ui state inference and novel android attacks. In *Proceedings of the 23rd USENIX Security Symposium*, 2014.
- [9] A. P. Felt, D. Song, D. Wagner, and S. Hanna. Android Permissions Demystified. In *Proceedings of the 18th ACM conference on Computer and Communications Security*, CCS '12, 2012.
- [10] T. Fiebig, J. Krissler, and R. Hensch. Security impact of high resolution smartphone cameras. In *Proceedings of the 8th USENIX conference on Offensive Technologies*, WOOT '14, 2014.
- [11] Forbes. Samsung's Galaxy Note 3 Alone Approaches 50% Of All Of Apple's iPhone Sales. <http://goo.gl/xY8t3Y>, accessed aug. 2016.
- [12] M. Goel, J. Wobbrock, and S. Patel. Gripsense: Using built-in sensors to detect hand posture and pressure on commodity mobile phones. In *Proceedings of the 25th Annual ACM Symposium on User Interface Software and Technology*, UIST '12, 2012.
- [13] J. Han, E. Owusu, L. T. Nguyen, A. Perrig, and J. Zhang. ACComplice: Location inference using accelerometers on smartphones. In *Proc. of the Fourth IEEE International Conference on Communication Systems and Networks*, COMSNETS '12, 2012.
- [14] L. Huang, A. Moshchuk, H. J. Wang, S. Schechter, and C. Jackson. Clickjacking revisited: A perceptual view of ui security. In *Proceedings of the USENIX Workshop on Offensive Technologies*, WOOT '14, 2014.
- [15] International Business Times. Samsung Galaxy S4 Hits 40 Million Sales Mark: CEO JK Shin Insists Device Not In Trouble Amid Slowing Monthly Sales Figures. <http://goo.gl/hU9Vdn>, accessed aug. 2016.
- [16] IzzyOnDroid. <http://android.izzysoft.de/intro.php>, accessed aug. 2016.
- [17] M. Campbell. Why handing Android app permission control back to users is a mistake. Tech Republic, <http://goo.gl/SYI927>, May 2015. Accessed aug. 2016.
- [18] T. C. Meng, P. Gupta, and D. Gao. I can be you: Questioning the use of keystroke dynamics as biometrics. In *Proceedings of the 20th Network and Distributed System Security Symposium*, NDSS '13, 2013.
- [19] Y. Michalevsky, D. Boneh, and G. Nakibly. Gyrophone: Recognizing speech from gyroscope signals. In *Proceedings of the 23th USENIX Security Symposium*, 2014.
- [20] E. Miluzzo, A. Varshavsky, S. Balakrishnan, and R. R. Choudhury. Tappints: Your Finger Taps Have Fingerprints. In *Proceedings of the 10th International Conference on Mobile Systems, Applications, and Services*, MobiSys '12, 2012.
- [21] S. Narain, A. Sanatinia, and G. Noubir. Single-stroke language-agnostic keylogging using stereo-microphones and domain specific machine learning. In *Proceedings*

of the 2014 ACM Conference on Security and Privacy in Wireless & Mobile Networks, WiSec '14, 2014.

- [22] M. Niemietz and J. Schwenk. Ui redressing attacks on android devices. In *Black Hat, Abu Dhabi*, 2012.
- [23] F. Pedregosa, G. Varoquaux, A. Gramfort, V. Michel, B. Thirion, O. Grisel, M. Blondel, P. Prettenhofer, R. Weiss, V. Dubourg, J. Vanderplas, A. Passos, D. Cournapeau, M. Brucher, M. Perrot, and E. Duchesnay. Scikit-learn: Machine Learning in Python. *Journal of Machine Learning Research*, 12:2825–2830, 2011.
- [24] C. Ren, Y. Zhang, H. Xue, T. Wei, and P. Liu. Towards Discovering and Understanding Task Hijacking in Android. In *Proceedings of the 24th USENIX Security Symposium*, USENIX Security '15, 2015.
- [25] F. Roesner and T. Kohno. Securing Embedded User Interfaces: Android and Beyond. In *Proceedings of the 22nd USENIX Security Symposium*, 2013.
- [26] F. Roesner and T. Kohno. Improving Accuracy, Applicability and Usability of Keystroke Biometrics on Mobile Touchscreen Devices. In *Proceedings of the 33rd Annual ACM Conference on Human Factors in Computing Systems*, CHI '15, 2015.
- [27] SAMSUNG. Samsung GALAXY S4. <http://goo.gl/R32WhA>, accessed aug. 2016.
- [28] R. Schlegel, K. Zhang, X. yong Zhou, M. Intwala, A. Kapadia, and X. Wang. Soundcomber: A Stealthy and Context-Aware Sound Trojan for Smartphones. In *Proceedings of the Network and Distributed System Security Symposium*, NDSS '11, 2011.
- [29] SONY Developer World. Floating Touch. developer.sonymobile.com/knowledge-base/technologies/floating-touch/, accessed aug. 2016.
- [30] R. Templeman, Z. Rahman, D. Crandall, and A. Kapadia. PlaceRaider: Virtual Theft in Physical Spaces with Smartphones. In *Proceedings of the Network and Distributed System Security Symposium*, NDSS '13, 2013.
- [31] L. Wu, X. Du, and J. Wu. Effective defense schemes for phishing attacks on mobile computing platforms. *IEEE Transactions on Vehicular Technology*, 2015.
- [32] H. Xu, Y. Zhou, and M. R. Lyu. Towards Continuous and Passive Authentication via Touch Biometrics: An Experimental Study on Smartphones. In *Proceedings of the Symposium On Usable Privacy and Security*, SOUPS '14, 2014.
- [33] Z. Xu, K. Bai, and S. Zhu. Taplogger: Inferring user inputs on smartphone touchscreens using on-board motion sensors. In *Proceedings of the Fifth ACM Conference on Security and Privacy in Wireless and Mobile Networks*, WISEC '12, 2012.