

Structure evolution in atoms of solid state dealing electron transitions

Mubarak Ali

Department of Physics, COMSATS Institute of Information Technology, 45550 Islamabad, PAKISTAN;
mubarak74@comsats.edu.pk or mubarak74@mail.com, Tel.: +92-51-90495406

Abstract – In the synthesis of various colloids, thin thick films, particles and other materials where bottom-to-top approach is involved, it is ambiguous to understand structure evolution. Atoms of electronic transitions are entitled to evolve structures along with modified ones. When an electron de-excites where prior to that excitation, on getting free from the inherent force of nucleus, it configures the force energy called unit photon, that photon on compressing arms converts into merged photon which can be absorbed by the suitably located atom resulting into excite its electron. Instead of absorption, when such photon coincides to one resulting by the adjacent atom, it results into coupling construct energy knot between the atoms. Structural maturity at primitive cell to precede certain crystal structure to large scale is vital. Evolving structure of binary or ternary composition, the same practice is viable except that of the different attained dynamics and electron-dynamics of atoms. In all sorts of structure evolution while dealing different processes, characteristics photons and field force behaviors regulate the dynamics of the process where atoms of evolving structure deal both input process parameters as well as the localized ones. Structure of one-dimension and two-dimension emerge in the orientation of attained dynamics of atoms where uni-directional and bi-directional photon couplings take place. In three-dimensional structure, tri-directional photon couplings take place and in amorphous structure, non-directional photon couplings take place. Miscellaneous behaviours of structure evolution are also discussed as well. This fundamental revolution in the approach to how a particular structure is configured may shed new light on the formation of different structures along with modified ones.

Keywords: Atoms of electronic transition; characteristics photons; field forces; photon couplings; structure evolution; modified structure

Introduction:

While synthesizing various materials, mixed behaviors of structure are recognized, which indicate that it is critical to understand structure evolution at unit cell to extended range. Ordering of atoms in different materials is mainly recognized by the Bravais Lattices and is the concept to describe the structure of metallic (semi-metallic) colloids, thin and thick films, micro-sized particles, and nano-sized particles, binary and ternary compositions of particles and in other nano-structured materials as well. A unit cell defines the basis of certain structure in entire phase of the crystal. The repeating patterns are said to be located at the points of the Bravais Lattices, which define three-dimensional space and there are 14 ways involving 7 crystal systems. New insights and perspectives of materials coupled with observations and visualizations through advanced microscopy enabling us to identify a precise evolution of the structure and where exact dynamics of their formation can be elucidated [1]. In fact, it was not the issue of evolution of a particular structure in various categories of materials but was the dilemma of our observations not to trace a behavior of evolving structure, which is now apparent on revisit of opinions about structure evolution starting from unit cell to large size, as atoms first present development habits of nanoscale components following by the development habits of higher order structures as discussed elsewhere [1].

With the help of advanced microscopy, it is now possible to observe structure of tiny-sized particles at near-atomic resolution both in two-dimensional format [2-4] and three-dimensional format [5]. Platinum nanoparticles synthesized in solution provide means to understand structure at nanoscale [5]. In gallium arsenide nanowires, Jacobsson, *et al.* [6] observed the crystal phase switching under varying growth conditions. Tuma *et al.* [7] exploited the physics of reversible amorphous-to-crystal phase transitions. Zhao and Yang [8] studied the structure evolution of indium selenide under varying the pressure. Rensberg *et al.* [9] demonstrated phase transition in vanadium dioxide material where optical properties changed depending on the state. In the previous studies of, gold [3, 4, 10, 11], silver [4], binary composition of gold and silver [4] and carbon materials [12, 13], it has been discussed that atoms' amalgamation in tiny-sized particles are under their attained dynamics. Again, a detailed study on atomic binding, formation of monolayer

geometric tiny particle, atomic deformation and elongation has been discussed elsewhere [14]. The gold atoms form hexagonal-close packed structure under certain amount of precursor concentration [15]. Some of the studies discuss and show live visuals of amalgamating particles [16-20] indicating the crucial role of dynamics in determining particular structure of materials. Input source of energy in those processes is the photonic current instead of electronic current [21] and analogy between electron photon has been discussed elsewhere along with the phenomenon of heat energy [22]. All structural motifs are subjected to characteristics photons and field force behaviors [1], however, in certain materials where atoms already composed in bunch or tiny cluster, they do not deal the field force behaviors and only characteristics photons contributed to stabilize lattice under confined electron-dynamics [22]. Field force behaviors are being discussed with respect to nature of electronic gauge of various atoms [23], which influence the application of nanoparticles and at greater extent for those known in their magnetic behavior when employed as nanomedicine [24].

A particular structure plays pivotal role in all sort of applications. Thus, to study and understand the structure evolution process starting from primitive cell level to nanoscale level and following the same scheme for large scale structure along with stability of specific structure is extremely important to design reliable nano- and micro-devices. In this work, I briefly discuss the evolution of structure in all those atoms having the feature of electronic transitions along with miscellaneous behaviors as well.

Results and discussion:

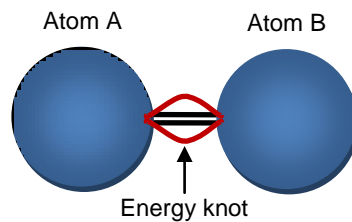
Atoms, which are eligible to excite electrons, they de-excite electrons under conserved amount of their energy, thus, validating law of conservation of energy. Therefore, strongly negate the process of formation of ions [21]. Atoms of such nature amalgamate under attained dynamics following by their binding [3] where atoms drive under gained energy of characteristics photons along with certain field force behavior to amalgamate and when amalgamated, at least two atoms under the connection of their arisen (attained) dynamics while synchronizing executed electron-dynamics resulted into binding. In unit cell structure to large scale structure, the execution of electron-dynamics

of atoms is under localized heating where heat energy at certain level called shunt energy employed to make free the electron at target to the inherent force of core known as nucleus resulting into its excitation [22].

Atoms that dissociate either from their precursor or eject from their sources (targets) amalgamate at suitable substrates or flat interface or other kinds of surfaces meant for this job are under attained dynamics, either individually or collectively. In the case of individual collection, mixed behavior of heat energy under available characteristic photons lead the dynamics of atoms in particular process along with available field force behaviours. Atoms' amalgamation per unit area or volume under the arisen dynamics of process chases execution of concurrent electron-dynamics. While chasing the execution of concurrent electron-dynamics under suitable localized heating those atoms are in their elastically-driven electronic states. Thus, elastically-driven electronic states of such atoms generate photons under each cycle of electron-dynamics, shape like Gaussian distribution. Under increased cycles of electron's excitation and on interruption resulted photon is called an overt photon as it is a long length photon [22].

When two suitably positioned amalgamated atoms undergo single cycle of electron's excitation while appropriate arrangement of executing concurrent electron-dynamics results into their binding where photons shape like Gaussian distribution coincide oppositely. As shown in Figure 1, side-to-side positioned atoms of same element, atom A and atom B, generated a photon having same 'shape energy' and they bind by constructed energy knot of photons shape like Gaussian distribution while travelling in opposite direction under appropriate position coincide. The travelling direction of both photons is in matching line, thus, well constructed energy knot on inter-crossing at exactly opposite angle. The straightening of energy knot over the time resulted in modification into straight bond as indicated by black lines in Figure 1.

Figure 1: Binding of atoms under energy knot of oppositely travelled unit photons.



In Figure 2 (a), four atoms are approaching under attained dynamics, individually, from four different zones at atomically flat surface. They reach at common centre to amalgamate under threshold of attained dynamics as shown in Figure 2 (b) and in the case of chasing concurrent electron-dynamics resulting into their binding, thus, evolve the primitive cell of two-dimensional structure as shown in Figure 2 (c) where bi-directional photon couplings prevail. As shown in Figure 2 (c), such atoms bind through the energy knots of self-generated photons; double arrow lines indicate energy knot between atoms in the form of bond. Amalgamation of atoms in triangular-shaped geometry and hexagonal-shaped geometry is shown in Figure 2 (d) and Figure 2 (e), respectively, along with binding atoms under bi-directional photon couplings. To develop primitive cell of rhombus shape, four atoms are required to attain same dynamics (each orientation at 90° angle in different regions), to develop primitive cell of equilateral triangle shape, three atoms are required to attain same dynamics (each orientation at 120° angle in different regions) and to develop unit cell of hexagon shape six atoms are required to attain same dynamics (each orientation at 60° angle in different regions) as shown in Figure 2 (c), (d), and (e), respectively. Repetition of primitive cells will result into evolve the structure at nanoscale and building blocks will result into evolve the structure at micro scale [1, 4, 10, 11]. However, it is challenging to evolve structure in binary phase as dynamics of amalgamating atoms and nanoscale components altered largely under different nature of precursors [4].

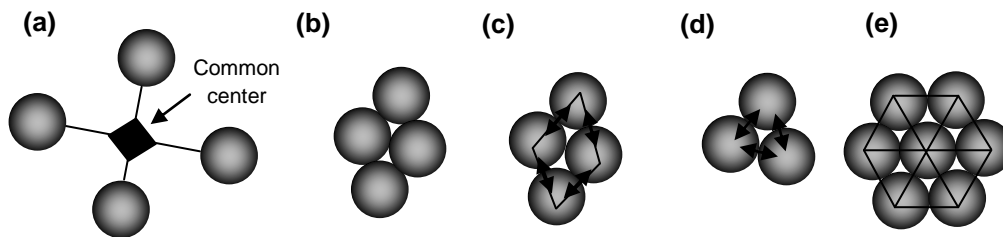


Figure 2: (a) Atoms approach to get amalgamation under attained dynamics, individually, at common centre (b) atoms' amalgamation at common centre, binding of amalgamated atoms into (c) rhombus-shaped primitive cell, (d) triangle-shaped primitive cell and (e) hexagon-shaped primitive cell.

Figure 3 (a) illustrates phenomenon of absorption of heat energy of unit photon which, on compressing arms, becomes the merged photon to atom at right-side where photon shape like Gaussian distribution was given out first by the atom at left-side and

vice versa in the case of Figure 3 (b), at this instant, heat energy of merged photon (on merge) was absorbed by the atom at left-side; direction of absorbing heat energy is shown with both options (indicated by the curved arrow line) revealing the phenomenon only in the cut-region of two atoms. The atom shown at left-side in Figure 3 (a) indicates that an electron gets excited from lower state to outer state due to absorbing heat energy of merged photon called shunt energy [22], thus, enabling the generation of a photon shape like Gaussian distribution (on reaching at ground state under free fall) while configuring the energy of bits and bits from the surrounding under the trajectory of electron by remaining confined in inter-state electron's gap, whereas, in the adjacent atom positioned at right-side, which is already at ground state, on absorbing heat energy of that merged photon excited the electron to outer state. The atom shown at right-side in Figure 3 (b) shows that an electron gets excited from lower state to outer state due to absorbing the heat energy of merged photon where on becoming free from the inherent force of inner part (known as nucleus) levitated and de-excitation under gravitation behavior again giving out a photon (energy) shape like Gaussian distribution as inertia involved at each state of change of that electron, whereas, in the adjacent atom positioned at left-side, which is already at ground state, but on absorption of heat energy of that photon, on merging, also excited electron to outer state where it didn't relax and de-excited under the force of inner part (known as nucleus). A merged photon is resulted, which is related to heat energy, when a photon shape like Gaussian distribution (unit photon) compressed the arms and further details is given elsewhere [22]. Photon resulted due to one cycle confined inter-state electron's motion of the one atom get absorbed by the adjacent atom but after merging (compressing the arms) into merged photon, thus, self-acting as a characteristic photon, on merging, as it is related to that heat energy requires entering to the back-side of that electron in the atom. Usually, this process of absorbing heat energy of merged photon (shape like Gaussian distribution) from one atom to another atom come into feasible when located at suitable distance, which is more practical when one atom is at excited state and other is at grounded state and are just connecting to each other with a distance equal to length of heat energy resulted from the unit photon (shape like Gaussian distribution) on merging

where compressed the arms. In Figure 3 (c), a resulted unit photon from atom A get transformed into heat energy, thus, absorbing to ground state atom B. There is a third option too, where that photon neither went to create energy knot (to bind atoms) nor absorbed by another atom (positioned suitably) but its collapsed energy (in tits and bits) just went into heat the medium –called a phonon. Those energies again configure under the trajectory of levitated electron shape like Gaussian distribution, thus, giving out a unit photon [22].

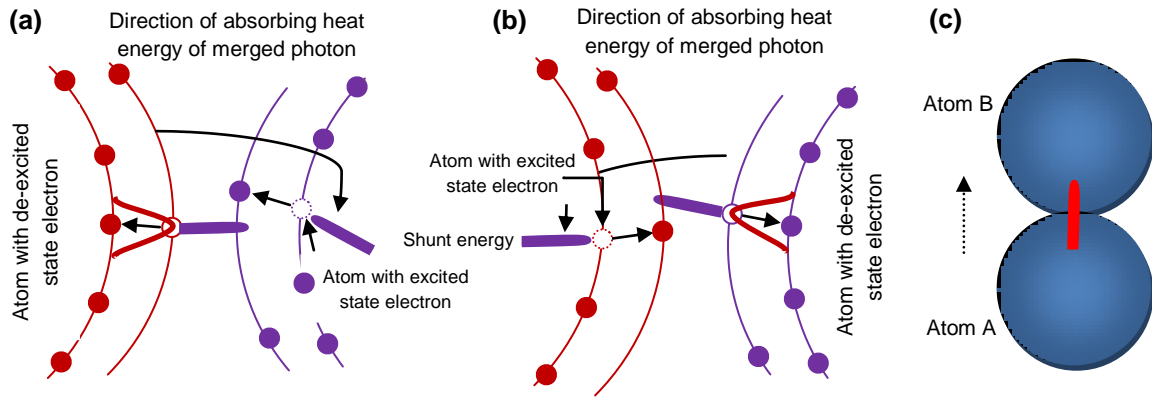


Figure 3: (a) At left-side atom, de-excitation of an electron from outer state to lower state generates a photon shape like Gaussian distribution, on compressing arms becomes a merged photon, which is absorbed by the suitably located right-side atom in the form of heat energy resulting into excite electron at target while enabling free from the force of inner part known as nucleus, (b) at right-side atom, de-excitation of an electron from outer state to lower state generates a photon shape like Gaussian distribution, on compressing arms becomes a merged photon, which is absorbed by the suitably located left-side atom in the form of heat energy resulting into excite electron at target while enabling free from the force of inner part known as nucleus and (c) heat energy of merged photon resulted from A is being absorbed by the suitably located atoms B to bring it in excited state from ground state.

In Figure 4 (a), all atoms amalgamated under same attained dynamics and binding in trapezoid shape is under the execution of concurrent electron-dynamics where unidirectional and bi-directional photon couplings prevail in the one-dimensional array and two-dimensional plane, respectively. The amalgamations of atoms in BCC primitive cell require order in term of attained dynamics with respect to the atom at centre of their body. The amalgamated atoms bind under execution of concurrent electron-dynamics to the one at centre directed their body. The orientation of photon couplings is in the same

direction protruded (emerged) while amalgamating eight atoms to the one at centre of their body as shown in Figure 4 (b); photon couplings in dynamically-approached atoms with respect to the one at centre of body are indicated by dotted lines. The amalgamations of atoms in FCC primitive cell structure require order in term of attained dynamics with respect to the atom at centre of their each face. The amalgamated atoms bind to the one at their centre in all six faces again through photon couplings while executing concurrent electron-dynamics. The orientation of photon couplings is in the same direction emerged at the instant of amalgamating four atoms to the one at center in all six faces in directing FCC primitive cell as shown in Figure 4 (c); photon couplings in dynamically-approached atoms with respect to the one at centre of each face are indicated by dotted lines. In both BCC and FCC crystal structure, the photon couplings are not strong enough in the regions where atoms do not incur connection but are in contact under energy knots of photons having increased wavelengths. The photon couplings become intricate in materials having complexity in atomic orderings, thus, there is no uniformity in photon couplings where amalgamated atoms have no specific orientation of bindings. As shown in Figure 4 (d), disordered structure reveals non-directional photon couplings and non-uniform throughout the amorphous structure.

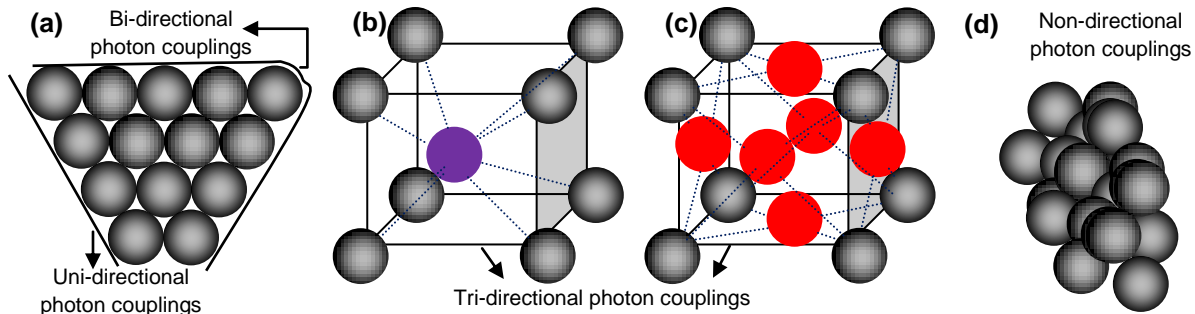


Figure 4: (a) One- and two-dimensional structure reveal uni-directional and bi-directional photon couplings, respectively (b) BCC primitive cell reveals tri-directional photon couplings emerged in the orientation of dynamically-approached atoms around the one at body-centre, (c) FCC primitive cell reveals tri-directional photon couplings protruded in the orientation of four dynamically-approached atoms around the one at face-centre of each face and (d) amorphous structure reveals non-directional photon couplings.

In one-/two-dimensional structure, the photon couplings are in the orientation of amalgamated atoms, thus, they are said to be unidirectional photon couplings/bi-

directional photon couplings and may be termed as ‘uniform photon couplings’. In all types of two-dimensional structures, for example, rhombus-shape, triangle-shape, hexagon-shape and trapezoid-shape, etc., the photon couplings are in the orientation of amalgamating atoms as well as in their side-to-side positioned atoms, which executed one after the other, first in the orientation of amalgamated atoms followed by side-to-side positioned atoms. However, in structures like BCC, FCC, tetrahedron and other three-dimensional structures, which appear to be crucial job to evolve at first stage and may be achieved during (after) evolving master structure (two-dimensional structure) *via* the modification processes as in the case of carbon atoms (in diamond state, lonsdaleite state and graphene state) when in solid state [12], the photon couplings are in the orientation at which atoms amalgamated under attained dynamics with respect to one at their center, body, etc., thus, tri-directional photon couplings take place in their most probable evolved structure. As weak photon couplings take place in normal-to-normal and parallel-to-parallel placed atoms where atoms don’t have physical connection due to insertion atom in the centre or body, etc. Thus, photon couplings in such structures may be termed as ‘partially uniform photon couplings’. However, the behavior of photon couplings remains consistent in such structures as long as evolution of the structure is in the unary phase. Notational equations of structure evolution into one-, two- and three-dimension are given below;

$$\text{SE (1d)} = (\text{ID}_{aa} + \text{PO}_{aa}) [\text{2/3} (\& \text{>}) (\text{U}_{pc} \text{ under } \text{eD}_{aa})] \dots (1)$$

$$\text{SE (2d)} = (\text{ID}_{aa} + \text{PO}_{aa}) [1 (\& \text{>}) (\text{B}_{pc} \text{ under } \text{eD}_{aa})] \dots (2)$$

$$\text{SE (3d)} = (\text{ID}_{aa} + \text{PO}_{aa}) (\text{T}_{pc} \text{ under } \text{eD}_{aa} \text{ w.r.t. } \text{A}_{sp} + \text{P}_{pc} \text{ within UC}_a) \dots (3)$$

Here, SE (1d), SE (2d) and SE (3d) denote one-dimensional, two-dimensional and three-dimensional evolution of structure. ‘ID_{aa}’ denotes atoms’ amalgamation under individually attained dynamics. ‘PO_{aa}’ denotes protruded orientation of amalgamated atoms. ‘U_{pc} under eD_{aa}’ denotes uni-directional photon couplings of amalgamated atoms under the chase of executing concurrent electron-dynamics. ‘B_{pc} under eD_{aa}’ denotes bi-

directional photon couplings of amalgamated atoms under the chase of executing concurrent electron-dynamics. ' T_{pc} under eD_{aa} ' denotes tri-directional photon couplings of amalgamated atoms under the chase of executing concurrent electron-dynamics. ' A_{sp} ' denotes atom (s) at specific position (s) in various tree-dimensional structures, such as BCC structure, FCC structure, tetrahedron structure, etc. where partially uniform photon couplings (P_{pc}) within a unit cell (UC_a) of certain phase exist. The layout of SE (1d) and SE (2d) is shown in Figures 4 (a) and (b) further establishing the relation given in equations (1) and (2).

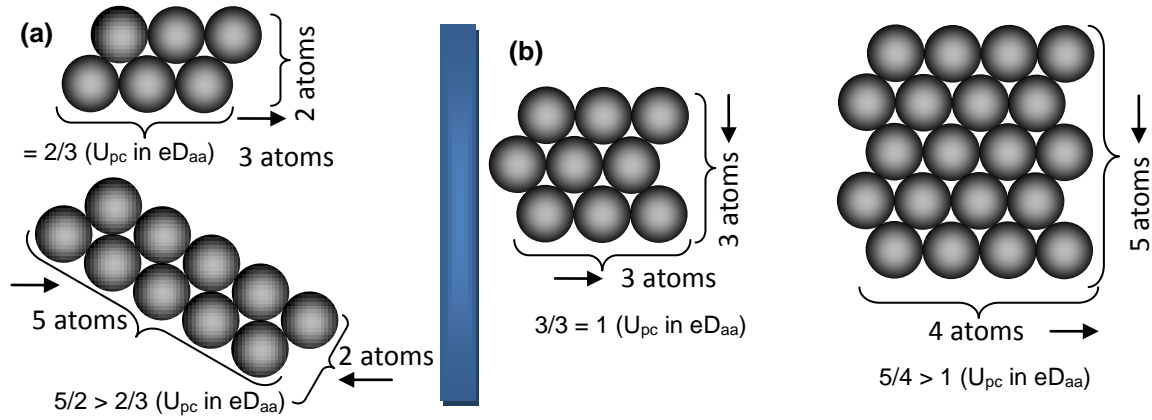


Figure 5: (a) one-dimensional structures where U_{pc} under eD_{aa} is equal to $\frac{2}{3}$ and greater than $\frac{2}{3}$, and (b) two-dimensional structures where B_{pc} under eD_{aa} is equal to 1 and greater than 1.

Figure 6 (a) and Figure 6 (b) reveal evolution of one-dimensional structure and two-dimensional structure under the identical growth behavior while having uni-directional format and bi-directional format, respectively. Retain the growth behavior intact (in Figure 6a) while atoms' amalgamation in different orientations, for example, at 0° , 45° or 90° reveal the same shape of emerged one-dimensional structure and two-dimensional structure. In these structural formats, atoms bind under uni-directional photon couplings and bi-directional photon couplings. ID_{aa} is the same in one-dimensional line. Also, PO_{aa} is the same along uni-directional axis. Thus, U_{pc} under eD_{aa} is along each one-dimensional array and evolve one-dimensional structure as shown in Figure 6 (b). ID_{aa} is same in two-dimensional plane. Also, PO_{aa} is same along bi-directional axes, thus,

U_{pc} under eD_{aa} is along each one-dimensional array as well as two-dimensional plane evolving two-dimensional structure as shown in Figure 6 (b).

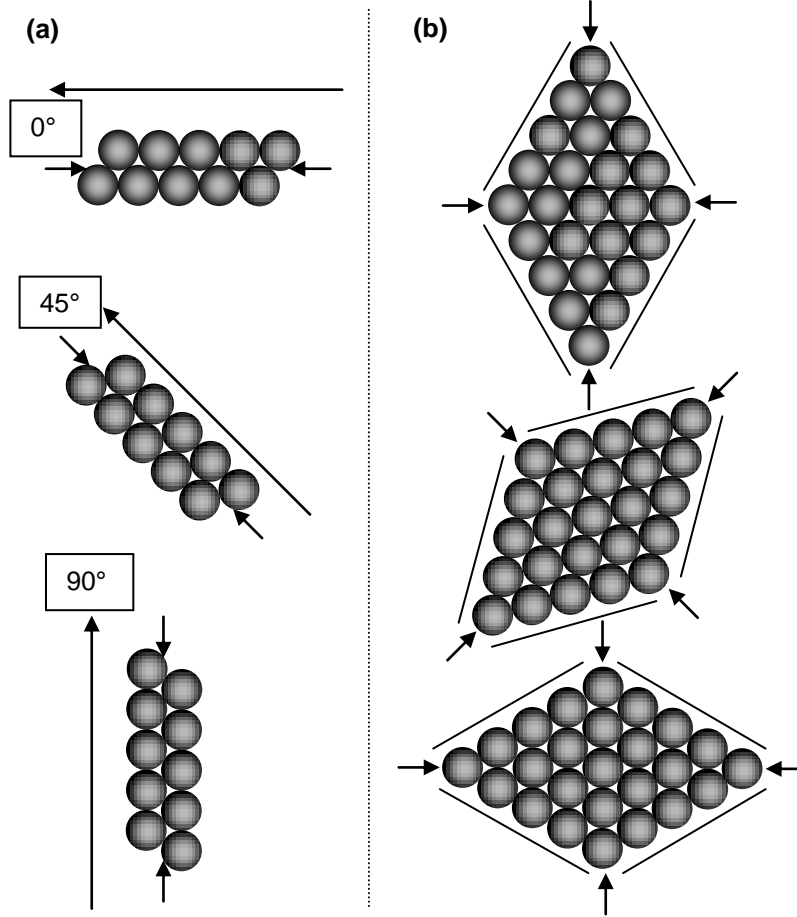


Figure 6: Structure evolution in (a) one-dimension and (b) two-dimension at different orientations but at identical growth behavior.

A structure doesn't involve ordering of atoms, photon couplings of atoms remain non-directional and may be termed as 'non-uniform photon couplings' in materials like non-crystalline or amorphous materials. However, photon couplings in structure having binary or ternary phases become intricate due to insertion of those atoms which have different levels of excitation due to different number of electrons where it is crucial to evolve periodic structure and then their application sustainability is also a question. However, elements of nearby electronic configurations along with vacant/filled states may bind into the same medium dealing mixed behavior of characteristic photons and field forces. Instead atoms' amalgamation under attained individual dynamics, atoms may also amalgamate under attained collective dynamics where 'tailored energy-shape

photons' provide energy uniformly distributed to underlying atoms of monolayer assembly. The shape of tiny particles depends on the uniformity in made monolayer assembly along with the nature of placed 'tailored energy-shape photon' horizontally to made monolayer assembly. Further details are given elsewhere [1, 10, 11].

In all syntheses, amalgamating atoms attain dynamics through supplied energy of photonic current to medium or from other sources, such as sunlight, surfactants, ligands, etc. which synergize the process to activate them resulting into drive atoms along with bearing the behaviours of field forces, uniformly or non-uniformly; where uniformly, a ordered structure is resulted and where non-uniformly, a disordered structure resulted, depending on the mechanism of supplied energy. As heat energy is primarily due to those overt photons which collapsed into merged photons or squeezed photons [22], and their applications are yet depending on the nature of electron states, an atom owes while evolving a particular structure. Due to fragile behavior of overt photons, these don't modify into heat energy and also become delicate under the medium interactions resulting into viable heat energy, thus, utilized by those atoms to convert into photons shape like Gaussian distribution or overt photons where that heat energy again transformed into 'shape energy' having 'force energy' [22].

In different phases of structure, electron-dynamics of amalgamated atoms altered as per location of the parent atom where localized process conditions dominated in controlling the specific phase evolving structure in relation to distributed heat energy as per atom. An untimed electronic transition don't let atoms to bind and an amalgamating atom may bounce back on disfiguring to bound ones and resulted structure can be the one, where at least order of thought (planned) phase is not a requirement. These discussions enlighten us that it is possible to design material having certain phase of the structure as long as atoms are eligible to execute electronic transitions while being heated locally. Hydrogen and inert gases atoms don't execute electronic transitions and due to their inherently built-in nature [21], thus, their structure evolution doesn't exist. Atoms of inert gases and other suitable substances are entitled to generate so-called plasma, in fact, enabling photonic current to switch on increasing wavelength photons where in the visible range, a light glow is observable [21]. Therefore, the presence of

contaminants or dopants of such elements don't play the dominating role in evolving the structure, in fact, they work under the directive and commands of atoms execute electronic transitions.

Different imperfections (defects and dislocations) are being involved in materials, which are related to the operating inconsistent dynamics of atoms, either in terms of attained dynamics or in terms of electron-dynamics. Such discrepancies are more pronounced in materials having greater extent of stoichiometry as their evolved phases clearly identify them and point out. Both, nature of the source material and processing technique influence the structure in all scales too; at unit cell level, at nano level, at micro level and at bulk level. In line with this, the application of input parameters along with localized parameters, it is possible to tailor and optimize the structure in any intended phase of evolving structure in suitable atoms. The localized process parameters are the crucial ones in operating to configure a particular phase of the structure of atoms at work. The repeated orders of primitive cells in Figure 4 expand the lattices of one-dimensional, two-dimensional and three-dimensional structures. As the dimensions of nanoscale structure extended, the probability to sustain a particular structure becomes more crucial under the probable variation of in-progress localized process parameters. As discussed under the precursor concentration 1.20 mM, the size of initially made tiny particles was in the range of 50 nm and disordered structure resulted both at tiny particles scale and extended particles scale [10]. Such trend was also observed at the start of the processing solutions even at lower concentration of precursor than 1.20 mM where evacuation rate of atoms remained higher resulting into distort the forming monolayer assembly at air-solution interface [1, 4, 10, 11]. Our previous works succeeded in achieving controlled evolution of structure having very large size of geometric anisotropic shaped particles in pulse-based electronphoton-solution interface process where initially two-dimensional tiny shaped particles made were followed by their packings into extended shaped particles under uniform drives [1, 4, 10, 11].

A platform (base) to evolve certain phase of structure facilitates uniform evolution of the structure at extended level. On atomically flat base of growing structure as long as

atoms have identical attained dynamics along with orientation, their structure is either one-dimensional or two-dimensional depending on the consistency in the orientation of amalgamated atoms, at low degree angle or at higher degree angle. This is the reason that those structures have one-dimensional or two-dimensional growth behavior and are easy to operate at air-solution interface (or atomically flat base). However, structures having three-dimensional growth behaviors mainly evolve at non-atomically flat surfaces where three-dimensional environment facilitate such growth habits of evolving particles, grains, crystallites, etc. Structural maturity while amalgamation of atoms at low-degree angle or higher-degree angle or in 3-D growth behavior emerges initially from set parameters of the process following by the localized process conditions. What are the implications of input parameters on the localized process parameters in amalgamation of various nature atoms along with chasing concurrent electron-dynamics have never been explored before. Regardless of that, required amount of atoms per unit area or volume along with other tailored parameters, the supplied energy to the medium having certain setup along with originated behaviors in terms of their field force are the key to play deceive role in evolving certain characteristics structure. That is why it has been concluded that all structural motifs are subjected to characteristic photons and behaviours of field forces where dynamics of atoms in evolving certain feature structure depend on the nature of characteristic photon along with field force [1].

On evolution of particular structure or while in progress, it may also go under different modifications resulting into modified structure where behaviours of field forces play dominant role with relevance to electron-dynamics of atoms of particular elements and carbon atom is the best model to describe a modified phase of the structure [12, 13, 23]. Switching phase or phase transformation phenomena in various materials is a fascinating phenomenon soliciting the reinvestigation in carbon, titanium dioxide, steel and iron and many others, which turn into alter the phase of structure within the same materials known in allotropic forms while evolving the master structure.

However, in addition to those genuine modifications, our recent experimental studies also reveal the elongation of atoms of tiny particle made in two-dimensional where travelling photons of hard X-rays modified them into smooth elements not only in the

case of 'tiny grains carbon films' [12, 13] but also in the gold and silver tiny-sized particles [1, 10, 11, 14, 21] resulting into deliver enhanced field emission. In the made smooth elements of all cases, their width as well as inter-spacing distance is almost in the same size (~ 0.12 nm), which indicates that atoms of carbon, gold and silver contain almost identical size of their atoms. This raises the fundamental question, "should the mass of an electron be the same in atoms of all elements and what will be the situation in the case of their inner part known as nucleus"? According to the Periodic Table, gold atom, silver atom and carbon atom carries 79 electrons, 47 and 6 electrons, respectively, where nearly the same trend is observed in the case of their nucleus. Does this demand revisit to recognize elements of the Periodic Table, however, it appears that electron of the carbon atom is around 4 times heavier than the electron in the case of gold atom; when compared their melting temperatures at bulk scale. As their physical properties give the clues like that carbon atoms with four unfilled states justifies both gaseous and solid state behaviours along with modification into several phases while rotating the positions of set of electrons around the inner part known as nucleus under varying their gravitation behavior [12]. Thus, we should consider that an electron in such a large size can effectively levitate as well. There is need to evolve science from bottom to top (electronic level to atomic level, atomic level to nano level, nano level to micro level and micro level to bulk level) as now there is a human capacity of understandings of those physical phenomena as well as resources in the form of tools which are available. Also, this will provide the clear picture that how much the range of physics of materials, and how much the range of chemistry of materials exists in the nature? And then, is there need to develop field force and orientational based sciences?

Conclusions:

All those elements where atoms execute electronic transitions, they evolve structure under envisaged dynamics both in terms of attained dynamics as well as electron-dynamics depending on characteristics photons and field force behaviours. The origin of binding atoms under any sort of the process of synergy, on amalgamation under attained dynamics, is due to execution of effective electron-dynamics where photons

shape like Gaussian distribution inter-cross at their appropriate coinciding resulting into construct energy knot between them. When one atom is at excited state, it generates a photon shape like Gaussian distribution, on merging, where compressed arms transformed into merged photon, in the case of absorption of its heat energy by the suitably located atom resulting into going excited state. When a photon neither works for energy knot nor absorb by another atom in the form of merged photon (heat energy), that goes into tits and bits, which is called a phonon.

The probability of excitation of an electron of atom located in the neighborhood, in addition to excite electron under self-heating where union of tits and bits of heat give heat energy equal to merged photon prior to have the shape like Gaussian distribution, depends on the probability of absorbing heat energy of merged photon directly generated by the adjacent atoms. Such probabilities are more in the central atoms configuring hcp structure of monolayer tiny particles. In structure of one-dimension or two-dimension, photon couplings remain uni-directional and bi-directional. In three-dimensional structure, photon couplings remain tri-directional. In the structure where no specific structure of lattice exists, the photon couplings remained non-directional.

In addition to main process parameters, the evolutions of structure solicit localized control of parameters. This clearly validates that amalgamation of atoms in any specific crystal structure requires precise control (at atomic level) not on the initial process parameters but localized parameters as well operating at the instant of working atoms for their structure. A slightly perturbed process of synergy along with addition of contaminants may result into disfiguring particular evolving crystal structure.

However, different processes conditions under locally operating parameters may result into alter the dynamics of amalgamating atoms resulting into switch phase of evolving crystal structure. Beside attained dynamics, different elements possess atoms of different electron-dynamics where behaviours of existing field forces may dominate resulting into modify the phase under more or less absolute control of electron-dynamics where total energy of the modified atoms remained conserved. Thus, in addition to tuning the process parameters, it is also equitable to introduce auto systems to achieve certain structural motifs along with their modified structure as they are

achieved not only under the behavior of energy but also under the behavior of field force where atoms of different elements possess different electron states.

Acknowledgement

Mubarak Ali thanks Dr. M. Ashraf Atta for giving useful suggestions while writing paper.

References:

1. Ali, M., Lin, I –N. Controlling morphology-structure of particles at different pulse rate, polarity and effect of photons on structure. <http://arxiv.org/abs/1605.04408> (2016).
2. Kisielowski, C. Observing Atoms at Work by Controlling Beam–Sample Interactions. *Adv. Mater.* **27**, 5838-5844 (2015).
3. Ali, M., Lin, I –N. The effect of the Electronic Structure, Phase Transition and Localized Dynamics of Atoms in the formation of Tiny Particles of Gold. <http://arxiv.org/abs/1604.07144> (2016).
4. Ali, M., Lin, I –N. Tapping opportunity of tiny shaped particles and role of precursor in developing shaped particles. <http://arxiv.org/abs/1605.02296> (2016).
5. Park, J., *et al.* 3D structure of individual nanocrystals in solution by electron microscopy. *Science* **349**, 290-295 (2015).
6. Jacobsson, D., *et al.* Interface dynamics and crystal phase switching in GaAs nanowires. *Nature* **531**, 317-322 (2016).
7. Tuma, T., Pantazi, A., Gallo, M. L., Eleftheriou, E. Stochastic phase-change neurons. *Nature Nanotech.* **11**, 693-699 (2016).
8. Zhao, J., Yang, L. Structure Evolutions and Metallic Transitions in In₂Se₃ Under High Pressure. *J. Phys. Chem. C* **118**, 5445-5452 (2014).
9. Rensberg, J. *et al.* Active Optical Metasurfaces Based on Defect-Engineered Phase-Transition Materials. *Nano Lett.* **16**, 1050-1055 (2016).
10. Ali, M., Lin, I –N. Development of gold particles at varying precursor concentration. <http://arxiv.org/abs/1604.07508> (2016).
11. Ali, M., Lin, I –N. Formation of tiny particles and their extended shapes – origin of physics and chemistry of materials. <http://arxiv.org/abs/1605.09123> (2016).

12. Ali, M., Lin, I –N. Phase transitions and critical phenomena of tiny grains thin films synthesized in microwave plasma chemical vapor deposition and origin of v1 peak. <http://arxiv.org/abs/1604.07152> (2016).
13. Ali, M., Ürgen, M. Switching dynamics of morphology-structure in chemically deposited carbon films –a new insight. <http://arxiv.org/abs/1605.00943> (2016).
14. Ali, M. The study of tiny shaped particle dealing localized gravity at solution surface. <http://arxiv.org/abs/1609.08047> (2016).
15. Negishi, Y. *et al.* A Critical Size for Emergence of Nonbulk Electronic and Geometric Structures in Dodecanethiolate-Protected Au Clusters. *J. Am. Chem. Soc.* **137**, 1206-1212 (2015).
16. Manoharan, V. N. Colloidal matter: Packing, geometry, and entropy. *Science* **349**, 1253751 (2015).
17. Suzuki, Y., Cardone, G., Restrepo, D., Zavatteri, P. D., Baker, T. S., Tezcan, F. A. Self-assembly of coherently dynamic, auxetic, two-dimensional protein crystals. *Nature* **533**, 369-373 (2016).
18. Evers, C. H. J., Luiken, J. A., Bolhuis, P. G., Kegel, W. K. Self-assembly of microcapsules via colloidal bond hybridization and anisotropy. *Nature* **534**, 364-368 (2016).
19. Epstein, I. R., Xu, B. Reaction–diffusion processes at the nano- and microscale. *Nature Nanotech.* **11**, 312-319 (2016).
20. Matsumoto, Y. Vascular bursts enhance permeability of tumour blood vessels and improve nanoparticle delivery. *Nature Nanotech.* **11**, 533-538 (2016).
21. Ali, M. Atoms of electronic transition deform or elongate but do not ionize while inert gas atoms split. <http://arxiv.org/abs/1611.05392> (2016).
22. Ali, M. Revealing the Phenomena of Heat and Photon Energy on Dealing Matter at Atomic level. *Preprints* (2017). <https://www.preprints.org/manuscript/201701.0028/>.
23. Ali, M. Why some atoms are in gaseous state and some in solid state but carbon work on either side (2017). (Under submission)
24. Ali, M. Nanoparticles –Photons: Effective or Defective Nanomedicine. *Preprints* (2017). <http://www.preprints.org/manuscript/201703.0174/v1>

Author's biography:



Mubarak Ali graduated from University of the Punjab with B.Sc. (Phys& Maths) in 1996 and M.Sc. Materials Science with distinction at Bahauddin Zakariya University, Multan, Pakistan (1998); thesis work completed at Quaid-i-Azam University Islamabad. He gained Ph.D. in Mechanical Engineering from Universiti Teknologi Malaysia under the award of Malaysian Technical Cooperation Programme (MTCP;2004-07) and postdoc in advanced surface technologies at Istanbul Technical University under the foreign fellowship of The Scientific and Technological Research Council of Turkey (TÜBİTAK; 2010). He completed another postdoc in the field of nanotechnology at Tamkang University Taipei (2013-2014) sponsored by National Science Council now M/o Science and Technology, Taiwan (R.O.C.). Presently, he is working as Assistant Professor on tenure track at COMSATS Institute of Information Technology, Islamabad campus, Pakistan (since May 2008) and prior to that worked as assistant director/deputy director at M/o Science & Technology (Pakistan Council of Renewable Energy Technologies, Islamabad; 2000-2008). He was invited by Institute for Materials Research (IMR), Tohoku University, Japan to deliver scientific talk on growth of synthetic diamond without seeding treatment and synthesis of tantalum carbide. He gave several scientific talks in various countries. His core area of research includes materials science, physics & nanotechnology. He was also offered the merit scholarship (for PhD study) by the Government of Pakistan but he couldn't avail. He is author of several articles published in various periodicals (<https://scholar.google.com.pk/citations?hl=en&user=UYjvhDwAAAAJ>) and also a book.