

Structure Evolutions in Atoms of the Elements Executing Confined Interstate Electron Dynamics

Mubarak Ali

Department of Physics, COMSATS University Islamabad, Islamabad Campus, Park

Road, 45550, Pakistan, mubarak74@mail.com, mubarak60@hotmail.com,

<http://orcid.org/0000-0003-1612-6014>

Abstract: Atoms amalgamate by continuing uniform dynamics before execution of confined interstate electron dynamics. The electrons of the outer rings execute the dynamics by remaining confined within interstate to evolve structures in suitable element atoms. On attaining the neutral state for an instant, the outer ring electron of an atom executes dynamics by involving the conservative forces. On disappearing from the pole forces, that electron regains the state in the next instant. A binding energy shape like the interstate distance generates in one cycle interstate electron dynamics. The exerted forces remain almost in the associated formats of the formation of atoms. Gaseous atoms evolve the structure above the ground surface, semisolid atoms at the ground surface, and solid atoms below the ground surface. A structural dimension depends on the number of electrons executing dynamics simultaneously. Binding in the gaseous atoms is from the upward sides. Binding atoms in solids are from the downward sides. A nucleated mono-layer binds to another nucleated mono-layer by involving the chemical force, where chemical energy engages. The discussed structure here can give physical and chemical sciences a new horizon.

Keywords: Structure; Conservative force; Dynamics; Chemical force; Chemical energy

1.0. Introduction

A unit cell defines the basis of solid atoms in forming a crystal structure under conventional studies. Conventional studies constituted seven crystal systems. According to those studies, the repetition of patterns locates at the points of Bravais Lattices. They can define three-dimensional space. However, there is no clue to discuss how the structure could be on practical grounds.

The structural development, formation, and evolution in materials can obey the different mechanisms from the Bravais crystal systems.

Under the synthetic protocol, the structures should develop in colloids, thin films, particles, nano-composites, and nanostructures. So, discussion about the development mechanism is required. In some materials, a formation mechanism should require studying the structure.

In the developmental process of gold particles, input parameters control the force and energy behaviors of the atoms, and they are under the synthetic protocol [1]. Observing and visualizing the materials down to the resolution of nanometers can identify the behavior of the ongoing process. It was not the issue with a developing structure, and even it was not the issue with recognizing it, but it was the issue of understanding it and discussing it.

Supplied energy source controls the dynamics of atoms, whereas the system's parameters study their extrinsic behavior. Developing structures in different gold shapes subjected to synthetic protocols [1-5].

Atoms at work by advanced microscopy revealed the charge dynamics [2]. From the modes of amalgamations of particles in solution, it is possible to trace the force and

energy behaviors [3]. It is also possible to observe the structure of tiny-sized particles in terms of attained dynamics of the atoms from advanced microscopy [4]. Synthesis of platinum nanoparticles in the solution provided means to understand the structure at the nanoscale [5].

In gallium arsenide nanowires, Jacobsson *et al.* [6] observed that the crystal phase switched under varying growth conditions. Tuma *et al.* [7] discussed the physics of a phase transition of neurons from an amorphous state to a crystal state. Zhao and Yang [8] studied the structure of indium selenide by varying pressure. Rensberg *et al.* [9] demonstrated phase transition in vanadium dioxide, where optical properties changed depending on the attained state.

The studies based on gold particles [1, 3, 4, 10, 11], silver particles and binary composition particles [4], and carbon films [12, 13] discussed the amalgamations of atoms. Attained dynamics in developing a triangular shape tiny particle are also discussed [14]. Predictor packing while developing particles of high aspect ratio shapes has been discussed elsewhere [15].

About 25 to 144 gold atoms in the cluster developed the non-face-centered cubic geometric structure, whereas the face-centered cubic structure developed beyond this range [16]. Quite a large number of studies also show live visual images of amalgamating particles. Only some of the studies are cited here [17-21].

An input energy source in all processes is the photonic current instead of an electric current [22]. Understanding better the difference between photon and electron was discussed [23]. Different natured forces exert at the electron level in gaseous and solid atoms [24].

The published studies indicate that the atoms undertake a crucial role in terms of dynamics while regulating the morphology and structure.

Carbon atoms under a graphite state can show different behaviors of the materials [25]. Both the formation and development of structure in graphite indicate its complex nature. In the synthesis of carbon films, binding energy at different rates was produced under varying chamber pressures [26].

Hence, semisolid atoms can bind by searching different conditions than solid atoms in evolving their structures.

Atoms should deal with the forces by remaining in their respective formation formats. Gaseous atoms keep the ground points above the ground surface level. Therefore, the binding in gaseous atoms should obey the conditions of the space format.

Atoms of semisolid behavior keep the ground points at the ground surface level. So, they should bind by obeying the conditions of the surface format.

The binding is solid atoms should obey the conditions of the grounded format as they keep the ground points below the ground surface level.

Therefore, the atoms having a ground point much below the ground surface level keep varied conditions in the structural evolution process. A hard coating developed under the synthetic protocol was discussed elsewhere [27].

A structure plays a central role in governing the application. It is a source of energy transportation from the generation point to the consumption point. This study discusses the structure evolutions in suitable element atoms.

2.0. Experimental Details

The current study can be helpful wherever the research investigations deal with the structure.

This work can be worthwhile in all sorts of processing and synthesizing, where the aim is to study the structure by considering the design, simulation, and modeling. Besides the structural evolution in atoms of suitable elements, the current study helps understand the electron-level energy phenomenon.

The abundant avenues of research can open in the light of discussed work here.

3.0. Results and Discussion

In developing structures, the extrinsic behavior of the atoms should mainly depend on the localized conditions of a process. A purpose for it

The purpose of introducing different conditions of the process is to manipulate the atoms in developing the structure.

As a fact of the matter, the extrinsic behavior of an atom should depend on its intrinsic nature.

A distinctive nature force and energy at the electron level bind the atoms [11, 14]. It is mainly the case when the synthetic protocol utilizes to develop the structure. Due to interstate gap limitation, a carbon atom does not deal with the exertion of conservative force for electrons [25]. Therefore, a carbon atom is not eligible to evolve the structure. The highly non-conservative forces remained the cause of the development of hard coating, as discussed elsewhere [27]. The point of the study here is that atoms should evolve structures when their suitable electrons deal with the conservative forces.

3.1. Structure Evolution in the (Gaseous) Atoms of Space Format

Atoms of the suitable gaseous elements amalgamate above the ground surface. The level of amalgamation of gaseous atoms above the ground surface depends on their ground points. Figure 1 shows the sketch symbolically. To evolve structure, a suitable electron belonging to the outer ring first holds the neutral state, just for an instant. An atom keeps the neutral state almost in the zone of the formation.

The zone of formation of a gaseous atom is in the space format. So, the main force exerts on that electron remains along the north pole. The forces' contribution to the electron remains minor along the east-west poles. A force's contribution to the electron can only be along one pole, east pole, or west pole. Gaseous atoms mainly evolve the gaseous, misty, or vaporous behavior structures.

When amalgamating atoms bind to the targeted atom from the upward side, a structure in gaseous atoms evolves.

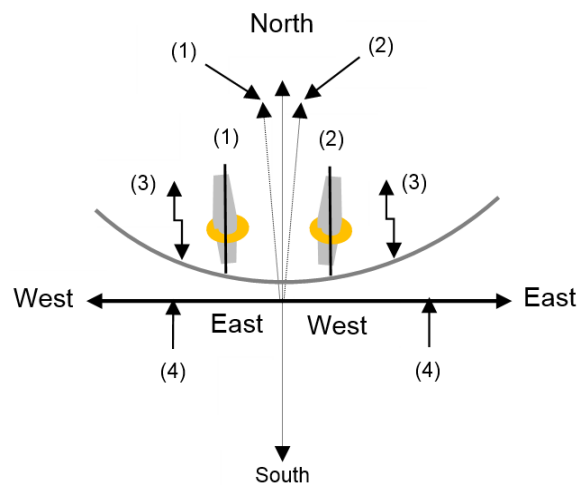


Figure 1: Exerted forces on the electrons of the gaseous atoms where binding energy generated for one forward-reverse cycle of dynamics - (1) orientation of the electron ~ 5° left from the drawn vertical line, (2) orientation of the electron ~ 5° right from the

drawn vertical line, (3) ground points of gaseous atoms and (4) ground surface level.

(Sketch drawn in estimation)

Label (1) and label (2) in Figure 1 shows both left and right-positioned electrons to the center of a gaseous atom keep the same orientation, which is $\sim 5^\circ$ along the north pole. When the suitable outer ring electron comes into the neutral state under the adjustment of energy knots of the remaining lattice of the atom, and as the energy engagement is already there, that electron leaves the state as per secured conserved forces.

It is how binding energy generates for one forward-reverse cycle of electron dynamics under the neutral state. The electron does not touch the occupied energy knot [23]. The atom controls the lattice from the center. Therefore, that atom can end the neutral behavior of that electron. So, that electron only executes dynamics for one cycle.

In the gaseous atom, suitable electrons of the outer ring cannot experience the force when they preserve the orientation $\sim 5^\circ$ along the north pole. When the interstate dynamics of atoms execute for one electron or two electrons, a structure evolves in one dimension or two dimensions, respectively. The binding energy generates in one cycle of electron dynamics. The binding energy mainly keeps the levitation nature of force.

In the space format, amalgamated atoms bind to the targeted atom from the points of generated energy. The binding of amalgamated atoms to the targeted atom is from the upward side.

3.2. Structure Evolution in the (Semisolid) Atoms of Surface Format

Atoms of suitable semisolid elements amalgamate at the ground surface, shown symbolically in Figure 2.

To evolve structure, electrons of the outer ring first hold the neutral state, just for an instant. An atom maintains its neutral state almost in the zone of the formation.

The zone of formation of a suitable semisolid atom is in the surface format. So, the main forces exert on those electrons remain along the east and west poles.

The contribution of the forces along the north and south poles of the electron remains minor. In a neutral state, electrons of the suitable semisolid atoms keep the orientation $\sim 0^\circ$ along the north-south poles.

Both left and right-positioned electrons keep the same orientation, as labeled by (1) in Figure 2. When the suitable outer ring electrons, two or four, just come in the neutral state under the adjustment of energy knots of the remaining lattice of the atom, and as the energy engagement is already there, the electrons leave their states as per secured conserved forces.

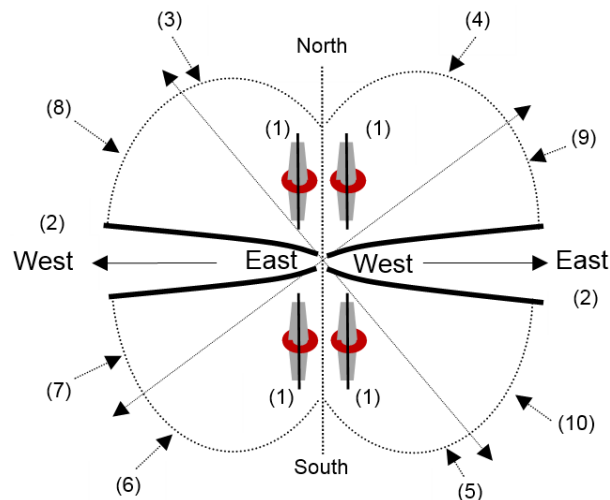


Figure 2: Exerted forces on the electrons of the semisolid atoms where binding energy generated for one forward-reverse cycle of dynamics - (1) drawn vertical lines at the

centers of left and right-positioned electrons (of all four quadrants) are along the north-south poles, (2) ground points of semisolid atoms, (3) top left region rearward to the north pole, (4) top right region rearward to the north pole, (5) bottom right region rearward to the south pole, (6) bottom left region rearward to the south pole, (7) bottom west region, (8) top west region, (9) top east region and (10) bottom east region.

(Sketch drawn in estimation)

Figure 2 shows different poles for left and right-positioned electrons. Figure 2 also shows the exerted forces on the electrons of the suitable semisolid atoms.

The suitable semisolid atoms can only execute the dynamics for two or four electrons.

In the neutral state of a semisolid atom, suitable electrons of the outer ring experience the force at the same level not only along the north-south poles but also along the east-west poles. So, the electrons keep a still position just before executing dynamics to generate binding energy. Binding energy generated in one cycle of electron dynamics keeps mainly the surface nature of force. In the surface format, amalgamated atoms bind to the targeted atom from the points of generated energy. The binding of amalgamated atoms to the targeted atom is horizontal.

However, there is a different case in the atoms of carbon allotropes [25].

3.3. Structure Evolution in the (Solid) Atoms of Grounded Format

Atoms of the suitable solid elements amalgamate by keeping the ground points below the ground surface, as shown in Figure 3.

To evolve structure, a suitable electron belonging to the outer ring first holds the neutral state, just for an instant. A neutral state for the electron of the outer ring nearly remains in the zone of formation of the atom. The main exerted force on the electron remains along the south pole. The contribution of the surface force remains minor.

Atoms bind from the downside to the targeted atom.

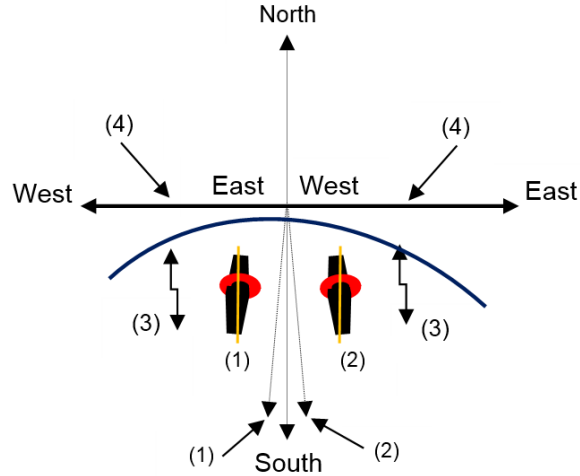


Figure 3: Exerted forces on the electrons of the solid atoms where binding energy generated for one forward-reverse cycle of dynamics - (1) orientation of the electron $\sim 5^\circ$ left from the drawn vertical line, (2) orientation of the electron $\sim 5^\circ$ right from the drawn vertical line, (3) ground points of solid atoms and (4) ground surface level.

(Sketch drawn in estimation)

Both left and right-sided electrons to the center of a solid atom show the same orientations, as labeled by (1) and (2) in Figure 3.

On adjusting the lattice from the center by its atom, the suitable electron of the outer ring attains the neutral state. The energy is already there. So, the electron leaves the state as per exertion of conserved forces.

When an atom executes dynamics for one electron, the evolution of structure is for one dimension. The binding energy mainly contains the gravitation nature of force.

In the grounded format, amalgamated atoms bind to the targeted atom from the points of generated energy. The binding of amalgamated atoms to the targeted atom is from the downward side.

3.4. Generation and Shape of Binding Energy

The energy engagement triggers the execution of electron dynamics, as discussed in sections 3.1., 3.2., and 3.3. Path-independent but state-dependent forces exert on the electrons of the outer ring.

Therefore, an atom under electron dynamics generates the binding energy to entertain the conservative forces.

In the suitable atom of gaseous state, semisolid, or solid, the shape of the binding energy for one forward-reverse cycle of the electron dynamics is according to the interstate gap or distance.

A silicon atom undertakes confined interstate dynamics for many forward-reverse cycles [23].

Figure 4 (a-d) shows the different shapes of the binding energy.

When the exerted forces are along two poles of the electron, the generated binding energy along the trajectory of its dynamics has a shape like a tick symbol, shown in Figure 4 (a). When the exerted forces are along three poles of the electron, the generated binding energy along the trajectory of its dynamics has a shape like an integral symbol, shown in Figure 4 (b). When the exerted forces are along four poles of

the electron, the generated binding energy along the trajectory of its dynamics has a shape like the Gaussian distribution of turned ends, shown in Figure 4 (c).

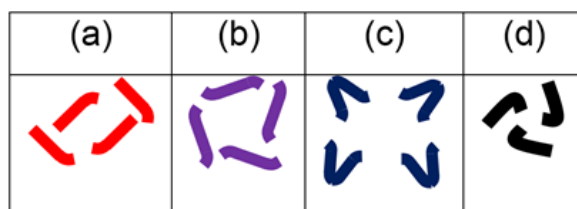


Figure 4: Binding energy shaped like (a) tick, (b) integral, (c) Gaussian distribution of turned ends, and (d) *L* alphabet symbols

Those solid atoms having ground points near the ground surface probably bind under the energy shaped like an integral symbol. Depending on the shape of generated binding energy, elements of solid and gaseous reside in the different zones of earth and air. Under the possible conditions, the same can be the case in gaseous atoms when they evolve the structures in space format.

3.5. *Structure Evolution in Three Dimensions*

The evolution of three-dimensional structures can be possible in solid atoms when their three outer ring electrons execute confined interstate dynamics.

The positions of 3 electrons in the solid atom should be at the difference of 120° when plotting a ring. Here, binding energy shaped like the *L* alphabet generates by the execution of dynamics of each electron.

The generated energy under the forward-reverse cycle of the electron has a shape like the *L* alphabet, as shown in Figure 4 (d).

Like the *L* alphabet of the targeted atom, the energy shape binds it to the generated similar shape energy by the same element atom.

In the solid evolving three-dimensional structure, when attempting to transfer to the appropriate unfilled state, a suitably positioned state electron cannot entirely cross the dedicated pole of the atom. That electron retrieves back without contacting the energy knot of the nearby unfilled state.

The electron faces a specific portion of the energy knot. The electron retrieves to the original state without occupying the unfilled state.

The remaining two electrons of the outer ring also execute dynamics in the same manner. All three outer ring electrons attempted to cross the dedicated poles. Each such positioned electron generates energy shaped like the *L* alphabet in the single execution of dynamics. Such evolved structures of the solid atoms keep a naturally finished surface.

Such atoms deal with partial lateral and partial adjacent binding to evolve their structure. Due to the involvement of a minute level of turning force in the generated binding energy, these structures keep minimum ductile behavior.

3.6. Structure Evolution in Silicon Atoms

Electrons of the silicon atom deal with zero force along the north-south poles as they are in a neutral state. Electrons do not keep internal contact with their energy knots. Therefore, the outer ring electrons of the silicon atom can deal with the forces of all four poles in a conserved manner.

A silicon atom keeps the ground point at a suitable ground surface level, so interstate dynamics of electrons mainly execute in the surface format. Nonetheless, the

elements of levitational and gravitational forces are also involved, whereby a detailed study is given elsewhere [23].

Two amalgamated silicon atoms bind to the targeted silicon atom at the points of generated binding energy.

It is important to note that each amalgamated atom also executes confined interstate dynamics of two outer ring electrons. Thus, a structure of two dimensions is evolved, as shown in Figure 5 (a).

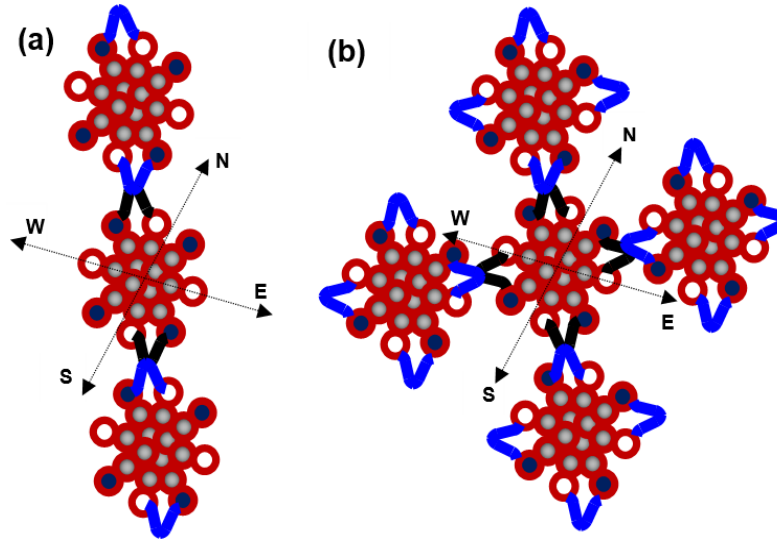


Figure 5: (a) two-dimensional structure evolution in silicon atoms executed confined interstate dynamics for two electrons and (b) four-dimensional structure evolution in silicon atoms executed dynamics for four electrons. (Sketches drawn in estimation)

Four amalgamated silicon atoms bind to the targeted silicon atom at the points of generated binding energy.

It is important to note that each amalgamated atom also executes confined interstate dynamics of four outer ring electrons. Hence, a structure of four dimensions evolves, as shown in Figure 5 (b).

The generated binding energy under one electron or three electrons dynamics would influence balance or equilibrium in an atom. The silicon atoms do not evolve structures in one dimension or three dimensions.

It is essential to realize that the generated binding energy of the atom under the dynamics of an electron in one quadrant would disturb the balance required for the equilibrium state in a silicon atom.

The generated binding energy of the atom under the dynamics of three electrons in three quadrants would also disturb the balance required for the equilibrium state in a silicon atom.

3.7. Binding of Shaped Mono-Layers

Two nucleating mono-layers bind parallelly by involving the force and engaging the energy conserved in their behaviors. The binding is due to the chemical activity. In the binding of mono-layers, atoms align the orientation of the electrons. The chemical force and energy dynamic at the electron level.

It is how an evolving structure increases the size both length-wise and width-wise. However, more is required to understand the binding in evolving mono-layers. In preserving the nucleating and growing structures under the evolution process, force and energy do not bypass each other.

Usually, the force functions from a distance, but the energy acts locally. In binding the mono-layers, atoms preserve the force and energy, which is chemical, at electron levels.

A lateral binding of the mono-layers is under the involvement of force and engagement of energy in a dot-shaped bed.

The formation of a dot-shaped bed between mono-layers is due to the activities of force and energy, chemicals in nature. A chemical in nature, the force-energy trap between mono-layers is conserved, settling the binding atoms' expansion and contraction.

The harmonized force and energy in the binding mono-layers are unrelated to the photons. A dot force in the gaseous atoms can be related to the levitation behavior, which is chemical.

A dot force is related to the gravitation behavior chemical in nature in solid atoms.

Further studies are required to investigate the binding mono-layers in atoms of the different elements.

3.8. General Discussion

Atoms belonging to metals or solid behavior possess many rings of electrons, but they keep one electron, two electrons, or three electrons for their outer rings. There is a minor exertion of the east and west forces in the evolution of gaseous atoms structures. However, there is a significant exertion of the north pole force.

In generating the binding energy of different shapes, as shown in Figure 4, the electron dynamics execute only for one forward-reverse cycle as being controlled from the centers of their atoms.

However, by controlling the overall neutral states of those electrons for more cycles, it is possible to generate connecting unit photons of the binding energy. Thus, suitable

solid atoms can also generate overt photons of different lengths. The generated photons with different chemical natures can open new areas of research.

When atoms stop obeying the uniformity in attained dynamics, a small size structure can evolve. Some aspects of the implications of input parameters on locally arisen conditions of the amalgamation of carbon atoms have been explained [25, 26].

Under suitable conditions of the process, structures also develop with different performances depending on the atomic nature [27, 28]. However, entropy is due to atoms' constantly driven electronic states [29].

Different extracted ores are processed to get atomic composition in pure form. However, when atoms are dissociated from the precursor or ejected from the source target, they amalgamate or deposit to develop different materials.

However, a structural evolution concerning the electronic structures of the atoms is under conserved force and energy. It needs to investigate from the start.

4.0. Conclusion

Atoms evolve structures by almost remaining in the original format of their formation. By following uniform dynamics, atoms first amalgamate. The outer ring electrons in suitable element atoms involve the conserved forces engaging the conserved energy.

Before the execution of dynamics, an atom attains the neutral behavior of that electron from the center. Under the neutral behavior, electrons of a gaseous atom keep orientation $\sim 5^\circ$ along the north pole, semisolid atom $\sim 0^\circ$ along the north-south poles, and solid atom $\sim 5^\circ$ along the south pole. Gaseous and solid atoms evolve the structure in one dimension if one electron executes dynamics.

A structure evolves in two dimensions if two electrons of an atom execute dynamics and three dimensions if three electrons execute dynamics. If the exerted forces are on two poles of the electron, the binding energy generates in a tick symbol shape.

If the exerted forces are on two poles of the electron but in a bit disturbing manner, the binding energy generates in the *L* alphabet shape. Here, atoms evolve structure in three dimensions due to three electron dynamics.

A structure in suitable semisolid atoms evolves in two dimensions when two opposite quadrant electrons execute the dynamics. The shape of generated binding energy is like the Gaussian distribution of turned ends. Semisolid atoms bind adjacently to the targeted atom.

Solid atoms bind laterally from the downsides. However, structure in the gaseous atoms, the binding is from the upward sides.

In the grounded format, the binding of mono-layers is from the downward side. In the space format, it is from the upward side. Mono-layers bind due to the chemical activity of the force and energy. How does an electron develop a neutral state to initiate its dynamics? How do the atoms attain a neutral state for outer ring electrons? These questions leave an intriguing note.

Such studies challenge chemists to quantify the rates of the activities and their consolidation. For future outlook, this study recommends investigating the structural evolution in suitable atoms, then in alloys and compounds.

Acknowledgment:

The author acknowledges the support from whosoever he learned at any stage.

Data Availability Statement:

This work is related to the fundamental nature of science.

Conflicts of Interest:

The author declares no conflict of interest.

References

1. Ali, M., Lin, I-N. Controlling morphology-structure of gold tiny particles, nanoparticles and particles at different pulse rates and pulse polarity. *Adv. Nat. Sci: Nanosci. Nanotechnol.* **10**, 025015 (2019).
2. Kisielowski, C. Observing Atoms at Work by Controlling Beam–Sample Interactions. *Adv. Mater.* **27**, 5838-5844 (2015).
3. M. Ali, I-Nan Lin. Forces driving amalgamation of nanoparticles and particles in solution. *Forces in Mechanics*, 7 (2022) 100076.
4. Ali, M., Lin, I-N., Yeh, C.-J. Tapping Opportunity of Tiny-Shaped Particles and Role of Precursor in Developing Shaped Particles. *NANO* **13**, 1850073 (2018).
5. Park, J., *et al.* 3D structure of individual nanocrystals in solution by electron microscopy. *Science* **349**, 290-295 (2015).
6. Jacobsson, D., *et al.* Interface dynamics and crystal phase switching in GaAs nanowires. *Nature* **531**, 317-322 (2016).
7. Tuma, T., Pantazi, A., Gallo, M. L., Eleftheriou, E. Stochastic phase-change neurons. *Nature Nanotech.* **11**, 693-699 (2016).

8. Zhao, J., Yang, L. Structure Evolutions and Metallic Transitions in In_2Se_3 Under High Pressure. *J. Phys. Chem. C* **118**, 5445-5452 (2014).
9. Rensberg, J. *et al.* Active Optical Metasurfaces Based on Defect-Engineered Phase-Transition Materials. *Nano Lett.* **16**, 1050-1055 (2016).
10. Ali, M., Lin, I-N. Development of Gold Tiny Particles and Particles in Different Sizes at Varying Precursor Concentration. *Adv. Nat. Sci: Nanosci. Nanotechnol.* **11**, (2020) 015006.
11. Ali, M., Lin, I-N. Formation of tiny particles and their extended shapes: origin of physics and chemistry of materials. *Appl. Nanosci.* **9**, 1367-1382 (2019).
12. Ali, M., Lin, I-N. Phase transitions and critical phenomena of tiny grains carbon films synthesized in microwave-based vapor deposition system. *Surf. Interface Anal.* **51**, 389-399 (2019).
13. Ali, M., Ürgen, M. Switching dynamics of morphology-structure in chemically deposited carbon films –a new insight. *Carbon* **122**, 653-663 (2017).
14. Ali, M. Tiny-Shaped Particles Developing a Mono-Layer Shape Dealing with Localized Gravity and Levity at the Solution Surface. (2022), <http://arxiv.org/abs/1609.08047v30>
15. Ali, M., Lin, I-N., Yeh, C.-J., Predictor Packing in Developing Unprecedented Shaped Colloidal Particles. *NANO* **13**, 1850109 (2018).
16. Negishi, Y. *et al.* A Critical Size for Emergence of Nonbulk Electronic and Geometric Structures in Dodecanethiolate-Protected Au Clusters. *J. Am. Chem. Soc.* **137**, 1206-1212 (2015).

17. Manoharan, V. N. Colloidal matter: Packing, geometry, and entropy. *Science* **349**, 1253751 (2015).
18. Suzuki, Y., Cardone, G., Restrepo, D., Zavatteri, P. D., Baker, T. S., Tezcan, F. A. Self-assembly of coherently dynamic, auxetic, two-dimensional protein crystals. *Nature* **533**, 369-373 (2016).
19. Evers, C. H. J., Luiken, J. A., Bolhuis, P. G., Kegel, W. K. Self-assembly of microcapsules via colloidal bond hybridization and anisotropy. *Nature* **534**, 364-368 (2016).
20. Epstein, I. R., Xu, B. Reaction–diffusion processes at the nano- and microscale. *Nature Nanotech.* **11**, 312-319 (2016).
21. Matsumoto, Y. Vascular bursts enhance permeability of tumour blood vessels and improve nanoparticle delivery. *Nature Nanotech.* **11**, 533-538 (2016).
22. Ali, M. Atoms of None of the Elements Ionize While Atoms of Inert Behavior Split by Photonic Current. (2022), <http://arxiv.org/abs/1611.05392v30>
23. Ali, M. Heat and Photon Energy Phenomena: Dealing with Matter at Atomic and Electronic Level. (2022), <https://www.preprints.org/manuscript/201701.0028/v13>
24. Ali, M. Atoms in Gaseous and Solid States and their Energy and Force Relationships under Transitional Behaviors. (2022), <https://doi.org/10.21203/rs.3.rs-88120/v5>
25. Ali, M. Atomic Structure and Binding of Carbon Atoms. (2022), <https://www.preprints.org/manuscript/201801.0036/v13>
26. Ali, M., Ürgen, M. Morphology and Structure of Carbon Films Deposited at Varying Chamber Pressure. (2022), <https://arxiv.org/abs/1802.00730v22>

27. Ali, M., Hamzah, E., Toff, M. R. M. Hard coating deposits: incompatible working energy and forced behaviors of gaseous and solid atoms. *Adv. Mater. Process. Technol.*, (2020), <https://doi.org/10.1080/2374068X.2020.1822055>
28. Ali, M., Lin, I-N. Gold Nanostructures and Microstructures with Tunable Aspect Ratios for High-Speed Uni- and Multidirectional Photonic Applications. *ACS Appl. Nano Mater.*, **3**, 9410-9424 (2020).
29. Ali, M., Transition Energy, Orientation Force and Work Done in Transitional Behavior Atoms: Formulating New Principles in Thermodynamics. ChemRxiv. (2022), DOI: [10.26434/chemrxiv-2022-m6qhd-v8](https://doi.org/10.26434/chemrxiv-2022-m6qhd-v8)

Author's biography:



Mubarak Ali graduated from the “University of the Punjab” with BSc (Phys & Math) in 1996 and MSc in Materials Science with distinction from Bahauddin Zakariya University, Multan, Pakistan (1998); his thesis

work was completed at Quaid-i-Azam University Islamabad. He gained a Ph.D. in Mechanical Engineering from the Universiti Teknologi Malaysia under the award of the Malaysian Technical Cooperation Programme (MTCP; 2004-07) and a postdoc in advanced surface technologies at Istanbul Technical University under the foreign fellowship of The Scientific and Technological Research Council of Turkey (TÜBİTAK, 2010). Dr. Mubarak completed another postdoc in nanotechnology at the Tamkang University Taipei, 2013-2014, sponsored by National Science Council, now M/o Science and Technology, Taiwan (R.O.C.). Presently, he is working as an Assistant Professor on the tenure track at COMSATS University Islamabad (previously known as COMSATS Institute of Information Technology), Islamabad, Pakistan (since May 2008, and the position renewal is in the process) and prior to that, worked as assistant director/deputy director at M/o Science & Technology (Pakistan Council of Renewable Energy Technologies, Islamabad, 2000-2008). The Institute for Materials Research, Tohoku University, Japan, invited him to deliver a scientific talk. He gave several scientific talks in various countries. His core area of research includes materials science, physics & nanotechnology. He was also offered a merit scholarship for the Ph.D. study by the Higher Education Commission, Government of Pakistan, but he did not avail himself of the opportunity. He earned a diploma (in English) and a certificate (in the Japanese language) in 2000 and 2001, respectively, part-time from the National University of Modern Languages, Islamabad. He is the author of several articles available at the following links;

https://www.researchgate.net/profile/Mubarak_Ali5 &

<https://scholar.google.com.pk/citations?hl=en&user=UYjvhDwAAAAJ>