

# Structure Evolution in Atoms of Those Elements Executing Confined Inter-State Electron Dynamics

**Mubarak Ali**

Department of Physics, COMSATS University Islamabad, Park Road, Islamabad-45550, Pakistan, E-mail: [mubarak74@mail.com](mailto:mubarak74@mail.com), [mubarak74@comsats.edu.pk](mailto:mubarak74@comsats.edu.pk)

**Abstract:** It is difficult to understand the structure evolution in atoms executing confined inter-state electron dynamics. The structure of such atoms gets evolved during amalgamation due to significantly attained dynamics. The evolution of such structure takes place in a different format depending on the incurred ground point of atoms. Atoms of each format deal with different forced exertions for their electrons. In neutral state, they transform heat energy into bind energy having shapes like tick symbol, integral symbol or Gaussian distribution symbol as per mechanism of electron dynamics. The evolving structure of atoms at the same level of ground points deals with forced exertions for feasible electrons in the same format as well. In atoms of space format, the structure starts evolving above the typical level ground surface. In atoms of grounded format, the structure starts evolving below the typical level ground surface. The structure of atoms, as per number of quadrants simultaneously execute electron dynamics and starts evolving in different dimensions. Atoms, executing electron dynamics in three quadrants, show a bit different mechanism for structure evolution. Atoms bind at the points of their generated energy because of their identical nature. Amalgamating atoms bind to the targeted atom in a lateral way from upward side and downward side respectively during the evolution of structure in space format and grounded format. In structure of surface format, amalgamated atoms bind to targeted atom in adjacent manner. The binding of atoms in layers for each definite format is by means of trapped force and energy. As a result of chemical activity related to force and energy, the chemical reactivity adheres to mono layers of atoms bound under electron dynamics. A mixed orientation structure develops due to frustrated amalgamation of atoms. This fundamental revolution related to the process whereby structures of atoms

executing electron dynamics for conservative forces evolve shed a new light in the existing state of materials science.

**Keywords:** Structure evolution; Conservative forces; Electron dynamics; Bind energy; Adjacent binding; Lateral binding

## 1. Introduction

The order of solid atoms (unit cell crystal structure in their suitable elements) is mainly recognized by the Bravais Lattices. However, this concept does not adequately explain structure evolution of atoms belonging to different class of elements. Differently synthesized dimensionally controlled and mixed orientational materials (colloids, films, particles, nanocomposite and nano-structured materials, etc.) have been previously discussed in several studies in a different manner as compared to the inherent nature of comprised atoms. Again, it does not appear as a conceptual study to understand the mechanisms of binding atoms of suitable elements. Bravais Lattices' concepts appear to be qualitatively workable when we talk about structure evolution in solid atoms. This is because mechanisms of structural evolution of suitable materials under experimental observations help to visualize the resolution at atomic level. Those materials do not indicate validation of their structures under the prediction of concepts of Bravais Lattices and associated theories of crystal structures. They develop mainly due to transition states of their atoms. Their atoms amalgamate for significantly attained dynamics. Different photons and protocols of nano-energy are utilized to develop those materials [1].

A unit cell defines the basis of binding of certain atoms in the form of crystal structure. The repeating patterns in the space are said to be located at the points of the Bravais Lattices, which define three-dimensional space and there are fourteen ways involving the seven crystal systems. However, new insights and perspectives coupled with observations and visualizations of materials at atomic level enable us to visualize the on-going process for certain atoms under certain conditions of their processing. This requires understanding the nature and behavior of atoms belonging to their different groups of elements. In fact, it was not the case with evolving or developing structure of

atoms belonging to various elements, but it was a matter of revisiting the features tracing the nature and behavior of atoms under consideration and investigation. They are now becoming apparent in terms of attained dynamics followed by execution of their electron dynamics, where energy and force, in different manners, are the key components. Developing gold tiny particles, nanoparticles and particles having their different shape and structure is subject to the modes of customized energy and encapsulated forces [1].

By the application of advanced microscopy, atoms at work are observed revealing the charge dynamics [2]. With the help of advanced microscopy, it is now possible to observe structure of tiny-sized particles near atomic resolution revealing different attained dynamics and electron dynamics of their atoms [1, 3, 4]. Platinum nanoparticles synthesized in solution provide a means to understand structure at nanoscale [5]. In gallium arsenide nanowires, Jacobsson *et al.* [6] observed that the crystal phase switched under varying growth conditions. Tuma *et al.* [7] discussed the physics of a phase transition of neurons from amorphous to crystal state. Zhao and Yang [8] studied the structure evolution of indium selenide by varying the pressure. Rensberg *et al.* [9] demonstrated phase transition in vanadium dioxide material where optical properties changed depending on its attained state. Previous studies of gold particles [1, 3, 4, 10, 11], silver particles [4], particles of binary composition of gold and silver [4], and grains of carbon-based films [12, 13] concluded that amalgamation of atoms takes place through their attained dynamics. Again, a study on the development of monolayer triangle-shaped tiny particle along with modification of arrays of atoms into structures of smooth elements has been discussed [14]. Predictor packing while developing particles of high aspect ratio shapes under tuned parameters of the process was discussed [15]. About 25 to 144 gold atoms in their clusters form non-fcc geometric structures, whereas beyond this range, fcc structures are formed [16]. Some of the studies have discussed and shown live visuals of amalgamating particles [17-21], which indicate the crucial role of dynamics to regulate structure in different materials. Input source of energy in those processes is a photonic current instead of electronic (electric) current [22] and analogy between photon and electron has been described elsewhere [23]. The origin of some

atoms in gas state or solid state was explained [24] and atomic behavior of tiny-sized particles was considered substantial when they were used as nanomedicine [25].

Solid (semi-solid) atoms when in possession to execute electron dynamics require certain conditions for structure evolution depending on the nature of attained dynamics followed by the execution of their confined inter-state electron dynamics. Atoms of some elements bind without searching certain conditions required to execute their electron dynamics. Their amalgamation per unit area is suitably tracked by the difference of available forces along the opposite poles, where engaged energies bind them. For example, in case of graphite state carbon atoms, where they have attained the neutral state from gas state to develop two-dimensional structure or disordered structure prior to their amalgamation has also been referred [26]. So, they do not require executing electron dynamics at the instant of amalgamation. Therefore, in a certain electronic configuration, atoms can bind only due to attained dynamics. Such atoms attain equilibrium state prior to their amalgamation. Hence, their electrons do not execute dynamics as their filled states maintain the equilibrium state of atom. Their atoms maintain structure only for the arrested energy. The arrested energy performs action with a weak force. So, the structures of atoms represent the class of soft materials. However, this cannot be the case with any targeted atom that binds to amalgamated atoms by maintaining ground point, starting just below the typical level ground surface. The conversion of gas state carbon atoms into graphite state carbon atoms and diamond state carbon atoms under varying chamber pressure is discussed where different rate of arriving typical energy near substrate surface have contributed for their content-specific growth [27]. However, atoms of some elements, which show semi-solid, liquid or gas behaviors having ground points starting just above the typical level ground surface, require certain conditions for binding to targeted atom in the space format. Atoms of some elements, which show solid behavior having ground points starting just below the typical level ground surface, also require certain conditions for their binding to targeted atom in the grounded format. Atoms of some elements, which show highly solid behavior having ground points much below the typical level ground surface, require certain conditions for their binding to targeted atom in the highly grounded

format. However, in case where atoms of semi-solid behavior having ground points just at typical level ground surface, require minute level of certain conditions for binding to targeted atoms in the surface format is required. The atoms of ground point much below the typical level ground surface while dealing with synthesis at typical level ground surface involve much varied conditions of the process. Atomic structure of titanium and nitrogen elements was described where gas and solid atoms maintain a common ground point while dealing with the certain transition states to develop a structure with hard coating [28].

A structure plays a central role to govern many remarkable applications of certain phenomena, mechanisms and behaviors. It is also the source of transportation of energy in its different forms along with the propagation of photonic current from generation point to consumption point. Therefore, to study and understand structure evolution in atoms available within their natural environment above the typical level ground surface, at typical level ground surface and below typical level ground surface is a topic of interest. It is essential to design and operate their sustainable nano- and micro-devices where their reliability is a core issue. In this work, the mechanisms of binding different atoms and the evolving different possible structures as per format (level of their existing ground points) are discussed. This study focuses on binding mechanisms in all those atoms which are eligible to execute confined inter-state electron dynamics. In this case, the conservative force is only entitled to exert (involve) at electron level for generating the conserved energy, which is being engaged to bind the atoms.

Due to gauge limitation, a carbon atom of any state does not undertake the execution of confined inter-state electron dynamics. So, the formation of their structures is more like ‘developing’ instead of ‘evolving’. Depending on the nature of state of a carbon atom, it goes either for partially non-confined inter-state electron dynamics or fully non-confined inter-state electron dynamics to form structure. In fully non-confined inter-state electron dynamics of lonsdaleite, diamond and graphene state carbon atoms, first energy, in non-conserved manner, is involved, which engages the force to keep orientating their electrons in non-conserved manner, too as discussed in another study

[26]. In partially non-confined/confined inter-state electron dynamics of graphite, nanotube and fullerene state carbon atoms and the functioning of force remains balanced at the instant of transferring filled state electron (to nearby unfilled state) by following the trajectory of energy having a parabola symbol shape [26]. Frictional forces (non-conservative forces) are anticipated as well while developing the hard coating through different gas and solid atoms [28]. Those studies deal with the formation of structures as well. In the case of present study, it is related to atoms of those elements which can execute confined (instead of partially confined or non-confined) inter-state electron dynamics as per their nature-wise built-in gauge.

## **2. Results and discussion**

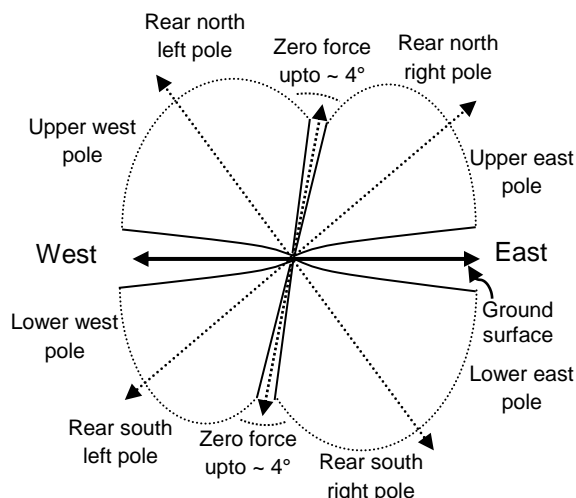
While developing structures of atoms as per certain set conditions of the process and depending on the nature of their atomic structure, the atoms are considered to express stability in the possible applications. Stability of structure is at a different scale and for different functioning for targeting certain applications, and it depends on the features of comprising atoms. The goal of introducing certain conditions of the process is to regulate atoms both under attained dynamics and electron dynamics (of usefulness) for the evolution of their certain specific structure.

Solid atoms do not bind under van der Waals interactions [3, 14]. Their bindings also do not comply with the electrostatic interactions (Coulomb's Law) [14]. None of the atoms evolving structures of different types ionize [22]; they ionize neither on amalgamation (binding) nor prior to amalgamation. However, an atom can undertake different attained dynamics as per the set local conditions of the process. At the instant of neutral behavior of silicon atom, it executes confined inter-state dynamics of electron where, under the suitable supply of heat energy, it generates the photon energy shaped like a wave [23]. A solid atom when converted into liquid transition state decreases the potential energy of electrons under decreasing exerted gravitational force resulting in the contraction of clamped energy knots, which is not a case with a gas atom [24]. Lattice of a carbon atom along with electronic configuration of its different states is described where each different state works for different format of exerting forces (above

typical level ground surface – gas state carbon atom, just at typical level ground surface – graphite state carbon atom, just below the typical level ground surface – lonsdaleite state carbon atom or below the typical level ground surface – diamond state carbon atom) [26]. Again, hard coating developed due to the altered ground points of gas and solid atoms where they attained the common point of deposition, which is nearly at mid-point of their ground points at the instant of desired transition states [28].

These studies enlighten us that the evolution of structure in atoms depends on their typical level ground surface, where conservative forces can be divided into three main categories – starting just above typical level ground surface, at typical level ground surface and starting just below typical level ground surface. In the case where ground points of atoms remain above the typical level ground surface, the atoms are eligible to evolve different structures having space format. In the case where ground points of atoms remain at typical level ground surface, the atoms are eligible to evolve different structures having surface format. In the case where ground points of atoms remain below the typical level ground surface, the atoms are eligible to evolve different structures having grounded format.

For structure evolution in surface format, atoms of suitable elements amalgamate due to significantly attained dynamics where exerting forces for their electrons remain mainly along the east-west poles and sub-poles of east-west poles. When execution of electron dynamics is eligible for one quadrant, two quadrants or four quadrants of the targeted atom, it evolves the structure of one-dimension, two-dimension or four-dimension on appreciable amalgamation of one atom, two atoms or four atoms of identical nature respectively. The relevant poles of exerting forces at electron level to atoms of surface format are shown in Figure 1. A zero-force axis does not deal with any exertion of force. This is related to center of inter-crossed overt photons which form lattices of atoms belonging to different elements.



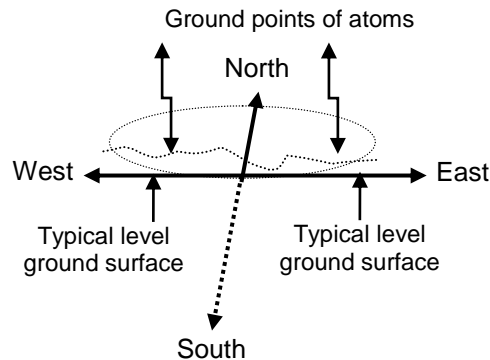
**Figure 1:** Estimated axes of surface format showing exertion of forces along the different poles – confined inter-state dynamics of suitable electrons of related atoms generated binding energy to bind them

Zero force axis between different opposite sides of the poles of exerting forces changes into a butterfly shape (Figure 1). Further details of the regions related to solution surface where negligible forces, average leveled forces and exceeded leveled forces are discussed in a separate study [29]. For structure evolution of atoms of surface format having different dimensions, the ground point of targeted atom is to be considered at typical level ground surface. The ground point of identical natured amalgamating atoms is also considered at typical level ground surface.

The amalgamated atoms of certain elements, where their ground points are just above typical level ground surface, maintain a gaseous behavior. It is because of the variation in the leveled surface of ground. So, they enable binding to targeted atom having ground point also above typical level ground surface evolving structure in the space format and this should be considered in relation to vaporous or gas atoms. When electron dynamics of such atoms are in one quadrant or two quadrants, they help in directing the evolution of the structure in one-dimension or two-dimension respectively. But, here the generated binding energy under the execution of electron dynamics has a large portion due to levitational behavior of the exerted forces related to relevant electrons in the space format. Estimated axes of forces in space format are shown in



Figure 2. In atoms of space format, forces exerted along the north-side and east-west sides of their suitable electrons evolve structures of different dimension.

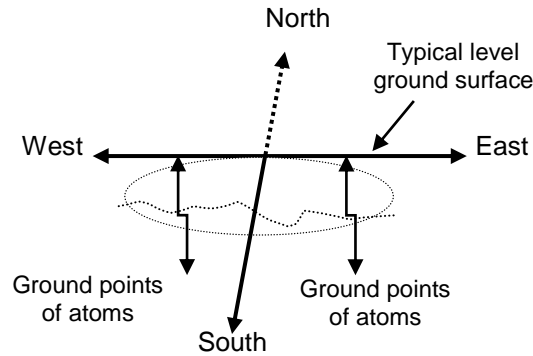


**Figure 2:** Estimated axes of space format showing exertion of forces along the different poles – confined inter-state dynamics of suitable electrons of related atoms generated binding energy to bind them

Structure evolution in space format is more related to atoms of liquid or soft behavior elements. Their atoms deal with vaporous or gaseous behavior, which is less than that of atoms of semi-solids. In some cases, atoms can be in gas state prior to evolution of their structures if executing confined inter-state electron dynamics remains under the involvement of conservative forces. In such atoms, electrons possess the least required potential energy. Atoms bind to the targeted ones from the upper side while arriving along a steep open path, where they maintain attaining(ed) dynamics in a uniform manner. Their structures have vaporous (foggy, steamy or smoky) forms.

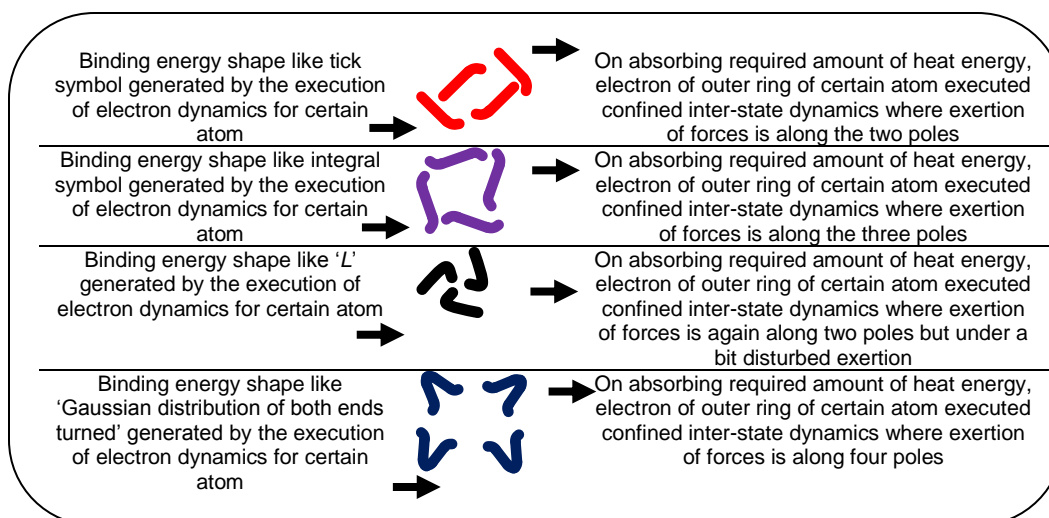
The evolution of structure in the grounded format is possible in all those atoms which retain ground points below the typical level ground surface. When electron dynamics in their atoms is for one quadrant or two quadrants, they evolve structure of one-dimension or two-dimension respectively. Here, the forces exerted to electrons of atoms are because of their gravitational behavior. Here, forces exerted along the south-side and east-west sides of suitable electrons of atoms having grounded format evolve structures of different dimension under the generated binding energy. Estimated axes of forces in grounded format are shown in Figure 3. Structure evolution in grounded format is more related to atoms of original solid behavior elements. In such atoms, electrons possess the maximum required potential energy. Atoms bind to the targeted ones from

the lower side while arriving along a steep open path, where they maintain attaining dynamics in a uniform manner.



**Figure 3:** Estimated axes of grounded format showing exertion of force along the different poles – confined inter-state dynamics of suitable electrons of related atoms generated binding energy to bind them

None of the electrons at the center of atoms are available because of the precise inter-crossed overt photons constructing the lattice of atoms belonging to different elements [24]. Therefore, the center of each atom functions as the reference point (origin) for different forces exerted to electron of certain quadrant where it executes confined inter-state electron dynamics to generate certain shape binding energy (as per built-in gauge). Structure evolution in atoms of different formats involves the exertion of forces to electrons along the two poles, three poles or four poles in their suitable quadrant(s). The different generated characteristic energies of confined inter-state electron dynamics in different format atoms are shown in Figure 4 when electrons indicate the dynamics for exertion of forces along the two poles, three poles, again two poles but under a bit disturbed exertion and four poles. The generated characteristic energies due to the execution of electron dynamics by atoms of suitable elements indicate that generated photons are not only in a wave like shape, but they are also in other shapes as in the case of shape of binding energy shown in Figure 4. Further detail is given in a separate study [23].



**Figure 4:** Characteristic binding energies generated in different shapes under different confined inter-state electron dynamics to evolve structures of different dimension in associated format of exerting forces

In the case where forces exerted to two poles of electron are involved, generated energy along the trajectory is shaped like a tick symbol. It retrieves position to the original state due to built-in limitation of its gauge in the atom. How can structure evolution for different dimensions in such atoms be identified as per availability of quadrant(s) regulating the execution of confined inter-state electron dynamics? In the case where exerting forces for three poles of electron are involved, energy generated along the trajectory is shaped like an integral symbol. It retrieves position to the original state without occupying the nearby unfilled state. Atoms of such behavior can also be identified from the Periodic Table along with dimensions of the structure. In the case where exerting forces for four poles of electron are involved, energy generated along the trajectory is shaped like 'Gaussian distribution of both ends turned'. Here, electron completes full inter-state dynamics under forward direction cycle or reverse direction cycle.

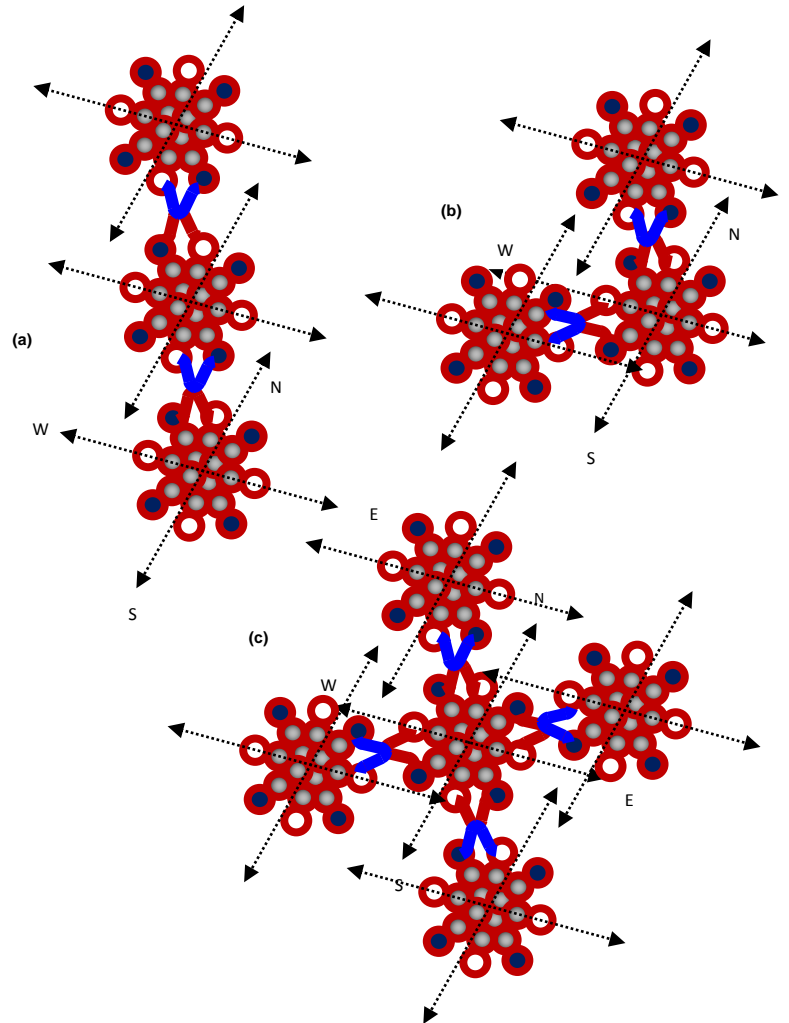
The three-dimensional structures of all those atoms get evolved when they possess the ground points just below the average level ground surface. Binding energy shaped like 'L' is generated under the execution of confined inter-state electron dynamics of those atoms as shown in Figure 4. Here, electrons of outer ring (belonging to filled states) of atoms remained there with a difference of angle of  $\sim 120^\circ$ . But two of them remained below east-west poles to possess (maintain) the solid behavior of their atom.

In executing the electron dynamics of such atom, its above positioned filled state electron gets transferred to the unfilled state just below the surface, where that electron does not entirely cross the north-pole. It retrieves back without having contact with energy knot of the unfilled state. That electron does not visualize the forced exertion towards the side because of facing the front side of the certain portion of energy knot clamped to that unfilled state. Certain portion of energy knot is precisely in front of faced side of that electron. This entire process of generating energy shaped like 'L' is also being controlled at the centre of atom. Remaining two electrons of outer ring also execute the dynamics in a similar manner. They do not involve the crossing of their north-pole and south-pole. They just attempt to cross their pole. Because of arriving at adjacently positioned unfilled states just downward to filled states electrons (in a lateral manner), those electrons (of filled states) retrieve to original states where their forward exerting forces are rightly ended by the regions of energy knots clamped to unfilled states. So, electrons do not position for new states and occupy the states laterally positioned to their original (downward) unfilled states. Thus, those electrons retrieve to their original states (without occupying to unfilled states) under the precise execution of opposite dynamics and by following the configured trajectory shaped like 'L'. Thus, each such electron generates energy shaped like 'L' for a single attempt (execution). Therefore, their atoms evolve three-dimensional structure. Such evolved structures of atoms are expected to have a naturally finished surface and tough features. The element of ductility is minimized due to the involvement of minute level of turning force in their binding energy. Such atoms deal with a partial lateral binding and a partial adjacent binding.

A neutral state atom possesses electrons with no contact with their clamping energy knots where each of them remains in their respective energy knot. Thus, it is being controlled by the exerting orientationally controlled forces along its fixed poles. Here because of the equal exertion of forces to electron along its east and west poles (sides), the exertion of forces to its north and south poles (tips) becomes equal in each case. Under suitable fabrication process, all electrons of silicon atom can work neutrally where only four electrons of outer ring are eligible to execute confined inter-state

dynamics. For shaping heat energy into bind energy under the execution of confined inter-state electron dynamics of targeted atom, the requirement of binding atoms is to amalgamate them under appreciable attained dynamics.

In a neutral silicon atom, when only one amalgamated atom binds to region of one electron of one quadrant, it executed confined inter-state dynamics to evolve a one-dimensional structure as shown in Figure 5 (a). In the neutral silicon atom, when only two amalgamated atoms bind to regions of electrons of two quadrants, they executed confined inter-state dynamics to evolve a two-dimensional structure as shown in Figure 5 (b). In a neutral silicon atom, when four amalgamated atoms bind to regions of four electrons of all four quadrants, they executed confined inter-state dynamics to evolve a four-dimensional structure as shown in Figure 5 (c).



**Figure 5:** Binding of silicon atom(s) to the targeted one under the execution of confined inter-state electron dynamics when for (a) one quadrant evolving a one-dimensional structure, (b) two quadrants evolving a two-dimensional structure and (c) four quadrants evolving a four-dimensional structure

A silicon atom attains ground point at typical ground surface level, so its electron dynamics executed for exerting forces in surface format are functioning along all four poles. When confined inter-state electron dynamics executed in one quadrant, two quadrants and four quadrants of the targeted atom, the structure evolution is in one-dimension, two-dimension and four-dimension respectively. In four-dimensional structure evolution, all four electrons of outer ring belonging to all four quadrants of the atom enable execution of dynamics to influence forces of relevant poles where uninterrupted inter-state electron dynamics generates photon energy shaped like a wave. The photon energy shaped like a wave has the characteristic of current [23].

In structure evolution of atoms dealing mainly with force in surface format, generated energies of amalgamated atoms bind adjacently to generated energy of targeted atom where the dimensionality (and length) of structure depends on rate (mode) of amalgamating atoms under specified controlled orientations. So, this is the case in atoms of space format and grounded format. However, in structure evolution of atoms dealing mainly with force in space format, generated energies of amalgamated atoms bind laterally to generated energy of targeted atom from the upward side. In structure evolution of atoms dealing mainly with force in grounded format, generated energies of amalgamated atoms bind laterally to generated energy of targeted atom but from the downward side. These binding energies evolving structure of different dimension and format are generated under the confined inter-state electron dynamics with the involvement of conserved forces. Thus, they keep the structure bound in the conserved manner as well. The ground points of the targeted atoms evolving structure of different dimension and format are considered when they introduced the neutral behavior at the instant of binding to generated energy of identical nature amalgamated atoms. Electron dynamics indicate the changing aspects of electron within the inherently (naturally) built-in 'inter-state gap' (gauge). Attained dynamics of atoms signify the changed aspects of atoms till their amalgamation.

Atoms belonging to metals of even least solid behavior possess many rings of electrons where their outer ring possesses several unfilled states including palladium where a smaller number of unfilled states is involved. Atoms of those elements are eligible to evolve structures related to grounded format. So, it is similar in the case of gold, silver, platinum, etc. Therefore, atoms of certain elements working below the level of typical level ground surface are candidates for evolving different dimension structures of grounded format where the regions of forces belonging to east and west poles also play a significant role.

In those atoms where one more ring is involved in silicon atom instead of complete transfer of certain electron (of outer ring) to nearby unfilled state, there is retrieval to the original state by executing confined inter-state electron dynamics only under the exertion of three forces as the electron of inner ring under certain position in its atom ended exerting force along the fourth pole. Here, electrons of the second last ring in the atom increase in number. So, the binding energy generated through confined inter-state electron dynamics of such atoms has a shape like integral symbol. In those atoms where one more ring is involved instead of complete transfer of certain electron (of outer ring) to nearby unfilled state, the only retrieval to the original state takes place by executing confined inter-state electron dynamics under the exertion of two forces as the electron of inner ring under certain position in its atom ended exerting force along the third and fourth poles. Here, electrons of the second last ring in the atom increase in number. So, the binding energy generated through confined inter-state electron dynamics of such atoms has a shape like tick symbol. Atoms of those elements where their nature allows generating binding energy in different shapes can be explored.

The formation of multiple-layers of atoms, having forced exertions to suitable electron(s), in space format, surface format and grounded format follow the same mechanism as in the case of formation of a mono layer. But, lateral-wise binding (of mono layers) is by means of trapped force and energy between the atoms of mono layers. Gas (or liquid) atoms of each forming new mono layer bind from the upper side in space format. Solid atoms of each forming new mono layer bind from the lower side in grounded format. However, it is required to investigate layer by layer adhering atoms

of various elements. Force and energy trapped between mono layers restore the original condition (contraction and expansion) of unfilled energy knots of their bound atoms (in a mono layer). The force and energy are not related to a photon. They are related to the chemical activity equilibrizing (neutralizing) the chemical reactivity of the process in relation to the electronic structures. The reaction leads to the adherence of mono layers of bound atoms on permanent basis.

The evolution of structures like simple cube, face-centered cube and body-centered cube, etc. are not possible in atoms of none of the elements and validity of the Bravais Lattices concepts may fulfil only in the case of structures where atoms amalgamated only under their attained dynamics. To express evolution of structure in different class of atoms, it is under the execution of their electron dynamics as per occupied zones of exerting forces. This is also because atoms do not follow conventional insights to explain their structure as their existence is meant for certain nature. The amalgamations of atoms in primitive cell of face-centered cube require order in terms of attained dynamics with respect to the atom at the center of each face. Here one question arises: how does it happen? Again, amalgamated atoms bind to the central atom of the six faces while evolving primitive cell of the body-centered cube. Here, it is required that force to electrons of that atom in six quadrants should be exerted at once to release the binding energy (under the execution of dynamics) to bind at six different regions, which appears to be again illogical. Graphite state carbon atoms when amalgamate at typical level ground surface, they deal with uniform level of their surrounding forces. Thus, keeping the structure as it is until an exceeded level of force does not influence them. Such structure evolution is only under attained dynamics as discussed elsewhere [26]. Similarly, under certain transfer mechanism of electrons, their atoms may bind under attained dynamics and resultantly justify the Bravais Lattices' concepts and others.

An untimed electron transition does not cause the atoms to bind and an amalgamated atom may bounce back on disfiguring the bound ones and resultant structure can be the one where, at least, the order of binding energy is not a requirement. To evolve ordered structures of atoms in their binary or ternary



composition, it becomes intricate due to the insertion of atoms dealing with different nature of electron dynamics.

Structures of mixed orientation involve different ordering in bound atoms. So, evolution of non-crystalline (or amorphous) structure is in the mixed orientation order. In the structure of mixed orientation where atoms deal with uniform behavior of binding in the long range, they can be termed as materials of long-range order. In the structure of mixed orientation where atoms deal with uniform behavior of binding in the short range, they can be termed as materials of short-range order. All those atoms of solid behavior, which evolve structure of certain dimension in any format, also evolve structure of mixed orientation as per deviation of their natural sort of conditions.

However, atoms that either dissociate from their precursor or eject from their sources (targets), amalgamate at dedicated substrates, flat interface or other kinds of surfaces, which are as per their attained dynamics. They develop (not evolve) a structure because of attaining certain transition state. A platform (base) to evolve certain structures influences the ordering of atoms. Some aspects of the implications of input parameters on the localized process conditions in amalgamation of various behavior atoms at such platforms are discussed [13]. In addition to main process parameters, their developing structures pursue control of parameters locally as well. A bit intricate process condition due to the addition of contaminants may result into the disfiguring of certain developing structure. The repeated orders of atoms form a structure of expanded lattice.

A tiny-shaped particle of mono layer represents the three-dimensional structure of surface format where atoms of arrays elongated to develop their structures of smooth elements [14]. A modified structure is a structure where atoms are bound under certain transition states dealing with elongation or deformation. A further modified shape structure is related to the development of structure under the forcing energy of travelling photons along with their suitable interface where atoms of arrays are elongated first under the exertion of forces along the relevant poles of their electrons. However, a tiny-sized particle structure of space format or grounded format does not elongate to convert developing structure of smooth elements because of the exerting forces on electrons

related to levitational and gravitational behaviors. This way, atoms also deal with electron dynamics when they develop their different structures. However, they are related to non-conservation of energy and force. They were not treated in differently developed processes to develop a structure under the conditions originally meant for them at the instant of natural evolution of their structure and in the natural sort of environment. In natural sort of environment, they (suitable atoms) deal with both force and energy in a conserved manner and their structure gets evolved.

Nevertheless, the structural evolution of atoms in different dimensions and formats dealing with the conservative forces as the topic of present study takes place in natural conditions. The structural evolution of atoms with respect to behavior of electronic structures of different atoms accommodating force and energy in a certain manner is a process of chemical reactivity. This is the case with structure evolution in all three formats for atoms of conserved force engaging a conserved energy too. To evolve master structures in neutral state of atoms dealing with the conservative forces, their certain electrons are required to exert forces for at least along two poles to attain the effective dynamics. A master structure is an original structure related to first-hand evolved structure of atoms.

Our investigations possess a difference between monolayer and mono layer (mono-layer). Mainly, a “monolayer” designates to the ordering of atoms in a single layer in the form of assembly having the compactness. On the other hand, a “mono layer” (or mono-layer) mainly designates to a layer of specific shape of atoms; on joining mono layers, they increase lateral-wise the width of their nanoparticle or particle.

### **3. Conclusion**

Nature of atomic structure governs its mechanism of binding to identical natured amalgamated atom under attained dynamics where the confined inter-state electron dynamics under the exertion of relevant forces generates the conserved binding energy. A conserved energy of certain shape generated by the targeted atom (by the application of confined inter-state electron dynamics exerting conservative forces of relevant poles)

binds to conserved energy of identical shape generated by the identical neutral state atom amalgamating under the appreciably attained dynamics.

Atoms of suitable elements maintain ground points starting just above the typical ground surface level involving exerted force to their certain electron(s) in one quadrant or two quadrants; as a result, structures of one-dimension or two-dimension evolve respectively. Solid atoms of certain elements where they maintain ground points starting just below the typical ground surface level evolve structures of one-dimension or two-dimension as per the execution of confined inter-state electron dynamics for one quadrant or two quadrants respectively. Atoms of these elements do not evolve structure of four dimensions, but they do evolve structures of three-dimension where they involve the exerting force to electrons in a bit disturbed (intricate) manner. Suitable electrons of such atoms involve exerting forces along two poles in a conserved manner.

In the case of atoms evolving structure of space format and grounded format, the generated binding energy is in the shape of tick symbol where exerting forces to their electrons are related to only two poles. When execution of electron dynamics is only for one quadrant, one-dimensional structure is evolved. When execution of electron-dynamics is for two quadrants, two-dimensional structure is evolved. However, in the case where an atom undertakes a bit disturbed behavior of exerting forces along two poles of its suitable electron, the generated binding energy is in the shape of 'L' symbol. Such atoms form a structure of three-dimension. This is because of the disturbed executing dynamics by that electron under an attempt to cross the north-pole (or south-pole) of atom. The generated binding energy in atoms of evolving structure of space format and grounded format is in the shape of integral symbol where forces exerted to their suitable electrons are along the three poles.

The generated binding energy while evolving structure of atoms in surface format is in the shape of 'Gaussian distribution of both ends turned' where exerted forces to electrons are related to four poles. When execution of electron dynamics is for one quadrant, two quadrants and four quadrants, one-, two- and four-dimensional structure is evolved.

Each shape of energy binds atoms of neutral behavior to evolve structure of space format, surface format or grounded format, which is generated under the execution of confined inter-state electron dynamics. For structure evolution in surface format, generated energy between the atoms binds them adjacently (side-to-side). For structure evolution in space format, generated energy between the atoms binds them laterally from the upward side. For structure evolution in grounded format, generated energy of atoms binds them laterally from the downward side. For three-dimensional structure evolution, solid atoms belonging to suitable elements bind partially in the lateral manner and partially in the adjacent manner because of the shape (*L*-shape) of generated binding energy.

For evolution of structure in space format, relevant atoms do not deal with exertion of forces to south-sided tips of their electrons. For evolution of structure in surface format, relevant atoms mainly deal with exertion of forces along the east and west poles of their electrons where forces of north-south poles intervene at a less pronounced level. So, such semi-solid behavior atoms also evolve a four-dimensional structure when electron dynamics for all four quadrants executed. For evolution of structure in atoms of grounded format, the atoms do not deal with exertion of forces to north-sided tips of their electrons.

Binding layer by layer atoms for each specified format is by means of trapping force and energy between their mono layers; in grounded format, binding atoms of each new mono layer is from the lower side, whereas, in space format, binding atoms of each new mono layer is from the upper side. Mono layers adhere lateral-wise because of the chemical reactivity between them.

In a structure where atoms do not undertake regularity in terms of attained dynamics, a mixed order structure gets developed. The evolution of a structure in mixed orientation (order) involves non-orientated ordering of atoms –either in a long range or in a short range depending on the continuity in attained orientation of amalgamated atoms. Atoms of viable elements evolve mixed orientation structures when amalgamated under their frustrated dynamics. The varied localized conditions of the

process, input parameters and platform/base can influence ordering of atoms in certain dimension.

As an outlook for future, this study recommends investigating the detailed mechanisms of structural evolution of atoms in all class of elements, their compounds and different compositions in accordance with the force and energy behaviors at typical level ground surface, above and below the typical ground surface level. Understanding in the attained dynamics of atoms to evolve structure of certain size and shape prior to studying electron dynamics is also essential. The mechanisms of evolving structures in atoms of different formats can be indigenously incorporated to evolve (rather than develop) original structures. These require the insertion of same hierarchies in different processes and methods as atoms are relishing in original environments. Atoms experience exerting forces to electrons in a conservative mode in their relevant format. Now, it is possible to go for elucidation of the binding mechanisms in identical class of atoms, in different class atoms, in different scale of compositions, and hence, to study their structure-property relationship under the description of sustainable science.

## References:

1. Ali, M., Lin, I –N. Controlling morphology-structure of gold tiny particles, nanoparticles and particles at different pulse rates and pulse polarity. *Adv. Nat. Sci: Nanosci. Nanotechnol.* **10**, 025015 (2019).
2. Kisielowski, C. Observing Atoms at Work by Controlling Beam–Sample Interactions. *Adv. Mater.* **27**, 5838-5844 (2015).
3. Ali, M., Lin, I –N. Effects of the Electronic Structure, Phase Transition and Localized Dynamics of Atoms in the Formation of Tiny Particles of Gold. <http://arxiv.org/abs/1604.07144>
4. Ali, M., Lin, I –N., Yeh, C. -J. Tapping Opportunity of Tiny-Shaped Particles and Role of Precursor in Developing Shaped Particles. *NANO* **13** (7), 1850073 (16 pages) (2018).
5. Park, J., *et al.* 3D structure of individual nanocrystals in solution by electron microscopy. *Science* **349**, 290-295 (2015).

6. Jacobsson, D., *et al.* Interface dynamics and crystal phase switching in GaAs nanowires. *Nature* **531**, 317-322 (2016).
7. Tuma, T., Pantazi, A., Gallo, M. L., Eleftheriou, E. Stochastic phase-change neurons. *Nature Nanotech.* **11**, 693-699 (2016).
8. Zhao, J., Yang, L. Structure Evolutions and Metallic Transitions in In<sub>2</sub>Se<sub>3</sub> Under High Pressure. *J. Phys. Chem. C* **118**, 5445-5452 (2014).
9. Rensberg, J. *et al.* Active Optical Metasurfaces Based on Defect-Engineered Phase-Transition Materials. *Nano Lett.* **16**, 1050-1055 (2016).
10. Ali, M., Lin, I –N. Development of Gold Tiny Particles and Particles in Different Sizes at Varying Precursor Concentration. <http://arXiv.org/abs/1604.07508>
11. Ali, M., Lin, I –N. Formation of tiny particles and their extended shapes: origin of physics and chemistry of materials. *Appl. Nanosci.* **9**, (2019) <https://doi.org/10.1007/s13204-018-0937-z>.
12. Ali, M., Lin, I –N. Phase transitions and critical phenomena of tiny grains carbon films synthesized in microwave-based vapor deposition system. *Surf. Interface Anal.* **51**, 389-399 (2019).
13. Ali, M., Ürgen, M. Switching dynamics of morphology-structure in chemically deposited carbon films –a new insight. *Carbon* **122** (2017) 653-663.
14. Ali, M. Tiny-Shaped Particles Developing Mono Layer Shape Dealing with Localized Gravity at Solution Surface. <http://arxiv.org/abs/1609.08047>
15. Ali, M., Lin, I –N., Yeh, C. –J., Predictor Packing in Developing Unprecedented Shaped Colloidal Particles. *NANO* **13** (9), 1850109 (15 pages) (2018).
16. Negishi, Y. *et al.* A Critical Size for Emergence of Nonbulk Electronic and Geometric Structures in Dodecanethiolate-Protected Au Clusters. *J. Am. Chem. Soc.* **137**, 1206-1212 (2015).
17. Manoharan, V. N. Colloidal matter: Packing, geometry, and entropy. *Science* **349**, 1253751 (2015).
18. Suzuki, Y., Cardone, G., Restrepo, D., Zavatteri, P. D., Baker, T. S., Tezcan, F. A. Self-assembly of coherently dynamic, auxetic, two-dimensional protein crystals. *Nature* **533**, 369-373 (2016).

19. Evers, C. H. J., Luiken, J. A., Bolhuis, P. G., Kegel, W. K. Self-assembly of microcapsules via colloidal bond hybridization and anisotropy. *Nature* **534**, 364-368 (2016).
20. Epstein, I. R., Xu, B. Reaction–diffusion processes at the nano- and microscale. *Nature Nanotech.* **11**, 312-319 (2016).
21. Matsumoto, Y. Vascular bursts enhance permeability of tumour blood vessels and improve nanoparticle delivery. *Nature Nanotech.* **11**, 533-538 (2016).
22. Ali, M. Atoms of None of the Elements Ionize While Atoms of Inert Behavior Split by Photonic Current. (2019), <http://arxiv.org/abs/1611.05392>
23. Ali, M. Heat and Photon Energy Phenomena: Dealing with Matter at Atomic and Electronic Levels. (2017), <https://www.preprints.org/manuscript/201701.0028>
24. Ali, M. Atoms in Gaseous and Solid States. (2019), <https://www.researchgate.net/publication/323723379>
25. Ali, M. Nanoparticles –Photons: Effective or Defective Nanomedicine. *J. Nanomed. Res.* **5** (6), 241-243 (2018).
26. Ali, M. Atomic Structure and Binding of Carbon Atoms. (2019), <https://www.preprints.org/manuscript/201801.0036>
27. Ali, M., Ürgen, M. Deposition of Different Morphology-Structure of Carbon Films under Varying Chamber Pressures. (2019), <https://arxiv.org/abs/1802.00730>
28. Ali, M., Hamzah, E., Toff, M. R. M. Hard Coating Deposits: Incompatible Working Energy and Forced Behaviors of Gas and Solid Atoms. (2019), <https://www.preprints.org/manuscript/201802.0040>
29. Ali, M., Lin, I –N. Nucleation and Structural Identification in Gold Particles of High Aspect Ratios through Mechanistic Approach. (2019), <https://www.researchgate.net/publication/329066950>

## Author's biography:



**Mubarak Ali** graduated from University of the Punjab with BSc (Phys & Maths) in 1996 and MSc Materials Science with distinction from Bahauddin Zakariya University, Multan, Pakistan (1998); his thesis work completed at Quaid-i-Azam University Islamabad. He gained PhD in Mechanical Engineering from the Universiti Teknologi Malaysia under the award of Malaysian Technical Cooperation Programme (MTCP;2004-07) and postdoc in advanced surface technologies at Istanbul Technical University under the foreign fellowship of The Scientific and Technological Research Council of Turkey (TÜBİTAK, 2010). He completed another postdoc in the field of nanotechnology at the Tamkang University Taipei (2013-2014) sponsored by National Science Council now M/o Science and Technology, Taiwan (R.O.C.). Presently, he is working as Assistant Professor on tenure track at COMSATS University Islamabad (previously known as COMSATS Institute of Information Technology), Islamabad, Pakistan (since May 2008) and prior to that worked as assistant director/deputy director at M/o Science & Technology (Pakistan Council of Renewable Energy Technologies, Islamabad, 2000-2008). He was invited by Institute for Materials Research, Tohoku University, Japan to deliver scientific talk. He gave several scientific talks in various countries. His core area of research includes materials science, physics & nanotechnology. He was also offered the merit scholarship for the PhD study by the Government of Pakistan, but he did not avail himself of the opportunity. He also earned Diploma (in English language) and Certificate (in Japanese language) in 2000 and 2001 respectively, in part-time from the National University of Modern Languages, Islamabad. He is the author of several articles available at following links; <https://scholar.google.com.pk/citations?hl=en&user=UYjvhDwAAAAJ>, [https://www.researchgate.net/profile/Mubarak\\_Ali5](https://www.researchgate.net/profile/Mubarak_Ali5), <https://www.mendeley.com/profiles/mubarak-ali7/>, & <https://publons.com/researcher/2885742/mubarak-ali/publications/>