

# Compact Hermitian Young Projection Operators

J. Alcock-Zeilinger<sup>1</sup> and H. Weigert<sup>1</sup>

<sup>1</sup>University of Cape Town; Dept. of Physics, Private Bag X3, Rondebosch 7701, South Africa

**Abstract:** In this paper, we describe a compact and practical algorithm to construct Hermitian Young projection operators for irreducible representations of the special unitary group  $SU(N)$ , and discuss why ordinary non-Hermitian Young projection operators are unsuitable for physics applications. The proof of this construction algorithm uses the iterative method described by Keppeler and Sjö Dahl in [1]. We further show that Hermitian Young projection operators share desirable properties with Young tableaux, namely a nested hierarchy when “adding a particle”. We close by exhibiting the enormous advantage of the Hermitian Young projection operators constructed in this paper over those given by Keppeler and Sjö Dahl.

## Contents

<b>1</b>	<b>Introduction &amp; outline</b>	<b>2</b>
1.1	Historical overview . . . . .	2
1.2	Where non-Hermitian projection operators fail to deliver . . . . .	5
1.3	Shorter is better . . . . .	7
<b>2</b>	<b>Tableaux, projectors, birdtracks, and conventions</b>	<b>7</b>
2.1	Birdtracks & projection operators . . . . .	7
2.2	Notation & conventions . . . . .	10
2.2.1	Structural relationships between Young tableaux of different sizes . . . . .	10
2.2.2	Embeddings and images of linear operators . . . . .	11
2.3	Cancellation rules . . . . .	12
<b>3</b>	<b>Hermitian Young projection operators</b>	<b>14</b>
3.1	Hermitian conjugation of linear maps in birdtrack notation . . . . .	14
3.2	Why equation (15) and its generalization cannot hold for Young projection operators . . . . .	17
3.3	Hermitian Young projection operators: KS and beyond . . . . .	19
3.3.1	KS construction principle . . . . .	19
3.3.2	Beyond the KS construction . . . . .	20
3.4	Spanning subspaces with Hermitian operators . . . . .	21
<b>4</b>	<b>An algorithm to construct compact expressions of Hermitian Young projection operators</b>	<b>24</b>
4.1	Lexically ordered Young tableaux . . . . .	24
4.2	Young tableaux with partial lexical order . . . . .	26
4.2.1	A Short Analysis of the MOLD-Theorem 5 . . . . .	28
4.3	The advantage of using MOLD . . . . .	29

<b>5</b>	<b>Conclusion &amp; outlook</b>	<b>30</b>
<b>A</b>	<b>Littlewood-Young projection operators</b>	<b>31</b>
<b>B</b>	<b>Young projectors that do not commute with their ancestors</b>	<b>35</b>
<b>C</b>	<b>Proofs of the construction principle for Hermitian Young projection operators</b>	<b>36</b>
C.1	Proof of Theorem 4 “ <i>lexical Hermitian Young projectors</i> ” . . . . .	36
C.1.1	Propagation rules . . . . .	36
C.1.2	Proof of Theorem 4: . . . . .	38
C.2	Proof of Theorem 5 “ <i>partially lexical Hermitian Young projectors</i> ” (or MOLD-Theorem) . . .	42

# 1 Introduction & outline

## 1.1 Historical overview

More than a hundred years ago, the representation theory of compact, semi-simple Lie groups, in particular also of  $SU(N)$ , were a hot topic of research. Most known to physicists is the work done by Clebsch and Gordan, where the product representations of  $SU(N)$  can be classified using the Clebsch-Gordan coefficients [2–4]. This is the textbook method for  $N = 2$  to find the irreducible representations of spin of an  $m$ -particle configuration by giving an explicit change of basis. While this method is perfectly adequate also for  $N \neq 2$ , it requires one to choose the parameter  $N$  at the start of the calculation. Thus, this approach is of little use to us, as we mainly strive to apply representation theory in a context of QCD, where it is often essential for  $N$  (representing  $N_c$ , the number of colors in this case) to be a parameter to be varied at the end of the calculation to get a better understanding of underlying structures [5–7].

Shortly after the research by Clebsch and Gordan was conducted, Elié Cartan introduced another method of finding the irreducible representations of Lie groups via finding certain subalgebras of the associated Lie algebras [8] since known as Cartan subalgebras. This method is based on finding the highest weights corresponding to the irreducible representations, and then constructing all basis states within it. This process was used by Gell-Mann in 1961 [9, 10] when he introduced the *eight-fold way* (here  $N$  represents  $N_f$  the number of flavors) to order hadrons into flavor multiplets such as the baryon octet and decuplet featuring prominently in any introductory text on particle physics and as a motivation to study representation theory in many a mathematical introduction to the topic [3, 11, 12]. Usually, one also fixes the parameter  $N$  from the outset when using this method. While it is possible keep  $N$  as a parameter<sup>1</sup> Cartan’s method is of restricted use in practical applications as it requires us to construct all  $N^m$  associated basis elements to fully characterize the irreducible representations required to span  $V^{\otimes m}$ : For an unspecified  $N$ , this becomes a daunting task.

In 1928, approximately three decades after Cartan’s work, Alfred Young conceived a combinatorial method of classifying the idempotents on the algebra of permutations [14]. This method was subsequently used in the 1930’s to establish a connection between these idempotents and the irreducible representations of compact, semi-simple Lie groups, now known as the *Schur-Weyl duality*, [15]. This duality is based on the *theory of invariants*, [15, 16], which exploits the invariants (in particular the *primitive invariants*) of a Lie group  $G$  and constructs projection operators corresponding to the irreducible representations of  $G$ . Since the

<sup>1</sup>This is an elusive piece of knowledge: Fulton [13, chapter 8.2, Lemma 4], for example, provides the basis for finding highest weight vectors directly from tableaux without fixing  $N$ .

present paper will rely on the theory of invariants, a short overview is in order: We will deal with a product representations of  $\text{SU}(N)$  constructed from its fundamental representation on a given vector space  $V$  with  $\dim(V) = N$ , whose action will simply be denote by  $v \mapsto Uv$  for all  $U \in \text{SU}(N)$  and  $v \in V$ . Choosing a basis  $\{e_{(i)} | i = 1, \dots, \dim(V)\}$  such that  $v = v^i e_{(i)}$  this becomes  $v^i \mapsto U^i_j v^j$ . This immediately induces a product representation of  $\text{SU}(N)$  on  $V^{\otimes m}$  if one uses this basis of  $V$  to induce a basis on  $V^{\otimes m}$  so that a general element  $\mathbf{v} \in V^{\otimes m}$  takes the form  $\mathbf{v} = v^{i_1 \dots i_m} e_{(i_1)} \otimes \dots \otimes e_{(i_m)}$ :

$$U \circ \mathbf{v} = U \circ v^{i_1 \dots i_m} e_{(i_1)} \otimes \dots \otimes e_{(i_m)} := U^{i_1}_{j_1} \dots U^{i_m}_{j_m} v^{j_1 \dots j_m} e_{(i_1)} \otimes \dots \otimes e_{(i_m)} \quad (1)$$

Since all the factors in  $V^{\otimes m}$  are identical, the notion of permuting the factors is a natural one and leads to a linear map on  $V^{\otimes m}$  according to

$$\rho \circ \mathbf{v} = \rho \circ v^{i_1 \dots i_m} e_{(i_1)} \otimes \dots \otimes e_{(i_m)} := v^{\rho(i_1) \dots \rho(i_m)} e_{(i_1)} \otimes \dots \otimes e_{(i_m)} \quad (2)$$

where  $\rho$  is an element of  $S_m$ , the group of permutations of  $m$  objects.<sup>2</sup> From the definitions (1) and (2) one immediately infers that the product representation commutes with all permutations on any  $\mathbf{v} \in V^{\otimes m}$ :

$$U \circ \rho \circ \mathbf{v} = \rho \circ U \circ \mathbf{v} . \quad (3)$$

In other words, any such permutation  $\rho$  is an *invariant* of  $\text{SU}(N)$  (or in fact any Lie group  $G$  acting on  $V$ ):

$$U \circ \rho \circ U^{-1} = \rho . \quad (4)$$

It can further be shown that these permutations in fact span the space of all linear invariants of  $\text{SU}(N)$  over  $V^{\otimes m}$  [16]. The permutations are thus referred to as the *primitive invariants* of  $\text{SU}(N)$  over  $V^{\otimes m}$ . The full space of linear invariants is then given by

$$\text{API}(\text{SU}(N), V^{\otimes m}) := \left\{ \sum_{\sigma \in S_m} \alpha_\sigma \sigma \mid \alpha_\sigma \in \mathbb{R}, \sigma \in S_m \right\} \subset \text{Lin}(V^{\otimes m}) . \quad (5)$$

Note we are exclusively focusing on  $\text{API}(\text{SU}(N), V^{\otimes m})$  and make no efforts to directly discuss the invariants on  $V^{\otimes m} \otimes V^{*\otimes m'}$ . For  $\text{SU}(N)$  these are implicitly included due to the presence of  $\epsilon^{i_1 \dots i_N}$  as a second invariant besides  $\delta^i_j$  – the construction of explicit algorithms tailored to expose this structure are beyond the scope of this paper. For a more comprehensive introduction to invariant theory, readers are referred to [2, 15–17].

If we denote by  $\mathcal{Y}_m$  the complete set of irreducible representations of  $\text{SU}(N)$  in  $V^{\otimes m}$ , (according to Young this is in fact the set of Young tableaux with  $m$ -boxes), then a meaningful set of projection operators  $\{L_\Theta \in \text{API}(\text{SU}(N), V^{\otimes m}) \mid \Theta \in \mathcal{Y}_m\}$  onto the invariant subspaces must satisfy the following three properties

1. The projectors must be idempotent, that is they satisfy

$$L_\Theta \cdot L_\Theta = L_\Theta . \quad (6a)$$

2. The operators are mutually orthogonal in the sense that

$$L_\Theta \cdot L_\Phi = 0 \quad \text{if } \Theta \neq \Phi. \quad (6b)$$

3. The complete set of projection operators for  $\text{SU}(N)$  over  $V^{\otimes m}$  sum up to the identity element of  $V^{\otimes m}$ ,

$$\sum_{\Theta \in \mathcal{Y}_m} L_\Theta = \text{id}_{V^{\otimes m}} . \quad (6c)$$

---

<sup>2</sup>Permuting the basis vectors instead involves  $\rho^{-1}$ :  $v^{\rho(i_1) \dots \rho(i_m)} e_{(i_1)} \otimes \dots \otimes e_{(i_m)} = v^{i_1 \dots i_m} e_{(\rho^{-1}(i_1))} \otimes \dots \otimes e_{(\rho^{-1}(i_m))}$

Projection operators in  $\text{API}(\text{SU}(N), V^{\otimes m})$ , derived from Young tableaux that satisfy all three conditions without restrictions, together with equation (3) then classify all irreducible representations of  $\text{SU}(N)$ , [1–3, 16, 18].

Young projectors  $Y_\Theta$  are suitable for this purpose only for  $m = 1, 2, 3, 4$ : They fail to satisfy conditions (6b) and (6c) from  $m = 5$  onwards so that additional work is needed to ensure that the theory addresses *all* irreducible representations contained in  $V^{\otimes m}$ . In [18, sec. 5.4], Littlewood describes how to “correct” Young projectors  $Y_\Theta$  for  $m \geq 5$  to restore conditions (6b) and (6c). We call the resulting operators Littlewood-Young (LY) projectors and denote them  $L_\Theta$  to distinguish them from the original Young projectors  $Y_\Theta$ . A short account of their construction using our notation is given in appendix A for completeness.

For classification purposes one does *not* require the operators  $L_\Theta$  to be Hermitian and from  $m = 3$  a growing fraction of the LY projectors lack that often useful feature.

On the positive side, the LY projection operators are compact and can be constructed keeping  $N$  as a parameter, both desirable properties for the practitioner.

With Young’s (and Littlewood’s) contributions, the representation theory of compact, semi-simple Lie groups was considered a fully understood and complete theory from approximately 1950 onward, even though many misconception, especially about the full extent of the theory remained, in particular among casual practitioners.

In the 1970’s, Penrose devised a graphical method of dealing with primitive invariants of Lie groups including Young projection operators [19, 20], which was subsequently applied in a collaboration with MacCallum [21]. This graphical method, now dubbed the *birdtrack formalism*, was modernized and further developed by Cvitanović [16] in recent years. The immense benefit of the birdtrack formalism is that it makes the actions of the operators visually accessible and thus more intuitive. For illustration, we give as an example the permutations of  $S_3$  written both in their cycle notation (see [2] for a textbook introduction) as well as birdtracks:

$$\begin{array}{cccccc} \begin{array}{c} \longleftrightarrow \\ \longleftrightarrow \\ \longleftrightarrow \\ \underbrace{\hspace{1.5cm}} \\ \text{id} \end{array} & , & \begin{array}{c} \longleftrightarrow \\ \times \\ \longleftrightarrow \\ \underbrace{\hspace{1.5cm}} \\ (12) \end{array} & , & \begin{array}{c} \longleftrightarrow \\ \times \\ \times \\ \underbrace{\hspace{1.5cm}} \\ (13) \end{array} & , & \begin{array}{c} \longleftrightarrow \\ \times \\ \times \\ \times \\ \underbrace{\hspace{1.5cm}} \\ (23) \end{array} & , & \begin{array}{c} \longleftrightarrow \\ \times \\ \times \\ \times \\ \times \\ \underbrace{\hspace{1.5cm}} \\ (123) \end{array} & , & \begin{array}{c} \longleftrightarrow \\ \times \\ \times \\ \times \\ \times \\ \times \\ \underbrace{\hspace{1.5cm}} \\ (132) \end{array} . \end{array} \quad (7)$$

The action of each of the above permutations on a tensor product  $v_1 \otimes v_2 \otimes v_3$  is clear, for example

$$(123)(v_1 \otimes v_2 \otimes v_3) = v_3 \otimes v_1 \otimes v_2. \quad (8)$$

In the birdtrack formalism, this equation is written as

$$\begin{array}{c} \longleftrightarrow \\ \times \\ \times \\ \times \\ \underbrace{\hspace{1.5cm}} \end{array} \begin{array}{c} v_1 \\ v_2 \\ v_3 \end{array} = \begin{array}{c} v_3 \\ v_1 \\ v_2 \end{array}, \quad (9)$$

where each term in the product  $v_1 \otimes v_2 \otimes v_3$  (written as a tower  $\begin{smallmatrix} v_1 \\ v_2 \\ v_3 \end{smallmatrix}$ ) can be thought of as being moved along the lines of  $\begin{array}{c} \longleftrightarrow \\ \times \\ \times \\ \times \\ \underbrace{\hspace{1.5cm}} \end{array}$ . Birdtracks are thus naturally read from right to left as is also indicated by the arrows on the legs.<sup>3</sup>

The representation theory of  $\text{SU}(N)$  found a short-lived revival in 2014, when Keppeler and Sjö Dahl presented a construction algorithm for Hermitian projection operators (based on the idempotents already found by Young) [1]. This paper arose out of a need for *Hermitian* operators in a physics context. In their paper, the birdtrack formalism was used to devise a recursive construction algorithm for Hermitian projection operators.

<sup>3</sup>The direction of arrows thus encodes whether the leg is acting on  $V$  or its dual  $V^*$ , *c.f.* section 3.1.

This algorithm does produce Hermitian operators satisfying the requirements (6) (idempotency, operator orthogonality, and decomposition of unity) for a classification tool and allows to keep  $N$  as a parameter just as the Littlewood-Young operators devised much earlier.

We will argue below that Hermiticity provides more than just cosmetic advantages: We show that Hermitean Young projection operators mimic the tableau hierarchy of Young tableaux – a fact that has been overlooked by KS. We directly trace this back to Hermiticity – the Littlewood-Young projection operators like any non-Hermitian corrected version of Young projectors must fail in this regard.

To the practitioner this comes at a high price: the expressions created by Keppeler and Sjödaahl’s algorithm soon become extremely long and thus computationally expensive and impractical. In this paper, we give a considerably more efficient and thus more *practical* construction algorithm for Hermitian Young projection operators yielding compact expressions.

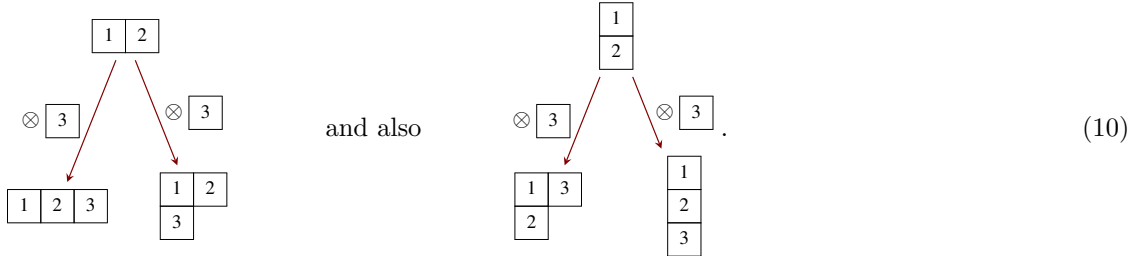
The remainder of this present section 1 gives a detailed outline of this paper and lists all goals that will be achieved along the way.

## 1.2 Where non-Hermitian projection operators fail to deliver

Among practitioners, many misconceptions still exist with regards to Young projection operators and their corrected forms. The probably most generic one stems from the presentation of Young tableaux and their corresponding projection operators in the literature: It is usually explained in parallel that

1. Young tableaux follow a progressive hierarchy, in the sense that tableaux consisting of  $n$  boxes can be obtained from Young tableaux of  $(n - 1)$  boxes merely by adding the box  $\boxed{n}$  in the appropriate place.

For example, the tableaux  $\begin{array}{|c|c|} \hline 1 & 2 \\ \hline 3 & \\ \hline \end{array}$  and  $\begin{array}{|c|c|c|} \hline 1 & 2 & 3 \\ \hline \end{array}$  can both be obtained from the tableau  $\begin{array}{|c|c|} \hline 1 & 2 \\ \hline \end{array}$ ,



Since this is a key concept, we will need some notation and nomenclature to refer to it. In general, for a *particular* Young tableau  $\Theta$  with  $(n - 1)$  boxes, we will denote the set of all Young tableaux that can be obtained from  $\Theta$  by adding the box  $\boxed{n}$  by

$$\{\Theta \otimes \boxed{n}\}; \quad (11)$$

this set will also be referred to as the *child-set* of  $\Theta$ .

2. This is complemented by the fact that the *corrected Young projection operators* (e.g. the *LY-operators*) *span the full space*, that is

$$\sum_{\Theta \in \mathcal{Y}_n} L_{\Theta} = \text{id}_n \quad (12)$$

where  $\mathcal{Y}_n$  is understood to be the set of *all* Young tableaux consisting of  $n$  boxes (for a fixed  $n$ ), and  $\text{id}_n$  is the identity operator on the space  $V^{\otimes n}$ . (As mentioned earlier this also holds for the standard Young projection operators for  $m \leq 4$ .) Equation (12) is also known as the *completeness relation* of Littlewood-Young projection operators. In particular for  $n = 2, 3$  (where the  $L_\Theta$  reduce to  $Y_\Theta$ , c.f. appendix A),

$$Y_{\begin{smallmatrix} \boxed{12} \\ \boxed{2} \end{smallmatrix}} + Y_{\begin{smallmatrix} \boxed{1} \\ \boxed{2} \end{smallmatrix}} = \text{id}_2 \quad (13)$$

and

$$Y_{\begin{smallmatrix} \boxed{123} \\ \boxed{3} \end{smallmatrix}} + Y_{\begin{smallmatrix} \boxed{12} \\ \boxed{3} \end{smallmatrix}} + Y_{\begin{smallmatrix} \boxed{13} \\ \boxed{2} \end{smallmatrix}} + Y_{\begin{smallmatrix} \boxed{1} \\ \boxed{2} \\ \boxed{3} \end{smallmatrix}} = \text{id}_3. \quad (14)$$

The completeness relations offer decompositions of unity in both cases.

The hierarchy relation (10) of Young tableaux and the completeness relation (12) of LY projection operators then might lead the unwary reader to (incorrectly) infer that the tableau hierarchy (10) automatically implies that this decomposition of unity is in fact *nested*, i.e. that the child tableaux correspond to projection operators that furnish decompositions of their parent projectors so that the identities

$$Y_{\begin{smallmatrix} \boxed{123} \\ \boxed{3} \end{smallmatrix}} + Y_{\begin{smallmatrix} \boxed{12} \\ \boxed{3} \end{smallmatrix}} \stackrel{?}{=} Y_{\begin{smallmatrix} \boxed{12} \\ \boxed{3} \end{smallmatrix}} \quad \text{and} \quad Y_{\begin{smallmatrix} \boxed{13} \\ \boxed{2} \end{smallmatrix}} + Y_{\begin{smallmatrix} \boxed{1} \\ \boxed{2} \\ \boxed{3} \end{smallmatrix}} \stackrel{?}{=} Y_{\begin{smallmatrix} \boxed{1} \\ \boxed{2} \end{smallmatrix}} \quad (15)$$

would hold. Both of these “equations” can easily be shown to be false by direct calculation. The authors have not found any literature that clearly states that relation (10) holds for Young tableaux only, and does not have a counterpart in terms of Littlewood-Young projection operators.

In physics applications, (12) is often not sufficient, and we require a counterpart of the structure in (10) for a suitable set of projection operators, thus repairing the failure of “equation” (15). The desired analogue exists, it is given by the Hermitian Young projection operators introduced by Keppeler and Sjödahl (KS) [1], although this practically crucial observation was *not* mentioned by KS in their paper. In the present paper, we will explicitly demonstrate that the tableau hierarchy (10) can be transferred to the KS-operators in the desired manner: Using  $P_\Theta$  to denote the Hermitian Young projection operator corresponding to the tableau  $\Theta$ , it turns out that the decompositions in our example are indeed nested, so that

$$P_{\begin{smallmatrix} \boxed{123} \\ \boxed{3} \end{smallmatrix}} + P_{\begin{smallmatrix} \boxed{12} \\ \boxed{3} \end{smallmatrix}} = P_{\begin{smallmatrix} \boxed{12} \\ \boxed{3} \end{smallmatrix}} \quad \text{and} \quad P_{\begin{smallmatrix} \boxed{13} \\ \boxed{2} \end{smallmatrix}} + P_{\begin{smallmatrix} \boxed{1} \\ \boxed{2} \\ \boxed{3} \end{smallmatrix}} = P_{\begin{smallmatrix} \boxed{1} \\ \boxed{2} \end{smallmatrix}} \quad (16)$$

hold, and that this generalizes to all Hermitian projectors corresponding to Young tableaux. Thus, the first goal of this paper will be to show that this pattern holds in general:

**Goal 1** *We are interested in a nested decomposition of projection operators in analogy to the the hierarchy relation of Young tableaux (exemplified in eq. (10)) to operators, thus generalizing eq. (16) to*

$$\sum_{\Phi \in \{\Theta \otimes [n]\}} P_\Phi = P_\Theta. \quad (17)$$

1. *We will look at two particular examples which illustrate that the summation property (17) does not hold for Young projection operators, section 3.2. In particular, we will find that assuming (17) holds for Young projectors over  $V^{\otimes n}$  and all their ancestors (up to some value of  $n$ ) forces one to falsely conclude that these projectors are Hermitian. This serves as a motivation that the summation property should hold for Hermitian Young projection operators.*

2. In section 3.4 we will find our intuition restored when we prove that eq. (17) indeed holds for all Hermitian Young projectors. This will be accomplished by using a shortened version of the KS-operators; a construction principle for these shortened operators is given in section 3.3.2.
3. This then automatically extends over any number of generations of tableaux, c.f. eq. (112),

$$\sum_{\Phi \in \{\Theta \otimes \boxed{m} \otimes \cdots \otimes \boxed{n}\}} P_{\Phi} = P_{\Theta} \quad \text{for } \Phi \in \mathcal{Y}_n \text{ and } \Theta \in \mathcal{Y}_{m-1}, m < n, \quad (18)$$

section 3.4.

### 1.3 Shorter is better

Having motivated the necessity of Hermitian Young projection operators, we will now shift our focus to their application. In particular, the authors of this paper are foremost interested in applications in a QCD context such as is laid out in [22]. With this objective in mind, the Hermitian Young projection operators conceived by KS [1] soon lose all practical usefulness as the number of factors in  $V^{\otimes m}$  grows: the expressions become too long and thus computationally expensive; a quality, that is explained in section 4.3.

An array of practical tools [23] particularly suited for the *birdtrack formalism* [16], in which the Hermitian Young projection operators by KS were constructed, allows to devise a new construction principle for Hermitian Young projection operators, which we could not resist to dub *MOLD construction*. As elements in the algebra of invariants, the MOLD-operators are identical to the KS-operators, however their expressions in terms of symmetrizers and antisymmetrizers as well as the number of steps used in the construction is shorter, often dramatically so. We gain access to all the desired properties of the KS-operators at a much lower computational cost: their *idempotency*, their *mutual orthogonality*, their *completeness relation*<sup>4</sup>, and also the hierarchy relation (17). A clear comparison between the MOLD and the KS constructions and the resulting expressions for the Hermitian Young projection operators can be found in section 4.3. This constitutes the second goal of this paper:

**Goal 2** *We will provide a construction principle for Hermitian Young projection operators that produces compact, and thus practically useful expression for these operators, section 4. An explicit comparison of projection operators obtained from the MOLD- and the KS-algorithms is given in 4.3.*

## 2 Tableaux, projectors, birdtracks, and conventions

Before we set out to achieve Goals 1 and 2, we will provide a short sketch of birdtracks and the way in which they relate to Young tableaux in section 2.1, mainly to prepare for section 2.2 where we establish the notation used in this paper. For a more comprehensive introduction to the birdtrack formalism refer to [16].

### 2.1 Birdtracks & projection operators

Our aim in this section is to establish a link between Young tableaux [2] and birdtracks [16, 19–21], as it is our ultimate goal is to use the tools presented in this paper in a QCD context where  $SU(N)$  with  $N = N_c = 3$  is the gauge group of the theory [22] in a manner that allows us to keep  $N$  as a parameter in order to have direct access to additional structure, not least the large  $N_c$  limit.

---

<sup>4</sup>All of these properties of the KS-operators are described in Theorem 3 and in [1].

As mentioned earlier, one way to generate the projection operators corresponding to the irreducible representations of  $\text{SU}(N)$  without being forced to choose a numerical value for  $N$  at the outset is via the method of Young projection operators, which can be constructed from Young tableaux, see for example [2, 3, 13, 24] and other standard textbooks.

We therefore begin with a short memory-refresher on Young tableaux, our main source for this will be [2]. A *Young tableau* is defined to be an arrangement of  $m$  boxes which are left-aligned and top-aligned, and each box is filled with a unique integer between 1 and  $m$  such that the numbers increase from left to right in each row and from top to bottom in each column<sup>5</sup>. For example, among the two conglomerations of boxes

$$\Theta = \begin{array}{|c|c|c|} \hline 1 & 3 & 6 \\ \hline 2 & 5 & 7 \\ \hline 4 & & \\ \hline \end{array} \quad \text{and} \quad \tilde{\Theta} = \begin{array}{|c|c|c|c|} \hline 3 & 4 & 1 & \\ \hline 2 & 6 & 7 & 5 \\ \hline \end{array}, \quad (19)$$

$\Theta$  is a Young tableau but  $\tilde{\Theta}$  is not since  $\tilde{\Theta}$  is neither top aligned nor are the numbers increasing within each column and row. The study of Young tableaux is the topic of several books, e.g. [13], and is thus too vast a topic to fully explore here.

Throughout this paper,  $\mathcal{Y}_n$  will denote the set of all Young tableaux consisting of  $n$  boxes. For example,

$$\mathcal{Y}_3 := \left\{ \begin{array}{|c|c|c|} \hline 1 & 2 & 3 \\ \hline \end{array}, \begin{array}{|c|c|} \hline 1 & 2 \\ \hline 3 & \\ \hline \end{array}, \begin{array}{|c|c|} \hline 1 & 3 \\ \hline 2 & \\ \hline \end{array}, \begin{array}{|c|} \hline 1 \\ \hline 2 \\ \hline 3 \\ \hline \end{array} \right\} = \left\{ \begin{array}{|c|c|} \hline 1 & 2 \\ \hline \end{array} \otimes \begin{array}{|c|} \hline 3 \\ \hline \end{array} \right\} \cup \left\{ \begin{array}{|c|} \hline 1 \\ \hline 2 \\ \hline \end{array} \otimes \begin{array}{|c|} \hline 3 \\ \hline \end{array} \right\}. \quad (20)$$

We will denote a particular Young tableau by an upper case Greek letter, usually  $\Theta$  or  $\Phi$ .

To establish the connection with birdtrack notation, let us consider a symmetrizer over elements 1 and 2,  $\mathbf{S}_{12}$ , corresponding to a Young tableau

$$\begin{array}{|c|c|} \hline 1 & 2 \\ \hline \end{array}, \quad (21)$$

as symmetrizers always correspond to rows of Young tableaux [2]. We know that this symmetrizer  $\mathbf{S}_{12}$  is given by  $\frac{1}{2}(\text{id} + (12))$ , where  $\text{id}$  is the identity and  $(12)$  denotes the transposition that swaps elements 1 and 2. Graphically, we would denote this linear combination as [16]

$$\mathbf{S}_{12} = \frac{1}{2} \left( \begin{array}{c} \longleftrightarrow \\ \longleftrightarrow \end{array} + \begin{array}{c} \curvearrowright \\ \curvearrowleft \end{array} \right). \quad (22)$$

This operator is read from right to left<sup>6</sup>, as it is viewed to act as a linear map from the space  $V \otimes V$  into itself. In this paper, permutations and linear combinations thereof will always be interpreted as elements of  $\text{Lin}(V^{\otimes n})$ , where  $\text{Lin}(V^{\otimes n})$  denotes the space of linear maps over  $V^{\otimes n}$ . In particular, we will denote the sub-space of  $\text{Lin}(V^{\otimes n})$  that is spanned by the primitive invariants of  $\text{SU}(N)$  by  $\text{API}(\text{SU}(N), V^{\otimes n})$ .

Following [16], we will denote a symmetrizer over an index-set  $\mathcal{N}$ ,  $\mathbf{S}_{\mathcal{N}}$ , by an empty (white) box over the index lines in  $\mathcal{N}$ . Thus, the symmetrizer  $\mathbf{S}_{12}$  is denoted by  $\begin{array}{c} \longleftrightarrow \\ \longleftrightarrow \end{array} \begin{array}{|c|c|} \hline & \\ \hline \end{array}$ . Similarly, an antisymmetrizer over an index-set  $\mathcal{M}$ ,  $\mathbf{A}_{\mathcal{M}}$ , is denoted by a filled (black) box over the appropriate index lines. For example,

$$\mathbf{A}_{12} = \begin{array}{c} \longleftrightarrow \\ \longleftrightarrow \end{array} \begin{array}{|c|} \hline \blacksquare \\ \hline \end{array} \quad \text{corresponds to the Young tableau} \quad \begin{array}{|c|} \hline 1 \\ \hline 2 \\ \hline \end{array}, \quad (23)$$

<sup>5</sup>In some references, the presently described tableau may also be referred to as a *standard* Young tableau [13, 24].

<sup>6</sup>This is no longer strictly true for birdtracks representing primitive invariants of  $\text{SU}(N)$  over  $V^{\otimes m} \otimes (V^*)^{\otimes n}$ , which includes dual vector spaces. A more informative discussion on this is out of the scope of this paper; readers are referred to [16].



since antisymmetrizers correspond to columns of Young tableaux [2]. For any Young tableau  $\Theta$ , one can form an idempotent, the so-called Young projection operator corresponding to  $\Theta$  [2, 13, 14, 16, 24]: Let  $\mathbf{S}_{\mathcal{R}_i}$  denote the symmetrizer corresponding to the  $i^{\text{th}}$  row of the tableau  $\Theta$ , and let  $\mathbf{S}_{\Theta}$  denotes the set (or product, it does not matter since the symmetrizers  $\mathbf{S}_{\mathcal{R}_i}$  are disjoint by the definition of a Young tableau) of all symmetrizers  $\mathbf{S}_{\mathcal{R}_i}$ ,

$$\mathbf{S}_{\Theta} = \mathbf{S}_{\mathcal{R}_1} \cdots \mathbf{S}_{\mathcal{R}_k} . \quad (24)$$

Similarly, let

$$\mathbf{A}_{\Theta} = \mathbf{A}_{\mathcal{C}_1} \cdots \mathbf{A}_{\mathcal{C}_l} \quad (25)$$

where  $\mathbf{A}_{\mathcal{C}_j}$  corresponds to the  $j^{\text{th}}$  column of  $\Theta$ . Then, the object

$$Y_{\Theta} := \alpha_{\Theta} \cdot \mathbf{S}_{\Theta} \mathbf{A}_{\Theta} \quad (26)$$

is an idempotent, where  $\alpha_{\Theta}$  is a combinatorial factor involving the hook length of the tableau  $\Theta$  [13, 24].  $Y_{\Theta}$  is called the *Young projection operator* corresponding to  $\Theta$ . Besides being idempotent<sup>7</sup>

$$Y_{\Theta} \cdot Y_{\Theta} = Y_{\Theta} , \quad (27a)$$

Young projection operators on  $V^{\otimes n}$  are also mutually orthogonal if  $n < 5$ : If  $\Theta$  and  $\Phi$  are two Young tableaux consisting of the same number of boxes, then

$$Y_{\Theta} \cdot Y_{\Phi} = \delta_{\Theta\Phi} Y_{\Theta} \quad n = 1, 2, 3, 4 . \quad (27b)$$

and for general  $n$  provided the shapes of the associated tableaux are different.

Furthermore, again for  $m < 5$ , Young projection operators satisfy a completeness relation, that is, the Young projection operators corresponding to the tableaux in  $\mathcal{Y}_n$  sum up to the identity operator on the space  $V^{\otimes n}$ ,

$$\sum_{\Theta \in \mathcal{Y}_n} Y_{\Theta} = \mathbb{1}_n \quad n = 1, 2, 3, 4 . \quad (27c)$$

Both properties (27b) and (27c) can be restored for  $m \geq 5$  by suitable subtractions without compromising (27a) in the process (see [18, sec. 5.4] or in [25, sec. II.3.6]), *c.f.* eqns. (6) and appendix A. These three properties allow the (corrected) Young projection operators associated to the Young tableaux in  $\mathcal{Y}_n$  to fully classify the irreducible representations of  $\text{SU}(N)$  over  $V^{\otimes n}$  [2, 15–17]. The Hermitian replacements for these operators given in [1, 26, 27] share all three properties without restrictions on  $n$  and are formulated in terms of  $Y_{\Theta}$  entirely, relying on the unrestricted nature of (27a). This remains to be the case for the improved algorithms presented here.

It should be noted that, since all symmetrizers in  $\mathbf{S}_{\Theta}$  (resp. antisymmetrizers in  $\mathbf{A}_{\Theta}$ ) are disjoint, each index line enters *at most* one symmetrizer (resp. antisymmetrizer) in birdtrack notation. Thus, one may draw all symmetrizers (resp. antisymmetrizers) underneath each other.

As an example, we construct the birdtrack Young projection operator corresponding to the following Young tableau,

$$\Theta = \begin{array}{|c|c|c|} \hline 1 & 3 & 4 \\ \hline 2 & 5 & \\ \hline \end{array} . \quad (28)$$

---

<sup>7</sup>This property is surprisingly hard to prove without the simplification rules paraphrased in section 2.3 [23].

$Y_\Theta$  is given by

$$Y_\Theta = 2 \cdot \mathbf{S}_{134} \mathbf{S}_{25} \mathbf{A}_{12} \mathbf{A}_{35} , \quad (29)$$

where the constant 2 is the combinatorial factor that ensures the idempotency of  $Y_\Theta$ . In birdtrack notation, the Young projection operator  $Y_\Theta$  becomes

$$Y_\Theta = 2 \cdot \begin{array}{c} \text{Diagram: A birdtrack diagram with 5 horizontal lines. The first two lines are connected by a vertical bar on the left and a vertical bar on the right, with arrows pointing left and right respectively. The next two lines are connected by a vertical bar on the left and a vertical bar on the right, with arrows pointing left and right respectively. The fifth line is a single line with an arrow pointing right. The diagram is labeled with 'S' and 'A' symbols in the original image.} \end{array} , \quad (30)$$

where we were able to draw the two symmetrizers in  $\mathbf{S}_\Theta$  and the antisymmetrizers in  $\mathbf{A}_\Theta$  underneath each other, as claimed.

## 2.2 Notation & conventions

In the literature, there is a great multitude of (sometimes conflicting) conventions and notations regarding birdtracks, Young symmetrizers and other quantities used in this paper. We will devote this section to laying down the conventions that will be used here.

### 2.2.1 Structural relationships between Young tableaux of different sizes

Throughout this paper,  $Y_\Theta$  shall denote the normalized Young projection operator corresponding to a Young tableau  $\Theta$ , and  $P_\Theta$  will refer to the normalized Hermitian Young projection operator corresponding to  $\Theta$ . Furthermore, for any operator  $O$  consisting of symmetrizers and anti-symmetrizers, the symbol  $\bar{O}$  will refer to a product of symmetrizers and antisymmetrizers without any *additional* scalar factors. For example,

$$Y_\Theta := \underbrace{\frac{4}{3}}_{=: \alpha_\Theta} \underbrace{\begin{array}{c} \text{Diagram: A birdtrack diagram with 5 horizontal lines. The first two lines are connected by a vertical bar on the left and a vertical bar on the right, with arrows pointing left and right respectively. The next two lines are connected by a vertical bar on the left and a vertical bar on the right, with arrows pointing left and right respectively. The fifth line is a single line with an arrow pointing right. The diagram is labeled with 'S' and 'A' symbols in the original image.} \end{array}}_{=: \bar{Y}_\Theta} . \quad (31)$$

Thus, for a birdtrack operator  $O$ , comprised solely of symmetrizers and antisymmetrizers,  $\bar{O}$  denotes the *graphical* part alone,

$$O := \omega \bar{O}, \quad (32)$$

where  $\omega$  is some scalar. The benefit of this notation is that the barred operator stays unchanged under multiplication with a non-zero scalar  $\lambda$ ,

$$\lambda \cdot O \neq O \quad \text{but} \quad \lambda \cdot \bar{O} = \bar{O} . \quad (33)$$

It should be noted that  $\bar{Y}_\Theta$  and  $\bar{P}_\Theta$  are only quasi-idempotent, while  $Y_\Theta$  and  $P_\Theta$  are idempotent. We will denote the normalization constants of  $Y_\Theta$  and  $P_\Theta$  by  $\alpha_\Theta$  and  $\beta_\Theta$  respectively, such that

$$Y_\Theta := \alpha_\Theta \bar{Y}_\Theta \quad \text{and} \quad P_\Theta := \beta_\Theta \bar{P}_\Theta ; \quad (34)$$

where  $\alpha_\Theta$  can be obtained from the hook length formula [13, 16, 24] and the normalization constant  $\beta_\Theta$  is given together with the appropriate construction principle for  $P_\Theta$  (we encounter three different versions, one each for the original KS construction in Theorem 3, the simplified KS construction in Corollary 1, and the MOLD version in Theorem 5).

It is a well-known fact that Young tableaux in  $\mathcal{Y}_n$  can be built from Young tableaux in  $\mathcal{Y}_{n-1}$  by adding the box  $\boxed{n}$  at an appropriate place as to not destroy the properties of Young tableaux; such places are referred to as *outer corners* [24]. In this way, the Young tableau  $\Theta = \begin{array}{|c|c|c|} \hline 1 & 2 & 3 \\ \hline 4 & & \\ \hline \end{array}$  generates the subset  $\{\Theta \otimes \boxed{5}\}$  of  $\mathcal{Y}_5$ ,

$$\begin{array}{c} \Theta = \begin{array}{|c|c|c|} \hline 1 & 2 & 3 \\ \hline 4 & & \\ \hline \end{array} \in \mathcal{Y}_4 \\ \swarrow \quad \downarrow \quad \searrow \\ \begin{array}{|c|c|c|} \hline 1 & 2 & 3 \\ \hline 4 & & \\ \hline 5 & & \end{array} \quad \begin{array}{|c|c|c|} \hline 1 & 2 & 3 \\ \hline 4 & 5 & \\ \hline \end{array} \quad \begin{array}{|c|c|c|c|} \hline 1 & 2 & 3 & 5 \\ \hline 4 & & & \\ \hline \end{array} \in \{\Theta \otimes \boxed{5}\} \subset \mathcal{Y}_5 \end{array} \quad (35)$$

This operation is not a map in the mathematical sense as it does not yield a unique result. The reverse operation, taking away the box with the highest entry, is a map; let us denote this map by  $\pi$ .  $\pi$  can then repeatedly be applied to the resulting tableau,

$$\begin{array}{|c|c|c|} \hline 1 & 3 & 6 \\ \hline 2 & 5 & \\ \hline 4 & & \end{array} \xrightarrow{\pi} \begin{array}{|c|c|} \hline 1 & 3 \\ \hline 2 & 5 \\ \hline 4 & \end{array} \xrightarrow{\pi} \begin{array}{|c|c|} \hline 1 & 3 \\ \hline 2 & \\ \hline 4 & \end{array} \xrightarrow{\pi} \begin{array}{|c|c|} \hline 1 & 3 \\ \hline 2 & \\ \hline \end{array}. \quad (36)$$

**Definition 1 (parent map and ancestor tableaux)** Let  $\Theta \in \mathcal{Y}_n$  be a Young tableau. We define its parent tableau  $\Theta_{(1)} \in \mathcal{Y}_{n-1}$  to be the tableau obtained from  $\Theta$  by removing the box  $\boxed{n}$  of  $\Theta$ .<sup>8</sup> Furthermore, we will define a parent map  $\pi$  from  $\mathcal{Y}_n$  to  $\mathcal{Y}_{n-1}$ , for a particular  $n$ ,

$$\pi : \mathcal{Y}_n \rightarrow \mathcal{Y}_{n-1}, \quad (37a)$$

which acts on  $\Theta$  by removing the box  $\boxed{n}$  from  $\Theta$ ,

$$\pi : \Theta \mapsto \Theta_{(1)}. \quad (37b)$$

In general, we define the successive action of the parent map  $\pi$  by

$$\mathcal{Y}_n \xrightarrow{\pi} \mathcal{Y}_{n-1} \xrightarrow{\pi} \mathcal{Y}_{n-2} \xrightarrow{\pi} \dots \xrightarrow{\pi} \mathcal{Y}_{n-m}, \quad (38a)$$

and denote it by  $\pi^m$ ,

$$\pi^m : \mathcal{Y}_n \rightarrow \mathcal{Y}_{n-m}, \quad \pi^m := \mathcal{Y}_n \xrightarrow{\pi} \mathcal{Y}_{n-1} \xrightarrow{\pi} \mathcal{Y}_{n-2} \xrightarrow{\pi} \dots \xrightarrow{\pi} \mathcal{Y}_{n-m} \quad (38b)$$

We will further denote the unique tableau obtained from  $\Theta$  by applying the map  $\pi$   $m$  times,  $\pi^m(\Theta)$ , by  $\Theta_{(m)}$ , and refer to it as the ancestor tableau of  $\Theta$   $m$  generations back,

$$\pi^m : \Theta \mapsto \Theta_{(m)}. \quad (38c)$$

### 2.2.2 Embeddings and images of linear operators

Any operator  $O \in \text{Lin}(V^{\otimes n})$  can be embedded into  $\text{Lin}(V^{\otimes m})$  for  $m > n$  in several ways, simply by letting the embedding act as the identity on  $(m - n)$  of the factors; how to select these factors is a matter of what

<sup>8</sup>We note that the tableau  $\Theta_{(1)}$  is always a Young tableau if  $\Theta$  was a Young tableau, since removing the box with the highest entry cannot possibly destroy the properties of  $\Theta$  (and thus  $\Theta_{(1)}$ ) that make it a Young tableau.

one plans to achieve. The most useful convention for our purposes is to let  $O$  act on the first  $n$  factors and operate with the identity on the last  $(m - n)$  factors. We will call this the *canonical embedding*. On the level of birdtracks, this amounts to letting the index lines of  $O$  coincide with the top  $n$  index lines of  $\text{Lin}(V^{\otimes m})$ , and the bottom  $(m - n)$  lines of the embedded operator constitute the identity birdtrack of size  $(m - n)$ . For example, the operator  $\tilde{Y}_{\begin{smallmatrix} 1 & 2 \\ 3 \end{smallmatrix}}$  is canonically embedded into  $\text{Lin}(V^{\otimes 5})$  as

$$\quad \quad \quad (39)$$

Furthermore, we will use the same symbol  $O$  for the operator as well as for its embedded counterpart. Thus,  $\tilde{Y}_{\begin{smallmatrix} 1 & 2 \\ 3 \end{smallmatrix}}$  shall denote both the operator on the left as well as on the right hand side of the embedding (39).

Lastly, if a *Hermitian* projection operator  $A$  projects onto a subspace completely contained in the image of a projection operator  $B$ , then we denote this as  $A \subset B$ , transferring the familiar notation of sets to the associated projection operators. In particular,  $A \subset B$  if and only if

$$A \cdot B = B \cdot A = A \quad (40)$$

for the following reason: If the subspaces obtained by the consecutive application of the operators  $A$  and  $B$  in any order is the same as that obtained by merely applying  $A$ , then not only need the subspaces onto which  $A$  and  $B$  project overlap (as otherwise  $A \cdot B = B \cdot A = 0$ ), but the subspace corresponding to  $A$  must be completely contained in the subspace of  $B$  - otherwise the last equality of (40) would not hold. Hermiticity is crucial for these statements – they thus do not apply to most Young projection operators on  $V^{\otimes m}$  if  $m \geq 3$ . A familiar example for this situation is the relation between symmetrizers of different length: a symmetrizer  $S_{\mathcal{N}}$  can be absorbed into a symmetrizer  $S_{\mathcal{N}'}$ , as long as the index set  $\mathcal{N}$  is a subset of  $\mathcal{N}'$ , and the same statement holds for antisymmetrizer, [16]. For example,

$$\quad \quad \quad (41)$$

Thus, by the above notation,  $S_{\mathcal{N}'} \subset S_{\mathcal{N}}$ , if  $\mathcal{N} \subset \mathcal{N}'$ . Or, as in our example,

$$\quad \quad \quad (42)$$

In particular, it follows immediately from the definition of the ancestor tableau (Definition 1, eq. (38c)) that

$$\mathbf{S}_{\Theta_{(k)}} \mathbf{S}_{\Theta} = \mathbf{S}_{\Theta} = \mathbf{S}_{\Theta} \mathbf{S}_{\Theta_{(k)}} \quad \text{and} \quad \mathbf{A}_{\Theta_{(k)}} \mathbf{A}_{\Theta} = \mathbf{A}_{\Theta} = \mathbf{A}_{\Theta} \mathbf{A}_{\Theta_{(k)}} \quad (43)$$

for every ancestor tableau  $\Theta_{(k)}$  of  $\Theta$ .

## 2.3 Cancellation rules

We suspect that one of the reasons why the birdtrack formalism has not yet gained as much popularity as it ought is because there exist virtually no practical rules which allow easy manipulation of birdtrack operators in the literature. In [23], we establish various rules designed to easily manipulate birdtrack operators comprised of symmetrizers and anti-symmetrizers. Since all operators considered in this paper are of this form, the simplification rules of [23] are immediately applicable: None of the proofs of the construction algorithms in this paper would have been possible without these rules. Thus, we choose to summarize the most important results of [23] here. For the proofs of these rules, readers are referred to [23].

The simplification rules of [23] fall into two classes:

1. *Cancellation rules* (Theorems 1 and 2, section 2.3): these rules are to cancel large chunks of birdtrack operators, thus making them shorter (often significantly so) and more practical to use. The cancellation rules are used in several places in this paper, in particular in the proof of the shortened KS-operators (Corollary 1) and the proof of the construction of MOLD-operators (Theorem 5). Since the cancellation rules are used multiple times throughout this paper, we recapitulate these rules in this present section.
2. *Propagation rules* (Theorem 6, section C.1.1): these rules allow one to commute (sets of) symmetrizers through (sets of) antisymmetrizers and vice versa. The propagation rules come in handy when trying to expose the implicit Hermiticity of a birdtrack operator. In this paper, we use these rules in the proof of Theorem 4, which is why we defer the re-statement of the propagation rules to appendix C.1 where also the proof of Theorem 4 can be found.

**Theorem 1 (cancellation of wedged ancestor-operators)** *Consider two Young tableaux  $\Theta$  and  $\Phi$  such that they have a common ancestor tableau  $\Gamma$ . Let  $Y_\Theta$ ,  $Y_\Phi$  and  $Y_\Gamma$  be their respective Young projection operators, all embedded in an algebra that is able to contain all three. Then*

$$Y_\Theta Y_\Gamma Y_\Phi = Y_\Theta Y_\Phi. \quad (44)$$

For example, consider the Young tableaux

$$\Theta = \begin{array}{|c|c|c|} \hline 1 & 2 & 5 \\ \hline 3 & 4 & \\ \hline \end{array} \quad \text{and} \quad \Phi = \begin{array}{|c|c|c|} \hline 1 & 2 & 4 \\ \hline 3 & & \\ \hline \end{array}, \quad (45)$$

which have the common ancestor

$$\Gamma = \begin{array}{|c|c|} \hline 1 & 2 \\ \hline 3 & \\ \hline \end{array}. \quad (46)$$

Then, the product  $Y_\Theta Y_\Gamma Y_\Phi$  is given by

$$Y_\Theta Y_\Gamma Y_\Phi = 4 \cdot \begin{array}{c} \text{birdtrack diagram with } Y_\Theta, Y_\Gamma, Y_\Phi \text{ components} \end{array}, \quad (47)$$

where  $\alpha_\Theta \alpha_\Gamma \alpha_\Phi = 4$ . According to Theorem 1, we are allowed to cancel the operator  $Y_\Gamma$  hence reducing the above product to

$$Y_\Theta Y_\Gamma Y_\Phi = 4 \cdot \begin{array}{c} \text{birdtrack diagram with } Y_\Theta, Y_\Phi \text{ components} \end{array} = 3 \cdot \begin{array}{c} \text{birdtrack diagram with } Y_\Theta, Y_\Phi \text{ components} \end{array}, \quad (48)$$

where  $\alpha_\Theta \alpha_\Phi = 3$ .

A more general cancellation-Theorem is:

**Theorem 2 (cancellation of parts of the operator)** *Let  $\Theta \in \mathcal{Y}_n$  be a Young tableau and  $M$  be an element of  $\text{API}(\text{SU}(N), V^{\otimes n})$ . Then, there exists a (possibly vanishing) constant  $\lambda$  such that*

$$O := \mathbf{S}_\Theta M \mathbf{A}_\Theta = \lambda \cdot Y_\Theta. \quad (49)$$

*If furthermore the operator  $O$  is non-zero, then  $\lambda \neq 0$ . One instance in which  $O$  is guaranteed to be non-zero is if  $M$  is of the form*

$$M = \mathbf{A}_{\Phi_1} \mathbf{S}_{\Phi_2} \mathbf{A}_{\Phi_3} \mathbf{S}_{\Phi_4} \cdots \mathbf{A}_{\Phi_{k-1}} \mathbf{S}_{\Phi_k}, \quad (50)$$

*where  $\mathbf{A}_{\Phi_i} \supset \mathbf{A}_\Theta$  for every  $i \in \{1, 3, \dots, k-1\}$  and  $\mathbf{S}_{\Phi_j} \supset \mathbf{S}_\Theta$  and for every  $j \in \{2, 4, \dots, k\}$ .*

As an example, consider the operator

$$O := \text{birdtrack diagram} = \{S_{125}, S_{34}\} \cdot \{A_{13}\} \cdot \{S_{12}, S_{34}\} \cdot \{A_{13}, A_{24}\}. \quad (51)$$

This operator meets all conditions of the above Theorem 2: The sets  $\{S_{125}, S_{34}\}$  and  $\{A_{13}, A_{24}\}$  together constitute the birdtrack of a Young projection operator  $\bar{Y}_\Theta$  corresponding to the tableau

$$\Theta := \begin{array}{|c|c|c|} \hline 1 & 2 & 5 \\ \hline 3 & 4 & \\ \hline \end{array}. \quad (52)$$

The set  $\{A_{13}\}$  corresponds to the ancestor tableau  $\Theta_{(2)}$ , and the set  $\{S_{12}, S_{34}\}$  corresponds to the ancestor tableau  $\Theta_{(1)}$  and can thus be absorbed into  $A_\Theta$  and  $S_\Theta$  respectively, *c.f.* eq. (43). Hence  $O$  can be written as

$$O = S_\Theta A_{\Theta_{(2)}} S_{\Theta_{(1)}} A_\Theta. \quad (53)$$

Then, according to the above Cancellation-Theorem 2, we may cancel the wedged ancestor sets  $A_{\Theta_{(2)}}$  and  $S_{\Theta_{(1)}}$  at the cost of a non-zero constant  $\tilde{\lambda}$ . In particular, we find that

$$O = \tilde{\lambda} \cdot \underbrace{\text{birdtrack diagram}}_{\bar{Y}_\Theta}, \quad (54)$$

which is proportional to  $Y_\Theta$ .

### 3 Hermitian Young projection operators

Throughout this paper, we will be working with linear maps over linear spaces, in particular with maps in  $\text{API}(\text{SU}(N), V^{\otimes m}) \subset \text{Lin}(V^{\otimes m})$ . All the familiar tools from linear algebra (as can be found in [28] and other standard textbooks) apply but will likely *look* unfamiliar when employed in the language of birdtracks. We thus devote this section to translate the most important tools for this paper into the birdtrack formalism.

#### 3.1 Hermitian conjugation of linear maps in birdtrack notation

We begin by recalling the definition of Hermitian conjugation for linear maps. Let  $U$  and  $W$  be linear spaces, and let  $\langle \cdot, \cdot \rangle_U : U \rightarrow \mathbb{F}$ , where  $\mathbb{F}$  is a field usually taken to be  $\mathbb{C}$  or  $\mathbb{R}$ , denote the scalar product defined on  $U$ , and similarly for  $W$ . Furthermore, let  $P : U \rightarrow W$  be an operator. The scalar products then furnish a definition of the Hermitian conjugate of  $P$  (denoted by  $P^\dagger : W \rightarrow U$ ) in the standard way:

$$\langle w, Pu \rangle_W \stackrel{!}{=} \langle P^\dagger w, u \rangle_U \quad (55)$$

for any  $u \in U$  and  $w \in W$  [28]. In our case,  $u$  and  $w$  will be elements of  $V^{\otimes m}$ , both  $u$  and  $w$  appear as tensors with  $m$  upper indices,<sup>9</sup>

$$u^{j_1 \dots j_m} \quad \text{and} \quad w^{i_1 \dots i_m}. \quad (56)$$

---

<sup>9</sup>At this point we recall that the basis vectors  $\mathbf{e}$  of  $V^{\otimes m}$  are denoted with lower indices; therefore  $u$  and  $w$  act on the  $\mathbf{e}$ 's as linear maps.

Eq. (55) is equivalent to requiring the following diagram to commute,

$$\begin{array}{ccc}
V^{\otimes m} \otimes V^{\otimes m} & \xrightarrow{\mathbb{1}_m \otimes U} & V^{\otimes m} \otimes V^{\otimes m} \\
U \otimes \mathbb{1}_m \downarrow & & \downarrow \langle \cdot, \cdot \rangle \\
V^{\otimes m} \otimes V^{\otimes m} & \xrightarrow{\langle \cdot, \cdot \rangle} & \mathbb{C}
\end{array} \quad . \quad (57)$$

The scalar product between these maps is then defined in the usual way,  $\langle u, w \rangle = u^\dagger w \in \mathbb{C}$ . The map  $u^\dagger$  is an element of the dual space  $(V^*)^{\otimes m}$  and thus needs to be equipped with *lower* indices,<sup>10</sup>

$$u^\dagger = (u^{j_1 \dots j_m})^* =: u_{j_1 \dots j_m}. \quad (58)$$

Complex conjugation  $*$  is necessary, since the vector space  $V$  may be complex. Hence, we have that

$$\langle u, w \rangle = u^\dagger w = u_{i_1 \dots i_m} w^{i_1 \dots i_m} \in \mathbb{C}. \quad (59)$$

In the above, all indices of  $u^\dagger$  and  $w$  were contracted so that the outcome of the scalar product lies in a field, in our case  $\mathbb{C}$ . Graphically, let us represent a tensor with  $j$  lower indices and  $i$  upper indices by a box which has  $j$  legs exiting on the right and  $i$  legs exiting on the left,

$$T^{a_1 a_2 \dots a_i}_{b_1 b_2 \dots b_j} \rightarrow \begin{array}{c} \begin{array}{c} \leftarrow a_1 \\ \leftarrow a_2 \\ \vdots \\ \leftarrow a_{i-1} \\ \leftarrow a_i \end{array} \quad \boxed{T} \quad \begin{array}{c} \rightarrow b_1 \\ \rightarrow b_2 \\ \vdots \\ \rightarrow b_{j-1} \\ \rightarrow b_j \end{array} \end{array} . \quad (60)$$

Therefore, the tensors  $u_{i_1 \dots i_m}$  and  $w^{i_1 \dots i_m}$  will have  $m$  legs exiting on the right and left respectively,

$$u_{i_1 \dots i_m} \rightarrow \begin{array}{c} \text{ } \\ \text{ } \\ \text{ } \\ u \\ \vdots \\ \text{ } \\ \text{ } \\ \text{ } \end{array} \quad \text{and} \quad w^{i_1 \dots i_m} \rightarrow \begin{array}{c} i_1 \\ i_2 \\ \vdots \\ i_{m-1} \\ i_m \end{array} \begin{array}{c} \leftarrow \\ \leftarrow \\ \leftarrow \\ \leftarrow \\ \leftarrow \end{array} \quad ; \quad (61)$$

from now on, we will suppress the index labels of the birdtracks corresponding to the tensors in question. The scalar product  $\langle u, w \rangle$  is diagrammatically represented as

$$\langle u, w \rangle = \text{Diagram} \quad , \quad (62)$$

where the contraction of indices is indicated via the connection of corresponding index lines in the birdtrack. In (62), we see that the birdtrack corresponding to  $\langle u, w \rangle$  does not have any index lines exiting on either the right or the left, indicating that it is indeed a scalar. We will now consider a scalar product  $\langle u, Pw \rangle$ , where  $P : \text{Lin}(V^{\otimes m}) \rightarrow \text{Lin}(V^{\otimes m})$  is an operator, to find its Hermitian dual  $P^\dagger$ .  $P$  must have  $m$  lower and  $m$  upper indices,

$$P^{i_1 \dots i_m}_{j_1 \dots j_m} \rightarrow \begin{array}{c} \begin{array}{ccc} \leftarrow i_1 & \boxed{P} & \leftarrow j_1 \\ \leftarrow i_2 & & \leftarrow j_2 \\ \vdots & & \vdots \\ \leftarrow i_{m-1} & & \leftarrow j_{m-1} \\ \leftarrow i_m & & \leftarrow j_m \end{array} \end{array}, \quad (63)$$

where the  $j$ -indices act on an element of  $\text{Lin}(V^{\otimes m})$  via index contraction. The scalar product  $\langle u, Pw \rangle$  will then be given by

$$\langle u, Pw \rangle = (u^{i_1 \dots i_m})^* P^{i_1 \dots i_m}_{j_1 \dots j_m} w^{j_1 \dots j_m} \rightarrow \begin{array}{c} \text{Diagram 1} \end{array} = \begin{array}{c} \text{Diagram 2} \end{array} . \quad (64)$$

<sup>10</sup>Since basis vectors  $\omega$  of  $(V^*)^{\otimes m}$  have upper indices.

The adjoint  $P^\dagger$  of  $P$  is defined to be the object such that relation (55) holds. Thus,  $P^\dagger$  acts on the dual space,  $P^\dagger : \text{Lin}((V^*)^{\otimes m}) \rightarrow \text{Lin}((V^*)^{\otimes m})$ , which again means that it has  $m$  upper and  $m$  lower indices, but now the  $j$ -indices act on the element of  $\text{Lin}((V^*)^{\otimes m})$ ,

$$P^\dagger = (P^{i_1 \dots i_m}_{j_1 \dots j_m})^* = P_{i_1 \dots i_m}^{j_1 \dots j_m}. \quad (65)$$

It should be noted that once again, the raising and lowering of indices induces a complex conjugation of the tensor components, as we have already seen for  $u$  in (58).<sup>11</sup> The same caveat applies to the associated birdtrack diagrams in which we have to mirror the operator about its vertical axis and reverse the direction of the arrows:

$$\left( \begin{array}{c} i_1 \\ i_2 \\ \vdots \\ i_{m-1} \\ i_m \end{array} \left| \begin{array}{c} j_1 \\ j_2 \\ \vdots \\ j_{m-1} \\ j_m \end{array} \right. P \right)^\dagger = \begin{array}{c} j_1 \\ j_2 \\ \vdots \\ j_{m-1} \\ j_m \end{array} \left| \begin{array}{c} i_1 \\ i_2 \\ \vdots \\ i_{m-1} \\ i_m \end{array} \right. P^\dagger. \quad (66)$$

This results in all contracted index lines lining up correctly. For example,

$$\begin{aligned} Y_{\begin{array}{|c|} \hline 12 \\ \hline 3 \end{array}} &= \frac{4}{3} \cdot \begin{array}{c} \text{diagram} \end{array} \Rightarrow Y_{\begin{array}{|c|} \hline 12 \\ \hline 3 \end{array}}^\dagger = \frac{4}{3} \cdot \begin{array}{c} \text{diagram} \end{array} \\ &= \frac{1}{3} \left( \begin{array}{c} \text{diagram} \end{array} + \begin{array}{c} \text{diagram} \end{array} - \begin{array}{c} \text{diagram} \end{array} - \begin{array}{c} \text{diagram} \end{array} \right) = \frac{1}{3} \left( \begin{array}{c} \text{diagram} \end{array} + \begin{array}{c} \text{diagram} \end{array} - \begin{array}{c} \text{diagram} \end{array} - \begin{array}{c} \text{diagram} \end{array} \right). \end{aligned} \quad (67)$$

Therefore,

$$\langle P^\dagger u, w \rangle = (u^{j_1 \dots j_m})^* (P^{i_1 \dots i_m}_{j_1 \dots j_m})^* w^{i_1 \dots i_m} \rightarrow \begin{array}{c} \text{diagram} \end{array} = \begin{array}{c} \text{diagram} \end{array}; \quad (68)$$

in direct correspondence with equation (64). For birdtrack operators, the Hermitean conjugate can thus be graphically formed by reflecting the birdtrack about its vertical axis and reversing the arrows, for example

$$\begin{array}{c} \text{diagram} \end{array} \xrightarrow{\text{reflect}} \begin{array}{c} \text{diagram} \end{array} \xrightarrow{\text{rev. arr.}} \begin{array}{c} \text{diagram} \end{array} \quad \text{i.e.} \quad \left( \begin{array}{c} \text{diagram} \end{array} \right)^\dagger = \begin{array}{c} \text{diagram} \end{array}. \quad (69)$$

The mirroring of birdtracks under Hermitian conjugation immediately implies the unitarity of the primitive invariants (and thus that we are dealing with a unitary representation of  $S_m$  on  $V^{\otimes m}$ ): the inverse permutation of any primitive invariant  $\rho \in S_m$  is obtained by traversing the lines of the birdtrack corresponding to  $\rho$  in the opposite direction [16], for example

$$\begin{array}{c} \text{diagram} \end{array} = \begin{array}{c} \text{diagram} \end{array} \Rightarrow \begin{array}{c} \text{diagram} \end{array} = \left( \begin{array}{c} \text{diagram} \end{array} \right)^{-1}. \quad (70)$$

However, since “traversing the lines in the opposite direction” clearly corresponds to flipping the birdtrack about its vertical axis and reversing the direction of the arrows, we have that

$$\rho^{-1} = \rho^\dagger \quad \forall \rho \in S_m; \quad (71)$$

the primitive invariants are unitary.

<sup>11</sup>The projection operators considered in this paper are real and thus remain unaffected by complex conjugation. This is no longer true for group elements or representations.



These obvious Hermiticity properties of the primitive invariants make it easy to judge Hermiticity of an operator once it is expanded in this basis set. This is no longer the case in other representations: While any mirror symmetric birdtrack represents a Hermitian operator, the converse is not true in all representations. Despite a lack of apparent mirror symmetry, the product birdtrack


(72)

is Hermitian, as can be shown by either using the simplification rules of Theorem 6 (app. C.1.1) which allow us to recast (72) in an explicitly mirror symmetric form, or by expanding it fully in terms of primitive invariants.

In this paper, we will always consider birdtrack operators with lines directed from right to left (as is indicated by the arrows on the legs). To reduce clutter, we will from now on suppress the arrows and (for example) simply write

$$\text{X} \quad \text{when we mean} \quad \text{X}.$$
(73)

### 3.2 Why equation (15) and its generalization cannot hold for Young projection operators

In this section, we will have a look at the summation property

$$\sum_{\Phi \in \{\Theta \otimes [\overline{n}]\}} Y_{\Phi} \stackrel{?}{=} Y_{\Theta} \quad \text{for } \Theta \in \mathcal{Y}_{n-1}$$
(74)

and how it fails to apply to Young projection operators. We will examine two particular examples: We will assume that the summation property (74) holds for the standard (not necessarily Hermitian) Young projection operators over  $V^{\otimes 3}$  and  $V^{\otimes 4}$ , which will force us to conclude that the corresponding Young projectors are Hermitian in both cases – clearly a false statement. This motivates us to check whether the summation property (74) does hold for *Hermitian* Young projection operators, thus completing part 1 of Goal 1.

Let us begin with our first example: In section 1.2 equation (15), we claimed that

$$Y_{\begin{smallmatrix} \boxed{123} \\ \boxed{3} \end{smallmatrix}} + Y_{\begin{smallmatrix} \boxed{12} \\ \boxed{3} \end{smallmatrix}} \neq Y_{\begin{smallmatrix} \boxed{12} \end{smallmatrix}},$$
(75)

where  $Y_{\Theta}$  is the Young projection operator corresponding to the tableau  $\Theta$ . We have now acquired the necessary tools to show why the two sides fail to match. Assuming equality in (75) and adopting birdtrack notation, this relation takes the form

$$\text{X} + \frac{4}{3} \cdot \text{X} \stackrel{?}{=} \text{X}$$
(76)

and would imply that

$$\frac{4}{3} \cdot \text{X} \stackrel{?}{=} \text{X} - \text{X}.$$
(77)

From section 3.1, the right hand side of (77) is Hermitian, leading us to conclude that the left hand side is Hermitian as well. This is clearly not true (as is evident from the expansions in (67), specifically the last terms shown),

$$Y_{\begin{smallmatrix} \boxed{12} \\ \boxed{3} \end{smallmatrix}} \neq Y_{\begin{smallmatrix} \boxed{12} \\ \boxed{3} \end{smallmatrix}}^{\dagger}.$$
(78)

Thus we have arrived at a contradiction. In a similar way, it can be falsely concluded that  $Y_{\begin{smallmatrix} 1 & 3 \\ 2 \end{smallmatrix}}$  is Hermitian.

Let us now illustrate a slightly more advanced example involving an additional step which was not present in the example for  $n = 3$ . We will explicitly discuss the case  $n = 4$ . Let us assume that equation (74) holds for  $n = 3$ ,

$$Y_{\begin{smallmatrix} 1 & 2 & 3 \\ 4 \end{smallmatrix}} + Y_{\begin{smallmatrix} 1 & 2 \\ 3 \end{smallmatrix}} \stackrel{?}{=} Y_{\begin{smallmatrix} 1 & 2 \end{smallmatrix}} \quad \text{and} \quad Y_{\begin{smallmatrix} 1 \\ 2 \\ 3 \end{smallmatrix}} + Y_{\begin{smallmatrix} 1 & 3 \\ 2 \end{smallmatrix}} \stackrel{?}{=} Y_{\begin{smallmatrix} 1 \\ 2 \end{smallmatrix}} \quad (79)$$

and also for  $n = 4$ ,

$$Y_{\begin{smallmatrix} 1 & 2 & 3 \\ 4 \end{smallmatrix}} \stackrel{?}{=} Y_{\begin{smallmatrix} 1 & 2 & 3 & 4 \end{smallmatrix}} + Y_{\begin{smallmatrix} 1 & 2 & 3 \\ 4 \end{smallmatrix}} \quad (80a)$$

$$Y_{\begin{smallmatrix} 1 & 2 \\ 3 \end{smallmatrix}} \stackrel{?}{=} Y_{\begin{smallmatrix} 1 & 2 & 4 \\ 3 \end{smallmatrix}} + Y_{\begin{smallmatrix} 1 & 2 \\ 3 & 4 \end{smallmatrix}} + Y_{\begin{smallmatrix} 1 & 2 \\ 3 \\ 4 \end{smallmatrix}} \quad (80b)$$

$$Y_{\begin{smallmatrix} 1 & 3 \\ 2 \end{smallmatrix}} \stackrel{?}{=} Y_{\begin{smallmatrix} 1 & 3 & 4 \\ 2 \end{smallmatrix}} + Y_{\begin{smallmatrix} 1 & 3 \\ 2 & 4 \end{smallmatrix}} + Y_{\begin{smallmatrix} 1 & 3 \\ 2 \\ 4 \end{smallmatrix}} \quad (80c)$$

$$Y_{\begin{smallmatrix} 1 \\ 2 \\ 3 \end{smallmatrix}} \stackrel{?}{=} Y_{\begin{smallmatrix} 1 & 4 \\ 2 \\ 3 \end{smallmatrix}} + Y_{\begin{smallmatrix} 1 \\ 2 \\ 3 \\ 4 \end{smallmatrix}}. \quad (80d)$$

Equations (80a) and (80d), if indeed valid, tell us that the operators  $Y_{\begin{smallmatrix} 1 & 2 & 3 \\ 4 \end{smallmatrix}}$  and  $Y_{\begin{smallmatrix} 1 & 4 \\ 2 \\ 3 \end{smallmatrix}}$  are Hermitian.<sup>12</sup> To show that the remaining operators are Hermitian, we notice that a similarity transformation with an element  $\rho$  of  $S_4$  of the form

$$Y_i \mapsto \rho^\dagger Y_i \rho \quad (81)$$

does not change the Hermiticity of the operator  $Y_i$ . Thus, for example the operator  $(34) \cdot Y_{\begin{smallmatrix} 1 & 2 & 3 \\ 4 \end{smallmatrix}} \cdot (34)$ , where  $(34) \in S_4$  is a transposition, is still Hermitian. It is now easy to check (via direct calculation) that<sup>13</sup>

$$(34) \cdot Y_{\begin{smallmatrix} 1 & 2 & 3 \\ 4 \end{smallmatrix}} \cdot (34) = Y_{\begin{smallmatrix} 1 & 2 & 4 \\ 3 \end{smallmatrix}} \quad \text{and} \quad (234) \cdot Y_{\begin{smallmatrix} 1 & 2 & 3 \\ 4 \end{smallmatrix}} \cdot (243) = Y_{\begin{smallmatrix} 1 & 3 & 4 \\ 2 \end{smallmatrix}}, \quad (82)$$

where  $(243)^\dagger = (234)$ , and similarly

$$(34) \cdot Y_{\begin{smallmatrix} 1 & 4 \\ 2 \\ 3 \end{smallmatrix}} \cdot (34) = Y_{\begin{smallmatrix} 1 & 3 \\ 2 \\ 4 \end{smallmatrix}} \quad \text{and} \quad (234) \cdot Y_{\begin{smallmatrix} 1 & 4 \\ 2 \\ 3 \end{smallmatrix}} \cdot (243) = Y_{\begin{smallmatrix} 1 & 2 \\ 3 \\ 4 \end{smallmatrix}}. \quad (83)$$

We therefore conclude that also the Young projection operators  $Y_{\begin{smallmatrix} 1 & 2 & 4 \\ 3 \end{smallmatrix}}$ ,  $Y_{\begin{smallmatrix} 1 & 3 & 4 \\ 2 \end{smallmatrix}}$ ,  $Y_{\begin{smallmatrix} 1 & 3 \\ 2 \\ 4 \end{smallmatrix}}$  and  $Y_{\begin{smallmatrix} 1 & 2 \\ 3 \\ 4 \end{smallmatrix}}$  are Hermitian. The remaining two operators  $Y_{\begin{smallmatrix} 1 & 2 \\ 3 & 4 \end{smallmatrix}}$  and  $Y_{\begin{smallmatrix} 1 & 3 \\ 2 & 4 \end{smallmatrix}}$  can thus be written as linear combinations of Hermitian operators, using equations (80b) and (80c),

$$Y_{\begin{smallmatrix} 1 & 2 \\ 3 & 4 \end{smallmatrix}} = Y_{\begin{smallmatrix} 1 & 2 \\ 3 \end{smallmatrix}} - \left( Y_{\begin{smallmatrix} 1 & 2 & 4 \\ 3 \end{smallmatrix}} + Y_{\begin{smallmatrix} 1 & 2 \\ 3 \\ 4 \end{smallmatrix}} \right) \quad (84a)$$

$$Y_{\begin{smallmatrix} 1 & 3 \\ 2 & 4 \end{smallmatrix}} = Y_{\begin{smallmatrix} 1 & 3 \\ 2 \end{smallmatrix}} - \left( Y_{\begin{smallmatrix} 1 & 3 & 4 \\ 2 \end{smallmatrix}} + Y_{\begin{smallmatrix} 1 & 3 \\ 2 \\ 4 \end{smallmatrix}} \right), \quad (84b)$$

<sup>12</sup>This can be concluded in the same way that we previously found that  $Y_{\begin{smallmatrix} 1 & 2 \\ 3 \end{smallmatrix}}$  is Hermitian.

<sup>13</sup>In fact, [2] defines the Young projection operator of a tableau  $\Theta$  that can be obtained from  $\Phi$  by reordering the entries of  $\Phi$  according to a permutation  $\rho$  as  $Y_\Theta := \rho^\dagger Y_\Phi \rho$ .

leading us to conclude that they are Hermitian as well. Thus, we have found that *all* Young projection operators corresponding to Young tableaux in  $\mathcal{Y}_4$  are Hermitian – a contradiction. It should be noted that, since the Littlewood-Young projection operators over  $V^{\otimes m}$  reduce to the Young projectors for  $m \leq 4$ , we conclude that also the LY-operators cannot satisfy the summation property (74) (at least for  $m \leq 4$ ).

In fact, one may continue this game for one more level (to the Young projectors over  $V^{\otimes 5}$ ) before the tricks given in the above examples seize to suffice and one has to come up with new tools.

Nonetheless, the key message to take away from this section is that the obstacle to summability is the lack of Hermiticity of the Young operators. This provides a strong hint that (74) might hold for a Hermitian version of the Young projection operators (as was already claimed in section 1.2). In section 3.4, we show explicitly that this is true, completing part 2 of Goal 1.

In order to be able to do so, we first need to describe how to obtain Hermitian Young projection operators. This will be the subject of the following section.

### 3.3 Hermitian Young projection operators: KS and beyond

#### 3.3.1 KS construction principle

A construction principle for Hermitian Young projection operators has recently been found by Keppeler and Sjö Dahl [1]. We will now paraphrase their construction method, see Theorem 3, as it forms a basis for proving that the summation property eq. (74) (resp. eq. (17)) and its generalizations indeed hold for Hermitian Young projectors, section 3.4. We will further use Theorem 3 as a starting point for a new construction principle, which yields much more compact expressions for Hermitian Young projection operators, section 4. We will give Keppeler and Sjö Dahl's algorithm without proof; a formal proof can be found in [1].

**Theorem 3 (KS Hermitian Young projectors [1])** *Let  $\Theta \in \mathcal{Y}_n$  be a Young tableau. If  $n \leq 2$ , then the Hermitian Young projection operator  $P_\Theta$  corresponding to the tableau  $\Theta$  is given by*

$$P_\Theta := Y_\Theta. \quad (85)$$

*This provides a termination criterion for an iterative process that obtains  $P_\Theta$  from  $P_{\Theta_{(1)}}$  via<sup>14</sup>*

$$P_\Theta := P_{\Theta_{(1)}} Y_\Theta P_{\Theta_{(1)}} , \quad (86)$$

*once  $n > 2$ . In (86)  $P_{\Theta_{(1)}}$  is understood to be canonically embedded in the algebra  $\text{API}(\text{SU}(N), V^{\otimes n})$ . Thus,  $P_\Theta$  is recursively obtained from the full chain of its Hermitian ancestor operators  $P_{\Theta_{(m)}}$ .*

*The above operators generalize properties (27) of Young projection operators to all  $n$ :*

$$\text{Idempotency:} \quad P_\Theta \cdot P_\Theta = P_\Theta \quad (87a)$$

$$\text{Orthogonality:} \quad P_\Theta \cdot P_\Phi = \delta_{\Theta\Phi} P_\Theta \quad (87b)$$

$$\text{Completeness:} \quad \sum_{\Theta \in \mathcal{Y}_n} P_\Theta = \mathbb{1}_n \quad (87c)$$

---

<sup>14</sup>In [1], eq. (86) is given as  $P_\Theta = P_{\Theta_{(1)}} \otimes Y_\Theta \otimes P_{\Theta_{(1)}}$ ; however, since the  $P_i$  and  $Y_j$  are understood to be linear maps on the space  $V^{\otimes n}$ , this equation is merely a product of linear maps. The authors therefore deem the tensor-product-notation introduced by KS unnecessarily complicated, and denote this product of linear maps as shown above.

As an example, consider the Young tableau

$$\Theta = \begin{array}{|c|c|c|} \hline 1 & 2 & 4 \\ \hline 3 & 5 & \\ \hline \end{array}, \quad (88)$$

with ancestor tableaux<sup>15</sup>

$$\Theta_{(1)} = \begin{array}{|c|c|c|} \hline 1 & 2 & 4 \\ \hline 3 & & \\ \hline \end{array}, \quad \Theta_{(2)} = \begin{array}{|c|c|} \hline 1 & 2 \\ \hline 3 & \\ \hline \end{array} \quad \text{and} \quad \Theta_{(3)} = \begin{array}{|c|c|} \hline 1 & 2 \\ \hline \end{array}. \quad (89)$$

When constructing the Hermitian Young projection operator  $P_\Theta$  according to the KS-Theorem 3, we first have to find  $P_{\Theta_{(3)}}$ ,  $P_{\Theta_{(2)}}$  and  $P_{\Theta_{(1)}}$ . According to the Theorem,  $P_{\Theta_{(3)}} = Y_{\Theta_{(3)}}$ , since  $\Theta_{(3)} \in \mathcal{Y}_2$ . Then, following the iterative procedure of the KS-Theorem,  $P_{\Theta_{(2)}}$  and  $P_{\Theta_{(1)}}$  are given by

$$P_{\Theta_{(2)}} = P_{\Theta_{(3)}} Y_{\Theta_{(2)}} P_{\Theta_{(3)}} = Y_{\Theta_{(3)}} Y_{\Theta_{(2)}} Y_{\Theta_{(3)}} \quad (90)$$

$$P_{\Theta_{(1)}} = P_{\Theta_{(2)}} Y_{\Theta_{(1)}} P_{\Theta_{(2)}} = \underbrace{Y_{\Theta_{(3)}} Y_{\Theta_{(2)}} Y_{\Theta_{(3)}}}_{=P_{\Theta_{(2)}}} Y_{\Theta_{(1)}} \underbrace{Y_{\Theta_{(3)}} Y_{\Theta_{(2)}} Y_{\Theta_{(3)}}}_{=P_{\Theta_{(2)}}}. \quad (91)$$

Then, the desired operator  $P_\Theta$  is

$$P_\Theta = P_{\Theta_{(1)}} Y_\Theta P_{\Theta_{(1)}} = \underbrace{Y_{\Theta_{(3)}} Y_{\Theta_{(2)}} Y_{\Theta_{(3)}} Y_{\Theta_{(1)}} Y_{\Theta_{(3)}} Y_{\Theta_{(2)}} Y_{\Theta_{(3)}}}_{=P_{\Theta_{(1)}}} Y_\Theta \underbrace{Y_{\Theta_{(3)}} Y_{\Theta_{(2)}} Y_{\Theta_{(3)}} Y_{\Theta_{(1)}} Y_{\Theta_{(3)}} Y_{\Theta_{(2)}} Y_{\Theta_{(3)}}}_{=P_{\Theta_{(1)}}}. \quad (92)$$

As a birdtrack,  $P_\Theta$  can be written as

$$P_\Theta = \frac{128}{9} \cdot \underbrace{\begin{array}{c} \text{Diagram 1} \\ \text{Diagram 2} \\ \text{Diagram 3} \\ \text{Diagram 4} \\ \text{Diagram 5} \\ \text{Diagram 6} \\ \text{Diagram 7} \\ \text{Diagram 8} \\ \text{Diagram 9} \\ \text{Diagram 10} \\ \text{Diagram 11} \\ \text{Diagram 12} \end{array}}_{\bar{P}_{\Theta_{(1)}}} Y_\Theta \underbrace{\begin{array}{c} \text{Diagram 13} \\ \text{Diagram 14} \\ \text{Diagram 15} \\ \text{Diagram 16} \\ \text{Diagram 17} \\ \text{Diagram 18} \\ \text{Diagram 19} \\ \text{Diagram 20} \\ \text{Diagram 21} \\ \text{Diagram 22} \\ \text{Diagram 23} \\ \text{Diagram 24} \end{array}}_{\bar{P}_{\Theta_{(1)}}}, \quad (93)$$

where

$$\frac{128}{9} = (\alpha_{\Theta_{(3)}})^8 (\alpha_{\Theta_{(2)}})^4 (\alpha_{\Theta_{(1)}})^2 \alpha_\Theta \quad (94)$$

is the appropriate normalization constant arising from the KS-algorithm.

Let us emphasize that KS have proven that this or any other operator constructed with their algorithm is Hermitian. The operator (93) is however not symmetric under a flip about its vertical axis, and thus Hermiticity is not visually obvious. An additional advantage of the construction algorithm described in section 4 is that it will necessarily yield mirror-symmetric operators, making their Hermiticity immediately visible.

### 3.3.2 Beyond the KS construction

The results regarding Hermitian Young projection operators presented up until now are all taken from [1]. We will now move beyond the established results and show that

1. the KS-operators can be simplified to yield more compact expressions, *c.f.* Corollary 1<sup>16</sup>

<sup>15</sup>We do not have to consider the ancestor  $\Theta_{(4)}$ , since  $\Theta_{(3)} \in \mathcal{Y}_2$  and thus terminates the recursion (86).

<sup>16</sup>While the simplification in Corollary 1 is already significant, the alternative construction given in section 4 will be even more efficient.



**Lemma 1 (Subspaces corresponding to Hermitian Young projection operators are nested)** *Let  $\Theta \in \mathcal{Y}_n$  be a Young tableau and let  $\Theta_{(m)}$  be its ancestor tableau, with  $m < n$ . Furthermore, let  $P_\Theta$  and  $P_{\Theta_{(m)}}$  be the Hermitian Young projection operators corresponding to these tableaux. Then, the image of  $P_\Theta$  lies entirely in the image of  $P_{\Theta_{(m)}}$ ,*

$$P_\Theta P_{\Theta_{(m)}} = P_\Theta = P_{\Theta_{(m)}} P_\Theta . \quad (101)$$

An immediate consequence of this Lemma is that a Hermitian Young projection operator  $P_\Theta$  commutes with its ancestor operator  $P_{\Theta_{(m)}}$ . In appendix B, we first exemplify that Young projectors do not necessarily obey the analogous image inclusion properties  $Y_\Theta Y_{\Theta_{(m)}} = Y_\Theta$  and/or  $Y_{\Theta_{(m)}} Y_\Theta = Y_\Theta$ . We prove that where the image inclusion fails to hold the associated commutator  $[Y_{\Theta_{(m)}}, Y_\Theta]$  does not vanish.

Image inclusion will play an integral part in the proof of eq. (99) and thus highlights where the proof would break down for the (not necessarily Hermitian) Young projectors.

Before we give the proof of Lemma 1, We wish to draw attention to how this proof makes use of some of the simplification rules given in section 2.3, as this will be mirrored in the proofs of the main Theorems given in appendix C.

*Proof of Lemma 1:* To prove the inclusion of the subspaces, it suffices to show that the product of the operators satisfies eq. (101) (c.f. eq. (40)). What this relation implies is that if we first act the product  $P_{\Theta_{(m)}} P_\Theta$  (or equivalently  $P_\Theta P_{\Theta_{(m)}}$ ) on an object  $x$ , we obtain the same outcome as if we only act  $P_\Theta$  on  $x$ . Hence,  $P_\Theta$  must correspond to a smaller subspace than  $P_{\Theta_{(m)}}$ , and this subspace must completely be contained in the subspace corresponding to  $P_{\Theta_{(m)}}$ . From the shortened KS construction, Corollary 1, the Hermitian Young projection operators  $P_\Theta$  and  $P_{\Theta_{(m)}}$  are given by

$$P_\Theta = Y_{\Theta_{(n-2)}} Y_{\Theta_{(n-3)}} \dots Y_{\Theta_{(m+1)}} \boxed{Y_{\Theta_{(m)}}} \dots Y_{\Theta_{(1)}} \boxed{Y_\Theta} Y_{\Theta_{(1)}} \dots \boxed{Y_{\Theta_{(m)}}} Y_{\Theta_{(m+1)}} \dots Y_{\Theta_{(n-3)}} Y_{\Theta_{(n-2)}} \quad (102)$$

$$P_{\Theta_{(m)}} = Y_{\Theta_{(n-2)}} Y_{\Theta_{(n-3)}} \dots Y_{\Theta_{(m+1)}} \boxed{Y_{\Theta_{(m)}}} Y_{\Theta_{(m+1)}} \dots Y_{\Theta_{(n-2)}} Y_{\Theta_{(n-2)}} . \quad (103)$$

When forming the product  $P_\Theta P_{\Theta_{(m)}}$ , we see a lot of cancellation of wedged ancestor operators due to Theorem 1,

$$\begin{aligned} P_\Theta \cdot P_{\Theta_{(m)}} &= Y_{\Theta_{(n-2)}} \dots \boxed{Y_{\Theta_{(m)}}} \dots Y_{\Theta_{(1)}} \boxed{Y_\Theta} Y_{\Theta_{(1)}} \dots \underbrace{\boxed{Y_{\Theta_{(m)}}} \dots Y_{\Theta_{(n-2)}} \cdot Y_{\Theta_{(n-2)}} \dots \boxed{Y_{\Theta_{(m)}}}}_{= Y_{\Theta_{(m)}}} \dots Y_{\Theta_{(n-2)}} \\ &= Y_{\Theta_{(n-2)}} \dots \boxed{Y_{\Theta_{(m)}}} \dots Y_{\Theta_{(1)}} \boxed{Y_\Theta} Y_{\Theta_{(1)}} \dots \boxed{Y_{\Theta_{(m)}}} \dots Y_{\Theta_{(n-2)}} . \end{aligned} \quad (104)$$

The above can easily be identified to be the operator  $P_\Theta$ , yielding the first equality  $P_\Theta P_{\Theta_{(m)}} = P_\Theta$ . The second equality can similarly be shown, leading to the desired result.  $\square$

Let us now prove the summation property (99) for Hermitian Young projection operators: Recall the completeness relation of Hermitian Young projection operators, eq. (87c),

$$\sum_{\Theta \in \mathcal{Y}_{n-1}} P_\Theta = \text{id}_{n-1}, \quad (105)$$

where  $\text{id}_k$  is the identity operator on the space  $V^{\otimes k}$ . Equation (105) can be canonically embedded into the space  $V^{\otimes n}$  as was discussed in section 2.2.2. In order to make the embedding of the operator  $P_\Theta$  explicit, we

will – for this section *only* – make the identity operator on the last factor explicitly visible in the birdtrack spirit and denote the embedded operator by the symbol  $\underline{P}_\Theta$ .<sup>17</sup> The embedded equation (105) thus is

$$\sum_{\Theta \in \mathcal{Y}_{n-1}} \underline{P}_\Theta = \text{id}_n. \quad (106)$$

Even though (106) is a decomposition of unity, a finer decomposition of  $\text{id}_n$  (also using only orthogonal objects) is obtained with Hermitian Young projection operators corresponding to Young tableaux in  $\mathcal{Y}_n$ ,

$$\sum_{\Phi \in \mathcal{Y}_n} P_\Phi = \text{id}_n. \quad (107)$$

Since clearly  $\mathcal{Y}_n$  is the union of all the sets  $\{\Theta \otimes \boxed{n}\}$ , for all  $\Theta \in \mathcal{Y}_{n-1}$ , the sum (107) can be split into

$$\sum_{\Phi \in \mathcal{Y}_n} P_\Phi = \sum_{\Theta \in \mathcal{Y}_{n-1}} \left( \sum_{\Psi \in \{\Theta \otimes \boxed{n}\}} P_\Psi \right) = \text{id}_n. \quad (108)$$

Since both (106) and (108) are a decomposition of  $\text{id}_n$ , they must be equal to each other, yielding

$$\sum_{\Theta \in \mathcal{Y}_{n-1}} \underline{P}_\Theta = \sum_{\Theta \in \mathcal{Y}_{n-1}} \left( \sum_{\Psi \in \{\Theta \otimes \boxed{n}\}} P_\Psi \right). \quad (109)$$

Let us now multiply the above equation with a particular operator  $P_{\Theta'}$  on  $V^{\otimes n}$ , where  $\Theta'$  is a particular tableau in  $\mathcal{Y}_{n-1}$ . Due to the orthogonality property (eq. (87b), Theorem 3) and the inclusion property (eq. (101), Lemma 1) of Hermitian Young projectors,<sup>18</sup> it follows that

$$\sum_{\Theta \in \mathcal{Y}_{n-1}} \delta_{\Theta\Theta'} \underline{P}_\Theta = \sum_{\Theta \in \mathcal{Y}_{n-1}} \left( \delta_{\Theta\Theta'} \sum_{\Psi \in \{\Theta \otimes \boxed{n}\}} P_\Psi \right) \quad (110)$$

$$\underline{P}_{\Theta'} = \sum_{\Psi \in \{\Theta' \otimes \boxed{n}\}} P_\Psi, \quad (111)$$

yielding the desired equation (99). This concludes part 2 of Goal 1.

Since the Hermitian operators sum up to their Hermitian parent operators (eq. (111)), and these in turn sum to their Hermitian parent operators, the summation property necessarily holds over multiple generations. This statement also follows straight from Lemma 1, which states that the image of a Hermitian Young projection operator  $P_\Theta$  is contained in the image of its Hermitian ancestor operator  $P_{\Theta_{(m)}}$ , where  $m$  can be *any* positive integer. Therefore, if  $\mathcal{Y}_{\Theta,n} := \{\Theta \otimes \boxed{m} \otimes \cdots \otimes \boxed{n}\}$  is the subset of  $\mathcal{Y}_n$  containing all tableaux that have  $\Theta \in \mathcal{Y}_{m-1}$  as their ancestor, then

$$\sum_{\Phi \in \mathcal{Y}_{\Theta,n}} P_\Phi = P_\Theta, \quad (112)$$

<sup>17</sup>In birdtrack notation, the canonically embedded operator  $\underline{P}_\Theta$  will be  $P_\Theta$  with an extra index line on the bottom, making the notation  $\underline{P}_\Theta$  intuitive.

<sup>18</sup>This is where the proof would break down for the standard Young projection operators even for  $n \leq 4$ , where they explicitly do not satisfy the image inclusion property (101), c.f. appendix B.

confirming eq. (18). For example, if  $\Theta = \begin{array}{|c|c|c|} \hline 1 & 2 & 3 \\ \hline \end{array}$ , then  $P_\Theta$  can be written as a sum of the following Hermitian Young projection operators corresponding to tableaux in  $\mathcal{Y}_5$ ,

$$\underbrace{P_{\begin{array}{|c|c|c|c|} \hline 1 & 2 & 3 & 4 & 5 \\ \hline \end{array}} + P_{\begin{array}{|c|c|c|c|} \hline 1 & 2 & 3 & 4 \\ \hline 5 \\ \hline \end{array}} + P_{\begin{array}{|c|c|c|c|} \hline 1 & 2 & 3 & 5 \\ \hline 4 \\ \hline \end{array}} + P_{\begin{array}{|c|c|c|} \hline 1 & 2 & 3 \\ \hline 4 & 5 \\ \hline \end{array}} + P_{\begin{array}{|c|c|c|} \hline 1 & 2 & 3 \\ \hline 4 \\ \hline 5 \\ \hline \end{array}}}_{\sum_{\Phi \in \mathcal{Y}_{\Theta,5}} P_\Phi} = \underbrace{P_{\begin{array}{|c|c|c|} \hline 1 & 2 & 3 \\ \hline \end{array}}}_{P_\Theta}. \quad (113)$$

This concludes the last part (part 3) of the first Goal of this paper.

Figure 1 shows all Hermitian Young projectors corresponding to Young tableaux in  $\mathcal{Y}_n$  up to and including  $n = 4$ . The arrows in this figure indicate which operators sum to which ancestor operators. The summation property of Hermitian Young projectors was *not* mentioned in [16, fig. 9.1] where a virtually identical figure can be found.

## 4 An algorithm to construct compact expressions of Hermitian Young projection operators

We will now come to Goal 2 of this paper and provide a construction principle that allows us to directly arrive at *compact expressions* for Hermitian Young projection operators (see Theorem 5 below). This construction yields much shorter expressions than the previously encountered KS algorithm (Theorem 3), or even the shortened version of Theorem 1, as is exemplified in Fig. 2.

### 4.1 Lexically ordered Young tableaux

It turns out that the ordering of the numbers within the Young tableau plays a vital role in our algorithm. Thus, we will first establish what we mean by the lexical order of a Young tableau. To do so, we will introduce column- and row-words:<sup>19</sup>

**Definition 2 (column- and row-words & lexical ordering)** *Let  $\Theta \in \mathcal{Y}_n$  be a Young tableau. We define the column-word of  $\Theta$ ,  $\mathfrak{C}_\Theta$ , to be the column vector whose entries are the entries of  $\Theta$  as read column-wise from left to right. Similarly, the row-word of  $\Theta$ ,  $\mathfrak{R}_\Theta$ , is defined to be the row vector whose entries are those of  $\Theta$  read row-wise from top to bottom.*

*We will call a tableau  $\Theta$  lexically ordered, if either  $\mathfrak{C}_\Theta$  or  $\mathfrak{R}_\Theta$  or both are in lexical order. In particular, we say that  $\Theta$  is column-ordered (resp. row-ordered), if  $\mathfrak{C}_\Theta$  (resp.  $\mathfrak{R}_\Theta$ ) is in lexical order.*

For example, the tableau

$$\Phi := \begin{array}{|c|c|c|c|} \hline 1 & 5 & 7 & 9 \\ \hline 2 & 6 & 8 & \\ \hline 3 & & & \\ \hline 4 & & & \\ \hline \end{array} \quad (114)$$

has a column-word

$$\mathfrak{C}_\Phi = (1, 2, 3, 4, 5, 6, 7, 8, 9)^t, \quad (115)$$

<sup>19</sup>It should be noted that Definition 2 of the row-word is *different* to the definition given in the standard literature such as [13, 24]: there, the row word is read from bottom to top rather than from top to bottom. However, for the purposes of this paper, Definition 2 is more useful than the standard definition.



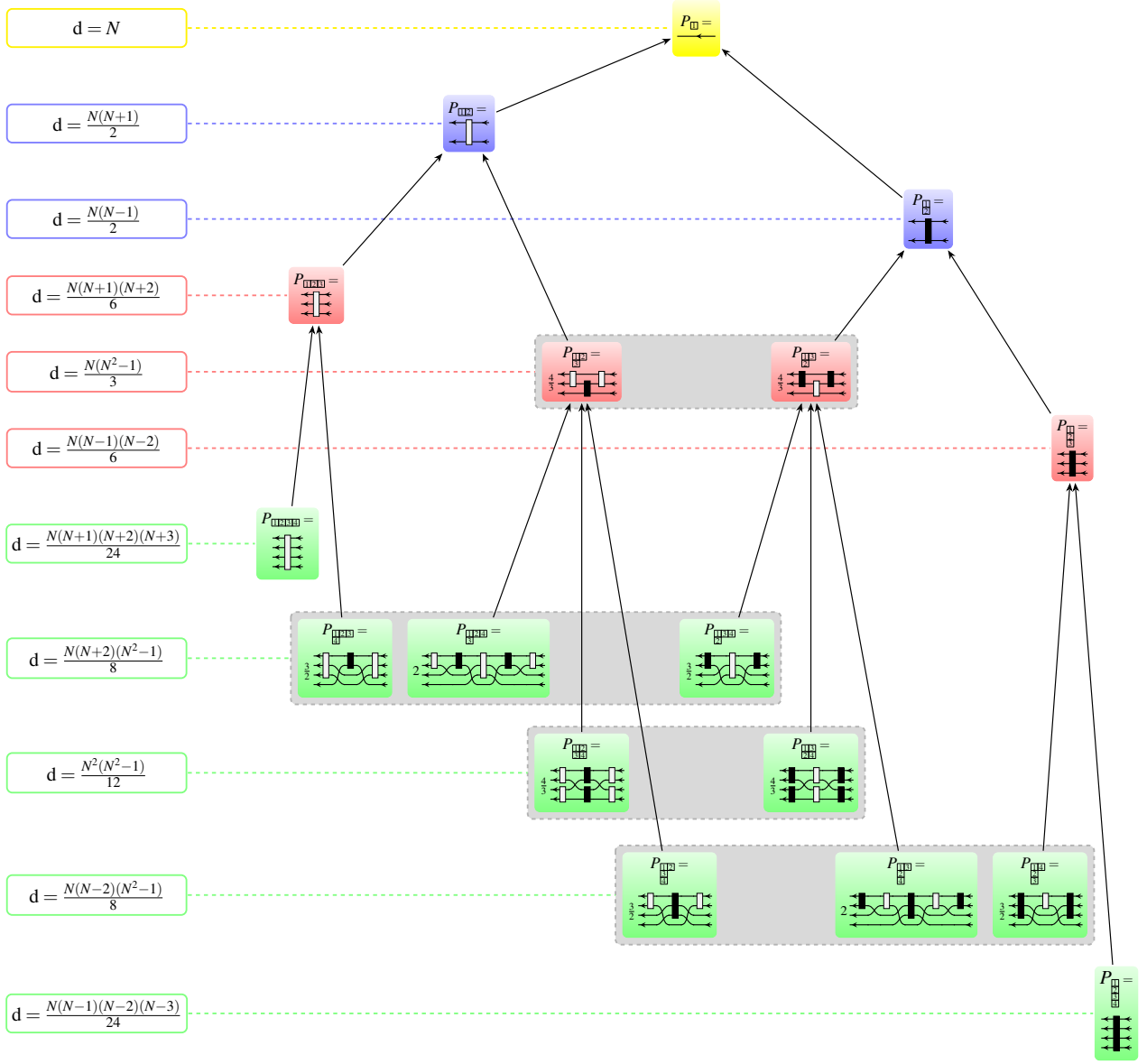


Figure 1: Hierarchy of Young tableaux and the associated nested Hermitian Young projector decompositions (in the sense of embeddings into  $\text{API}(\text{SU}(N), V^{\otimes 4})$ ): Projection operators that are contained in a gray box correspond to equivalent irreducible representations of  $SU(N)$ , as their corresponding Young tableaux have the same shape [2, 16]. The dimension of the irreducible representation corresponding to a (set of) operators(s) is given on the left [16, fig. 9.1]. The arrows indicate which operators sum to which ancestor – this summation property of Hermitian Young projection operators was not observed by [16].

and a row-word

$$\mathfrak{R}_\Phi = (1, 5, 7, 9, 2, 6, 8, 3, 4). \quad (116)$$

From this, we see that  $\Phi$  in (114) is lexically ordered. In particular, it is column-ordered (but not row-ordered).

In Theorem 4 we will describe a construction principle for the Hermitian Young projection operators corresponding to lexically ordered tableaux. This will form a starting point for the general construction principle of the Hermitian Young projectors given in section 4.2, as is evident from their proofs in appendix C. It is clear that Keppeler and Sjö Dahl had noticed that the projectors associated with ordered tableaux are special: In the appendix of [1] they discuss two examples of Hermitian Young projection operators (which happen to correspond to lexically ordered tableaux) constructed according to the KS-Theorem, and argue that these operators can be simplified quite drastically. The procedure leads eventually to the same expressions that emerge directly from Theorem 4. However, Keppeler and Sjö Dahl do not establish the connection to the lexical order of the Young tableau and do not even hint at a general construction principle.

**Theorem 4 (lexical Hermitian Young projectors)** *Let  $\Theta \in \mathcal{Y}_n$  be row-ordered. Then, the corresponding Hermitian Young projection operator  $P_\Theta$  is given by*

$$P_\Theta = \alpha_\Theta \cdot \bar{Y}_\Theta \bar{Y}_\Theta^\dagger. \quad (117a)$$

*On the other hand, if  $\Theta \in \mathcal{Y}_n$  is a column-ordered tableau, then the corresponding Hermitian Young projection operator  $P_\Theta$  is given by*

$$P_\Theta = \alpha_\Theta \cdot \bar{Y}_\Theta^\dagger \bar{Y}_\Theta. \quad (117b)$$

The proof of this Theorem is deferred to Appendix C.1. It is directly evident from eqns. (117a) and (117b) that  $P_\Theta$  is Hermitian in both cases. Since Hermitian conjugation in birdtrack notation amounts to reflection about a vertical axis, the formulae also guarantee that Hermiticity is directly visible as a reflection symmetry of the associated birdtrack diagrams.

As an example, consider the Young tableau

$$\Theta = \begin{array}{|c|c|} \hline 1 & 2 \\ \hline 3 & \\ \hline \end{array} \quad (118)$$

which has a lexically ordered row-word  $\mathfrak{R}_\Theta = (1, 2, 3)$ . The associated Hermitian Young projection operator  $P_\Theta$  according to the Lexical-Theorem 4 is given by

$$P_\Theta = \underbrace{\frac{4}{3}}_{\alpha_\Theta} \cdot \underbrace{\text{birdtrack diagram}}_{\bar{Y}_\Theta} \underbrace{\text{birdtrack diagram}}_{\bar{Y}_\Theta^\dagger} = \frac{4}{3} \cdot \underbrace{\text{birdtrack diagram}}_{=: \bar{P}_\Theta}. \quad (119)$$

The Hermiticity of this operator is prominently visible in its mirror symmetry.

## 4.2 Young tableaux with partial lexical order

We will now give a construction principle for compact expressions of Hermitian Young projection operators corresponding to general, not necessarily lexically ordered, tableaux. The goal is to use what *partial* order there is to a diagram to obtain an optimized iterative procedure. As a first step we need to be able to quantify how “un-ordered” a Young tableau is; we define a *Measure Of Lexical Disorder*:

**Definition 3 (measure of lexical disorder (MOLD))** Let  $\Theta \in \mathcal{Y}_n$  be a Young tableau. We define its Measure Of Lexical Disorder (MOLD) to be the smallest natural number  $\mathcal{M}(\Theta) \in \mathbb{N}$  such that

$$\Theta_{(\mathcal{M}(\Theta))} = \pi^{\mathcal{M}(\Theta)}(\Theta) \quad (120)$$

is a lexically ordered tableau. (Recall from Definition 1 that  $\pi^{\mathcal{M}(\Theta)}$  refers to  $\mathcal{M}(\Theta)$  consecutive applications of the parent map  $\pi$  to the tableau  $\Theta$ .)

We note that the MOLD of a Young tableau is a well-defined quantity, since one will always eventually arrive at a lexically ordered tableau, as, for example, all tableaux in  $\mathcal{Y}_3$  are lexically ordered. This then implies that the MOLD of a tableau  $\Theta \in \mathcal{Y}_n$  has an upper bound,

$$\mathcal{M}(\Theta) \leq n - 3, \quad (121)$$

making it a well-defined quantity. As an example, consider the tableau

$$\Phi := \begin{array}{|c|c|c|} \hline 1 & 2 & 4 \\ \hline 3 & 5 & \\ \hline \end{array}. \quad (122)$$

The MOLD of the above tableau is  $\mathcal{M}(\Phi) = 2$ , since two applications of the parent map generate a lexically ordered tableau, but just one application of  $\pi$  on  $\Phi$  would not be sufficient,

$$\begin{array}{|c|c|c|} \hline 1 & 2 & 4 \\ \hline 3 & 5 & \\ \hline \end{array} \xrightarrow{\pi} \begin{array}{|c|c|c|} \hline 1 & 2 & 4 \\ \hline 3 & & \\ \hline \end{array} \xrightarrow{\pi} \begin{array}{|c|c|} \hline 1 & 2 \\ \hline 3 & \\ \hline \end{array}. \quad (123)$$

We will now give the main Theorem of this section, the construction principle of Hermitian Young projection operators corresponding to Young tableaux  $\Theta$ , using the MOLD of the latter. To do so, we distinguish four cases; the reason why they have to be dealt with separately is given in the analysis following the Theorem, section 4.2.1.

**Theorem 5 (MOLD operators)** Consider a Young tableau  $\Theta \in \mathcal{Y}_n$  with MOLD  $\mathcal{M}(\Theta) = m$ . Furthermore, suppose that  $\Theta_{(m)}$  has a lexically ordered row-word. Then, the Hermitian Young projection operator corresponding to  $\Theta$ ,  $P_\Theta$ , is, for  $m$  even,

$$P_\Theta = \beta_\Theta \cdot \mathbf{S}_{\Theta_{(m)}} \mathbf{A}_{\Theta_{(m-1)}} \mathbf{S}_{\Theta_{(m-2)}} \cdots \mathbf{S}_{\Theta_{(2)}} \mathbf{A}_{\Theta_{(1)}} \bar{Y}_\Theta \bar{Y}_\Theta^\dagger \mathbf{A}_{\Theta_{(1)}} \mathbf{S}_{\Theta_{(2)}} \cdots \mathbf{S}_{\Theta_{(m-2)}} \mathbf{A}_{\Theta_{(m-1)}} \mathbf{S}_{\Theta_{(m)}}, \quad (124a)$$

and, for  $m$  odd,

$$P_\Theta = \beta_\Theta \cdot \mathbf{S}_{\Theta_{(m)}} \mathbf{A}_{\Theta_{(m-1)}} \mathbf{S}_{\Theta_{(m-2)}} \cdots \mathbf{A}_{\Theta_{(2)}} \mathbf{S}_{\Theta_{(1)}} \bar{Y}_\Theta^\dagger \bar{Y}_\Theta \mathbf{S}_{\Theta_{(1)}} \mathbf{A}_{\Theta_{(2)}} \cdots \mathbf{S}_{\Theta_{(m-2)}} \mathbf{A}_{\Theta_{(m-1)}} \mathbf{S}_{\Theta_{(m)}}. \quad (124b)$$

Similarly, if  $\Theta_{(m)}$  has a lexically ordered column-word,  $P_\Theta$  is, for  $m$  even,

$$P_\Theta = \beta_\Theta \cdot \mathbf{A}_{\Theta_{(m)}} \mathbf{S}_{\Theta_{(m-1)}} \mathbf{A}_{\Theta_{(m-2)}} \cdots \mathbf{A}_{\Theta_{(2)}} \mathbf{S}_{\Theta_{(1)}} \bar{Y}_\Theta^\dagger \bar{Y}_\Theta \mathbf{S}_{\Theta_{(1)}} \mathbf{A}_{\Theta_{(2)}} \cdots \mathbf{A}_{\Theta_{(m-2)}} \mathbf{S}_{\Theta_{(m-1)}} \mathbf{A}_{\Theta_{(m)}}, \quad (124c)$$

and, for  $m$  odd,

$$P_\Theta = \beta_\Theta \cdot \mathbf{A}_{\Theta_{(m)}} \mathbf{S}_{\Theta_{(m-1)}} \mathbf{A}_{\Theta_{(m-2)}} \cdots \mathbf{S}_{\Theta_{(2)}} \mathbf{A}_{\Theta_{(1)}} \bar{Y}_\Theta^\dagger \bar{Y}_\Theta \mathbf{A}_{\Theta_{(1)}} \mathbf{S}_{\Theta_{(2)}} \cdots \mathbf{A}_{\Theta_{(m-2)}} \mathbf{S}_{\Theta_{(m-1)}} \mathbf{A}_{\Theta_{(m)}}. \quad (124d)$$

In the above, all symmetrizers and antisymmetrizers are understood to be canonically embedded into  $V^{\otimes n}$ ;  $\beta_\Theta$  is a non-zero constant chosen such that  $P_\Theta$  is idempotent.

The formal proof of this Theorem can be found in Appendix C.2. A comparative example of a Hermitian Young projection operator constructed using MOLD and KS is given in section 4.3, Fig 2.

It should be noted that we have not provided an explicit expression for the constant  $\beta_\Theta$  in Theorem 5. This normalization-constant however can easily be found for specific operators by direct calculation since the MOLD-operators are very much suited for automated calculations on a computer, as is described in section 4.3. We would like to draw the reader's attention to the fact that the symmetrizers and antisymmetrizers in all four expressions of Theorem 5 *strictly alternate*, including those inside the Young projectors.

As an example, consider the Young tableau

$$\Theta := \begin{array}{|c|c|c|} \hline 1 & 2 & 4 \\ \hline 3 & 5 & \\ \hline \end{array}. \quad (125)$$

This tableau has MOLD 2 (i.e. even MOLD), and  $\Theta_{(2)}$  has a lexically ordered row-word. Thus, we have to construct the Hermitian Young projection operator  $P_\Theta$  corresponding to  $\Theta$  according to equation (124a).  $P_\Theta$  is therefore given by

$$\begin{aligned} P_\Theta &= \beta_\Theta \cdot \mathbf{S}_{\Theta_{(2)}} \mathbf{A}_{\Theta_{(1)}} \mathbf{S}_\Theta \mathbf{A}_\Theta \mathbf{S}_\Theta \mathbf{A}_{\Theta_{(1)}} \mathbf{S}_{\Theta_{(2)}} \\ &= \beta_\Theta \cdot \begin{array}{c} \text{Diagram 1: A sequence of horizontal lines with vertical bars and crossings. The central part is highlighted in red, containing three vertical bars and two crossings. Labels below the diagram are } \mathbf{S}_{\Theta_{(2)}}, \mathbf{A}_{\Theta_{(1)}}, \mathbf{S}_\Theta, \mathbf{A}_\Theta, \mathbf{S}_\Theta, \mathbf{A}_{\Theta_{(1)}}, \mathbf{S}_{\Theta_{(2)}}. \end{array} \\ &= \beta_\Theta \cdot \begin{array}{c} \text{Diagram 2: A sequence of horizontal lines with vertical bars and crossings. The central part is highlighted in red, containing three vertical bars and two crossings. Labels below the diagram are } \mathbf{S}_{\Theta_{(2)}}, \mathbf{A}_{\Theta_{(1)}}, \mathbf{S}_\Theta, \mathbf{A}_\Theta, \mathbf{S}_\Theta, \mathbf{A}_{\Theta_{(1)}}, \mathbf{S}_{\Theta_{(2)}}. \end{array} \end{aligned} \quad (126)$$

A direct calculation in *Mathematica* reveals that  $\beta_\Theta \stackrel{!}{=} 4$  for  $P_\Theta$  to be idempotent.

#### 4.2.1 A Short Analysis of the MOLD-Theorem 5

We now pause for a moment to look at the four cases presented in Theorem 5 in more detail and emphasize their differences. We hope to convey an intuitive feel as to why the corresponding operators are constructed the way they are.

First, let us look at the first two operators (124a) and (124b). Both these operators  $P_\Theta$  have a symmetrizer on the outside, namely  $\mathbf{S}_{\Theta_{(m)}}$ , opposed to the operators (124c) and (124d) which have an antisymmetrizer on the outside. This stems from the iterative construction of Hermitian Young projection operators given by the KS-Theorem 3: By the Lexical-Theorem 4 we know that  $P_{\Theta_{(m)}}$  is given by

$$P_{\Theta_{(m)}} = \alpha_\Theta \cdot \bar{Y}_{\Theta_{(m)}} \bar{Y}_{\Theta_{(m)}}^\dagger = \alpha_\Theta \cdot \mathbf{S}_{\Theta_{(m)}} \mathbf{A}_{\Theta_{(m)}} \mathbf{S}_{\Theta_{(m)}}, \quad (127)$$

since  $P_{\Theta_{(m)}}$  is assumed to correspond to a row-ordered Young tableau. When we thus construct  $P_\Theta$  recursively according to KS, [1], we find that

$$P_\Theta = P_{\Theta_{(m)}} \dots Y_\Theta \dots P_{\Theta_{(m)}} \propto \mathbf{S}_{\Theta_{(m)}} \mathbf{A}_{\Theta_{(m)}} \mathbf{S}_{\Theta_{(m)}} \dots Y_\Theta \dots \mathbf{S}_{\Theta_{(m)}} \mathbf{A}_{\Theta_{(m)}} \mathbf{S}_{\Theta_{(m)}}. \quad (128)$$

Thus, we expect there to be symmetrizers on the outside of the operators  $P_\Theta$  in expressions (124a) and (124b). Following a similar logic, we expect there to be antisymmetrizers on the outside of operators (124c) and (124d).

Lastly, we discuss the importance of the distinction between even and odd  $m$  in the MOLD-Theorem 5. In the construction of *all*  $P_\Theta$  in the Theorem, we find that they consist of products of alternating symmetrizers

and antisymmetrizers to more and more recent generations of  $\Theta$  as we move further to the center of  $P_\Theta$ . If the operator  $P_\Theta$  thus starts with  $\mathbf{S}_{(m)}$  on the outside, as it does in equations (124a) and (124b), and the product has alternating sets of symmetrizers and antisymmetrizers each going up one generation, then the parity of  $m$  will decide whether the set corresponding to the tableau  $\Theta_{(1)}$  in the product  $P_\Theta$  is a set of symmetrizers or antisymmetrizers. Thus, the central three sets of symmetrizers and antisymmetrizers in the product  $P_\Theta$  will then either be

$$\mathbf{A}_\Theta \mathbf{S}_\Theta \mathbf{A}_\Theta = \bar{Y}_\Theta^\dagger \bar{Y}_\Theta \quad \text{or} \quad \mathbf{S}_\Theta \mathbf{A}_\Theta \mathbf{S}_\Theta = \bar{Y}_\Theta \bar{Y}_\Theta^\dagger, \quad (129)$$

dependent on the nature of the sets corresponding to  $\Theta_{(1)}$ , but keeping the alternating structure of symmetrizers and antisymmetrizers.

The fact that the central sets of  $P_\Theta$  in all four equations of the above Theorem 5 are either product of (129) opposed to simply  $Y_\Theta$  or  $Y_\Theta^\dagger$  can be attributed to the fact the  $P_\Theta$  is Hermitian and we would like its Hermiticity to be visually explicit.

### 4.3 The advantage of using MOLD

The practical advantages of our construction opposed to the KS-Theorem 3 are striking. To illustrate this we return to the same example used in [23] to demonstrate the effectiveness of the simplification rules derived there. The Young tableau

$$\Phi := \begin{array}{|c|c|c|c|} \hline 1 & 2 & 4 & 7 \\ \hline 3 & 6 & & \\ \hline 5 & 8 & & \\ \hline 9 & & & \\ \hline \end{array} \quad (130)$$

leads to an expression of the corresponding KS-projector with 127 symmetrizer- and antisymmetrizer-sets which reduce to an object with only 13 such sets after applying the cancellation and propagation rules of [23].

Both construction principles (KS and MOLD) are iterative in the sense that they both require knowledge about the ancestor tableaux of a tableau  $\Theta \in \mathcal{Y}_n$ . For the construction of KS as it was originally described in [1], one needs all ancestor operators of  $\Theta$  up until  $\Theta_{(n-2)}$ , while the MOLD construction merely uses the ancestor tableaux up until  $\Theta_{\mathcal{M}(\Theta)}$ , which is at most  $\Theta_{(n-3)}$  according to (121). This one tableau difference does not seem excessive at first glance, but one should keep in mind that the difference is *at least* one tableau, often more. However the bulk of the computing power used to generate  $\bar{P}_\Phi^{KS}$  comes from the fact that, in addition to the ancestor tableaux of  $\Theta$ , one further requires information about the explicit form of the ancestor Hermitian Young projectors  $P_\Theta$  all the way up to  $P_{\Theta_{(2)}}$ , which have to be calculated separately. The MOLD-construction merely uses the Young sets of symmetrizers or antisymmetrizers ( $\mathbf{S}$  and  $\mathbf{A}$  respectively) of the ancestor tableaux of  $\Theta$  up to  $\Theta_{\mathcal{M}(\Theta)}$ , which can be immediately read off the tableaux and thus needs minimal computing power.

Using the MOLD-Theorem 5, one arrives at the shorter version *directly*, after a considerably shorter recursive path and without the need for additional simplifications. One bypasses a long repetitive list of steps altogether! The 127/13 length ratio between  $\bar{P}_\Phi^{KS}$  and  $\bar{P}_\Phi^{MOLD}$ <sup>20</sup> is strikingly apparent in Fig. 2. This makes the MOLD algorithm a lot more practical to work with analytically. The algorithm really comes into its own when used

<sup>20</sup>It is important to note that  $\bar{P}_\Phi^{KS}$  and  $\bar{P}_\Phi^{MOLD}$  both differ from  $P_\Phi$  by a constant, but this constant will depend on the construction principle used to find  $\bar{P}_\Phi$ . In that sense,

$$\beta_\Phi^{KS} \cdot \bar{P}_\Phi^{KS} = P_\Phi = \beta_\Phi^{MOLD} \cdot \bar{P}_\Phi^{MOLD} \quad (131)$$

but  $\beta_\Phi^{KS} \neq \beta_\Phi^{MOLD}$  in general.

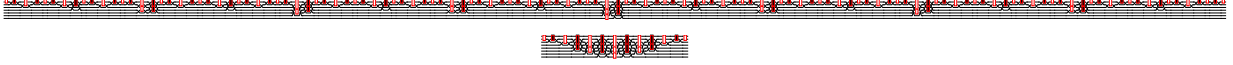


Figure 2: For a size comparison, this figure shows  $\bar{P}_{\Phi}^{KS}$  (top) and  $\bar{P}_{\Phi}^{MOLD}$  (bottom) for the tableau  $\Phi$  as defined in (130) using two different constructions: The top operator was constructed using the KS-algorithm, while the bottom operator was constructed using MOLD. Both operators and the associated graphics were generated in *Mathematica*.

in symbolic algebra programs: the MOLD construction allows us to efficiently create projection operators for considerably larger Young tableaux than the iterative KS equivalent. In particular, for the example in Figure 2, the fact that the MOLD algorithm simply avoids a long series of steps makes it over 18600 times faster than its KS counterpart: It generates its result in approximately 0.0038 seconds, while KS takes approximately 71 seconds (not even taking into account the cost of the simplification steps to arrive at the final result) on a modern laptop.

Unlike  $P_{\Theta}^{KS}$ ,  $P_{\Theta}^{MOLD}$  is *obviously and visibly* Hermitian by construction.<sup>21</sup> Given that birdtracks are meant to be a tool that makes dealing with these operators *visually* clear, this is an obvious advantage.

We have given a construction principle for compact expressions of Hermitian Young projection operators, the MOLD-operators, in section 4.2, and we have now seen that the MOLD-operators are indeed more useful for practical calculations. We have thus achieved Goal 2 of this paper.

## 5 Conclusion & outlook

The representation theory of  $SU(N)$  is an old theory with many successful applications in physics. Yet some of the tools remain awkward and only applicable in specific situations, like the general theory of angular momentum or the construction of Young projection operators that lack Hermiticity. Newer tools like the birdtrack formalism remain only partially connected with these time honored results. We have a very specific interest in applications to QCD in the JIMWLK context, in jet physics, in energy loss and generalized parton distributions, so we have aimed at creating a set of tools that we know will aid in these applications and, in the process have pointed out where the existing tools fall short of our needs.

1. We have found that projection operators built on Young tableaux are uniquely suited to calculations that keep  $N$  as a parameter.

To simply list the irreducible multiplets in  $V^{\otimes m}$ , Young’s procedure forms descendant tableaux of those representing the irreducibles contained in  $V^{\otimes(m-1)}$ , portraying an iterative procedure of “adding a particle” in each step.

To parallel this in terms of projection operators and the associated subspaces (i.e. to implement eq. (112) which represents the general case of the summation relations collected in Fig. 1) – as one needs to do to actually perform calculations in physics applications – we have established that one needs Hermitian versions of these projection operators as those constructed earlier by Keppeler and Sjö Dahl [1]. This sets the backdrop for the remaining developments.

---

<sup>21</sup> $P_{\Theta}^{KS}$  do not exhibit their Hermiticity directly since the center-piece of the  $KS$  operator is the Young projection operator  $\bar{Y}_{\Theta}$ , which is inherently non-Hermitian. We need to rely on the proof given in [1] to be assured of their Hermiticity.

2. Having motivated the necessity for Hermitian Young projection operators, we are faced with the fact that the KS algorithm quickly becomes unwieldy – the iterative procedures are computationally expensive and produce long expressions (Fig. 2). We have earlier presented simplification rules [23] to distill these down to more compact expressions, but that does not alleviate the computational cost.

To address this issue, we have provided a new algorithm based on the Measure Of Lexical Disorder (MOLD) of a tableau in sec. 4.2 that drastically reduces the calculational footprint of the procedure compared to the KS method. It should be noted that the normalized operators constructed using the MOLD algorithm are equal to the KS-operators (as is evident from the proof given in appendix C) and thus inherit all properties of the KS-operators: idempotency, mutual orthogonality and completeness for all values of  $m$ .

The MOLD algorithm almost completely incorporates the simplifications of [23] at vastly reduced calculational cost (only isolated cases of MOLD-operators still allow for further simplification with the tools presented in [23]). All the algorithms are eminently suited for implementation in symbolic algebra programs: all our explorations and examples have been generated in *Mathematica*.

In particular, the operators shown in Fig. 2 were generated in *Mathematica*: the operator on the top was constructed using the KS-Theorem, while the operator on the bottom resulted from the MOLD-construction. The automated calculation was significantly improved with the MOLD-algorithm, as the MOLD-operator in Fig. 2 was obtained approximately 18600 times faster than the KS-equivalent on a modern laptop – an improvement of 4 orders of magnitude.

Our own list of applications for the tools and insights presented in this paper are QCD centric: Global singlet state projections of Wilson-line operators that appear in a myriad of applications due to factorization of hard and soft contributions help analyzing the physics content in all of them; this will be explored further in [22]. We hope that our presentation is suitable to unify perspectives provided by the various approaches to representation theory of  $SU(N)$  and that the results prove useful beyond these immediate applications.

**Acknowledgements:** H.W. is supported by South Africa’s National Research Foundation under CPRR grant nr 90509. J.A-Z. was supported (in sequence) by the postgraduate funding office of the University of Cape Town (2014), the National Research Foundation (2015) and the Science Faculty PhD Fellowship of the University of Cape Town (2016).

## A Littlewood-Young projection operators

For completeness, this appendix summarizes the construction principle of generalized Young projection operators due to Littlewood [18, sec. 5.3], which corrects for the failure of Young projection operators over  $V^{\otimes n}$  to be orthogonal or complete beyond  $n = 4$ . We shall call these the Littlewood-Young (LY) projectors and denote them by  $L$ .

Before we give the construction principle of the LY-projectors, let us have a closer look at products of Young projection operators and criteria which make these products orthogonal. Consider two Young tableaux  $\Theta$  and  $\Phi$  in  $\mathcal{Y}_n$ , then the product of their corresponding Young projection operators is given by

$$Y_{\Theta}Y_{\Phi} = \alpha_{\Theta}\alpha_{\Phi} \cdot \mathbf{S}_{\Theta}\mathbf{A}_{\Theta}\mathbf{S}_{\Phi}\mathbf{A}_{\Phi} . \quad (132)$$

Clearly, if the product  $\mathbf{A}_{\Theta}\mathbf{S}_{\Phi}$  vanishes, then so does the product of the Young projectors, but if  $\mathbf{A}_{\Theta}\mathbf{S}_{\Phi} \neq 0$ ,

we have to conclude that  $Y_\Theta Y_\Phi \neq 0$ ,

$$Y_\Theta Y_\Phi = \alpha_\Theta \alpha_\Phi \cdot \underbrace{\mathbf{S}_\Theta}_{\neq 0} \underbrace{\mathbf{A}_\Theta}_{\neq 0} \underbrace{\mathbf{S}_\Phi}_{\neq 0} \underbrace{\mathbf{A}_\Phi}_{\neq 0} \implies Y_\Theta Y_\Phi \neq 0. \quad (133)$$

For  $\mathbf{A}_\Theta \mathbf{S}_\Phi$  to vanish, we merely require a particular antisymmetrizer  $\mathbf{A}_i \in \mathbf{A}_\Theta$  two have more than one leg in common with a symmetrizer  $\mathbf{S}_j \in \mathbf{S}_\Phi$ .

If the tableaux  $\Theta$  and  $\Phi$  have different shapes, then this is trivially given since there must exist at least one pair of boxes  $(\boxed{k}, \boxed{l})$  that appear in the same column in  $\Theta$  and in the same row in  $\Phi$  and vice versa, such that [18, sec. 5.3, Thm. III]

$$\mathbf{A}_\Theta \mathbf{S}_\Phi = 0 = \mathbf{A}_\Phi \mathbf{S}_\Theta \quad \text{where } \Theta \text{ and } \Phi \text{ have different shapes.} \quad (134)$$

If the two tableaux  $\Theta$  and  $\Phi$  have the same shape, one must work harder to see where this criterion applies to force  $\mathbf{A}_\Theta \mathbf{S}_\Phi = 0$ . To see when a pair of boxes  $(\boxed{k}, \boxed{l})$  appears in the same column in  $\Theta$  and in the same row in  $\Phi$  for tableaux of the same shape, we need to introduce an order relation between tableaux of the same shape using their row-words (*c.f.* Definition 2):

**Definition 4 (order relation amongst tableaux of the same shape)** *Let  $\Theta$  and  $\Phi$  be two Young tableaux and let  $\theta_{ij}$  be the entry in the  $i^{\text{th}}$  row and  $j^{\text{th}}$  column of  $\Theta$ , and similarly for  $\phi_{ij}$ . Their corresponding row-words are given by  $\mathfrak{R}_\Theta = (\theta_{11}, \theta_{12}, \dots, \theta_{21}, \dots)$  and  $\mathfrak{R}_\Phi = (\phi_{11}, \phi_{12}, \dots, \phi_{21}, \dots)$  respectively. We say that  $\Theta$  precedes  $\Phi$  and write  $\Theta \prec \Phi$  if  $\theta_{ij} < \phi_{ij}$  for the leftmost  $ij$  where  $\theta_{ij} \in \mathfrak{R}_\Theta$  and  $\phi_{ij} \in \mathfrak{R}_\Phi$  differ.<sup>22</sup>*

For example, the Young tableaux of shape  $\begin{smallmatrix} \square & \square \\ \square & \square \end{smallmatrix}$  can be ordered as

$$\underbrace{\begin{smallmatrix} 1 & 2 & 3 \\ 4 & 5 \end{smallmatrix}}_{\mathfrak{R}_\Theta = (1,2,3,4,5)} \prec \underbrace{\begin{smallmatrix} 1 & 2 & 4 \\ 3 & 5 \end{smallmatrix}}_{\mathfrak{R}_\Theta = (1,2,4,3,5)} \prec \underbrace{\begin{smallmatrix} 1 & 2 & 5 \\ 3 & 4 \end{smallmatrix}}_{\mathfrak{R}_\Theta = (1,2,5,3,4)} \prec \underbrace{\begin{smallmatrix} 1 & 3 & 4 \\ 2 & 5 \end{smallmatrix}}_{\mathfrak{R}_\Theta = (1,3,4,2,5)} \prec \underbrace{\begin{smallmatrix} 1 & 3 & 5 \\ 2 & 4 \end{smallmatrix}}_{\mathfrak{R}_\Theta = (1,3,5,2,4)}. \quad (135)$$

It turns out that this order relation defines exactly when a pair of boxes  $(\boxed{k}, \boxed{l})$  appearing in the same column of a tableau  $\Theta$  appear in the same row of a tableau  $\Phi$  forcing the product  $\mathbf{A}_\Theta \mathbf{S}_\Phi$  to vanish [18, sec. 5.3, Thm. V]. We repeat the proof given by [18]: Let  $\Theta$  and  $\Phi$  be two Young tableaux of the same shape and let  $\Theta \prec \Phi$ . Then, the first entry  $\theta_{ij} \in \mathfrak{R}_\Theta$  distinct from  $\phi_{ij} \in \mathfrak{R}_\Phi$  satisfies  $\theta_{ij} < \phi_{ij}$ . Thus, the entry  $\phi_{kl} \in \mathfrak{R}_\Phi$  such that  $\theta_{ij} = \phi_{kl}$  must appear in a row later than  $i$ , but, by definition of Young tableaux, must be in a column before  $j$ ,

$$\theta_{ij} = \phi_{kl} \quad \text{with } l < j \text{ and } k > i. \quad (136)$$

Since  $l < j$ , the entries  $\theta_{il}$  and  $\phi_{il}$  must be equal (we assumed that the entries  $\theta_{ij}$  and  $\phi_{ij}$  were the *first* distinct entries appearing in the respective row-words),  $\theta_{il} = \phi_{il}$ . Thus, the pair of entries  $(\theta_{ij} = \phi_{kl}, \theta_{il} = \phi_{il})$  appears in the same row in  $\Theta$  (the  $i^{\text{th}}$  row) and in the same column in  $\Phi$  (the  $l^{\text{th}}$  column), yielding  $\mathbf{A}_\Phi \mathbf{S}_\Theta = 0$ . Thus, we can say that

$$Y_\Phi Y_\Theta = 0 \quad \text{if } \Theta \prec \Phi. \quad (137)$$

It should be noted that the reverse not necessarily holds, that is

$$\Theta \prec \Phi \not\Rightarrow Y_\Theta Y_\Phi = 0. \quad (138)$$

<sup>22</sup>In words, we order a set of tableaux according to the relative lexical order of their associated row words. This concept is not to be confused with the lexical order *within* a tableau introduced in Definition 2.



Littlewood uses this one-sided orthogonality of Young projection operators to create mutually orthogonal ones:

Let  $\{\Theta_1, \Theta_2, \dots, \Theta_k\}$  be the set of all Young tableaux in  $\mathcal{Y}_n$  with a particular shape and let them be ordered such that  $\Theta_i \prec \Theta_j$  whenever  $i < j$ . From eq. (137), we have that

$$Y_{\Theta_j} Y_{\Theta_i} = 0 \quad \text{whenever } i < j. \quad (139)$$

The Littlewood-Young projection operators  $L_{\Theta_i}$  corresponding to the tableaux  $\Theta_i \in \{\Theta_1, \Theta_2, \dots, \Theta_k\} \subset \mathcal{Y}_n$  are defined as

$$\begin{aligned} L_{\Theta_1} &= Y_{\Theta_1} \\ L_{\Theta_2} &= (1 - L_{\Theta_1}) Y_{\Theta_2} \\ &\vdots \\ L_{\Theta_k} &= (1 - L_{\Theta_1} - L_{\Theta_2} - \dots - L_{\Theta_{k-1}}) Y_{\Theta_k}. \end{aligned} \quad (140)$$

It should be noticed that the LY-operators corresponding to tableaux in  $\mathcal{Y}_n$  for  $n \leq 4$  reduce to the Young projectors, as in these instances the Young projectors are mutually orthogonal. Even for  $n > 5$ , many LY-projectors reduce to the regular Young projectors, or at least simplify drastically since most of the Young projectors remain orthogonal even for large  $n$ . As an example, at  $n = 5$  the only two Littlewood-Young projection operators that differ from their Young counterpart are given by

$$L_{\begin{smallmatrix} \boxed{1} & \boxed{3} & \boxed{5} \\ \boxed{2} & \boxed{4} \end{smallmatrix}} = \left(1 - Y_{\begin{smallmatrix} \boxed{1} & \boxed{2} & \boxed{3} \\ \boxed{4} & \boxed{5} \end{smallmatrix}}\right) Y_{\begin{smallmatrix} \boxed{1} & \boxed{3} & \boxed{5} \\ \boxed{2} & \boxed{4} \end{smallmatrix}} \quad \text{and} \quad L_{\begin{smallmatrix} \boxed{1} & \boxed{4} \\ \boxed{2} & \boxed{5} \\ \boxed{3} \end{smallmatrix}} = \left(1 - Y_{\begin{smallmatrix} \boxed{1} & \boxed{2} \\ \boxed{3} & \boxed{4} \\ \boxed{5} \end{smallmatrix}}\right) Y_{\begin{smallmatrix} \boxed{1} & \boxed{4} \\ \boxed{2} & \boxed{5} \\ \boxed{3} \end{smallmatrix}}. \quad (141)$$

The LY-operators constructed according to (140) are orthogonal for all values of  $n$ : If two operators  $L_{\Theta}$  and  $L_{\Phi}$  correspond to tableaux of different shapes, then  $L_{\Theta}$  and  $L_{\Phi}$  are orthogonal since their respective constituent Young projection operators are orthogonal. If  $L_{\Theta_i}$  and  $L_{\Theta_j}$  correspond to tableaux of the same shape with  $\Theta_i \prec \Theta_j$  ( $i < j$ ), then

$$L_{\Theta_j} L_{\Theta_i} = 0 \quad \text{from eq. (139)} \quad (142)$$

To show the reverse ( $L_{\Theta_i} L_{\Theta_j} = 0$ ), it is highly advantageous to note that  $L_{\Theta_j}$  as given in (140) can be recast as

$$L_{\Theta_j} = (1 - Y_{\Theta_1})(1 - Y_{\Theta_2}) \cdots (1 - Y_{\Theta_{j-1}}) Y_{\Theta_j}. \quad (143)$$

This can be shown by induction: For  $j = 1, 2$  eq. (143) trivially holds, we therefore go through the case  $j = 3$  explicitly:

$$L_{\Theta_3} = \left(1 - \underbrace{Y_{\Theta_1}}_{=L_{\Theta_1}} - \underbrace{(1 - Y_{\Theta_1})Y_{\Theta_2}}_{=L_{\Theta_2}}\right) Y_{\Theta_3} = ((1 - Y_{\Theta_1}) - (1 - Y_{\Theta_1})Y_{\Theta_2}) Y_{\Theta_3} = (1 - Y_{\Theta_1})(1 - Y_{\Theta_2}) Y_{\Theta_3}. \quad (144)$$

Suppose eq. (143) holds for all  $L_{\Theta_k}$  up some integer  $k = j - 1$ . Then, by eq. (140),  $L_{\Theta_j}$  is given by

$$\begin{aligned}
L_{\Theta_j} &= \left( \underbrace{1 - Y_{\Theta_1}}_{=(1-Y_{\Theta_1})} - (1 - Y_{\Theta_1})Y_{\Theta_2} - \dots - (1 - Y_{\Theta_1})(1 - Y_{\Theta_2}) \dots (1 - Y_{\Theta_{j-2}})Y_{\Theta_{j-1}} \right) Y_{\Theta_j} \\
&= (1 - Y_{\Theta_1}) \left( \underbrace{1 - Y_{\Theta_2}}_{=(1-Y_{\Theta_2})} - (1 - Y_{\Theta_2})Y_{\Theta_3} - \dots - (1 - Y_{\Theta_2}) \dots (1 - Y_{\Theta_{j-2}})Y_{\Theta_{j-1}} \right) Y_{\Theta_j} \\
&= (1 - Y_{\Theta_1})(1 - Y_{\Theta_2}) \left( \underbrace{1 - Y_{\Theta_3}}_{=(1-Y_{\Theta_3})} - (1 - Y_{\Theta_3})Y_{\Theta_4} - \dots - (1 - Y_{\Theta_3}) \dots (1 - Y_{\Theta_{j-2}})Y_{\Theta_{j-1}} \right) Y_{\Theta_j} \\
&\vdots \\
&= (1 - Y_{\Theta_1})(1 - Y_{\Theta_2}) \dots (1 - Y_{\Theta_{j-1}}) Y_{\Theta_j} ,
\end{aligned} \tag{145}$$

confirming eq. (143).

Let

$$M_{\Theta_{i-1}} := (1 - Y_{\Theta_1})(1 - Y_{\Theta_2}) \dots (1 - Y_{\Theta_{i-1}}) \tag{146}$$

such that  $L_{\Theta_i} = M_{\Theta_{i-1}} Y_{\Theta_i}$ . From eq. (139) it is clear that

$$Y_{\Theta_k}(1 - Y_{\Theta_l}) = Y_{\Theta_k} - 0 = Y_{\Theta_k} \quad \text{for every } l < k . \tag{147}$$

Thus, if  $i < j$  we have that

$$\begin{aligned}
L_{\Theta_i} \cdot L_{\Theta_j} &= \underbrace{M_{\Theta_{i-1}} Y_{\Theta_i}}_{=L_{\Theta_i}} \cdot \underbrace{(1 - Y_{\Theta_1}) \dots (1 - Y_{\Theta_i}) \dots (1 - Y_{\Theta_{j-1}}) Y_{\Theta_j}}_{=L_{\Theta_j}} \\
&= M_{\Theta_{i-1}} \underbrace{Y_{\Theta_i}(1 - Y_{\Theta_i})}_{=Y_{\Theta_i} - Y_{\Theta_i}^2 = 0} \dots (1 - Y_{\Theta_{j-1}}) Y_{\Theta_j} \\
&= 0 ,
\end{aligned} \tag{148}$$

where we used the fact that Young projectors are idempotent ( $Y_{\Theta_i}^2 = Y_{\Theta_i}$ ). Thus,  $L_{\Theta_i}$  and  $L_{\Theta_j}$  are orthogonal even if  $i < j$ .

We notice that the  $L_{\Theta}$  remain idempotent just like their Young counterparts,

$$L_{\Theta_i} \cdot L_{\Theta_i} = L_{\Theta_i} \underbrace{(1 - L_{\Theta_1} - L_{\Theta_2} - \dots - L_{\Theta_{i-1}}) Y_{\Theta_1}}_{=L_{\Theta_i}} = (L_{\Theta_i} - 0 - 0 - \dots - 0) Y_{\Theta_1} = L_{\Theta_i} Y_{\Theta_1} = L_{\Theta_i} . \tag{149}$$

Putting everything together, we can conclude that

$$L_{\Theta} L_{\Phi} = \delta_{\Theta\Phi} L_{\Phi} \quad \text{for all } \Theta, \Phi \in \mathcal{Y}_n \text{ for all values of } n , \tag{150}$$

confirming eqns. (6a) and (6b).

Since the LY-operators are mutually orthogonal (eq. (150)), they can be simultaneously diagonalised and have mutually orthogonal images. Since they are idempotent their trace provides the dimension of their image:

$$\text{Tr}(L_{\Theta}) = \dim(\Theta) . \tag{151}$$

Thus, if we can show that the dimensions of the subspaces corresponding to the  $L_\Theta$  sum up to the dimension of the whole space  $\dim(V^{\otimes n}) = N^n$ , it must hold that the orthogonal operators  $L_\Theta$  sum up to the identity on  $V^{\otimes n}$ . To show this, we notice that  $L_\Theta$  has the same trace as its counterpart  $Y_\Theta$ : Using the cyclic property of the trace, we have

$$\begin{aligned} \text{Tr}(L_{\Theta_i}) &= \text{Tr}((1 - L_{\Theta_1} - L_{\Theta_2} - \dots - L_{\Theta_{i-1}})Y_{\Theta_i}) \\ &= \text{Tr}(Y_{\Theta_i}(1 - L_{\Theta_1} - L_{\Theta_2} - \dots - L_{\Theta_{i-1}})) \\ &= \text{Tr}(Y_{\Theta_i} - 0 - 0 - \dots - 0) \\ &= \text{Tr}(Y_{\Theta_i}) \end{aligned} \tag{152}$$

which implies that

$$\sum_{\Theta \in \mathcal{Y}_n} \text{Tr}(L_\Theta) = \sum_{\Theta \in \mathcal{Y}_n} \text{Tr}(Y_\Theta) = N^n \quad \text{for all } n, \text{ where } N = \dim(V) . \tag{153}$$

Therefore, we conclude that the LY-operators sum up to the identity on the space  $V^{\otimes n}$

$$\sum_{\Theta \in \mathcal{Y}_n} L_\Theta = \text{id}_n \quad \text{for all } n , \tag{154}$$

as was claimed in eq. (6c).

## B Young projectors that do not commute with their ancestors

In this appendix, we prove that the standard Young projection operators which do not project onto subspaces included in the image of their ancestors (unlike their Hermitian counterpart, *c.f.* Lemma 2),

$$Y_\Theta Y_{\Theta_{(m)}} \neq Y_\Theta \quad \text{and/or} \quad Y_{\Theta_{(m)}} Y_\Theta \neq Y_\Theta \tag{155}$$

do not commute with their ancestor operators. While there exist Young projection operators for which one of the two equations (155) yields an equality, for example

$$Y_{\begin{smallmatrix} 1 & 2 \\ 3 \end{smallmatrix}} \cdot Y_{\begin{smallmatrix} 1 & 2 \\ 3 \end{smallmatrix}} = Y_{\begin{smallmatrix} 1 & 2 \\ 3 \end{smallmatrix}} , \tag{156}$$

for most Young projection operators neither of these conditions hold, e.g.

$$Y_{\begin{smallmatrix} 1 & 2 \\ 3 & 4 \end{smallmatrix}} \cdot Y_{\begin{smallmatrix} 1 & 2 \\ 3 \end{smallmatrix}} \neq Y_{\begin{smallmatrix} 1 & 2 \\ 3 & 4 \end{smallmatrix}} \quad \text{and} \quad Y_{\begin{smallmatrix} 1 & 2 \\ 3 \end{smallmatrix}} \cdot Y_{\begin{smallmatrix} 1 & 2 \\ 3 & 4 \end{smallmatrix}} \neq Y_{\begin{smallmatrix} 1 & 2 \\ 3 & 4 \end{smallmatrix}} . \tag{157}$$

**Lemma 2 (Young operators do not generally commute with their ancestor operators)** *Let  $\Theta$  be a Young tableau and  $\Theta_{(m)}$  be its ancestor  $m$  generations back, where  $m$  is a strictly positive integer ( $m > 0$ ). If the images of  $Y_\Theta$  and  $Y_{\Theta_{(m)}}$  are not nested, i.e.  $Y_\Theta Y_{\Theta_{(m)}} \neq Y_\Theta$  and/or  $Y_{\Theta_{(m)}} Y_\Theta \neq Y_\Theta$ , then  $Y_\Theta$  and  $Y_{\Theta_{(m)}}$  do not commute,*

$$[Y_\Theta, Y_{\Theta_{(m)}}] \neq 0 . \tag{158}$$

*Conversely, a vanishing commutator  $[Y_\Theta, Y_{\Theta_{(m)}}] = 0$  implies image inclusion  $Y_\Theta Y_{\Theta_{(m)}} = Y_\Theta = Y_{\Theta_{(m)}} Y_\Theta$ .*

*Proof of Lemma 2:* We present a proof by contradiction: Suppose there exists a Young projection operator  $Y_\Theta$  which commutes with its ancestor operator  $Y_{\Theta(m)}$  while  $Y_{\Theta(m)}Y_\Theta \neq Y_\Theta$ ,

$$Y_\Theta Y_{\Theta(m)} = Y_{\Theta(m)} Y_\Theta . \quad (159)$$

If we multiply equation (159) with the operator  $Y_\Theta$  on the right, and use Theorem 1 to simplify the LHS of the resulting equation, we obtain

$$\underbrace{Y_\Theta Y_{\Theta(m)} Y_\Theta}_{=Y_\Theta Y_\Theta = Y_\Theta} = Y_{\Theta(m)} \underbrace{Y_\Theta Y_\Theta}_{=Y_\Theta} \implies Y_\Theta = Y_{\Theta(m)} Y_\Theta , \quad (160)$$

a contradiction. The case where  $Y_\Theta Y_{\Theta(m)} \neq Y_\Theta$  follows from left multiplication with  $Y_\Theta$ .  $\square$

We note that Lemma 2 is the reason why the proof of the summation property for Hermitian Young projection operators (99) breaks down for most Young projectors at the last step (eq. (110)), since

$$\left[ \sum_{\Theta \in \mathcal{Y}_{n-1}} \left( \sum_{\Psi \in \{\Theta \otimes [n]\}} Y_\Psi \right) \right] \cdot Y_{\Theta'} \neq \sum_{\Theta \in \mathcal{Y}_{n-1}} \left( \delta_{\Theta\Theta'} \sum_{\Psi \in \{\Theta \otimes [n]\}} Y_\Psi \right) . \quad (161)$$

## C Proofs of the construction principle for Hermitian Young projection operators

This appendix provides the proofs of the Theorems given in section 4.

### C.1 Proof of Theorem 4 “*lexical Hermitian Young projectors*”

The proof of Theorem 4 makes use of propagation rules of birdtrack operators [23]. We thus summarize the applicable rules of [23] in section C.1.1, before giving the proof of the Lexical-Theorem 4 in section C.1.2.

#### C.1.1 Propagation rules

We first require the definition of a new quantity, an *amputated* tableau:

**Definition 5 (amputated (Young) tableaux)** Let  $\Theta$  be a (Young) tableau and let  $\mathcal{C}$  denote a particular column in  $\Theta$ . We construct the row-amputated tableau of  $\Theta$  according to  $\mathcal{C}$ ,  $\mathcal{O}_r[\mathcal{C}]$ , by removing all rows of  $\Theta$  which do not overlap with  $\mathcal{C}$ .

Similarly, if  $\mathcal{R}$  is a particular row in  $\Theta$ , we construct the column-amputated tableau of  $\Theta$  according to  $\mathcal{R}$ ,  $\mathcal{O}_c[\mathcal{R}]$ , by removing all columns that do not overlap with  $\mathcal{R}$ .

For example, for the following tableau  $\Theta$ , the row amputated tableau  $\mathcal{O}_r$  according to column  $(3, 4, 7)^t$  is

$$\Theta = \begin{array}{|c|c|c|c|} \hline 1 & 3 & 5 & 9 \\ \hline 2 & 4 & 8 & 10 \\ \hline 6 & 7 & 13 & \\ \hline 11 & & & \\ \hline 12 & & & \\ \hline \end{array} \mapsto \mathcal{O}_r[(3, 4, 7)^t] = \begin{array}{|c|c|c|c|} \hline 1 & 3 & 5 & 9 \\ \hline 2 & 4 & 8 & 10 \\ \hline 6 & 7 & 13 & \\ \hline & & & \\ \hline & & & \\ \hline \end{array} ; \quad (162)$$

the rows (11) and (12) were deleted since they did not overlap with the shaded column  $(3, 4, 7)^t$ . Another example for column amputation is shown in the step from eq. (168) to (169). The idea of amputated tableaux is necessary to describe the following simplification rule for birdtrack operators:

**Theorem 6 (propagation of (anti-) symmetrizers)** *Let  $\Theta$  be a Young tableau and  $O$  be a birdtrack operator of the form*

$$O = \mathbf{S}_\Theta \mathbf{A}_\Theta \mathbf{S}_{\Theta \setminus \mathcal{R}}, \quad (163)$$

*in which the symmetrizer set  $\mathbf{S}_{\Theta \setminus \mathcal{R}}$  arises from  $\mathbf{S}_\Theta$  by removing precisely one symmetrizer  $\mathbf{S}_\mathcal{R}$ . By definition  $\mathbf{S}_\mathcal{R}$  corresponds to a row  $\mathcal{R}$  in  $\Theta$  such that  $\mathbf{S}_\Theta = \mathbf{S}_{\Theta \setminus \mathcal{R}} \mathbf{S}_\mathcal{R} = \mathbf{S}_\mathcal{R} \mathbf{S}_{\Theta \setminus \mathcal{R}}$ .*

*If the column-amputated tableau of  $\Theta$  according to the row  $\mathcal{R}$ ,  $\mathcal{O}_c[\mathcal{R}]$ , is **rectangular**, then the symmetrizer  $\mathbf{S}_\mathcal{R}$  may be propagated through the set  $\mathbf{A}_\Theta$  from the left to the right, yielding*

$$O = \mathbf{S}_\Theta \mathbf{A}_\Theta \mathbf{S}_{\Theta \setminus \mathcal{R}} = \mathbf{S}_{\Theta \setminus \mathcal{R}} \mathbf{A}_\Theta \mathbf{S}_\Theta, \quad (164)$$

*which implies that  $O$  is Hermitian. We may think of this procedure as moving the missing symmetrizer  $\mathbf{S}_\mathcal{R}$  through the intervening antisymmetrizer set  $\mathbf{A}_\Theta$ .*

*Noting that  $\mathbf{S}_\Theta = \mathbf{S}_\Theta \mathbf{S}_\mathcal{R} = \mathbf{S}_\mathcal{R} \mathbf{S}_\Theta$  we immediately augment this statement to*

$$\mathbf{S}_\Theta \mathbf{A}_\Theta \mathbf{S}_{\Theta \setminus \mathcal{R}} = \mathbf{S}_{\Theta \setminus \mathcal{R}} \mathbf{A}_\Theta \mathbf{S}_\Theta = \mathbf{S}_\Theta \mathbf{A}_\Theta \mathbf{S}_\Theta. \quad (165)$$

*If the roles of symmetrizers and antisymmetrizers are exchanged, we need to verify that the row-amputated tableau  $\mathcal{O}_r[\mathcal{C}]$  with respect to a column  $\mathcal{C}$  is rectangular to guarantee that*

$$\mathbf{A}_\Theta \mathbf{S}_\Theta \mathbf{A}_{\Theta \setminus \mathcal{C}} = \mathbf{A}_{\Theta \setminus \mathcal{C}} \mathbf{S}_\Theta \mathbf{A}_\Theta = \mathbf{A}_\Theta \mathbf{S}_\Theta \mathbf{A}_\Theta. \quad (166)$$

*This amounts to moving the missing antisymmetrizer  $\mathbf{A}_\mathcal{C}$  through the intervening symmetrizer set  $\mathbf{S}_\Theta$ .*

As an example, consider the operator  $Q$  given by

$$Q := \underbrace{\text{[diagram]}}_{\mathbf{S}_\Theta} \underbrace{\text{[diagram]}}_{\mathbf{A}_\Theta} \underbrace{\text{[diagram]}}_{\mathbf{S}_{\Theta \setminus \mathcal{R}}}, \quad (167)$$

To check if the amputated tableau is rectangular we first need to reconstruct  $\Theta$  with rows corresponding to  $\mathbf{S}_\Theta$  and columns corresponding to  $\mathbf{A}_\Theta$ . Evidently,

$$\Theta = \begin{array}{|c|c|c|} \hline 1 & 2 & 3 \\ \hline 4 & 5 & \\ \hline 6 & 7 & \\ \hline \end{array}. \quad (168)$$

In  $\Theta$ , we have marked the row  $(6, 7)$  corresponding to the symmetrizer  $\mathbf{S}_{67}$ , which we would like to propagate through to the right. Thus, in accordance with Theorem 6, we form the column-amputated tableau of  $\Theta$  according to the row  $(6, 7)$ ,

$$\mathcal{O}_c[(6, 7)] = \begin{array}{|c|c|} \hline 1 & 2 \\ \hline 4 & 5 \\ \hline 6 & 7 \\ \hline \end{array}, \quad (169)$$

and see that it is indeed a rectangular tableau. Thus, we may propagate the symmetrizer  $\mathbf{S}_{67}$  from the left to the right,

$$Q = \text{[diagram]} = \text{[diagram]} = \text{[diagram]}. \quad (170)$$

### C.1.2 Proof of Theorem 4:

We will present a proof by induction: First, we prove the *Base Step* for the projection operators of  $SU(N)$  over  $V^{\otimes 3}$  (i.e. with 3 legs) since this is the smallest instant for which the KS-algorithm produces a new operator (and also the first instant for which *non-Hermitian* Young projectors occur). Thereafter, we will consider a general projection operator corresponding to a Young tableau  $\Theta \in \mathcal{Y}_{m+1}$  with a lexically ordered column-word (the proof for operators corresponding to row-ordered Young tableaux is very similar and thus left as an exercise to the reader). We will assume that Theorem 4 is true for the Hermitian operator corresponding to its parent tableau  $P_{\Theta_{(1)}}$ , where  $\Theta_{(1)} \in \mathcal{Y}_m$ ; this is the *Induction Hypothesis*. Then, we show that the projection operators obtained from the KS-Theorem reduce to the expression given in the Lexical-Theorem 4,

$$P_{\Theta} = P_{\Theta_{(1)}} Y_{\Theta} P_{\Theta_{(1)}} = \alpha_{\Theta} \cdot \bar{Y}_{\Theta}^{\dagger} \bar{Y}_{\Theta}, \quad (171)$$

concluding the proof.

**The Base Step:** For the projection operators of  $SU(N)$  over  $V^{\otimes 1}$  or  $V^{\otimes 2}$  (i.e. with 1 or 2 legs), the proof of (171) is trivial since all Young projection operators are automatically Hermitian; thus,  $\bar{Y}_{\Theta}^{\dagger} = \bar{Y}_{\Theta}$ , and (171) reduces to

$$\alpha_{\Theta} \cdot \bar{Y}_{\Theta}^{\dagger} \bar{Y}_{\Theta} = \alpha_{\Theta} \underbrace{\bar{Y}_{\Theta} \bar{Y}_{\Theta}}_{\frac{1}{\alpha_{\Theta}} \bar{Y}_{\Theta}} = \bar{Y}_{\Theta}. \quad (172)$$

Since all Young projection operators  $Y_{\Theta}$  with  $\Theta \in \mathcal{Y}_{1,2}$  have normalization constant 1 (as can easily be checked by looking at all three of them explicitly),  $Y_{\Theta} = \bar{Y}_{\Theta}$  holds for these operators. Thus, the Lexical-Theorem 4 returns the original, already Hermitian operators as does the original KS-algorithm. The first nontrivial differences occur for  $n = 3$ . We use this as the base step. Here, we have the following Young projection operators corresponding to their respective Young tableaux,

$$\begin{array}{c} \text{[Diagram 1]} \end{array} \quad \frac{4}{3} \begin{array}{c} \text{[Diagram 2]} \end{array} \quad \frac{4}{3} \begin{array}{c} \text{[Diagram 3]} \end{array} \quad \text{and} \quad \begin{array}{c} \text{[Diagram 4]} \end{array} \quad (173a)$$

$$\begin{array}{|c|} \hline 1 \\ \hline 2 \\ \hline 3 \\ \hline \end{array} \quad \begin{array}{|c|c|} \hline 1 & 3 \\ \hline 2 & \\ \hline \end{array} \quad \begin{array}{|c|c|} \hline 1 & 2 \\ \hline 3 & \\ \hline \end{array} \quad \begin{array}{|c|c|c|} \hline 1 & 2 & 3 \\ \hline \end{array}. \quad (173b)$$

In (173a), the first and last operator are already Hermitian and have normalization constant 1. Therefore, the Lexical-Theorem will return these operators unchanged, *c.f.* eq. (172).

The second and third tableaux in (173b) are lexically column-ordered and row-ordered respectively. Thus, we must construct their Hermitian Young projection operators according to prescriptions (117b) and (117a) respectively.

Table 1 shows that the construction of the Hermitian projection operators corresponding to the tableaux (173b) obtained from the Lexical-Theorem 4 is equivalent that of the KS-Theorem 3, [1], thus concluding the base step of this proof:

KS-Theorem 3, [1] (Multiplying Hermitian parent on either side)	Lexical-Theorem 4 (Multiplying by Hermitian conjugate on appropriate side)

Table 1: This table contrasts the construction of Hermitian Young projection operators according to the KS-Theorem 3 (left), with that according to the Lexical-Theorem 4 (right). Despite visible algorithmic differences, the results are identical.

**The Induction Step:** Let  $\Theta \in \mathcal{Y}_{m+1}$  be a tableau with a lexically ordered column-word, and let  $\Theta_{(1)} \in \mathcal{Y}_m$  be its parent tableau. Clearly, the column-word of  $\Theta_{(1)}$  is also in lexical order. We will assume that the Lexical-Theorem 4 holds for the Hermitian Young projection operator  $P_{\Theta_{(1)}}$ , i.e. that

$$P_{\Theta_{(1)}} = \alpha_{\Theta} \cdot \bar{Y}_{\Theta_{(1)}}^{\dagger} \bar{Y}_{\Theta_{(1)}}, \quad (174)$$

and we will refer to this condition as the *Induction Hypothesis*. Thus, according to this induction hypothesis,  $P_{\Theta_{(1)}}$  can be written in terms of sets of symmetrizers and antisymmetrizers corresponding to the tableau  $\Theta_{(1)}$  as

$$P_{\Theta_{(1)}} = \alpha_{\Theta_{(1)}} \cdot \mathbf{A}_{\Theta_{(1)}} \mathbf{S}_{\Theta_{(1)}} \mathbf{A}_{\Theta_{(1)}}, \quad (175)$$

where we used the fact that  $\mathbf{S}_{\Theta_{(1)}} \mathbf{S}_{\Theta_{(1)}} = \mathbf{S}_{\Theta_{(1)}}$ . We now construct  $\bar{P}_{\Theta}$  from  $\bar{P}_{\Theta_{(1)}}$  using the KS-Theorem 3; we have

$$\bar{P}_{\Theta} = \underbrace{\mathbf{A}_{\Theta_{(1)}} \mathbf{S}_{\Theta_{(1)}} \mathbf{A}_{\Theta_{(1)}}}_{\bar{P}_{\Theta_{(1)}}} \underbrace{\mathbf{S}_{\Theta} \mathbf{A}_{\Theta}}_{\bar{Y}_{\Theta}} \underbrace{\mathbf{A}_{\Theta_{(1)}} \mathbf{S}_{\Theta_{(1)}} \mathbf{A}_{\Theta_{(1)}}}_{\bar{P}_{\Theta_{(1)}}}. \quad (176)$$

In the above, we have chosen to ignore the proportionality constant for now, as carrying it with us would draw attention away from the important steps of the proof. Once we have shown that  $\bar{P}_{\Theta} = \bar{Y}_{\Theta}^{\dagger} \bar{Y}_{\Theta}$ , we will show that the proportionality constant  $\alpha_{\Theta}$  given in (174) is indeed the one we require for  $P_{\Theta}$  to be idempotent.

Since  $\Theta_{(1)}$  is the parent tableau of  $\Theta$ , the images of all symmetrizers and antisymmetrizers in  $Y_{\Theta}$  (and thus  $P_{\Theta}$ ) are contained in the images of the symmetrizers and antisymmetrizers in  $Y_{\Theta_{(1)}}$  respectively,<sup>23</sup>

$$\mathbf{S}_{\Theta} \subset \mathbf{S}_{\Theta_{(1)}} \quad \text{and} \quad \mathbf{A}_{\Theta} \subset \mathbf{A}_{\Theta_{(1)}}, \quad (177)$$

and hence

$$\mathbf{S}_{\Theta_{(1)}} \mathbf{S}_{\Theta} = \mathbf{S}_{\Theta} = \mathbf{S}_{\Theta} \mathbf{S}_{\Theta_{(1)}} \quad \text{and} \quad \mathbf{A}_{\Theta_{(1)}} \mathbf{A}_{\Theta} = \mathbf{A}_{\Theta} = \mathbf{A}_{\Theta} \mathbf{A}_{\Theta_{(1)}}, \quad (178)$$

<sup>23</sup>We use the notation introduced in section 2.2.2.

c.f. eq. (43). Therefore, we are able to factor  $\mathbf{S}_{\Theta(1)}$  out of  $\mathbf{S}_{\Theta}$  in (176) to obtain

$$\bar{P}_{\Theta} = \underbrace{\mathbf{A}_{\Theta(1)} \mathbf{S}_{\Theta(1)}}_{=\bar{Y}_{\Theta(1)}^{\dagger}} \underbrace{\mathbf{A}_{\Theta(1)} \mathbf{S}_{\Theta(1)}}_{=\bar{Y}_{\Theta(1)}^{\dagger}} \overset{\mathbf{S}_{\Theta} \rightarrow \mathbf{S}_{\Theta(1)} \mathbf{S}_{\Theta}}{\mathbf{S}_{\Theta}} \mathbf{A}_{\Theta} \mathbf{A}_{\Theta(1)} \mathbf{S}_{\Theta(1)} \mathbf{A}_{\Theta(1)} . \quad (179)$$

Since  $\bar{Y}_{\Theta(1)}^{\dagger} = \alpha_{\Theta(1)} \bar{Y}_{\Theta(1)}^{\dagger}$  is a projection operator, it follows that  $\bar{Y}_{\Theta(1)}^{\dagger} \bar{Y}_{\Theta(1)}^{\dagger} \propto \bar{Y}_{\Theta(1)}^{\dagger}$ . Hence, eq. (179) reduces to (making use of the bar-notation to retain equality, c.f. eq. (33))

$$\bar{P}_{\Theta} = \underbrace{\mathbf{A}_{\Theta(1)} \mathbf{S}_{\Theta(1)}}_{=\bar{Y}_{\Theta(1)}^{\dagger}} \overset{\mathbf{S}_{\Theta(1)} \mathbf{S}_{\Theta} \rightarrow \mathbf{S}_{\Theta}}{\mathbf{S}_{\Theta}} \mathbf{A}_{\Theta} \mathbf{A}_{\Theta(1)} \mathbf{S}_{\Theta(1)} \mathbf{A}_{\Theta(1)} = \mathbf{A}_{\Theta(1)} \mathbf{S}_{\Theta} \mathbf{A}_{\Theta} \mathbf{S}_{\Theta(1)} \mathbf{A}_{\Theta(1)} , \quad (180)$$

$\mathbf{A}_{\Theta} \mathbf{A}_{\Theta(1)} \rightarrow \mathbf{A}_{\Theta}$

where we used eq. (178) to reabsorb  $\mathbf{S}_{\Theta(1)}$  into  $\mathbf{S}_{\Theta}$  and  $\mathbf{A}_{\Theta(1)}$  into  $\mathbf{A}_{\Theta}$ . Thus

$$\bar{P}_{\Theta} = \mathbf{A}_{\Theta(1)} \mathbf{S}_{\Theta} \mathbf{A}_{\Theta} \mathbf{S}_{\Theta(1)} \mathbf{A}_{\Theta(1)} . \quad (181)$$

To complete the proof, we have to distinguish two cases: The case where  $\boxed{m+1}$  lies in the first row of  $\Theta$ , and the case where it is positioned in any *but* the first row.

1. Suppose  $\boxed{m+1}$  lies in the first row of  $\Theta$ . Since this is the box containing the highest value in the tableau  $\Theta$ , there is no box positioned below it (otherwise  $\Theta$  would not be a Young tableau). Thus, the leg  $(m+1)$  is not contained in any antisymmetrizer (of length  $> 1$ ), yielding the sets  $\mathbf{A}_{\Theta(1)}$  and  $\mathbf{A}_{\Theta}$  identical,  $\mathbf{A}_{\Theta(1)} = \mathbf{A}_{\Theta}$ ,

$$\bar{P}_{\Theta} = \mathbf{A}_{\Theta(1)} \mathbf{S}_{\Theta} \mathbf{A}_{\Theta} \mathbf{S}_{\Theta(1)} \mathbf{A}_{\Theta(1)} = \mathbf{A}_{\Theta} \boxed{\mathbf{S}_{\Theta} \mathbf{A}_{\Theta} \mathbf{S}_{\Theta(1)} \mathbf{A}_{\Theta}} . \quad (182)$$

We now apply the Cancellation-Theorem 2 to the part of  $P_{\Theta}$  in the red box to obtain

$$\bar{P}_{\Theta} = \mathbf{A}_{\Theta} \mathbf{S}_{\Theta} \mathbf{A}_{\Theta} \quad (183)$$

as required.

2. Suppose now that  $\boxed{m+1}$  is situated in any but the first row of  $\Theta$ . In this case the leg  $m+1$  does enter an antisymmetrizer (of length  $> 1$ ), thus  $\mathbf{A}_{\Theta(1)} \neq \mathbf{A}_{\Theta}$  – a new strategy is needed. To understand the obstacles, let us once again look at the operator  $P_{\Theta}$  as described by equation (181),

$$\bar{P}_{\Theta} = \mathbf{A}_{\Theta(1)} \mathbf{S}_{\Theta} \mathbf{A}_{\Theta} \mathbf{S}_{\Theta(1)} \mathbf{A}_{\Theta(1)} . \quad (184)$$

*Describing the strategy:* In (184) we have suggestively marked a part of  $P_{\Theta}$  in colour: if we were allowed to *exchange* the sets  $\mathbf{A}_{\Theta(1)}$  and  $\mathbf{A}_{\Theta}$ , replacing  $\bar{P}_{\Theta}$  by

$$\mathbf{A}_{\Theta} \mathbf{S}_{\Theta} \mathbf{A}_{\Theta(1)} \mathbf{S}_{\Theta(1)} \mathbf{A}_{\Theta(1)} , \quad (185)$$

we would be able to factor the symmetrizer  $\mathbf{S}_{\Theta(1)}$  out of  $\mathbf{S}_{\Theta}$  by relation (178) and use the fact that  $\bar{Y}_{\Theta(1)} = \alpha_{\Theta(1)} \bar{Y}_{\Theta(1)}$  is a projection operator to obtain

$$(185) = \mathbf{A}_{\Theta} \mathbf{S}_{\Theta} \overset{\mathbf{S}_{\Theta} \rightarrow \mathbf{S}_{\Theta} \mathbf{S}_{\Theta(1)}}{\mathbf{S}_{\Theta(1)}} \underbrace{\mathbf{A}_{\Theta(1)}}_{=\bar{Y}_{\Theta(1)}} \underbrace{\mathbf{S}_{\Theta(1)} \mathbf{A}_{\Theta(1)}}_{=\bar{Y}_{\Theta(1)}} \propto \mathbf{A}_{\Theta} \mathbf{S}_{\Theta} \mathbf{S}_{\Theta(1)} \mathbf{A}_{\Theta(1)} . \quad (186)$$



Re-absorbing  $\mathbf{S}_{\Theta_{(1)}}$  into  $\mathbf{S}_{\Theta}$  yields

$$(185) = \mathbf{A}_{\Theta} \mathbf{S}_{\Theta} \overbrace{\mathbf{S}_{\Theta_{(1)}}}^{\mathbf{S}_{\Theta} \mathbf{S}_{\Theta_{(1)}} \rightarrow \mathbf{S}_{\Theta}} \mathbf{A}_{\Theta_{(1)}} = \mathbf{A}_{\Theta} \mathbf{S}_{\Theta} \mathbf{A}_{\Theta_{(1)}} . \quad (187)$$

From there, a similar argument as is needed to justify the missing step from (184) to (185) can be used to show that

$$\mathbf{A}_{\Theta} \mathbf{S}_{\Theta} \mathbf{A}_{\Theta_{(1)}} = \mathbf{A}_{\Theta} \mathbf{S}_{\Theta} \mathbf{A}_{\Theta} , \quad (188)$$

yielding the desired form of  $\bar{P}_{\Theta}$ . The main obstacle in achieving this result thus lies in the justification of the exchange of antisymmetrizers in the step from (184) to (185).

*The full argument:* We will accomplish this exchange of  $\mathbf{A}_{\Theta_{(1)}}$  and  $\mathbf{A}_{\Theta}$  within the marked region of (184) in the following way: Consider the Young tableaux  $\Theta_{(1)}$  and  $\Theta$  as depicted in Figure 3:

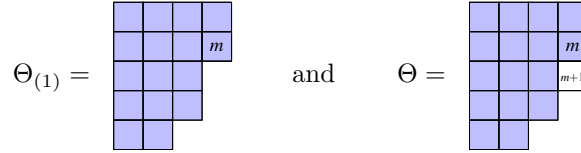


Figure 3: This figure gives a schematic depiction of the Young tableaux  $\Theta_{(1)}$  and  $\Theta$ . The boxes that are common in the two tableaux have been marked in colour. The box with entry  $(m+1)$  has to lie in the bottom-most position of the last column of  $\Theta$ , as otherwise the column-word of  $\Theta$ ,  $\mathfrak{C}_{\Theta}$ , would not be in lexical order, contradictory to our initial assumption. The requirement that  $\mathfrak{C}_{\Theta}$  is lexically ordered therefore also uniquely determines the position of the box  $m$ , as is indicated in this figure.

Since, by assumption,  $\boxed{m+1}$  does *not* lie in the first row of  $\Theta$ , the leg  $(m+1)$  is contained in an antisymmetrizer (of length  $> 1$ ) in  $\mathbf{A}_{\Theta}$ , as was already mentioned previously. Let us denote this antisymmetrizer by  $\mathbf{A}_{\Theta}^{m+1} \in \mathbf{A}_{\Theta}$ . Furthermore, let  $\mathbf{A}_{\Theta_{(1)}}^m$  be the corresponding antisymmetrizer of the tableau  $\Theta_{(1)}$ : in other words,  $\mathbf{A}_{\Theta_{(1)}}^m$  is the antisymmetrizer  $\mathbf{A}_{\Theta}^{m+1}$  with the leg  $m+1$  removed. Hence  $\mathbf{A}_{\Theta_{(1)}}^m \supset \mathbf{A}_{\Theta}^{m+1}$ , using the notation introduced in section 2.2.2.

Since  $\Theta_{(1)}$  is the parent tableau of  $\Theta$ , all columns but the last will be identical in the two tableaux, see Figure 3. Thus, the antisymmetrizers corresponding to any but the last row will be contained in both sets  $\mathbf{A}_{\Theta_{(1)}}$  and  $\mathbf{A}_{\Theta}$ , which in particular implies that

$$\mathbf{A}_{\Theta} = \mathbf{A}_{\Theta_{(1)}} \mathbf{A}_{\Theta}^{m+1} \quad (189)$$

since  $\mathbf{A}_{\Theta_{(1)}}^m \supset \mathbf{A}_{\Theta}^{m+1}$ . Thus, if we were able to commute the antisymmetrizer  $\mathbf{A}_{\Theta}^{m+1}$  through the set  $\mathbf{S}_{\Theta}$  from the right to the left (and then absorb  $\mathbf{A}_{\Theta_{(1)}}^m$  into  $\mathbf{A}_{\Theta}^{m+1}$ ), we could cast  $P_{\Theta}$  into the desired form (188). In fact, this is exactly what we will do: According to Theorem 6, the antisymmetrizer  $\mathbf{A}_{\Theta}^{m+1}$  can be propagated through the set  $\mathbf{S}_{\Theta}$  if the row-amputated Young tableau  $\mathcal{O}_r$  according to the last column of  $\Theta$  is rectangular. Thus, let us form this amputated tableau,

$$\mathcal{O}_r = \begin{array}{|c|c|c|c|} \hline \square & \square & \square & \square \\ \hline \square & \square & \square & m \\ \hline \square & \square & \square & m+1 \\ \hline \end{array} . \quad (190)$$

This tableau is indeed rectangular,<sup>24</sup> allowing us to propagate the antisymmetrizer  $\mathbf{A}_\Theta^{m+1}$  from the right to the left, yielding

$$\bar{P}_\Theta = \mathbf{A}_\Theta \mathbf{S}_\Theta \mathbf{A}_{\Theta_{(1)}} \mathbf{S}_{\Theta_{(1)}} \mathbf{A}_{\Theta_{(1)}} . \quad (191)$$

Having demonstrated, that  $\mathbf{A}_{\Theta_{(1)}}$  and  $\mathbf{A}_\Theta$  may be swapped, it is possible to simplify  $\bar{P}_\Theta$  as shown in (186)–(187),

$$\bar{P}_\Theta = \mathbf{A}_\Theta \mathbf{S}_\Theta \underbrace{\mathbf{S}_{\Theta_{(1)}} \mathbf{A}_{\Theta_{(1)}}}_{=\bar{Y}_{\Theta_{(1)}}} \underbrace{\mathbf{S}_{\Theta_{(1)}} \mathbf{A}_{\Theta_{(1)}}}_{=\bar{Y}_{\Theta_{(1)}}} = \mathbf{A}_\Theta \mathbf{S}_\Theta \underbrace{\mathbf{S}_{\Theta_{(1)}} \mathbf{A}_{\Theta_{(1)}}}_{=\bar{Y}_{\Theta_{(1)}}} = \mathbf{A}_\Theta \mathbf{S}_\Theta \mathbf{A}_{\Theta_{(1)}} . \quad (192)$$

We once again use Theorem 6 to obtain the desired form of  $\bar{P}_\Theta$ ,

$$\bar{P}_\Theta = \mathbf{A}_\Theta \mathbf{S}_\Theta \mathbf{A}_{\Theta_{(1)}} \stackrel{\text{Thm. 6}}{=} \mathbf{A}_\Theta \mathbf{S}_\Theta \mathbf{A}_\Theta . \quad (193)$$

It remains to show that the normalization constant given in (171) is the right one: that is, we will show that  $P_\Theta = \alpha_\Theta \bar{P}_\Theta$ , where  $\bar{P}_\Theta = \bar{Y}_\Theta^\dagger \bar{Y}_\Theta = \mathbf{A}_\Theta \mathbf{S}_\Theta \mathbf{A}_\Theta$  (as was found in (183) and (193)), is indeed a projection operator. We will establish this by simply squaring  $P_\Theta$  and requiring that it is idempotent:

$$P_\Theta P_\Theta = \alpha_\Theta^2 \cdot (\mathbf{A}_\Theta \mathbf{S}_\Theta \mathbf{A}_\Theta) (\mathbf{A}_\Theta \mathbf{S}_\Theta \mathbf{A}_\Theta) = \alpha_\Theta^2 \cdot \mathbf{A}_\Theta \underbrace{\mathbf{S}_\Theta \mathbf{A}_\Theta}_{=\bar{Y}_\Theta} \underbrace{\mathbf{S}_\Theta \mathbf{A}_\Theta}_{=\bar{Y}_\Theta} , \quad (194)$$

where we have used the fact that  $\mathbf{A}_\Theta \mathbf{A}_\Theta = \mathbf{A}_\Theta$ . By the idempotency of Young projection operators  $Y_\Theta$ , it follows that  $\bar{Y}_\Theta \bar{Y}_\Theta = 1/\alpha_\Theta \bar{Y}_\Theta$ , simplifying (194) as

$$P_\Theta P_\Theta = \frac{\alpha_\Theta^2}{\alpha_\Theta} \cdot \mathbf{A}_\Theta \underbrace{\mathbf{S}_\Theta \mathbf{A}_\Theta}_{=\bar{Y}_\Theta} = \alpha_\Theta \cdot \mathbf{A}_\Theta \mathbf{S}_\Theta \mathbf{A}_\Theta = P_\Theta ; \quad (195)$$

this concludes the proof of this Theorem 4. □

## C.2 Proof of Theorem 5 “*partially lexical Hermitian Young projectors*” (or MOLD-Theorem)

We now present a proof of the MOLD-Theorem 5 by induction, using the Lexical-Theorem 4 as a base step:

Consider a Young tableau  $\Theta$  with MOLD  $\mathcal{M}(\Theta)$  such that  $\Theta_{(\mathcal{M}(\Theta))}$  has a lexically ordered row-word; the proof for  $\Theta_{(\mathcal{M}(\Theta))}$  having lexically ordered column-word is very similar and thus left as an exercise to the reader. We will provide a *Proof by Induction* on the MOLD of  $\Theta$ ,  $\mathcal{M}(\Theta)$ . Furthermore, we will for now ignore the proportionality constant  $\beta_\Theta$  and concentrate on the birdtrack  $\bar{P}_\Theta$  only. From the steps in the following proof, it will become evident that  $\beta_\Theta \neq 0$  and  $\beta_\Theta < \infty$  (as is explicitly discussed at the appropriate places within the proof), ensuring that  $P_\Theta := \beta_\Theta \bar{P}_\Theta$  is a *non-trivial* (i.e. non-zero) projection operator.

<sup>24</sup>It is important to note that this amputated tableau would not necessarily be rectangular if  $\Theta$  were not lexically ordered, as then  $\boxed{m+1}$  could be situated in a column other than the last one. Thus, for non-lexically ordered tableaux, the proof breaks down at this point.

**The Base Step:** Suppose that  $\mathcal{M}(\Theta) = 0$ . In that case,  $\Theta$  itself has a lexically ordered row-word. Then, by the MOLD-Theorem,  $\bar{P}_\Theta$  must be of the following form

$$\bar{P}_\Theta = \underbrace{\mathbf{S}_\Theta \mathbf{A}_\Theta \mathbf{S}_\Theta}_{=\bar{Y}_\Theta \bar{Y}_\Theta^\dagger}; \quad (196)$$

this agrees with the result we obtained from the Lexical-Theorem 4 for which we have already given a full proof in the Appendix C.1. Also, the normalization constant  $\beta_\Theta = \alpha_\Theta \neq 0$ , as required by the MOLD-Theorem. Thus, the base step of the induction is fulfilled.

**The Induction Step:** Let us now consider a Young tableau  $\Theta$ , such that the MOLD-Theorem holds for its parent tableau  $\Theta_{(1)}$ . Further, assume that  $\mathcal{M}(\Theta_{(1)}) = m$ , for some positive integer  $m$  with  $\Theta_{(m)}$  being row-ordered; thus, we have that  $\mathcal{M}(\Theta) = m + 1$ . We can now have one of two situations, either  $m$  is even, or  $m$  is odd. First, suppose that  **$m$  is even**. Then, according to the MOLD-Theorem, the birdtrack of the projection operator  $P_{\Theta_{(1)}}$  is given by (c.f. eq. (124a))

$$\bar{P}_{\Theta_{(1)}} = \mathcal{C} \underbrace{\mathbf{S}_{\Theta_{(1)}} \mathbf{A}_{\Theta_{(1)}} \mathbf{S}_{\Theta_{(1)}}}_{=\bar{Y}_{\Theta_{(1)}} \bar{Y}_{\Theta_{(1)}}^\dagger} \mathcal{C}^\dagger, \quad (197)$$

where we defined  $\mathcal{C}$  to be

$$\mathcal{C} := \mathbf{S}_{\Theta_{(m+1)}} \mathbf{A}_{\Theta_{(m)}} \mathbf{S}_{\Theta_{(m-1)}} \dots \mathbf{S}_{\Theta_{(3)}} \mathbf{A}_{\Theta_{(2)}}. \quad (198)$$

We will now construct the birdtrack  $\bar{P}_\Theta$  according to the KS-Theroerm 3 [1]; this yields

$$\begin{aligned} \bar{P}_\Theta &= \bar{P}_{\Theta_{(1)}} \bar{Y}_\Theta \bar{P}_{\Theta_{(1)}} \\ &= \mathcal{C} \left[ \mathbf{S}_{\Theta_{(1)}} \mathbf{A}_{\Theta_{(1)}} \mathbf{S}_{\Theta_{(1)}} \dots \mathbf{A}_{\Theta_{(m)}} \mathbf{S}_{\Theta_{(m+1)}} \mathbf{S}_\Theta \mathbf{A}_\Theta \mathbf{S}_{\Theta_{(m+1)}} \dots \mathbf{S}_{\Theta_{(1)}} \mathbf{A}_{\Theta_{(1)}} \mathbf{S}_{\Theta_{(1)}} \right] \mathcal{C}^\dagger, \end{aligned} \quad (199)$$

$\mathbf{S}_{\Theta_{(m+1)}} \mathbf{S}_\Theta \rightarrow \mathbf{S}_\Theta$

where we absorbed  $\mathbf{S}_{\Theta_{(m+1)}}$  into  $\mathbf{S}_\Theta$ . We notice that the parts of  $\bar{P}_\Theta$  denoted by  $\mathcal{C}$  are already in the form that we want them to be. We thus focus our attention on the part of  $\bar{P}_\Theta$  inside the gray box. If we can show that this part can be written as

$$\bar{P}_\Theta \stackrel{?}{=} \mathcal{C} \left[ \mathbf{S}_{\Theta_{(1)}} \underbrace{\mathbf{A}_\Theta \mathbf{S}_\Theta \mathbf{A}_\Theta}_{\bar{Y}_\Theta^\dagger \bar{Y}_\Theta} \mathbf{S}_{\Theta_{(1)}} \right] \mathcal{C}^\dagger, \quad (200)$$

then we have completed the proof. We will accomplish this goal in two steps:

1. We will use the Cancellation-Theorem 2 (see section 2.3) to cancel the wedged ancestor sets of (anti-) symmetrizers in the gray box and thus reduce  $\bar{P}_\Theta$  to

$$\bar{P}_\Theta = \mathcal{C} \left[ \mathbf{S}_{\Theta_{(1)}} \mathbf{A}_{\Theta_{(1)}} \mathbf{S}_\Theta \mathbf{A}_\Theta \mathbf{S}_{\Theta_{(1)}} \right] \mathcal{C}^\dagger. \quad (201)$$

2. We then make use of the Hermiticity of  $P_\Theta$  to show that

$$\bar{P}_\Theta = \mathcal{C} \left[ \mathbf{S}_{\Theta_{(1)}} \mathbf{A}_\Theta \mathbf{S}_\Theta \mathbf{A}_\Theta \mathbf{S}_{\Theta_{(1)}} \right] \mathcal{C}^\dagger. \quad (202)$$

Let us start the two-step-process:

1. The first step is easily accomplished: We factor a set  $\mathbf{S}_{\Theta(1)}$  out of  $\mathbf{S}_{\Theta}$  and a set  $\mathbf{A}_{\Theta(1)}$  out of  $\mathbf{A}_{\Theta}$ ,

$$\bar{P}_{\Theta} = \mathcal{C} \left[ \begin{array}{ccccccc} \mathbf{S}_{\Theta(1)} & \mathbf{A}_{\Theta(1)} & \mathbf{S}_{\Theta(1)} & \cdots & \mathbf{A}_{\Theta(m+2)} & \mathbf{S}_{\Theta(1)} & \mathbf{S}_{\Theta} \mathbf{A}_{\Theta} \mathbf{A}_{\Theta(1)} \mathbf{S}_{\Theta(m+1)} \cdots \mathbf{S}_{\Theta(1)} \mathbf{A}_{\Theta(1)} \mathbf{S}_{\Theta(1)} \end{array} \right] \mathcal{C}^{\dagger}. \quad (203)$$

$\mathbf{S}_{\Theta} \rightarrow \mathbf{S}_{\Theta(1)} \mathbf{S}_{\Theta}$   
 $\mathbf{A}_{\Theta} \rightarrow \mathbf{A}_{\Theta} \mathbf{A}_{\Theta(1)}$

We now encounter sets of symmetrizers and antisymmetrizers corresponding to ancestor tableaux  $\Theta_{(k)}$  with  $1 \leq k \leq m$  wedged between sets belonging to the tableau  $\Theta_{(1)}$ . Thus, we may use Theorem 2 to simplify the operator  $\bar{P}_{\Theta}$  (once again making use of the bar-notation, *c.f.* eq. (33), to retain equality in the process)

$$\begin{aligned} \bar{P}_{\Theta} &= \mathcal{C} \left[ \underbrace{\mathbf{S}_{\Theta(1)} \mathbf{A}_{\Theta(1)} \mathbf{S}_{\Theta(1)} \cdots \mathbf{A}_{\Theta(m+2)} \mathbf{S}_{\Theta(1)} \mathbf{S}_{\Theta} \mathbf{A}_{\Theta} \mathbf{A}_{\Theta(1)} \mathbf{S}_{\Theta(m+1)} \cdots \mathbf{S}_{\Theta(1)} \mathbf{A}_{\Theta(1)} \mathbf{S}_{\Theta(1)}}_{\propto \mathbf{A}_{\Theta(1)} \mathbf{S}_{\Theta(1)}} \right] \mathcal{C}^{\dagger} \\ &= \mathcal{C} \left[ \mathbf{S}_{\Theta(1)} \mathbf{A}_{\Theta(1)} \mathbf{S}_{\Theta(1)} \mathbf{S}_{\Theta} \mathbf{A}_{\Theta} \mathbf{A}_{\Theta(1)} \mathbf{S}_{\Theta(1)} \right] \mathcal{C}^{\dagger}. \end{aligned} \quad (204)$$

Re-absorbing  $\mathbf{S}_{\Theta(1)}$  into  $\mathbf{S}_{\Theta}$  and  $\mathbf{A}_{\Theta(1)}$  into  $\mathbf{A}_{\Theta}$  yields the desired result,

$$\begin{aligned} \bar{P}_{\Theta} &= \mathcal{C} \left[ \begin{array}{ccccccc} \mathbf{S}_{\Theta(1)} & \mathbf{A}_{\Theta(1)} & \cancel{\mathbf{S}_{\Theta(1)}} & \mathbf{S}_{\Theta} \mathbf{A}_{\Theta} & \cancel{\mathbf{A}_{\Theta(1)}} & \mathbf{S}_{\Theta(1)} \end{array} \right] \mathcal{C}^{\dagger} \\ &= \mathcal{C} \left[ \mathbf{S}_{\Theta(1)} \mathbf{A}_{\Theta(1)} \mathbf{S}_{\Theta} \mathbf{A}_{\Theta} \mathbf{S}_{\Theta(1)} \right] \mathcal{C}^{\dagger}, \end{aligned} \quad (205)$$

$\mathbf{S}_{\Theta(1)} \mathbf{S}_{\Theta} \rightarrow \mathbf{S}_{\Theta}$   
 $\mathbf{A}_{\Theta} \mathbf{A}_{\Theta(1)} \rightarrow \mathbf{A}_{\Theta}$

thus concluding this step of the proof.

2. For the second step of the proof, we first notice that the operator obtained in the previous step, operator (205), is Hermitian; this is due to the fact that  $\bar{P}_{\Theta}$  as given in (199) was constructed according to the iterative method described in the KS-Theorem 3, [1]. In particular, this implies that  $\bar{P}_{\Theta} = \bar{P}_{\Theta}^{\dagger}$ , yielding

$$\bar{P}_{\Theta} = \mathcal{C} \left[ \mathbf{S}_{\Theta(1)} \mathbf{A}_{\Theta(1)} \mathbf{S}_{\Theta} \mathbf{A}_{\Theta} \mathbf{S}_{\Theta(1)} \right] \mathcal{C}^{\dagger} = \mathcal{C} \left[ \mathbf{S}_{\Theta(1)} \mathbf{A}_{\Theta} \mathbf{S}_{\Theta} \mathbf{A}_{\Theta(1)} \mathbf{S}_{\Theta(1)} \right] \mathcal{C}^{\dagger} = \bar{P}_{\Theta}^{\dagger}. \quad (206)$$

When we gave a proof of the Lexical-Theorem 4 in Appendix C.1, we were able to prove that  $\mathbf{A}_{\Theta(1)}$  can be extended to become  $\mathbf{A}_{\Theta}$  by using techniques described in Appendix C.1.1. Now however, we are no longer able to use these techniques, as most amputated tableaux  $\cancel{\Theta_r}$  or  $\cancel{\Theta_c}$  would *not* be rectangular (as can be easily verified by an example). We therefore need a different strategy to arrive at the desired form for  $\bar{P}_{\Theta}$ .

In addition to  $\bar{P}_{\Theta}$  as given in (205), let us define the operator  $\bar{O}$  by

$$\bar{O} := \mathcal{C} \left[ \mathbf{S}_{\Theta(1)} \mathbf{A}_{\Theta} \mathbf{S}_{\Theta} \mathbf{A}_{\Theta} \mathbf{S}_{\Theta(1)} \right] \mathcal{C}^{\dagger}; \quad (207)$$

clearly, this operator is Hermitian by construction due to its symmetry. We seek to show that  $\bar{P}_\Theta = \bar{O}$  in order to conclude the second step of this proof. This will be accomplished by showing that

$$\bar{O} \subset \bar{P}_\Theta \quad \text{and} \quad \bar{P}_\Theta \subset \bar{O}, \quad (208)$$

where we use the notation introduced in section 2.2.2. These inclusions will then lead us to conclude that the subspaces onto which  $\bar{O}$  and  $\bar{P}_\Theta$  project are equal, rendering the two operators equal,  $\bar{O} = \bar{P}_\Theta$ .

Let us prove the two inclusions (208): As discussed in section 2.2.2, the first inclusion holds if and only if  $\bar{O} \cdot \bar{P}_\Theta = \bar{P}_\Theta = \bar{P}_\Theta \cdot \bar{O}$ , *c.f.* equation (40). We thus need to examine the product of  $\bar{O}$  and  $\bar{P}_\Theta$ . We consider

$$\bar{O} \cdot \bar{P}_\Theta = \mathcal{C} \left[ \mathbf{S}_{\Theta(1)} \mathbf{A}_\Theta \mathbf{S}_\Theta \mathbf{A}_\Theta \mathbf{S}_{\Theta(1)} \right] \mathcal{C}^\dagger \cdot \mathcal{C} \left[ \mathbf{S}_{\Theta(1)} \mathbf{A}_{\Theta(1)} \mathbf{S}_\Theta \mathbf{A}_\Theta \mathbf{S}_{\Theta(1)} \right] \mathcal{C}^\dagger. \quad (209)$$

Similar to what was done in part 1, we use Theorem 2 to simplify the central part of the product  $\bar{O} \cdot \bar{P}_\Theta$

$$\bar{O} \cdot \bar{P}_\Theta = \mathcal{C} \mathbf{S}_{\Theta(1)} \mathbf{A}_\Theta \underbrace{\mathbf{S}_\Theta \mathbf{A}_\Theta \mathbf{S}_{\Theta(1)}}_{\propto \mathbf{S}_\Theta \mathbf{A}_\Theta} \mathcal{C}^\dagger \cdot \mathcal{C} \mathbf{S}_{\Theta(1)} \mathbf{A}_{\Theta(1)} \mathbf{S}_\Theta \mathbf{A}_\Theta \mathbf{S}_{\Theta(1)} \mathcal{C}^\dagger, \quad (210)$$

yielding (making use of the bar-notation)

$$\bar{O} \cdot \bar{P}_\Theta = \mathcal{C} \mathbf{S}_{\Theta(1)} \mathbf{A}_\Theta \underbrace{\mathbf{S}_\Theta \mathbf{A}_\Theta \mathbf{S}_{\Theta(1)}}_{=\bar{Y}_\Theta} \mathcal{C}^\dagger = \bar{O}. \quad (211)$$

Hence, we found that  $\bar{O} \cdot \bar{P}_\Theta = \bar{O}$ . Recalling that both operators  $\bar{O}$  and  $\bar{P}_\Theta$  are Hermitian, it follows that

$$\bar{O} = \bar{O}^\dagger = (\bar{O} \cdot \bar{P}_\Theta)^\dagger = \bar{P}_\Theta^\dagger \cdot \bar{O}^\dagger = \bar{P}_\Theta \cdot \bar{O}. \quad (212)$$

Thus, we have shown that both equalities,  $\bar{O} \cdot \bar{P}_\Theta = \bar{O}$  and  $\bar{P}_\Theta \cdot \bar{O} = \bar{O}$ , hold, implying the first inclusion  $\bar{O} \subset \bar{P}_\Theta$ .

To prove the second inclusion in (208), we need to consider the product  $\bar{P}_\Theta \cdot \bar{O}$ ,

$$\bar{P}_\Theta \cdot \bar{O} = \mathcal{C} \left[ \mathbf{S}_{\Theta(1)} \mathbf{A}_{\Theta(1)} \mathbf{S}_\Theta \mathbf{A}_\Theta \mathbf{S}_{\Theta(1)} \right] \mathcal{C}^\dagger \cdot \mathcal{C} \left[ \mathbf{S}_{\Theta(1)} \mathbf{A}_\Theta \mathbf{S}_\Theta \mathbf{A}_\Theta \mathbf{S}_{\Theta(1)} \right] \mathcal{C}^\dagger. \quad (213)$$

Once again, we may use Theorem 2 to simplify this product as

$$\begin{aligned} \bar{P}_\Theta \cdot \bar{O} &= \mathcal{C} \mathbf{S}_{\Theta(1)} \mathbf{A}_{\Theta(1)} \underbrace{\mathbf{S}_\Theta \mathbf{A}_\Theta \mathbf{S}_{\Theta(1)}}_{\propto \mathbf{S}_\Theta \mathbf{A}_\Theta} \mathcal{C}^\dagger \cdot \mathcal{C} \mathbf{S}_{\Theta(1)} \mathbf{A}_\Theta \mathbf{S}_\Theta \mathbf{A}_\Theta \mathbf{S}_{\Theta(1)} \mathcal{C}^\dagger \\ &= \mathcal{C} \mathbf{S}_{\Theta(1)} \mathbf{A}_{\Theta(1)} \underbrace{\mathbf{S}_\Theta \mathbf{A}_\Theta \mathbf{S}_{\Theta(1)}}_{=\bar{Y}_\Theta} \mathcal{C}^\dagger. \end{aligned} \quad (214)$$

We recognize the right hand side of the above equation (214) to be the operator  $\bar{P}_\Theta$ . We thus found that  $\bar{P}_\Theta \cdot \bar{O} = \bar{P}_\Theta$ . Once again, we make use of the Hermiticity of the operators  $\bar{O}$  and  $\bar{P}_\Theta$  to see that

$$\bar{P}_\Theta = \bar{P}_\Theta^\dagger = (\bar{P}_\Theta \cdot \bar{O})^\dagger = \bar{O}^\dagger \cdot \bar{P}_\Theta^\dagger = \bar{O} \cdot \bar{P}_\Theta, \quad (215)$$

yielding the desired inclusion  $\bar{P}_\Theta \subset \bar{O}$ . We have thus managed to prove both inclusions in (208), forcing us to conclude that the two operators  $\bar{O}$  and  $\bar{P}_\Theta$  are equal,  $\bar{O} = \bar{P}_\Theta$ , yielding

$$\bar{P}_\Theta = \bar{O} = \mathcal{C} \left[ \mathbf{S}_{\Theta(1)} \mathbf{A}_\Theta \mathbf{S}_\Theta \mathbf{A}_\Theta \mathbf{S}_{\Theta(1)} \right] \mathcal{C}^\dagger, \quad (216)$$

as desired by eq. (205).

Suppose now that  $m$  is **odd**. The proof for odd  $m$  will also be conducted in two steps, just as for even  $m$ . We will only give an outline of this proof, as the steps are very similar to those for even  $m$ .

By the induction hypothesis, the projection operator  $P_{\Theta(1)}$  is of the form

$$\bar{P}_{\Theta(1)} = \mathbf{S}_{\Theta(m+1)} \mathbf{A}_{\Theta(m)} \dots \mathbf{S}_{\Theta(2)} \underbrace{\mathbf{A}_{\Theta(1)} \mathbf{S}_{\Theta(1)} \mathbf{A}_{\Theta(1)}}_{=\bar{Y}_{\Theta(1)}^\dagger \bar{Y}_{\Theta(1)}} \mathbf{S}_{\Theta(2)} \dots \mathbf{A}_{\Theta(m)} \mathbf{S}_{\Theta(m+1)} . \quad (217)$$

Constructing the birdtrack of the Hermitian Young projection operator  $P_\Theta$ ,  $\bar{P}_\Theta$ , according to the KS-Theorem 3 [1] gives

$$\begin{aligned} \bar{P}_\Theta &= \bar{P}_{\Theta(1)} \bar{Y}_\Theta \bar{P}_{\Theta(1)} \\ &= \mathcal{C}_\Theta \left[ \mathbf{A}_{\Theta(1)} \mathbf{S}_{\Theta(1)} \mathbf{A}_{\Theta(1)} \mathbf{S}_{\Theta(2)} \dots \mathbf{S}_{\Theta(m+1)} \mathbf{S}_\Theta \mathbf{A}_\Theta \mathbf{S}_{\Theta(m+1)} \dots \mathbf{S}_{\Theta(2)} \mathbf{A}_{\Theta(1)} \mathbf{S}_{\Theta(1)} \mathbf{A}_{\Theta(1)} \right] \mathcal{C}_\Theta^\dagger , \end{aligned} \quad (218)$$

where  $\mathcal{C}_\Theta := \mathbf{S}_{\Theta(m+1)} \dots \mathbf{S}_{\Theta(2)}$ . We again use Theorem 2 to simplify the operator (218),

$$\bar{P}_\Theta = \mathbf{S}_{\Theta(m+1)} \dots \mathbf{S}_{\Theta(2)} \left[ \mathbf{A}_{\Theta(1)} \mathbf{S}_\Theta \mathbf{A}_\Theta \mathbf{S}_{\Theta(1)} \mathbf{A}_{\Theta(1)} \right] \mathbf{S}_{\Theta(2)} \dots \mathbf{S}_{\Theta(m+1)} . \quad (219)$$

We then define an operator  $\bar{O}$  by

$$\bar{O} := \mathbf{S}_{\Theta(m+1)} \dots \mathbf{S}_{\Theta(2)} \left[ \mathbf{A}_{\Theta(1)} \mathbf{S}_\Theta \mathbf{A}_\Theta \mathbf{S}_\Theta \mathbf{A}_{\Theta(1)} \right] \mathbf{S}_{\Theta(2)} \dots \mathbf{S}_{\Theta(m+1)} . \quad (220)$$

Using Theorem 2 as well as the fact that both  $\bar{P}_\Theta$  and  $\bar{O}$  are Hermitian by construction, we may show the inclusions  $\bar{P}_\Theta \subset \bar{O}$  and  $\bar{O} \subset \bar{P}_\Theta$ , to conclude that  $\bar{P}_\Theta = \bar{O}$ , yielding the desired result

$$\bar{P}_\Theta = \mathbf{S}_{\Theta(m+1)} \dots \mathbf{S}_{\Theta(2)} \left[ \mathbf{A}_{\Theta(1)} \underbrace{\mathbf{S}_\Theta \mathbf{A}_\Theta \mathbf{S}_\Theta}_{=\bar{Y}_\Theta \bar{Y}_\Theta^\dagger} \mathbf{A}_{\Theta(1)} \right] \mathbf{S}_{\Theta(2)} \dots \mathbf{S}_{\Theta(m+1)} . \quad (221)$$

The proof of equations (124c) and (124d) in the MOLD-Theorem follows the same steps as the proof of equations (124a) and (124b) given above and is thus left as an exercise to the reader.

Lastly, we notice that the idempotency of  $P_\Theta$  in each of the cases (124) can be verified by using the Cancellation-Theorem 2: For example if  $P_\Theta$  is constructed according to (124a), it follows that

$$\begin{aligned} P_\Theta \cdot P_\Theta &= \beta_\Theta^2 \cdot \mathbf{S}_{\Theta(m)} \dots \underbrace{\mathbf{S}_\Theta \mathbf{A}_\Theta \mathbf{S}_\Theta \dots \mathbf{S}_{\Theta(m)} \cdot \mathbf{S}_{\Theta(m)} \dots \mathbf{S}_\Theta \mathbf{A}_\Theta \mathbf{S}_\Theta}_{=\lambda \cdot \mathbf{S}_\Theta \mathbf{A}_\Theta \mathbf{S}_\Theta} \dots \mathbf{S}_{\Theta(m)} \\ &= \beta_\Theta^2 \lambda \cdot \mathbf{S}_{\Theta(m)} \dots \mathbf{S}_\Theta \mathbf{A}_\Theta \mathbf{S}_\Theta \dots \mathbf{S}_{\Theta(m)} , \end{aligned}$$

where  $\lambda$  is a *non-zero* constant, since all the cancelled sets can be absorbed into  $\mathbf{S}_\Theta$  and  $\mathbf{A}_\Theta$  respectively (c.f. Theorem 2). Thus, defining

$$\beta_\Theta := \frac{1}{\lambda} < \infty \quad (222)$$

ensures that  $P_\Theta$  is indeed a projection operator.  $\square$

## References

- [1] S. Keppeler and M. Sjö Dahl, “Hermitian Young Operators,” *J. Math. Phys.* **55** (2014) 021702, [arXiv:1307.6147 \[math-ph\]](#). (document), 1.1, 1.1, 1.2, 1.3, 4, 2.1, 3.3.1, 3, 14, 3.3.2, 4.1, 4.2.1, 4.3, 1, 21, C.1.2, C.2, 2, C.2
- [2] W. K. Tung, *Group Theory in Physics*. Singapore: World Scientific, 1985. 1.1, 1.1, 1.1, 2.1, 2.1, 2.1, 2.1, 13, 1
- [3] W. Fulton and J. Harris, *Representation Theory - A First Course*. Springer, USA, 2004. 1.1, 1.1, 2.1
- [4] M. E. Peskin and D. V. Schroeder, *An Introduction to quantum field theory*. Reading, USA: Addison-Wesley (1995), 1995. ISBN-13: 9780201503975, ISBN-10: 0201503972. 1.1
- [5] Y. V. Kovchegov, J. Kuokkanen, K. Rummukainen, and H. Weigert, “Subleading-N(c) corrections in non-linear small-x evolution,” *Nucl. Phys.* **A823** (2009) 47–82, [arXiv:0812.3238 \[hep-ph\]](#). 1.1
- [6] C. Marquet and H. Weigert, “New observables to test the Color Glass Condensate beyond the large- $N_c$  limit,” *Nucl. Phys.* **A843** (2010) 68–97, [arXiv:1003.0813 \[hep-ph\]](#).
- [7] T. Lappi, A. Ramnath, K. Rummukainen, and H. Weigert, “JIMWLK evolution of the odderon,” *Phys. Rev.* **D94** (2016) 054014, [arXiv:1606.00551 \[hep-ph\]](#). 1.1
- [8] E. Cartan, *Sur la structure des groupes de transformations finis et continus*. Thèses présentées a la Faculté des Sciences de Paris pour obtenir le grade de docteur ès sciences mathématiques. Nony, 1894. <https://books.google.co.za/books?id=JY8LAAAAYAAJ>. 1.1
- [9] M. Gell-Mann, “The Eightfold Way: A Theory of strong interaction symmetry,”. 1.1
- [10] M. Gell-Mann and Y. Neeman, “The Eightfold way: a review with a collection of reprints,”. 1.1
- [11] Y. Kosmann-Schwarzbach, *Groups and Symmetries - From Finite Groups to Lie Groups*. Springer, New York, 2000. 1.1
- [12] D. Griffiths, *Introduction to elementary particles*. Weinheim, Germany: Wiley-VCH, 2008. 1.1
- [13] W. Fulton, *Young Tableaux*. Cambridge University Press, Cambridge, 1997. 1, 2.1, 2.1, 5, 2.1, 2.1, 2.2.1, 19
- [14] A. Young, “On Quantitative Substitutional Analysis - III,” *Proc. London Math. Soc.* **28** no. 2, (1928) 255–292. 1.1, 2.1
- [15] H. Weyl, *The Classical Groups: Their Invariants and Representations*. Princeton, USA: Univ. Pr., 2nd ed., 1946. 1.1, 1.1, 2.1
- [16] P. Cvitanović, *Group theory: Birdtracks, Lie’s and exceptional groups*. Princeton, USA: Univ. Pr., 2008. <http://birdtracks.eu>. 1.1, 1.1, 1.1, 1.3, 2, 2.1, 2.1, 2.1, 6, 2.1, 2.2.1, 2.2.2, 3.1, 3.4, 1
- [17] N. Bourbaki, “Lie Groups and Lie Algebras,” in *Elements of Mathematics*, ch. VII–IX. New York, USA: Springer, 2000. 1.1, 2.1
- [18] D. Littlewood, *The Theory of Group Characters and Matrix Representations of Groups*. Clarendon, UK: Oxford Univ. Pr., 2nd ed., 1950. 1.1, 2.1, A, A, A
- [19] R. Penrose, “Angular momentum: An approach to combinatorical space-time,” in *Quantum Theory and Beyond*, T. Bastin, ed. Cambridge University Press, Cambridge, 1971. 1.1, 2.1

- [20] R. Penrose, “Applications of negative dimension tensors,” in *Combinatorial mathematics and its applications*, D. Welsh, ed., pp. 221–244. Academic Press, New York, 1971. [1.1](#)
- [21] R. Penrose and M. A. H. MacCallum, “Twistor theory: An Approach to the quantization of fields and space-time,” *Phys. Rept.* **6** (1972) 241–316. [1.1](#), [2.1](#)
- [22] J. Alcock-Zeilinger and H. Weigert, “A Construction Algorithm for the Singlets of  $SU(N)$  and what they tell us about Wilson Line Correlators.”. (in preparation). [1.3](#), [2.1](#), [5](#)
- [23] J. Alcock-Zeilinger and H. Weigert, “Simplification Rules for Birdtrack Operators,” [arXiv:1610.08801 \[math-ph\]](#). [1.3](#), [7](#), [2.3](#), [3.3.2](#), [4.3](#), [4.3](#), [2](#), [C.1](#)
- [24] B. Sagan, *The Symmetric Group - Representations, Combinatorial Algorithms, and Symmetric Functions*. New York, USA: Springer, 2nd ed., 2000. [2.1](#), [5](#), [2.1](#), [2.1](#), [2.2.1](#), [19](#)
- [25] I. Schensted, *A Course on the Application of Group Theory to Quantum Mechanics*. Neo Press, Peaks Island, ME, 1976. [2.1](#)
- [26] M. Sjödaahl and S. Keppeler, “Tools for calculations in color space,” *PoS DIS2013* (2013) 166, [arXiv:1307.1319 \[hep-ph\]](#). [2.1](#)
- [27] S. Keppeler and M. Sjödaahl, “Orthogonal multiplet bases in  $SU(N_c)$  color space,” *JHEP* **09** (2012) 124, [arXiv:1207.0609 \[hep-ph\]](#). [2.1](#)
- [28] S. Lang, *Linear Algebra*. Springer, New York, 3rd ed., 1987. [3](#), [3.1](#)