

# Transient reducing greenhouse warming on early Mars

R. Wordsworth<sup>1,2</sup>, Y. Kalugina<sup>3</sup>, S. Lokshantov<sup>4,5</sup>, A. Vigasin<sup>5</sup>, B. Ehlmann<sup>6,7</sup>, J. Head<sup>8</sup>, C. Sanders<sup>2,6</sup> and H. Wang<sup>1</sup>

The evidence for abundant liquid water on early Mars despite the faint young Sun is a long-standing problem in planetary research. Here we present new *ab initio* spectroscopic and line-by-line climate calculations of the warming potential of reduced atmospheres on early Mars. We show that the strength of both CO<sub>2</sub>-H<sub>2</sub> and CO<sub>2</sub>-CH<sub>4</sub> collision-induced absorption (CIA) has previously been significantly underestimated. Contrary to previous expectations, methane could have acted as a powerful greenhouse gas on early Mars due to CO<sub>2</sub>-CH<sub>4</sub> CIA in the critical 250-500 cm<sup>-1</sup> spectral window region. In atmospheres of 0.5 bar CO<sub>2</sub> or more, percent levels of H<sub>2</sub> or CH<sub>4</sub> raise annual mean surface temperatures by tens of degrees, with temperatures reaching 273 K for pressures of 1.25-2 bar and 2-10% of H<sub>2</sub> and CH<sub>4</sub>. Methane and hydrogen produced following aqueous alteration of Mars' crust could have combined with volcanically outgassed CO<sub>2</sub> to form transient atmospheres of this composition 4.5-3.5 Ga. This scenario for the late Noachian climate can be tested via future *in situ* and orbital studies of the martian crust.

## 1. Introduction

Today Mars is cold and dry, with annual mean surface temperatures of around -60° C and a mainly arid, hyper-oxidising surface. In the past, however, a diverse array of geological evidence points to episodically warmer and wetter conditions. This evidence includes dendritic valley networks distributed over large regions of the equatorial and southern Noachian highlands, fluvial conglomerates, open-basin lakes, and fluvolacustrine deposits [Fassett and Head, 2008a; Hynke et al., 2010; Grotzinger et al., 2015].

This evidence for surface aqueous modification is paradoxical, because the Sun's luminosity was only around 75-80% of its present-day value during the period 3-3.8 Ga

when most of the erosion occurred. In combination with Mars' distant orbit, this implies cold surface conditions: even given a planetary albedo of zero, early Mars would have had an equilibrium temperature of only 210 K [Wordsworth, 2016]. Carbon dioxide provides some greenhouse warming but not enough: climate models that assume pure CO<sub>2</sub>-H<sub>2</sub>O atmospheres consistently predict global mean temperatures of less than 240 K for any surface pressure [Kasting, 1991; Wordsworth et al., 2013]. Many alternative mechanisms to warm early Mars have subsequently been investigated, including CO<sub>2</sub> clouds [Forget and Pierrehumbert, 1997], large meteorite impacts [Segura et al., 2002], sulfur dioxide emission from volcanos [Postawko and Kuhn, 1986; Halevy and Head, 2014], and local snowmelt due to diurnal forcing and/or obliquity and eccentricity variations [e.g., Wordsworth et al., 2013]. However, all suffer shortcomings that render them unlikely as the main explanation [Ramirez et al., 2014; Kerber et al., 2015; Wordsworth, 2016].

Reducing greenhouse solutions for early Mars have also been considered previously. Sagan [1977] argued that early Mars might have been warmed by a hydrogen-dominated atmosphere or by abundant NH<sub>3</sub>. However, a hydrogen-dominated atmosphere would be lost to space rapidly after formation and NH<sub>3</sub> is photolysed rapidly by UV radiation and lacks a plausible martian source. Later, in a paper focused on the early Earth, Wordsworth and Pierrehumbert [2013] showed that hydrogen could act as an important greenhouse gas in terrestrial-type atmospheres even in abundances of a few percent, due to the strength of its collision-induced absorption in combination with heavier gases like nitrogen. Ramirez et al. [2014] applied this mechanism to early Mars, where they argued that H<sub>2</sub> emitted from volcanoes into a CO<sub>2</sub>-dominated atmosphere could have kept Mars in a 'warm and wet' state for periods of 10s of millions of years or longer. However, lacking CO<sub>2</sub>-H<sub>2</sub> CIA data they used the same N<sub>2</sub>-H<sub>2</sub> data as Wordsworth and Pierrehumbert [2013] for their climate calculations. As a result, they found that > 5% H<sub>2</sub> in a 4 bar CO<sub>2</sub> atmosphere (20% H<sub>2</sub> in a 1.3 bar atmosphere) was required to raise annual mean surface temperatures to the melting point of liquid water: an amount that is not consistent either with constraints on the total amount of CO<sub>2</sub> present in the Noachian [Hu et al., 2015] or estimates of the rate of hydrogen escape to space [Ramirez et al., 2014]. Hence the early martian faint young Sun paradox remains unresolved.

Here we describe new spectroscopic and one-dimensional line-by-line climate calculations that we have performed to assess the warming potential of reducing climates on early Mars. We find CO<sub>2</sub>-H<sub>2</sub> warming to be significantly more effective than predicted by Ramirez et al. [2014] due to the strong polarizability and multipole moments of CO<sub>2</sub>. Furthermore, we show for the first time that methane (CH<sub>4</sub>) could have been an effective warming agent on early Mars, due to the peak of CO<sub>2</sub>-CH<sub>4</sub> CIA in a key spectral window region.

## 2. Methods

To calculate the collision-induced absorption spectra for CO<sub>2</sub>-CH<sub>4</sub> and CO<sub>2</sub>-H<sub>2</sub> pairs, we first acquired the potential energy surface (PES) and induced dipole surface (IDS)

<sup>1</sup>School of Engineering and Applied Sciences, Harvard University, Cambridge, MA 02138, USA

<sup>2</sup>Department of Earth and Planetary Sciences, Harvard University, Cambridge, MA 02138, USA

<sup>3</sup>Department of Optics and Spectroscopy, Tomsk State University, Tomsk, Russia

<sup>4</sup>Lomonosov Moscow State University, Chemistry Department, Moscow, Russia

<sup>5</sup>Obukhov Institute of Atmospheric Physics, Russian Academy of Sciences, Moscow, Russia

<sup>6</sup>Division of Geological and Planetary Sciences, California Institute of Technology, Pasadena, CA 91125, USA

<sup>7</sup>Jet Propulsion Laboratory, California Institute of Technology, Pasadena, CA 91109, USA

<sup>8</sup>Department of Earth, Environmental and Planetary Sciences, Brown University, Providence, RI 02912, USA

for the relevant molecular complex. The PES for CO<sub>2</sub>-H<sub>2</sub> calculated at the coupled-cluster level was taken from the literature [Li *et al.*, 2010]. For the IDS for CO<sub>2</sub>-H<sub>2</sub> and both the PES and IDS for CO<sub>2</sub>-CH<sub>4</sub>, we performed the *ab initio* calculations ourselves. Once the *ab initio* data were acquired, the zeroth spectral moment for the system was calculated as

$$\tilde{\Gamma} = \frac{32\pi^4}{3hc} \int_0^\infty \int_\Omega \mu(R, \Omega)^2 e^{-V(R, \Omega)/k_B T} R^2 dR d\Omega, \quad (1)$$

where  $h$  is Planck's constant,  $c$  is the speed of light,  $R$  is the separation of the molecular centers of mass,  $\Omega$  is solid angle,  $i$  is the molecule in question,  $V$  is the PES,  $\mu$  is the IDS,  $k_B$  is Boltzmann's constant and  $T$  is temperature [Frommhold, 2006].

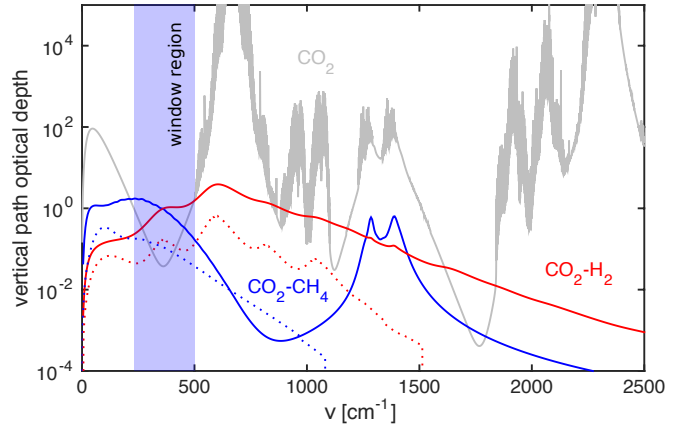
We assessed the climate effects of the new CIA coefficients using a new iterative line-by-line spectral code [Wordsworth, 2016; Schaefer *et al.*, 2016]. Using this model allowed us to perform extremely high accuracy globally averaged calculations while spanning a wide range of atmospheric compositions. The code has been validated against a number of analytic results and previous radiative-convective calculations. Further details of our CIA and line-by-line climate calculations are given in the Auxiliary Online Material.

### 3. Results

First, we compared the CO<sub>2</sub>-H<sub>2</sub> and CO<sub>2</sub>-CH<sub>4</sub> CIA coefficients we calculated with previously derived N<sub>2</sub>-H<sub>2</sub> and N<sub>2</sub>-CH<sub>4</sub> CIA data [Richard *et al.*, 2012]. Figure 1 shows that the peak values of the CO<sub>2</sub> CIA coefficients are 5-10 times stronger than the previously calculated N<sub>2</sub> data. The difference can be explained by a combination of stronger multipole moments and a higher polarizability for CO<sub>2</sub> vs. N<sub>2</sub>. The effect is particularly significant for climate because both pairs absorb significantly between 250 and 500 cm<sup>-1</sup>: a key spectral window region for the martian climate [Wordsworth, 2016].

These increased opacities translate directly to higher surface temperatures in climate calculations. Figure 2a) shows the result of calculating surface temperature using both our new CO<sub>2</sub>-H<sub>2</sub> data and (incorrectly) using N<sub>2</sub>-H<sub>2</sub> as a substitute for CO<sub>2</sub>-H<sub>2</sub>. As can be seen, the difference is significant, with surface temperatures increasing by many tens of degrees for H<sub>2</sub> abundances greater than a few percent. Global mean temperatures exceed 273 K for H<sub>2</sub> molar con-

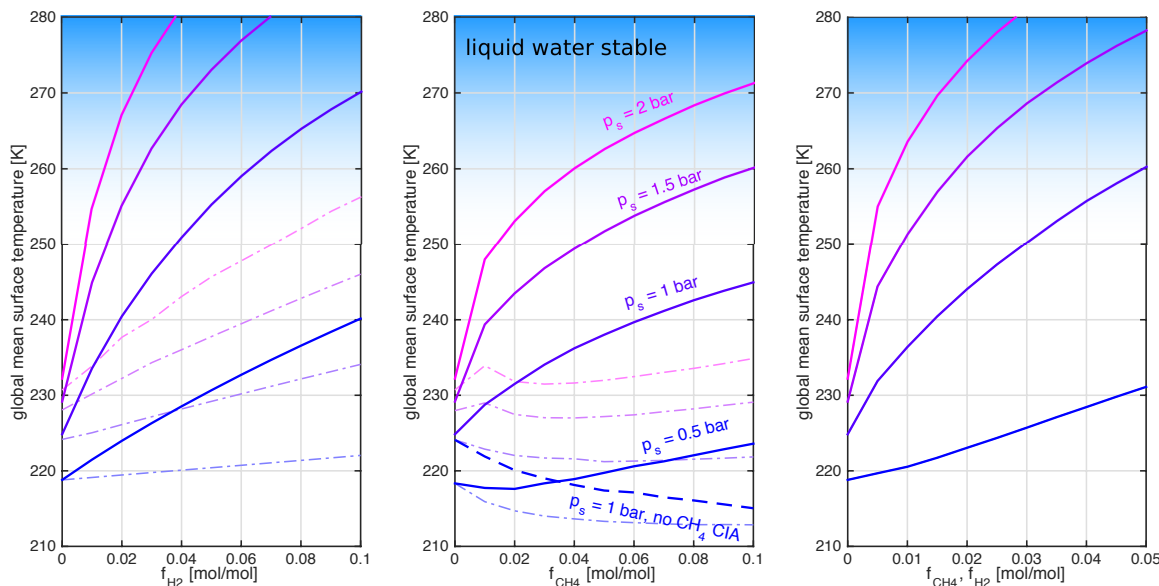
centrations from 2.5 to 10%, depending on the background CO<sub>2</sub> pressure.



**Figure 1.** Total vertical path optical depth due to CO<sub>2</sub> (gray), CO<sub>2</sub>-CH<sub>4</sub> CIA (blue) and CO<sub>2</sub>-H<sub>2</sub> CIA (red) in the early martian atmosphere, assuming a pressure of 1 bar, composition 94% CO<sub>2</sub>, 3% CH<sub>4</sub>, 3% H<sub>2</sub>, and surface temperature of 250 K. Dotted lines show optical depth from CIA when the absorption coefficients of CO<sub>2</sub>-H<sub>2</sub> and CO<sub>2</sub>-CH<sub>4</sub> are replaced by those of N<sub>2</sub>-H<sub>2</sub> and N<sub>2</sub>-CH<sub>4</sub>, respectively. Both the CO<sub>2</sub>-H<sub>2</sub> and CO<sub>2</sub>-CH<sub>4</sub> CIA are strong in a critical window region of the spectrum where absorption by pure CO<sub>2</sub> is weak.

Next, we studied the effects of methane. In the past, methane has not been regarded as an effective early martian greenhouse gas because its first vibration-rotation absorption band peaks at 1300 cm<sup>-1</sup>, too far from the blackbody emission spectrum at 250-300 K to reduce the outgoing longwave radiation (OLR) significantly [Ramirez *et al.*, 2014; Wordsworth, 2016]. Methane also absorbs incoming solar radiation significantly in the near-infrared [Brown *et al.*, 2013]. We find strong CH<sub>4</sub> near-IR absorption, leading to a temperature inversion in the high atmosphere when CH<sub>4</sub> is present. Hence although CH<sub>4</sub> near-IR absorption decreases planetary albedo, its net effect is to slightly *decrease* surface temperatures in the absence of other effects (Fig. 2b).

Despite its anti-greenhouse properties in the near-IR, we nonetheless find that at high abundance, methane can also act as an important greenhouse gas on early Mars. This occurs because the CO<sub>2</sub>-CH<sub>4</sub> CIA absorption peaks in the key 250 to 500 cm<sup>-1</sup> window region. We find that adding 5% CH<sub>4</sub> increases global mean temperatures by 20-45 K, depending on the background CO<sub>2</sub> pressure (Figure 2). Finally, when CH<sub>4</sub> and H<sub>2</sub> are combined in equal proportions, only 3.5% of each gas is required to achieve 273 K given a 1.5 bar atmosphere (Figure 2). Note that 273 K is likely an upper limit on the global mean temperature required to explain valley network formation due to the importance of local and seasonal effects in determining runoff (see Wordsworth *et al.* [2013] for a detailed discussion).



**Figure 2.** Surface temperature in  $\text{CO}_2$ -dominated atmospheres as a function of a)  $\text{H}_2$  and b)  $\text{CH}_4$  molar concentration for various surface pressures  $p_s$ . The solid lines show results calculated using our new CIA coefficients, while dash-dot lines show results using  $\text{N}_2$ - $\text{H}_2$  and  $\text{N}_2$ - $\text{CH}_4$  CIA coefficients in place of the correct coefficients. In b), the dashed line shows the case at 1 bar where  $\text{CH}_4$  CIA is removed entirely, demonstrating that without it, methane actually has an anti-greenhouse effect. Figure c) shows the case where both  $\text{H}_2$  and  $\text{CH}_4$  are present in equal amounts. Note the change of scale on the  $x$ -axis compared to a) and b).

#### 4. Discussion

Our spectroscopic CIA and line-by-line climate calculations have shown that a combination of reducing gases in the early martian atmosphere could potentially solve the faint young Sun problem. But is such a solution physically and chemically plausible? While the abundances of methane and hydrogen on Mars today are extremely low [Webster *et al.*, 2015], highly reducing atmospheres are observed elsewhere in the solar system: Titan has a 1.5 bar  $\text{N}_2$  dominated atmosphere with  $\text{CH}_4$  levels of 4.9% (mole fraction) near the surface [Niemann *et al.*, 2005]. Titan’s methane is destroyed by photochemistry on a timescale of order 10 My [Lunine and Atreya, 2008], and is most likely replenished episodically due to destabilization of methane clathrates in the subsurface [Tobie *et al.*, 2006].

Mars today has a highly oxidized surface and atmosphere due to hydrogen loss to space over geological time. However, early on methane and hydrogen may have been episodically released from the subsurface in quantities sufficient to raise surface temperatures. Ser-

pentinization, a process in which mafic minerals such as olivine are hydrothermally altered to produce reducing gases, has been proposed as the ultimate origin of the  $\text{CH}_4$  on Titan [Tobie *et al.*, 2006]. Serpentine deposits have been observed on the martian surface at Nili Fossae, Isidis Basin and in some southern highland impact craters [Ehlmann *et al.*, 2010]. Extensive serpentinization may also have occurred on early Mars in the deep olivine-rich crust [Chassefière *et al.*, 2013]. Study of terrestrial analogs suggests that low-temperature alteration of martian ultramafic rocks would be capable of producing of order  $10^{12} - 10^{14}$  molecules/ $\text{cm}^2/\text{s}$  of  $\text{CH}_4$  in local active regions [Etiopie *et al.*, 2013]. If 5% of the early martian crust was rich enough in olivine for serpentinization, this translates to a global  $\text{CH}_4$  emission rate of  $5 \times 10^{10} - 10^{12}$  molecules/ $\text{cm}^2/\text{s}$ .

Volcanism is another possible source of reduced gases if the oxygen fugacity of the early martian mantle was extremely low [Ramirez *et al.*, 2014; Batalha *et al.*, 2015]. A major problem with this scenario, however, is that a mantle reducing enough to outgas  $\text{H}_2$  directly would be unlikely to outgas  $\text{CO}_2$ , instead retaining it as carbon in the melt [Hirschmann and Withers, 2008]. A third possibility is  $\text{CH}_4$  and  $\text{H}_2$  production due to

atmospheric thermochemistry following large meteorite impacts. Because peak valley network formation occurs toward the end of the Noachian, a period of higher impact flux [Fassett and Head, 2008b, 2011], this mechanism deserves detailed investigation in future.

Once outgassed, the primary sinks for  $\text{CH}_4$  and  $\text{H}_2$  on early Mars would have been chemical destruction of  $\text{CH}_4$  and escape of  $\text{H}_2$  to space. The lifetime of methane in an atmosphere in which it is abundant is controlled by photodissociation, which is primarily powered by Lyman- $\alpha$  photons (see Auxiliary Online Material). Previous detailed photochemical modeling has shown that this limit is approached in  $\text{CO}_2$ -rich atmospheres when  $f_{\text{CH}_4} > 0.1 - 1\%$  [Zahnle, 1986]. Using an estimate of the solar XUV flux at 3.8 Ga at Mars' semi-major axis as in Wordsworth and Pierrehumbert [2013] and integrating the solar flux up to 160 nm, the wavelength above which the absorption cross-section of  $\text{CH}_4$  becomes negligible [Chen and Wu, 2004], we calculate an upper limit  $\text{CH}_4$  photodestruction rate of  $2.5 - 3.2 \times 10^{11}$  molecules/cm<sup>2</sup>/s. This corresponds to a methane residence time of about 250,000 y starting from 5%  $\text{CH}_4$  in a 1.25 bar  $\text{CO}_2$  atmosphere. Note that this estimate ignores chemical recycling of dissociated  $\text{CH}_4$  in the atmosphere and the decrease in XUV flux due to absorption by escaping hydrogen higher up in the atmosphere, both of which would increase the  $\text{CH}_4$  residence time.

The escape of  $\text{H}_2$  to space on early Mars would most likely have been limited by diffusion through the homopause, with a characteristic rate of

$$\Phi_{\text{H}_2} \approx \frac{b_{\text{CO}_2-\text{H}_2}}{H_{\text{CO}_2}} f_{\text{H}_2} \quad (2)$$

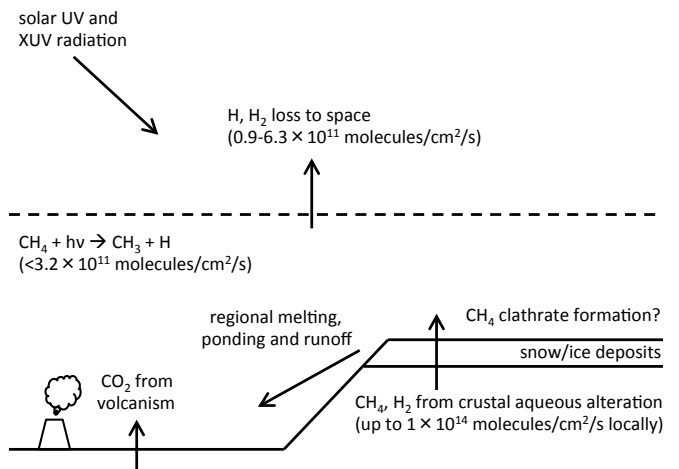
where  $b_{\text{CO}_2-\text{H}_2}$  is the  $\text{CO}_2$ - $\text{H}_2$  binary collision coefficient,  $H_{\text{CO}_2}$  is the atmospheric scale height, and  $f_{\text{H}_2}$  is the hydrogen molar mixing ratio at the homopause. For hydrogen levels of 1-5% and a homopause temperature range of 150 to 500 K, we find  $\Phi_{\text{H}_2} = 0.9 - 6.3 \times 10^{11}$  molecules/cm<sup>2</sup>/s: approximately the same magnitude as the maximum rate of  $\text{CH}_4$  photolysis. Hence a pulse of  $\text{CH}_4$  emission into the early martian atmosphere would result in a mixed  $\text{CO}_2$ - $\text{CH}_4$ - $\text{H}_2$  composition that would last for timescales of 100,000 y or more. This timescale is consistent with many (although not all) estimates of the time required to carve valley networks and form sediment deposits [Hoke et al., 2011; Grotzinger et al., 2015].

What mechanism could cause pulses in  $\text{CH}_4$  outgassing rates? One possibility is simply local variations in the geothermal heat flux, which would alter the rate of subsurface aqueous alteration. Another is the contribution of impactors to the atmospheric  $\text{H}_2$  and  $\text{CH}_4$  inventory. A third possibility is  $\text{CH}_4$  clathration [Lassue et al., 2015]. Due to adiabatic cooling of the surface under a denser  $\text{CO}_2$  atmosphere, most of Mars'

surface ice would have stabilized in the southern highlands [Wordsworth et al., 2013], in the regions where most serpentine has been detected from orbit [Ehlmann et al., 2010]. Hence a substantial portion of outgassed methane could have become trapped as clathrate in the cryosphere. Episodic  $\text{CH}_4$  release following large perturbations due to volcanism, impacts or obliquity changes would have destabilized clathrates by altering thermal forcing and by sublimation/melting of the overlying ice. Once released, methane and  $\text{H}_2$  would cause greenhouse warming, leading to a positive feedback that would destabilize the remaining ice.

Finally, transient  $\text{CH}_4/\text{H}_2$  emissions also require  $\text{CO}_2$  levels of 0.5 bar or greater to significantly impact surface temperature. From the late Noachian onward, atmospheric  $\text{CO}_2$  levels were determined by a balance between volcanic outgassing, escape to space and surface carbonate formation. During this period, coupled modeling of the  $^{13}\text{C}/^{12}\text{C}$  isotope ratio has constrained Mars' maximum atmospheric pressure to between 1 and 1.8 bar [Hu et al., 2015]. While the upper value is a hard limit, the  $\text{CO}_2$  pressures we require to cause significant  $\text{CH}_4/\text{H}_2$  warming are nonetheless within current evolutionary constraints.

A  $\text{CO}_2$ - $\text{CH}_4$  atmosphere on early Mars would not develop a thick haze as on Titan because organic aerosol formation is strongly inhibited for C/O ratios of 0.6 or lower [Zahnle, 1986; Trainer et al., 2006]. However, reaction of atmospheric  $\text{CH}_4$  with oxygen from  $\text{CO}_2$  photolysis could lead to increased stratospheric  $\text{H}_2\text{O}$ . This would cause increased formation of high-altitude cirrus clouds, which would enhance warming [Urata and Toon, 2013], reducing the background  $\text{CO}_2$  requirements beyond the baseline calculations shown here. We plan to investigate this possibility in detail in future work.



**Figure 3.** Schematic of key processes on early Mars in the transient reducing atmosphere scenario. Highland ice deposits created by adiabatic cooling under a denser  $\text{CO}_2$  atmosphere are episodically melted by  $\text{H}_2/\text{CH}_4$  warming, leading to runoff, lake formation and fluvial erosion.

## 5. Conclusion

We have produced the first physically realistic calculations of reducing greenhouse warming on early Mars. Our results suggest that with just over 1 bar of atmospheric CO<sub>2</sub>, a few percent of H<sub>2</sub> and/or CH<sub>4</sub> would have raised surface temperatures to the point where the hydrological cycle would have been vigorous enough to explain the geological observations. Other effects, particularly the contribution of methane photolysis to cirrus cloud formation, may lower these CO<sub>2</sub> and H<sub>2</sub>/CH<sub>4</sub> abundance requirements further and deserve detailed investigation (probably with a 3D climate model) in future.

Our CIA calculation methodology has been validated against existing data for N<sub>2</sub>-H<sub>2</sub> and N<sub>2</sub>-CH<sub>4</sub> pairs. Nonetheless, the complexity of CIA interactions involving CH<sub>4</sub> means that it may not capture all differences between the N<sub>2</sub>-CH<sub>4</sub> and CO<sub>2</sub>-CH<sub>4</sub> systems. For this reason we strongly encourage the experimental investigation of CO<sub>2</sub>-CH<sub>4</sub> CIA in future. Testing other aspects of the reducing atmosphere scenario for early Mars will require better constraints on the rate of crustal H<sub>2</sub>/CH<sub>4</sub> production during the Noachian and the nature of the early water cycle. Future investigation of the redox state and maficity of the martian crust and mantle, along with a continued search for serpentine and other hydrated minerals, will be important to make further progress.

Besides early Mars, our results have implications for exoplanet habitability and the search for biosignatures. Current definitions of the outer edge of the habitable zone rely on either CO<sub>2</sub> or H<sub>2</sub> and assume that a biosphere would have a detrimental effect on habitability via methanogenic consumption of these gases [e.g., *Pierrehumbert and Gaidos*, 2011]. However, the apparent strength of CO<sub>2</sub>-CH<sub>4</sub> CIA means that an inhabited planet could potentially retain a stable climate at great distances from its host star.

**Acknowledgments.** R. W. acknowledges financial support from the Kavli Foundation and discussions with T. Robinson and F. Ding on line-by-line radiative calculations and K. Zahnle on atmospheric chemistry. S. L., Y. K., and A. V. gratefully acknowledge partial support of this work from RFBR Grant 13-05-00751 and the Russian Academy of Sciences Program 7. The *ab initio* calculations were performed using the HPC resources of the FAS Research Computing Cluster (Harvard University) and the “Lomonosov” (Moscow State University) supercomputer.

## References

- Batalha, N., S. D. Domagal-Goldman, R. Ramirez, and J. F. Kasting (2015), Testing the early Mars H<sub>2</sub>-CO<sub>2</sub> greenhouse hypothesis with a 1-D photochemical model, *Icarus*, *258*, 337–349.
- Brown, L. R., K. Sung, D. C. Benner, V. M. Devi, V. Boudon, T. Gabard, C. Wenger, A. Campargue, O. Leshchishina, S. Kassi, et al. (2013), Methane line parameters in the HITRAN2012 database, *Journal of Quantitative Spectroscopy and Radiative Transfer*, *130*, 201–219.
- Chassefière, E., B. Langlais, Y. Quesnel, and F. Leblanc (2013), The fate of early Mars’ lost water: the role of serpentinization, *Journal of Geophysical Research: Planets*, *118*(5), 1123–1134.
- Chen, F. Z., and C. Y. R. Wu (2004), Temperature-dependent photoabsorption cross sections in the VUV-UV region. i. Methane and ethane. Methane and ethane, *Journal of Quantitative Spectroscopy and Radiative Transfer*, *85*(2), 195–209.
- Ehlmann, B. L., J. F. Mustard, and S. L. Murchie (2010), Geologic setting of serpentine deposits on Mars, *Geophysical research letters*, *37*(6).
- Etiopie, G., B. L. Ehlmann, and M. Schoell (2013), Low temperature production and exhalation of methane from serpentinized rocks on Earth: a potential analog for methane production on Mars, *Icarus*, *224*(2), 276–285.
- Fassett, C. I., and J. W. Head (2008a), Valley network-fed, open-basin lakes on Mars: Distribution and implications for Noachian surface and subsurface hydrology, *Icarus*, *198*, 37–56, doi:10.1016/j.icarus.2008.06.016.
- Fassett, C. I., and J. W. Head (2008b), The timing of martian valley network activity: Constraints from buffered crater counting, *Icarus*, *195*, 61–89, doi:10.1016/j.icarus.2007.12.009.
- Fassett, C. I., and J. W. Head (2011), Sequence and timing of conditions on early Mars, *Icarus*, *211*, 1204–1214, doi:10.1016/j.icarus.2010.11.014.
- Forget, F., and R. T. Pierrehumbert (1997), Warming Early Mars with Carbon Dioxide Clouds That Scatter Infrared Radiation, *Science*, *278*, 1273–.
- Frommhold, L. (2006), *Collision-induced absorption in gases*, Cambridge University Press.
- Grotzinger, J. P., S. Gupta, M. C. Malin, D. M. Rubin, J. Schieber, K. Siebach, D. Y. Sumner, K. M. Stack, A. R. Vasavada, R. E. Arvidson, et al. (2015), Deposition, exhumation, and paleoclimate of an ancient lake deposit, Gale crater, Mars, *Science*, *350*(6257), aac7575.
- Halevy, I., and J. W. Head (2014), Episodic warming of early mars by punctuated volcanism, *Nature Geoscience*.
- Hirschmann, M. M., and A. C. Withers (2008), Ventilation of CO<sub>2</sub> from a reduced mantle and consequences for the early martian greenhouse, *Earth and Planetary Science Letters*, *270*(1), 147–155.
- Hoke, M. R. T., B. M. Hynek, and G. E. Tucker (2011), Formation timescales of large martian valley networks, *Earth and Planetary Science Letters*, *312*(1), 1–12.
- Hu, R., D. M. Kass, B. L. Ehlmann, and Y. L. Yung (2015), Tracing the fate of carbon and the atmospheric evolution of Mars, *Nature communications*, *6*.
- Hynek, B. M., M. Beach, and M. R. T. Hoke (2010), Updated global map of Martian valley networks and implications for climate and hydrologic processes, *Journal of Geophysical Research (Planets)*, *115*, E09,008, doi:10.1029/2009JE003548.
- Kasting, J. F. (1991), CO<sub>2</sub> condensation and the climate of early Mars, *Icarus*, *94*, 1–13.
- Kerber, L., F. Forget, and R. D. Wordsworth (2015), Sulfur in the early martian atmosphere revisited: Experiments with a 3-d global climate model, *Icarus*.
- Lasue, J., Y. Quesnel, B. Langlais, and E. Chassefière (2015), Methane storage capacity of the early martian cryosphere, *Icarus*, *260*, 205–214.
- Li, H., P.-N. Roy, and R. J. Le Roy (2010), Analytic Morse/long-range potential energy surfaces and predicted infrared spectra for CO<sub>2</sub>-H<sub>2</sub>, *Journal of Chemical Physics*, *132*(21), 214,309.
- Lunine, J. I., and S. K. Atreya (2008), The methane cycle on Titan, *Nature Geoscience*, *1*(3), 159–164.
- Niemann, H. B., S. K. Atreya, S. J. Bauer, G. R. Carignan, J. E. Demick, R. L. Frost, D. Gautier, J. A. Haberman, D. N. Harpold, D. M. Hunten, et al. (2005), The abundances of constituents of titan’s atmosphere from the GCMS instrument on the Huygens probe, *Nature*, *438*(7069), 779–784.
- Pierrehumbert, R., and E. Gaidos (2011), Hydrogen Greenhouse Planets Beyond the Habitable Zone, *The Astrophysical Journal Letters*, *734*, L13, doi:10.1088/2041-8205/734/1/L13.
- Postawko, S. E., and W. R. Kuhn (1986), Effect of the greenhouse gases (CO<sub>2</sub>, H<sub>2</sub>O, SO<sub>2</sub>) on martian paleoclimate, *Journal of Geophysical Research*, *91*, 431–D438.
- Ramirez, R. M., R. Kopparapu, M. E. Zuger, T. D. Robinson, R. Freedman, and J. F. Kasting (2014), Warming early mars with CO<sub>2</sub> and H<sub>2</sub>, *Nature Geoscience*, *7*(1), 59–63.

- Richard, C., I. Gordon, L. Rothman, M. Abel, L. Frommhold, M. Gustafsson, J.-M. Hartmann, C. Hermans, W. Lafferty, G. Orton, et al. (2012), New section of the HITRAN database: Collision-induced absorption (CIA), *Journal of Quantitative Spectroscopy and Radiative Transfer*, *113*(11), 1276–1285.
- Sagan, C. (1977), Reducing greenhouses and the temperature history of Earth and Mars, *Nature*.
- Schaefer, L., R. D. Wordsworth, Z. Berta-Thompson, and D. Sas-selov (2016), Predictions of the atmospheric composition of GJ1132b, *The Astrophysical Journal*, *829*(2), 63.
- Segura, T. L., O. B. Toon, A. Colaprete, and K. Zahnle (2002), Environmental Effects of Large Impacts on Mars, *Science*, *298*, 1977–1980.
- Tobie, G., J. I. Lunine, and C. Sotin (2006), Episodic out-gassing as the origin of atmospheric methane on Titan, *Nature*, *440*(7080), 61–64.
- Trainer, M. G., A. A. Pavlov, H. L. DeWitt, J. L. Jimenez, C. P. McKay, O. B. Toon, and M. A. Tolbert (2006), Organic haze on Titan and the early Earth, *Proceedings of the National Academy of Sciences*, *103*(48), 18,035–18,042.
- Urata, R. A., and O. B. Toon (2013), Simulations of the martian hydrologic cycle with a general circulation model: Implications for the ancient martian climate, *Icarus*.
- Webster, C. R., P. R. Mahaffy, S. K. Atreya, G. J. Flesch, M. A. Mischna, P.-Y. Meslin, K. A. Farley, P. G. Conrad, L. E. Christensen, A. A. Pavlov, et al. (2015), Mars methane detection and variability at Gale crater, *Science*, *347*(6220), 415–417.
- Wordsworth, R., and R. Pierrehumbert (2013), Hydrogen-nitrogen greenhouse warming in Earth’s early atmosphere, *Science*, *339*(6115), 64–67, doi:10.1126/science.1225759.
- Wordsworth, R., F. Forget, E. Millour, J. W. Head, J.-B. Madeleine, and B. Charnay (2013), Global modelling of the early martian climate under a denser CO<sub>2</sub> atmosphere: Water cycle and ice evolution, *Icarus*, *222*(1), 1–19.
- Wordsworth, R. D. (2016), The climate of early Mars, *Annual Review of Earth and Planetary Sciences*, *44*(1).
- Zahnle, K. J. (1986), Photochemistry of methane and the formation of hydrocyanic acid (HCN) in the Earth’s early atmosphere, *Journal of Geophysical Research: Atmospheres (1984–2012)*, *91*(D2), 2819–2834.

---

Corresponding author: Robin Wordsworth, School of Engineering and Applied Sciences, Harvard University, Cambridge, MA 02138. (rwordsworth@seas.harvard.edu)