

# Entanglement critical length at the many-body localization transition

Francesca Pietracaprina and Giorgio Parisi

*Dipartimento di Fisica, Università degli Studi di Roma “La Sapienza”, I-00185, Roma, Italy*

Angelo Mariano

*ENEA, Italian National Agency for New Technologies,  
Energy and Sustainable Economic Development, viale Japigia 188, I-70126, Bari, Italy*

Saverio Pascazio

*Dipartimento di Fisica and MECENAS, Università di Bari, I-70126 Bari, Italy and  
INFN, Sezione di Bari, I-70126 Bari, Italy*

Antonello Scardicchio

*The Abdus Salam ICTP, Strada Costiera 11, I-34151 Trieste, Italy and  
INFN Sezione di Trieste, Via Valerio 2, I-34127 Trieste, Italy*

We study the details of the distribution of the entanglement spectrum (eigenvalues of the reduced density matrix) of a disordered spin chain exhibiting a many-body localization (MBL) transition. In the thermalizing region we identify the evolution under increasing system size of the eigenvalues distribution function, whose thermodynamic limit is close (but possibly different from) the Marchenko-Pastur distribution. From the analysis we extract a correlation length  $L_s(h)$  determining the minimum system size to enter the asymptotic region. We find that  $L_s(h)$  diverges at the MBL transition. We discuss the nature of the subleading corrections to the entanglement spectrum distribution and to the entanglement entropy.

*Introduction.* The study of disordered, isolated quantum systems has recently received a lot of attention due to both technological progress in the isolation and manipulation of mesoscopic quantum systems [1–3] and theoretical advances. Among the latter, the phenomenon of Many-Body Localization (MBL) has taken center stage since its theorization [4] as the surprising breakdown of ergodicity due to quantum effects in a generic (i.e. non-integrable) disordered system [5, 6]. The MBL phase, which is the continuation of the celebrated Anderson localized phase [7] to interacting systems, has been characterized via the absence of transport of conserved quantities (particles or spin and energy) [4, 8, 9], nature of the eigenstates [10–12], spreading or evolution of entanglement [13–17], emergent local integrability [18–22] and other peculiarities [23]. MBL is emerging as a compelling and universal phenomenon and its implications for our understanding of quantum dynamics and applications to future technologies are becoming evident [24–26].

Entanglement is commonly used as a characterization of a quantum state and of its non-classical properties [27, 28]. As said before, it has been used to characterize the MBL phase as well [13–17, 29]. In disordered systems one should discuss the probability distribution over realizations of the quenched disorder of the various entanglement measures. In particular, the typical value of the entanglement entropy of a single eigenstate has been shown to be a good discriminator of the two phases: the system’s entanglement follows a volume law in the ergodic phase (in line with the eigenstate thermalization hypothesis, see [30, 31] and the recent review [32]) and an

area law in the MBL phase [10]. The sample-to-sample fluctuations of the entanglement entropy have been instead shown [33] to be good locators of the transition, which has been put forward as a signal of the first-order nature of the transition. The entanglement spectrum [34] has proved in various situations to contain a lot more information than the entanglement entropy alone, and, where it is the case, it shows signatures of topological order.

In the context of MBL, the entanglement spectrum has been studied in some recent papers [35–37] (but see also in a similar setting [38]); when focusing on the MBL phase, these papers find power-law distributions for the entanglement spectrum (similar to those found in [11]), while in the ergodic phase the distribution is found similar to a Marchenko-Pastur distribution, which is the distribution of eigenvalues of reduced density matrices of random states [39–41]; Ref.[36] instead focuses on the level statistics of the entanglement spectrum revealing interesting details of the transition on the MBL side.

The aim of this paper is to show how the deviations of the probability distribution of the entanglement spectrum in the ergodic phase from the Marchenko-Pastur distribution provide an important characterization of the ergodic phase of such a disordered system and can be used to define a correlation length and predict the location and finite-size scaling exponents of the MBL transition. We will show that the entanglement spectrum therefore appears to be a crucial quantity, being able to identify even the most subtle correlations that are present in the ergodic phase of a disordered quantum system.

The tools developed in this work should be useful for future studies of disordered quantum systems in their delocalized phases.

*Model and definitions.* We consider what has become the *standard model* of MBL in one dimension: the spin-1/2 Heisenberg chain with random fields

$$H = -J \sum_{i=1}^L (s_i^x s_{i+1}^x + s_i^y s_{i+1}^y + \Delta s_i^z s_{i+1}^z) - \sum_{i=1}^L h_i s_i^z, \quad (1)$$

where we fix  $J = 1$ ,  $\Delta = 1$ , the random fields  $h_i$  are drawn from a uniform distribution in  $[-h, h]$ , and  $s^{xyz} = \frac{1}{2} \sigma^{xyz}$  ( $\sigma^k$  being the Pauli matrices). Furthermore, we choose to work in the subspace with total magnetization  $S^z = 0$ , whose dimension is  $\mathcal{N} = \binom{L}{L/2}$ . In the numerics we study  $L = 8$  to 18, and consider periodic boundary conditions. The localization transition happens, for these parameters, at  $h = h_c = 3.7(2)$  according to various numerical investigations [10, 12, 42].

We consider a single eigenstate of  $H$ ,  $|\psi\rangle$ , computed through the exact diagonalization of  $H$ , so that the corresponding eigenvalue is in the center of the energy spectrum; this can be obtained by targeting an energy  $E = \mathcal{N}^{-1} \text{Tr} H$  in a shift-invert diagonalization algorithm (this estimates the mean spectral energy and accounts for its finite size corrections). Not averaging over a number of eigenstates corresponding to the same disorder realization removes a source of correlation.

To study the entanglement properties we focus on half of the chain, of size  $L/2$ , indicated as region  $A$ , the complementary region will be  $B$ . We compute the reduced density matrix of this (pure) state as

$$\rho_A = \text{Tr}_B \rho = \text{Tr}_B |\psi\rangle\langle\psi| \quad (2)$$

and then find all its  $2^{L/2}$  eigenvalues  $\lambda_i$ ; this set (or better, the set of the logarithms  $\ln \lambda_i$ ) is called *the entanglement spectrum*. Because of the  $S_z = 0$  constraint, (2) is in a block-diagonal form. We obtain numerical data with  $10^6$  disorder realizations up to  $L = 14$ ,  $7.5 \cdot 10^4$  realizations for  $L = 16$  and 2,500 to 5,000 realizations for  $L = 18$ .

In the delocalized phase the eigenvalues are all of the same order. Because of the normalization condition  $\sum_i \lambda_i = 1$ , we have therefore  $\lambda_i \sim 2^{-L/2}$ . One can think of eigenvalues of order  $2^{-\ell}$  as coming from states entangled approximately uniformly over a region of  $\ell$  spins, therefore  $\log_2 \lambda_i$  can be thought of as a length scale. This intuition is centerpiece in the numerical methods which are based on the truncation of the reduced density matrix [43] (used in the context of MBL in [44]) and will be useful in the following. In the next section we will investigate the details of the distributions and the effects of increasing system size  $L$  and disorder  $h$ . As noticed in previous work [37], in the MBL phase ( $h > h_c$ ) the existence of a many-body localization length  $L_l(h)$  implies a

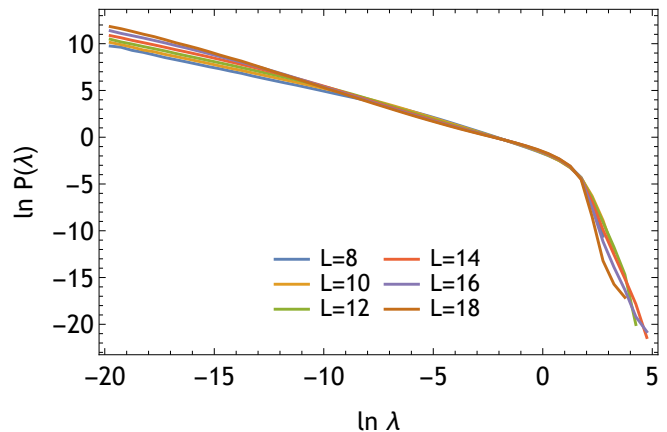


Figure 1. (Color online) Distribution of the rescaled entanglement spectrum at  $h = 1$ .

power-law distribution for the  $\lambda_i$ . In this paper we show the signs of another correlation length  $L_s(h)$  in the entanglement spectrum, that will appear in the sub-leading corrections for  $h < h_c$ , and which diverges at the critical point.

*Entanglement spectrum and its probability distribution.* As said before, in the delocalized phase the probability distribution will have a finite support and a mean value that scales as  $O(2^{-L/2})$ . We can then use the system-size rescaled eigenvalues  $2^{L/2} \lambda_i \rightarrow \lambda_i$ , so that the mean  $\langle \lambda \rangle = 1$  does not scale with the system size. Typically, one observes (scaled) distributions such as those displayed in Fig. 1 (obtained for  $h = 1$ ). If this scaling is observed, then it is easy to show that the entanglement entropy,  $S = -\sum_i \lambda_i \ln \lambda_i$ , reads

$$S(L) = \frac{\ln 2}{2} L - s_L, \quad (3)$$

where  $s_L \geq 0$  since the first term on the right-hand side is also the maximum value of  $S$ . The quantity  $s_L$  depends on the system size only through the distribution of the rescaled  $\lambda$ : if this distribution is independent of  $L$ , so is  $s_L$ . In the following we will indicate with  $\lambda$  the rescaled eigenvalues of the reduced density matrix.

Previous works [35, 37] noticed that in the delocalized phase, a substantial part of entanglement spectrum is well approximated at low disorder by a Marchenko-Pastur (MP) distribution

$$P(\lambda) = \frac{1}{2\pi} \sqrt{\frac{4-\lambda}{\lambda}}. \quad (4)$$

For MP, the constant in Eq. (3), in the thermodynamic limit, is  $s_\infty = 1/2$ . However, finite- $L$  corrections are important, and, if we assume that the corrections follow the same pattern as those in the MP distribution we should find

$$s_L \simeq s_\infty + c e^{-mL/2}, \quad (5)$$

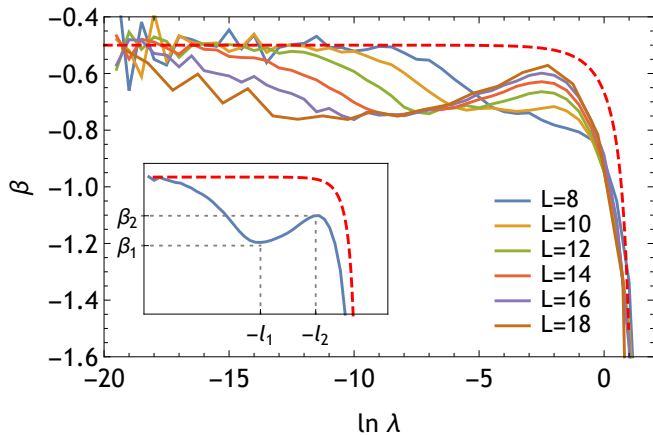


Figure 2. (Color online) Logarithmic derivative  $\beta$  at  $h = 1$ . The logarithmic derivative of the MP distribution is the dashed (red) line. Notice the presence of a minimum and a maximum for  $L \geq 12$ . We extract their coordinates by polynomially interpolating the numerical data, as exemplified in the inset. The asymptotic region of approach to the thermodynamic limit is obtained after the birth of a length scale  $L_s$  where a tricritical point is observed, which in this figure is  $L \simeq 10$ .

where for MP  $s_\infty = 1/2$ ,  $m = \ln 2$ ,  $c \simeq 0.38(9)$  ( $m$ ,  $c$  come from exact diagonalization of random Wishart matrices: an explicit calculation should be possible using methods of random matrix theory [39, 41, 45] and is left for future work). Notice that Eq. (5) is of the form of the corrections expected from quantum field theory (see [46] and references therein) where  $m$  is the mass of the lightest excitations. Using this form for the numerical data we find  $s_\infty \simeq 0.6(2)$  and  $m \simeq 0.3$  (around  $h = 1$ , with a small dependence on  $h$ ), therefore making evident that MP is *not* the limit of the rescaled eigenvalues distribution. In order to collect more evidence of the difference and studying the evolution of the entanglement spectrum to the MBL (critical) transition point we need to look at the whole distribution.

Although Eq. (5) might suggest a fast approach to the thermodynamic limit, we remark that the asymptotic limit is achieved when  $L$  is larger than a certain correlation length, which diverges as  $h \rightarrow h_c = 3.7$ . We will see how to identify this length, which we will call  $L_s(h)$ , and show that  $L_s \gtrsim 20$  already at  $h = 2.5$ , representing therefore the main roadblock to the observation of a true asymptotic region in current numerics. The width of the numerically accessible critical length demands that we understand more accurately the sub-leading corrections to the entanglement quantities in MBL, if we want some more informations on the theory of the critical point.

The remainder of this paper is focused on defining and studying this correlation length  $L_s(h)$  in the delocalized region, studying its divergence and the finite-size corrections which are associated with it.

To better characterize the distribution we consider its logarithmic derivative

$$\beta(\ln \lambda, h, L) = \frac{d \ln P}{d \ln \lambda}, \quad (6)$$

as a function of  $\ln \lambda$ . For the MP distribution it is  $\beta = -2/(4 - \lambda)$  and  $\beta \rightarrow -1/2, -\infty$ , respectively, when  $\log \lambda \rightarrow -\infty, \ln 4$ . One observes the peculiar behavior in Fig. 2 for  $\beta$  at  $h = 1$  that, we will argue, extends all the way to  $h < h_c = 3.7$ . For fixed  $h$  and for small  $L$ ,  $\beta$  is monotonically decreasing from  $-1/2$  at small  $\lambda$  to  $-\infty$  at large  $\lambda$  (see  $L = 8$  in Fig. 2). Precisely at  $L = L_s(h)$  (approximately  $L = 10$  in Fig. 2) a tricritical point is found where a minimum and a maximum are born; We set them at  $\ln \lambda = -\ell_{1,2}$  and set  $\beta(-\ell_{1,2}, L, h) = \beta_{1,2}$ , respectively (see inset in Fig. 2).

The tricritical point is the solution of the equations (the primes denote derivatives wrt  $\ln \lambda$ )

$$\begin{aligned} \beta'(\ln \lambda, L, h) &= 0, \\ \beta''(\ln \lambda, L, h) &= 0, \end{aligned} \quad (7)$$

yielding the solution  $(L_s, \ln \lambda = -\ell_1 = -\ell_2)$  as a function of  $h$ . These equations can be solved easily, once a polynomial interpolating function for  $\beta$  is obtained from the data. The main lesson to be learned from this observation is the existence of the length scales  $L_s, \ell_1, \ell_2$  (in  $L_s$ ,  $s$  stands for *spinodal*). Before going to the physical interpretation of these scales we look at the evolution for fixed  $h$  of the pairs  $(\ell_{1,2}, \beta_{1,2})$  when  $L \rightarrow \infty$ . As can be seen from Fig. 3, while the maximum  $\beta_2 \rightarrow -1/2$  (the MP value) and  $\ell_2 \rightarrow O(1)$ , the minimum  $\beta_1$  goes to a value which is dependent on  $h$  (for  $h = 1$ ,  $\beta_1 \rightarrow -0.8$ ), but it escapes to the arbitrarily small eigenvalue region, as  $\ell_1 \rightarrow \infty$ . We offer no explanation for this value of  $\beta_1$  but we notice, as  $h \rightarrow h_c$ , in our numerics it seems that  $\beta_1 \rightarrow -1$  (similarly to [11]).

The distribution  $P$  therefore gets closer to MP for  $\ln \lambda \geq \ell_2$ . The length scale  $\ell_2$  (as explained before,  $-\ln \lambda$  is to be considered a length scale) defines *bulk* properties and it is related to local length scales, describing for example the dynamics of local excitations which characterize the eigenvector and allow us to distinguish it from the eigenvector of a random matrix. The second, larger length scale  $\ell_1$ , which goes to  $\infty$  as  $L \rightarrow \infty$ , defines the effects on the distribution due to the size of the cut, hence *boundary* effects. The length scale  $L_s(h)$  is the minimum system size at which these two properties can be separated, and therefore it can be identified as the distance after which disturbances decay, or a *correlation length* (possibly the only one) of our system.

We plot  $L_s$  versus  $h$  in Fig. 4 and observe its divergence at the MBL phase transition. The fit (dashed red line) gives a result consistent with the data in [12]:

$$L_s(h) \simeq \frac{a}{(h_c - h)^\nu}, \quad (8)$$

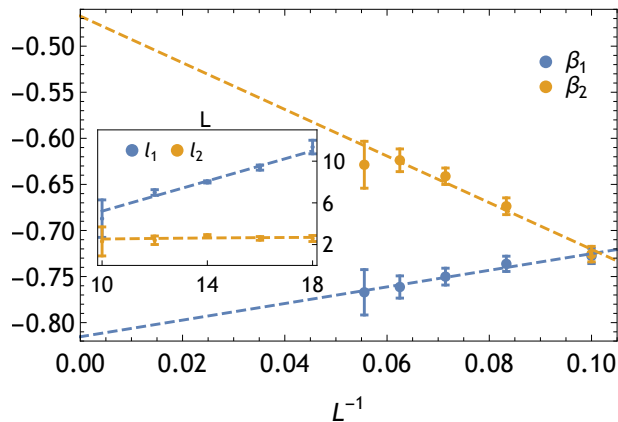


Figure 3. (Color online) Values of the local minimum and maximum  $\beta$  at  $h = 1$  as a function of the system size  $L$ . The value  $-1/2$  corresponds to the MP distribution. The corresponding points of local minimum and maximum  $\ell_{1,2}$  are shown in the inset.

where  $h_c = 3.7 \pm 0.4$  and  $\nu = 0.9 \pm 0.2$ ; fixing the transition point to  $h_c = 3.72$  we get the same values with much lower errors (in both cases  $a \approx 23$ ). Notice that this is a proper length, measured in lattice sites. Notice also that the critical exponents are close to 1. This value is again in agreement with what is found in the numerical literature, but inconsistent with a Harris-like bound in [47], which suggest  $\nu \geq 2$  and renormalization group analyses [48, 49] which gives  $\nu \simeq 3$ . We must remark however that, upon identification of the length  $L_s(h)$  which defines the beginning of the asymptotic region, the true critical exponents should be extracted by analyzing data at  $L \gg L_s(h)$  and  $h \lesssim h_c$ . Current technology allows  $L \leq 24$ , which means  $h < 2.8$ , therefore subleading corrections to the critical scaling might be substantial (an analog situation, in a similar context is observed in [50]). In particular a fit of the form  $L_s(h) \simeq a(h_c - h)^{-3}(1 - b_1(h_c - h) + b_2(h_c - h)^2)$  is a good alternative to (8) even with  $h_c = 3.72$  fixed (yielding  $b_1 \sim 2$ ). This situation is unfortunate but cannot be mended in absence of either a full theory of the critical point of MBL (providing with the nature of the subleading corrections due to irrelevant operators, in the language of renormalization group analysis) or some radically new numerical tools (e.g. a *quantum computer*) which allows to study eigenstates quantities for significantly larger system sizes (say  $L \sim 100$ ).

We now return to the subleading terms  $s_L$  in the entanglement entropy, discussing the finite size effects in this quantity as well. For  $h \lesssim h_c$ , if  $L \ll L_s(h)$  the system should show critical behavior. All indicators from previous works (like absence of level repulsion, statistics of eigenvalues, entanglement entropy etc. [12, 49, 51, 52]) show that the critical behavior is very similar to the MBL phase and that a jump of the entanglement en-

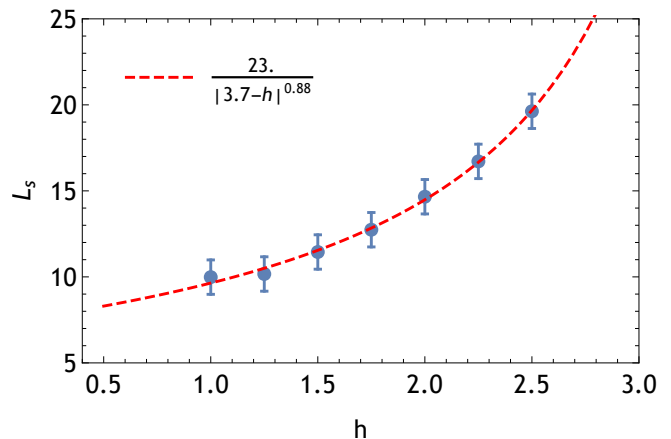


Figure 4. (Color online) System size  $L_s(h)$  at which the tricritical point is observed, as a function of  $h$ . The dashed line is a fit using Eq. (8); all the points  $h \geq 1$  are used in the fit.

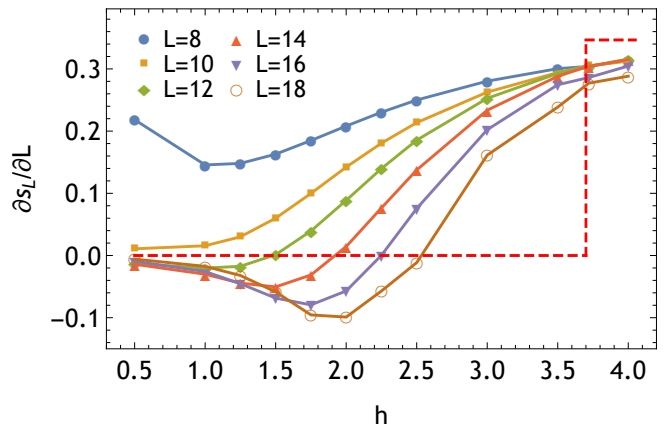


Figure 5. (Color online)  $\partial s_L(L, h) / \partial L$  calculated between  $L$  and  $L - 2$ . The dashed red line is the thermodynamic limit, assuming that the corrections in the delocalized region are given by (5).

trophy occurs at the transition. This is also consistent with studies of the (single particle) Anderson model on the Bethe lattice, which show a critical behavior indistinguishable from that of the localized region [53, 54]. So if  $L \ll L_s(h)$  the system shows localization properties. Since in the localized region  $S = o(L)$  (eigenstates in the MBL phase have area law [13–15]) this means that in (3)  $s_L = \frac{\ln 2}{2}L + o(L)$  and so  $\frac{\partial s_L}{\partial L} = \frac{\ln 2}{2} > 0$ . On the other hand, upon increasing  $L$ , if the finite-size corrections in  $s_L$  follow the pattern of the corrections in Eq.(5) we should observe, for  $L \gg L_s(h)$ ,  $\frac{\partial s_L}{\partial L} = -c \frac{m}{2} e^{-mL/2} < 0$  (notice that this phenomenon is independent of the precise value of the coefficients). Summarizing, we should see that, for fixed  $h$ , and hence  $L_s(h)$ , as we increase  $L$ ,  $\partial s_L / \partial L$  must go from positive to negative and then back to zero. This is exactly what is observed in Fig. 5. The value of  $L$  at which  $\partial s_L / \partial L = 0$  is proportional

to  $L_s$  (the constant of proportionality being very close to 1), as is the position of the minimum of  $\partial s_L/\partial L$  (the constant here is close to 1.3).

*Conclusions and perspectives.* We analyzed the distribution of the entanglement spectrum of a single eigenstate of a spin-1/2 Heisenberg chain with random magnetic fields, identifying the finite-size corrections and the phase transition to an MBL phase. Our central result is the identification of three length scales: the first one  $L_s(h)$  determines the minimum system size at which one can separate bulk and boundary effects; the other two  $\ell_1, \ell_2$  are born at  $L = L_s(h)$ , but while the first one ( $\ell_1$ ) diverges as  $L \rightarrow \infty$  and defines the boundary effects, the second one ( $\ell_2$ ) remains finite in that limit and determines the entanglement properties of local dynamics. We have developed new precision tools for the study of the distribution of the entanglement spectrum and we foresee that they will be useful for the analysis of the numerics of many other models, both disordered and clean.

The study of the size dependence of the entanglement entropy of a finite region [46, 55–57] can reveal a lot about the critical theory underlying the MBL transition, which is, currently, unknown. Although MBL transitions (in particular because of the infinite temperature) are not the natural setting where quantum field theory has been applied, an effective model which uses the emergent scale invariance at  $h_c$  probably has a natural description in terms of QFT. If this is the case, the study of entanglement in MBL can be the back-door to develop a QFT of the MBL transition.

### Acknowledgements

We would like to thank B.L. Altshuler, P. Calabrese, A. De Luca, D.A. Huse, F. Slanina and M. Schiulaz for useful discussions. FP would also like to thank ICTP for hospitality during the completion of this work. SP was partially supported by INFN through the project “QUANTUM”.

- 
- [1] I. Bloch, J. Dalibard, and W. Zwerger, *Reviews of Modern Physics* **80**, 885 (2008).
- [2] J. I. Cirac and P. Zoller, *Physical Review Letters* **74**, 4091 (1995).
- [3] R. Barends, A. Shabani, L. Lamata, J. Kelly, A. Mezzacapo, U. Las Heras, R. Babbush, A. Fowler, B. Campbell, Y. Chen, *et al.*, *Nature* **534**, 222 (2016).
- [4] D. Basko, I. Aleiner, and B. Altshuler, *Annals of Physics* **321**, 1126 (2006).
- [5] V. Oganesyan and D. Huse, *Physical Review B* **75**, 155111 (2007).
- [6] R. Nandkishore and D. A. Huse, arXiv preprint arXiv:1404.0686 (2014).
- [7] E. Abrahams, *50 years of Anderson Localization*, Vol. 24 (World Scientific, 2010).
- [8] M. Znidaric, A. Scardicchio, and V. K. Varma, *Physical Review Letters* **117**, 040601 (2016).
- [9] A. Leroze, V. K. Varma, F. Pietracaprina, J. Goold, and A. Scardicchio, arXiv preprint arXiv:1511.09144 (2015).
- [10] A. Pal and D. A. Huse, *Physical Review B* **82**, 174411 (2010).
- [11] A. De Luca and A. Scardicchio, *EPL (Europhysics Letters)* **101**, 37003 (2013).
- [12] D. J. Luitz, N. Laflorencie, and F. Alet, *Physical Review B* **91**, 081103 (2015).
- [13] M. Žnidarič, T. Prosen, and P. Prelovšek, *Physical Review B* **77**, 064426 (2008).
- [14] J. H. Bardarson, F. Pollmann, and J. E. Moore, *Physical Review Letters* **109**, 017202 (2012).
- [15] M. Serbyn, Z. Papić, and D. A. Abanin, *Physical Review Letters* **110**, 260601 (2013).
- [16] J. Goold, C. Gogolin, S. Clark, J. Eisert, A. Scardicchio, and A. Silva, *Physical Review B* **92**, 180202 (2015).
- [17] F. Iemini, A. Russomanno, D. Rossini, A. Scardicchio, and R. Fazio, arXiv preprint arXiv:1608.08901 (2016).
- [18] D. A. Huse, R. Nandkishore, and V. Oganesyan, *Physical Review B* **90**, 174202 (2014).
- [19] M. Serbyn, Z. Papić, and D. A. Abanin, *Physical Review Letters* **111**, 127201 (2013).
- [20] A. Chandran, I. H. Kim, G. Vidal, and D. A. Abanin, *Physical Review B* **91**, 085425 (2015).
- [21] V. Ros, M. Müller, and A. Scardicchio, *Nuclear Physics B* **891**, 420 (2015).
- [22] J. Imbrie, V. Ros, and A. Scardicchio, arXiv preprint arXiv:1609.08076 (2016).
- [23] R. Nandkishore and D. A. Huse, arXiv preprint arXiv:1404.0686 (2014).
- [24] B. Altshuler, H. Krovi, and J. Roland, *Proceedings of the National Academy of Sciences* **107**, 12446 (2010).
- [25] S. Knysh and V. Smelyanskiy, arXiv preprint arXiv:1005.3011 (2010).
- [26] C. R. Laumann, R. Moessner, A. Scardicchio, and S. Sondhi, *The European Physical Journal Special Topics* **224**, 75 (2015).
- [27] L. Amico, R. Fazio, A. Osterloh, and V. Vedral, *Reviews of Modern Physics* **80**, 517 (2008).
- [28] R. Horodecki, P. Horodecki, M. Horodecki, and K. Horodecki, *Reviews of Modern Physics* **81**, 865 (2009).
- [29] G. De Tomasi, S. Bera, J. H. Bardarson, and F. Pollmann, arXiv preprint arXiv:1608.07183 (2016).
- [30] M. Srednicki, *Physical Review E* **50**, 888 (1994).
- [31] J. Deutsch, *Physical Review A* **43**, 2046 (1991).
- [32] L. D’Alessio, Y. Kafri, A. Polkovnikov, and M. Rigol, arXiv preprint arXiv:1509.06411 (2015).
- [33] J. A. Kjäll, J. H. Bardarson, and F. Pollmann, *Physical Review Letters* **113**, 107204 (2014).
- [34] H. Li and F. D. M. Haldane, *Physical Review Letters* **101**, 010504 (2008).
- [35] Z.-C. Yang, C. Chamon, A. Hamma, and E. R. Mucciolo, *Physical Review Letters* **115**, 267206 (2015).
- [36] S. D. Geraedts, R. Nandkishore, and N. Regnault, *Physical Review B* **93**, 174202 (2016).
- [37] M. Serbyn, A. A. Michailidis, D. A. Abanin, and Z. Papić, arXiv preprint arXiv:1605.05737 (2016).
- [38] M. Fagotti, P. Calabrese, and J. E. Moore, *Physical Review B* **83**, 045110 (2011).

- [39] P. Facchi, U. Marzolino, G. Parisi, S. Pascazio, and A. Scardicchio, *Physical Review Letters* **101**, 50502 (2008).
- [40] M. Znidaric, T. Prosen, G. Benenti, and G. Casati, *Journal of Physics A: Mathematical and Theoretical* **40**, 13787 (2007).
- [41] A. De Pasquale, P. Facchi, G. Parisi, S. Pascazio, and A. Scardicchio, *Physical Review A* **81**, 052324 (2010).
- [42] F. Pietracaprina, V. Ros, and A. Scardicchio, *Physical Review B* **93**, 054201 (2016).
- [43] U. Schollwöck, *Reviews of Modern Physics* **77**, 259 (2005).
- [44] X. Yu, D. Pekker, and B. K. Clark, arXiv preprint arXiv:1509.01244 (2015).
- [45] S. N. Majumdar, C. Nadal, A. Scardicchio, and P. Vivo, *Physical Review Letters* **103**, 220603 (2009).
- [46] B. Doyon, *Physical Review Letters* **102**, 031602 (2009).
- [47] A. Chandran, C. Laumann, and V. Oganesyan, arXiv preprint arXiv:1509.04285 (2015).
- [48] R. Vosk, D. A. Huse, and E. Altman, *Physical Review X* **5**, 031032 (2015).
- [49] A. C. Potter, R. Vasseur, and S. Parameswaran, *Physical Review X* **5**, 031033 (2015).
- [50] H. Obuse, I. A. Gruzberg, and F. Evers, *Physical Review Letters* **109**, 206804 (2012).
- [51] X. Yu, D. J. Luitz, and B. K. Clark, arXiv preprint arXiv:1606.01260 (2016).
- [52] V. Khemani, S. Lim, D. Sheng, and D. A. Huse, arXiv preprint arXiv:1607.05756 (2016).
- [53] A. D. Mirlin and Y. V. Fyodorov, *Nuclear Physics B* **366**, 507 (1991).
- [54] A. De Luca, B. Altshuler, V. Kravtsov, and A. Scardicchio, *Physical Review Letters* **113**, 046806 (2014).
- [55] C. Holzhey, F. Larsen, and F. Wilczek, *Nuclear Physics B* **424**, 443 (1994).
- [56] P. Calabrese and J. Cardy, *Journal of Statistical Mechanics: Theory and Experiment* **2004**, P06002 (2004).
- [57] J. Cardy and P. Calabrese, *Journal of Statistical Mechanics* **1004**, P04023 (2010).