

Improving PageRank for Local Community Detection

Alexandre Holloco
INRIA
Paris, France
alexandre.holloco@inria.fr

Thomas Bonald
Telecom Paristech
Paris, France
thomas.bonald
@telecom-paristech.fr

Marc Lelarge
INRIA-ENS
Paris, France
marc.lelarge@ens.fr

ABSTRACT

Community detection is a classical problem in the field of graph mining. While most algorithms work on the entire graph, it is often interesting in practice to recover only the community containing some given set of *seed* nodes. In this paper, we propose a novel approach to this problem, using some low-dimensional embedding of the graph based on random walks starting from the seed nodes. From this embedding, we propose some simple yet efficient versions of the PageRank algorithm as well as a novel algorithm, called WalkSCAN, that is able to detect multiple communities, possibly overlapping. We provide insights into the performance of these algorithms through the theoretical analysis of a toy network and show that WalkSCAN outperforms existing algorithms on real networks.

Keywords

Community detection; Random walks; Graph embedding

1. INTRODUCTION

Community detection is a fundamental problem in the field of graph mining [14], with applications to the analysis of social, information or biological networks. The objective is to find dense clusters of nodes, the underlying *communities* of the graph. While most existing algorithms work on the entire graph [15][3][17][11], it is often irrelevant in practice to cluster all nodes. A more practically interesting problem is to detect the community to which a given set of nodes, the so-called *seed set*, belong. This problem, known as *local community detection* or *seed set expansion*, is particularly relevant in large graphs where the exploration of the whole network is computationally expensive, if not impossible. It is also motivated by the recent empirical results in [7], showing that the community structure of real networks is much more intricate than a simple partition, as implicitly assumed by most algorithms working on the entire graph.

The problem of local community detection consists in recovering some unknown community C in a graph given some

subset $S \subset C$ of these nodes, the seed set, which may be provided by an expert for instance [9]. A simple approach to this problem is to add at each step the most important node according to some goodness metric [5][10][4][13]. Another class of algorithms use random walks starting from the seed set [9][1][8][12]. For instance, the classical PageRank algorithm can be combined with some stopping criterion based on a goodness metric, like conductance or modularity [19][18][2].

In the present paper, we propose a novel approach to this problem. Specifically, we use a random walk of T steps starting from the seed set S to embed the graph in a vector space of dimension T , for some $T \geq 2$. We notice that the PageRank algorithm can simply be viewed as a linear classifier in this vector space. In practice, no more than 3 steps are sufficient to attain most of PageRank's power on real networks [9], which suggests that the vector space can be of low dimension, say $T = 2$ or 3. Based on these observations, we propose some simple yet efficient versions of PageRank, like a parameter-free version called LexRank, consisting in ranking nodes according to the lexicographical order in the embedding space rather than to their PageRank values. Our main contribution is a novel algorithm, called WalkSCAN, that clusters the nodes in the embedding space using the popular DBSCAN algorithm [6].

A key feature of WalkSCAN is to output multiple communities, possibly overlapping. If the seed set S spreads over multiple communities, say $\cup_{i \in I} C_i$, the clustering algorithm allows WalkSCAN to recover these different communities $(C_i)_{i \in I}$, provided there are enough seed nodes in each of these communities. This is the main reason why WalkSCAN outperforms existing algorithms like PageRank on real networks, whose community structure is very complex [16][7]. Moreover, our numerical results show that WalkSCAN is robust against errors, in the sense that it is generally able to recover the target community C even if the seed set S contains some nodes outside C .

The rest of the paper is organized as follows. In the next section, we describe the graph embedding based on random walks and the resulting algorithms, including LexRank and WalkSCAN. Some insights into the performance of these algorithms are provided in Section 3 through the theoretical analysis of the embedding on a toy network. The numerical experiments on real networks are presented in Section 4. Section 5 concludes the paper.

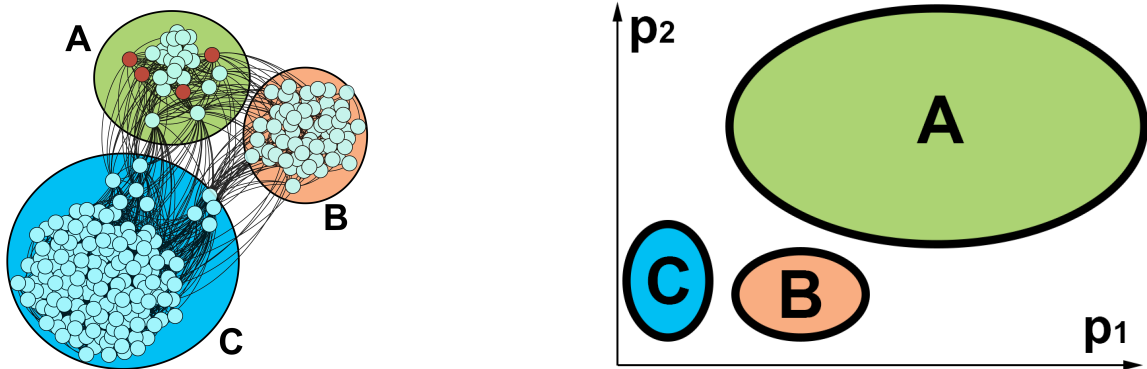


Figure 1: Illustration of the random walk embedding with $T = 2$. The left figure shows a network with three communities A , B and C , where four seed nodes were picked in A (nodes in red). The right figure illustrates the result of the embedding using random walks of length 2 starting from the seed nodes. We see that nodes are mapped to three distinct zones in the embedding space that correspond to communities A , B and C .

2. ALGORITHMS

In this section, we first describe our graph embedding based on random walks starting from the seed set. We then use this embedding to revisit the properties of the PageRank algorithm and to propose two simple variants of this algorithm, namely PageRankThreshold and LexRank, as well as a novel algorithm, called WalkSCAN.

2.1 Graph embedding

Let $G = (V, E)$ be an undirected graph. Nodes are assumed to be organized in communities, in the sense that nodes belonging to the same community tend to be more connected than with the rest of the graph [14]. The communities are unknown and the objective is to recover a target community C given some seed set $S \subset C$. We denote by \hat{C} the output set.

A classical approach to this problem consists in using random walks starting from the seed set S . Specifically, we choose a node in S uniformly at random and walk in the graph choosing a neighbor of the current node uniformly at random. We use $p_t(v)$ to denote the probability for the walk to be in node v at time t . The vector p is initialized with $p_0(v) = 1_S(v)/|S|$, where $1_S(v) = 1$ if $v \in S$ and 0 otherwise. Then, we have at any time t :

$$p_{t+1}(v) = \sum_{u \in V} \frac{A_{u,v}}{d(u)} p_t(u),$$

where A denotes the adjacency matrix of the graph and $d(u) = \sum_v A_{u,v}$ the degree of node u .

From these probabilities, we define a simple embedding that maps each node of $v \in V$ to its random walk probabilities up to some specified time horizon T :

$$v \in V \mapsto \mathbf{p}(v) = (p_1(v), \dots, p_T(v)) \in [0, 1]^T$$

The time horizon can be made very short to limit the exploration of the graph, say $T = 2$ or 3. It turns out that the graph embedding is meaningful even in this case. Taking $T = 2$ for instance, the respective probabilities for some node v to be reached after one and two steps should be much higher if $v \in C$. Thus we expect the different communities around the seed nodes to be mapped to distinct zones of the embedding space $[0, 1]^2$, as illustrated by Figure 1.

By clustering the points in the embedding space, we should be able to recover the target community C . This is the idea of our algorithm WalkSCAN, described below. Before that, we revisit PageRank by interpreting it as a simple linear classifier in the embedding space and propose some simple yet efficient versions of this algorithm.

2.2 Understanding PageRank

The PageRank algorithm

The PageRank algorithm is a classical algorithm for local community detection [9][21]. It is based on a random walk similar to that described above except that it goes to a neighbor of the current node with probability α and to a node chosen uniformly at random in the seed set S with probability $1 - \alpha$. The parameter α is known as the *damping factor* and is typically set to 0.85. This algorithm is sometimes referred to as *personalized* PageRank to make the difference with the original PageRank algorithm, corresponding to the case $S = V$. We use the simple name PageRank, as it is common in the literature.

Let $r_t(v)$ be the probability for the walk to be in node v at time t . The vector r is initialized by $r_0(v) = 1_S(v)/|S|$ as before but now

$$r_{t+1}(v) = (1 - \alpha)r_0(v) + \alpha \sum_{u \in V} \frac{A_{u,v}}{d(u)} r_t(u).$$

The PageRank algorithm ranks the nodes v by decreasing value of $r_T(v)$, for some given time horizon T . Let v_k the node of rank k . A collection of sets is defined by $S_k = \{v_1, \dots, v_k\}$, for all k such that $r_T(v_k) > 0$. The algorithm then returns the best set $S \cup S_k$ according to some scoring function f , that is the set $\hat{C} = S \cup S_{k^*}$ with

$$k^* = \arg \max_k f(S \cup S_k).$$

This last step is called the *sweep* algorithm. Many different objective functions f can be used for this purpose [21], the most popular function being conductance [1]. Note that some algorithms order nodes by decreasing value of $r_T(v)/d(v)$ instead of $r_T(v)$. Theoretical guarantees are then available for the sweep algorithm [2] but the practical relevance of this modified version of PageRank has recently been

questioned [9].

PageRank in the embedding space

It is straightforward to verify that the PageRank $r_T(v)$ of any node $v \notin S$ can be written

$$r_T(v) = \sum_{t=0}^{T-1} (1-\alpha)\alpha^t p_t(v) + \alpha^T p_T(v).$$

Thus the PageRank algorithm has a direct interpretation in the embedding space; it returns the nodes v that are above the hyperplane of equation:

$$\sum_{t=1}^{T-1} (1-\alpha)\alpha^t p_t(v) + \alpha^T p_T(v) = \lambda,$$

for a parameter λ that maximizes the score function f .

Considering the example of Figure 1 with $T = 2$, we see that, for some suitable values for the parameters α and λ , we are able to recover the target community by taking nodes above the line of equation:

$$(1-\alpha)p_1 + \alpha p_2 = \frac{\lambda}{\alpha}.$$

Note that the damping factor α characterizes the slope of this line. In particular, it allows one to control the respective weights of p_1 and p_2 in the PageRank value of each node: when $\alpha \rightarrow 0$, the line is vertical and only p_1 is used whereas when $\alpha \rightarrow 1$, the line is horizontal only p_2 is used. The default value $\alpha = 0.85$ gives $\alpha/(1-\alpha) \approx 5.7$ more weight to p_2 than to p_1 . The parameter λ depends on the local structure of the graph around the seed set S since it is chosen so as to maximize some score function, like the conductance.

2.3 Simplifying PageRank

Given the above observations, it is natural to propose the following simple variants of the PageRank algorithm.

PageRankThreshold

The first idea is to use some fixed threshold λ , which becomes a parameter of the algorithm. We refer to this algorithm as PageRankThreshold.

Algorithm 1 PageRankThreshold

Require: Graph $G = (V, E)$, seed set $S \subset V$, T, α, λ .

- 1: Compute the PageRank value $r_T(v)$ of each node v .
 - 2: **return** $\hat{C} = S \cup \{v : r_T(v) > \lambda\}$.
-

PageRankThreshold is much faster than PageRank, as it does not require to compute the score $f(S \cup S_k)$ for each k such that $r_T(v_k) > 0$, the complexity of the score function being typically of the order of the total degree of the considered set. Of course, this leaves open the question of the choice of λ . However, in a semi-supervised learning setting where we have access to some ground-truth communities in the network, the optimal value for λ can be computed based on these ground-truth communities and used in the rest of the network. We implement this idea in Section 4.

LexRank

The second idea consists in keeping the objective function f but removing the damping factor α in order to make the PageRank algorithm parameter free (except for the time

horizon T , typically set to $T = 2$ or 3). We then need to find a ranking of the nodes in order to apply the sweep algorithm. Recall that in PageRank with $T = 2$ and $\alpha = 0.85$, the sweep algorithm boils down to a linear separation of the points $(p_1(v), p_2(v))$, where $p_2(v)$ is given more weight than $p_1(v)$. It can be argued that $p_1(v)$ (positive for neighbors of the seed nodes) should actually be given more weight than $p_2(v)$. We give it the highest weight by applying the lexicographical order¹ in the embedding space. We refer to this algorithm as LexRank.

Algorithm 2 LexRank

Require: Graph $G = (V, E)$, seed set $S \subset V$, T , objective function f .

- 1: Compute the random walk vector $\mathbf{p}(v)$ of each node v .
 - 2: Rank nodes v by decreasing value of $\mathbf{p}(v)$ in the lexicographical order. Denote by v_k the node of rank k .
 - 3: **return** $\hat{C} = S \cup S_{k^*}$ with $S_k = \{v_1, \dots, v_k\}$ and $k^* = \arg \max_k f(S \cup S_k)$.
-

In words, LexRank first compares the probabilities $p_1(v)$ to be at one step from the seed set, then the probabilities $p_2(v)$ to be at two steps from the seed set, and so on, whereas PageRank compares linear combinations of these probabilities, with weights depending on the damping factor.

2.4 WalkSCAN

We now define our local community detection algorithm, called WalkSCAN, which fully exploits the graph embedding $v \mapsto \mathbf{p}(v)$ defined above. A clear limitation of PageRank is the use of a linear classifier to cluster nodes in the embedding space. The idea of WalkSCAN is to group nodes that are close to each other in the embedding space. In particular, WalkSCAN may output multiple communities, possibly overlapping, and thus reveal the complex community structure of the graph. These communities are considered in reverse lexicographical order on their mean value in the embedding space, the first community in this order being the more relevant.

To be more precise, let K_1, \dots, K_J be the connected components of size at least 2 in the graph $G' = (V', E')$ defined by:

$$V' = \{v \in V : \mathbf{p}(v) \neq 0\},$$

$$E' = \{(u, v) \in V' \times V' : \|\mathbf{p}(u) - \mathbf{p}(v)\| \leq d\},$$

where $d > 0$ is a distance parameter, and $\|\cdot\|$ is the euclidean norm. Hence, two nodes u and v are in the same connected component K_j if and only if there exists a path between u and v of points that are within distance d of each other in the embedding space. We also define the set of *outliers* \mathcal{O} as the set of nodes of V' that do not belong to any set K_1, \dots, K_J . Note that this approach is a special case of the popular clustering algorithm DBSCAN [7] with parameters $\epsilon = d$ and $\text{minSize}=2$.

Each component K_j is the *core* of some community \hat{C}_j , which is obtained from K_j by adding the outliers having at least one neighbor in K_j in the original graph G . Note that whereas the sets K_j are disjoint, an outlier can have neighbors in different community cores, so that WalkSCAN may output overlapping communities.

¹ $u \prec v$ for this order if for some $s \in \{1, \dots, T\}$, $p_t(u) = p_t(v)$ for all $t < s$ and $p_s(u) < p_s(v)$.

Algorithm 3 WalkSCAN

Require: Graph $G = (V, E)$, seed set $S \subset V$, T, d .

- 1: Compute the random walk vector $\mathbf{p}(v)$ of each node v .
 - 2: Create the graph $G' = (V', E')$ with:
 - $V' = \{v \in V : \mathbf{p}(v) \neq 0\}$
 - $E' = \{(u, v) \in V' \times V' : \|\mathbf{p}(u) - \mathbf{p}(v)\| \leq d\}$
 - 3: Compute the connected components of G' . Let K_1, \dots, K_J be the components of size ≥ 2 and \mathcal{O} the set of isolated nodes in V' .
 - 4: Add neighboring nodes from \mathcal{O} to each community: $\hat{C}_j \leftarrow K_j \cup (\text{Nei}_G(K_j) \cap \mathcal{O})$ for all j .
 - 5: Compute $\hat{\mathbf{p}}_j = \frac{1}{|\hat{C}_j|} \sum_{v \in \hat{C}_j} \mathbf{p}(v)$ for all j .
 - 6: **return** $\hat{C}_1, \dots, \hat{C}_J$ in reverse lexicographical order of $\hat{\mathbf{p}}_1, \dots, \hat{\mathbf{p}}_J$.
-

3. ANALYSIS

In this section, we show on a toy network consisting of overlapping cliques that clusters of nodes in the embedding space correspond to these cliques, even in the simplest case where $T = 2$. We demonstrate that this property still holds when we add noise to the model, and deduce some insights into the behavior of our algorithms. Then, we qualitatively compare the results obtained in the analysis to observations in a real-world network.

3.1 Embedding of a toy network

Overlapping cliques

First, we consider the case of two overlapping cliques isolated from the rest of the graph. Let V be a set of nodes, and C_1 and C_2 be two subsets of V such that $C_1 \cap C_2 \neq \emptyset$. We assume that C_1 and C_2 form cliques and are disconnected from $V \setminus (C_1 \cup C_2)$. The adjacency matrix A of the graph satisfies:

$$A_{u,v} = \begin{cases} 1 & \text{if } u, v \in C_1 \text{ or } u, v \in C_2, \\ 0 & \text{otherwise.} \end{cases}$$

Assume that C_1 is the target community and that $S \subset C_1$, with $S \cap (C_1 \setminus C_2) \neq \emptyset$. We take $T = 2$ for simplicity; the analysis can be easily extended to the case $T \geq 3$. We show in Appendix A that there exists three vectors $\mathbf{p}_{1 \cap 2}$, $\mathbf{p}_{1 \setminus 2}$ and $\mathbf{p}_{2 \setminus 1}$ in \mathbb{R}^2 such that, for all $v \in V \setminus S$,

$$\mathbf{p}(v) = \begin{cases} \mathbf{p}_{1 \cap 2} & \text{if } v \in C_1 \cap C_2, \\ \mathbf{p}_{1 \setminus 2} & \text{if } v \in C_1 \setminus C_2, \\ \mathbf{p}_{2 \setminus 1} & \text{if } v \in C_2 \setminus C_1, \\ 0 & \text{otherwise.} \end{cases}$$

These vectors satisfy $\mathbf{p}_{1 \cap 2} \geq \mathbf{p}_{1 \setminus 2}, \mathbf{p}_{2 \setminus 1}$ componentwise so that both PageRank and PageRankThreshold would recover either $C_1 \cap C_2$, C_1 or C_2 , or $C_1 \cup C_2$, depending on the sweep algorithm or the threshold λ , the output C_1 or C_2 depending on the damping factor α and the respective sizes of these communities compared to their intersection. Since $\mathbf{p}_{1 \cap 2} \succ \mathbf{p}_{1 \setminus 2} \succ \mathbf{p}_{2 \setminus 1}$ for the lexicographical order, LexRank will always recover either $C_1 \cap C_2$, C_1 or $C_1 \cup C_2$, depending on the sweep algorithm, which suggests that this algorithm is less sensitive to the respective sizes of the communities.

Now defining

$$d_1 = \|\mathbf{p}_{1 \setminus 2} - \mathbf{p}_{1 \cap 2}\|, \quad (1)$$

$$d_2 = \min(\|\mathbf{p}_{2 \setminus 1} - \mathbf{p}_{1 \setminus 2}\|, \|\mathbf{p}_{2 \setminus 1} - \mathbf{p}_{1 \cap 2}\|), \quad (2)$$

we have $d_1 < d_2$ if $|S \cap C_1 \cap C_2|$ is small enough compared to $|S \cap (C_1 \setminus C_2)|$ (see Appendix A). If the distance parameter of WalkSCAN satisfies $d < d_1 < d_2$, we have three core sets corresponding to $C_1 \cap C_2$, $C_1 \setminus C_2$ and $C_2 \setminus C_1$, and the two communities C_1 and C_2 can be fully recovered: WalkSCAN outputs $C_1 \cap C_2$, $C_1 \setminus C_2$ and $C_2 \setminus C_1$ in this order, which allows to recover both communities C_1 , C_2 and their intersection. If $d_1 < d < d_2$, we have two core sets corresponding to C_1 and $C_2 \setminus C_1$ and WalkSCAN will output C_1 and $C_2 \setminus C_1$ in this order. Next, we study a more realistic model obtained by removing edges in the cliques or by adding edges between $C_1 \cup C_2$ and $V \setminus (C_1 \cup C_2)$.

From cliques to quasi-cliques

Consider a model where k edges are removed from C_1 or C_2 , which is more representative of real-world networks where communities are dense sets but not cliques in general. Assume that $S \subset C_1 \setminus C_2$. Denoting by $\bar{\mathbf{p}}(v)$ the initial graph embedding, without removing these edges, we show in Appendix B that

$$\|\mathbf{p}(v) - \bar{\mathbf{p}}(v)\| \leq d_2$$

for all nodes v but k in the worst case scenario, provided k is small enough compared to $|C_1|$. Thus, if the distance parameter of WalkSCAN satisfies $d_1 < d < d_2$, where d_1 and d_2 are defined by (1)-(2) (for the cliques), the algorithm will output C_1 and $C_2 \setminus C_1$ in this order.

Adding external links

Now consider the two-clique model where l edges are added between nodes of $C_1 \cup C_2$ and nodes of $V \setminus (C_1 \cup C_2)$. We show in Appendix C that

$$\begin{aligned} \|\mathbf{p}(v) - \bar{\mathbf{p}}(v)\| &< d_2 \quad \text{for } v \in C_1 \cup C_2, \\ p_2(v) &\leq \min((\mathbf{p}_{1 \cap 2})_2, (\mathbf{p}_{1 \setminus 2})_2, (\mathbf{p}_{2 \setminus 1})_2) - d \quad \text{otherwise,} \end{aligned}$$

provided $|C_1|/l$ is large enough. Thus, if $d_1 < d < d_2$, WalkSCAN will output C_1 and $C_2 \setminus C_1$ in this order.

3.2 Embedding of a real-world network

In Figure 2, we plot the embedding $(p_1(v), p_2(v))$ of the DBLP graph for a seed set S consisting of two nodes in a given ground-truth community, say C_1 (see Section 4 for details on the dataset). One of these nodes belongs to another community C_2 . We observe groups of nodes sharing the same feature values in the embedding space, represented by disks, and nodes with singular values in the embedding space, represented by triangles.

The results correspond qualitatively to the above analysis. Depending on the sweep algorithm or the threshold λ , PageRank, PageRankThreshold and LexRank will approximately output either $C_1 \cap C_2$, C_1 or $C_1 \cup C_2$, LexRank being more efficient for identifying $C_2 \setminus C_1$. By clustering points in the embedding space, WalkSCAN is able to recover the complete community structure, namely C_1 , C_2 and their intersection, up to some isolated points, depending on the distance parameter d .

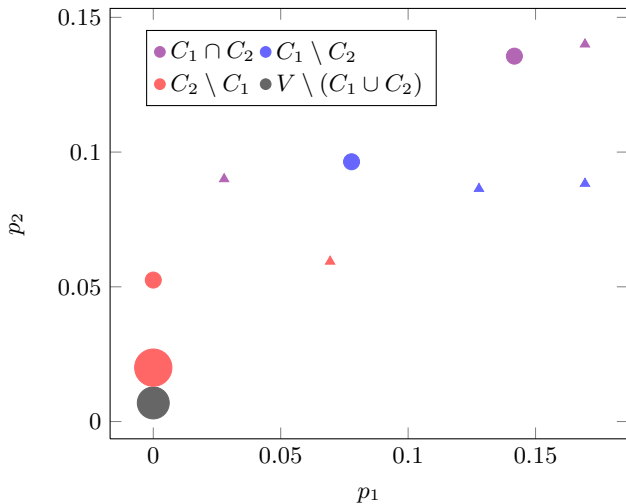


Figure 2: Graph embedding for two overlapping communities C_1, C_2 of the DBLP dataset. Disks correspond to sets of nodes, triangles to isolated nodes. Colors indicate the sets to which each node belongs.

4. EXPERIMENTAL RESULTS

We now analyse the performance of our algorithms through numerical experiments on real networks.

4.1 Benchmark

Datasets

We use two datasets of real networks available from the Stanford Social Network Analysis Project (SNAP) [21]: DBLP (graph of co-authorship) and YouTube (online social graph). These datasets, whose main features are given in Table 1, include ground-truth community memberships that we use to measure the quality of the results. We use the top 5000 communities in each of these datasets for our benchmarks.

Dataset	Nodes	Edges	Communities
DBLP	317,080	1,049,866	13,477
YouTube	1,134,890	2,987,624	8,385

Table 1: Main features of the considered datasets.

Algorithms

We perform experiments for PageRank (PR), WalkSCAN (WS), PageRankThreshold (PRT) and LexRank (LR). We use the conductance as the objective function for both PageRank and LexRank. The threshold parameter λ of PageRankThreshold is optimized based on half of the available communities of each dataset, according to the envisaged semi-supervised learning setting for this algorithm. We have implemented all these algorithms in C++ and made them available on GitHub².

We use the value $T = 3$ for PageRank, LexRank and PageRankThreshold because we have observed that greater values of T do not bring significantly better results. This

²<https://github.com/ahollocou/walkscan>

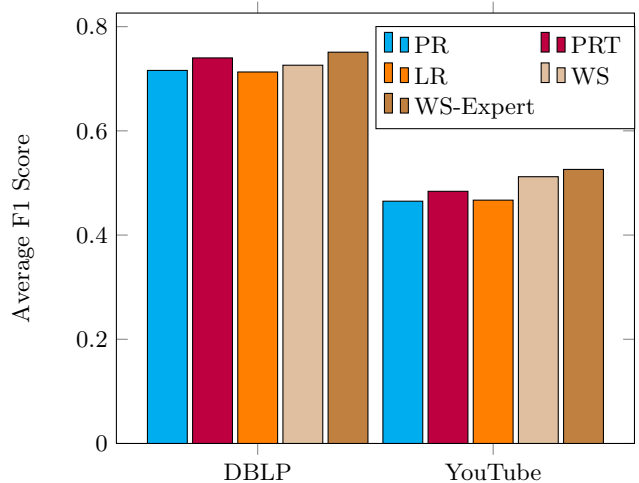


Figure 3: Benchmark on real-networks from SNAP.

corroborates the results of [9] concerning PageRank. For WalkSCAN, we take $T = 2$, which turns out to provide the best results (although the results are very similar for $T = 3$).

Note that we do not included LEMON [12] and Heat Kernel [8] in our benchmark because our experiments have shown that they never outperform PageRank.

Performance metric

We use the F1-Score to evaluate the performance of the algorithms. The F1-Score $F1(\hat{C}, C)$ of the output \hat{C} for the target community C is the harmonic mean of the precision and the recall of \hat{C} with respect to C :

$$F1(\hat{C}, C) = H(\text{precision}(\hat{C}, C), \text{recall}(\hat{C}, C))$$

where $H(a, b) = \frac{2ab}{a+b}$ and

$$\text{precision}(\hat{C}, C) = \frac{|\hat{C} \cap C|}{|\hat{C}|}, \quad \text{recall}(\hat{C}, C) = \frac{|\hat{C} \cap C|}{|C|}.$$

4.2 Recovering a single community

For each dataset and each ground-truth community C , we choose a random subset S of C of size $\lceil |C|/10 \rceil$ as the seed set and compute the F1 score of each algorithm. The results are averaged over the N ground-truth communities (recall that we take $N = 5000$ for each dataset).

A basic approach to assess the performance of WalkSCAN is to consider only the first community returned by the algorithm. This is a bit restrictive, however, since valuable information can be retrieved from the other communities returned by the algorithm. If we have access to some experts for instance, one may submit the first K communities returned by WalkSCAN to these experts and let them choose the best one among these. This is equivalent to computing the maximum of $F1(\hat{C}_j, C)$ for the K first communities \hat{C}_j returned by WalkSCAN. We denote the corresponding algorithm by WS-Expert (WalkSCAN helped by Experts). In practice, K can be very small. Here, we use $K = 2$, and observe that the performance shows practically no increase for higher values of K .

Figure 3 shows the results for DBLP and YouTube. We notice that both WS and WS-Expert show better results than PR. In particular, WS-Expert outperforms PR by 13%

on YouTube and by 5% on DBLP. PRT slightly outperforms PR but the results cannot be compared directly since PRT uses some information on the network (to determine the best threshold λ). However, the results suggest that conductance is not the best objective function for the sweep algorithm, and that a simple threshold on the PageRank values is preferable. LR shows essentially the same performance as PR, with the advantage of being parameter free.

Distance parameter of WalkSCAN

Figure 4 shows the impact of the distance parameter d on the performance of WalkSCAN. We observe that the average detection score of WS-Expert is nearly constant for values of d lower than 0.1, whereas the performance of WS increases notably around $d = 0.4$. This behavior is consistent with the results of the analysis from the previous section. Recall that WS only considers the community \hat{C}_1 , whereas WS-Expert chooses the best community among $\hat{C}_1, \dots, \hat{C}_K$. When $d < d_1 < d_2$ in our simple model, \hat{C}_1 corresponds to $C_1 \cap C_2$ and \hat{C}_2 to $C_1 \setminus C_2$. Then WS returns $C_1 \cap C_2$, whereas WS-Expert returns $C_1 \setminus C_2$, which leads to a better F1 score. If $d_1 < d < d_2$, \hat{C}_1 corresponds to C_1 , and both WS and WS-Expert return C_1 . This explains why the detection score of WS is more sensitive to the value of d than WS-Expert.

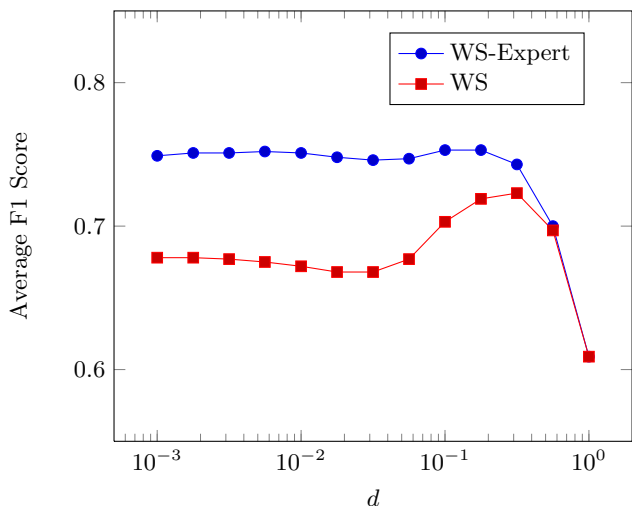


Figure 4: Impact of the distance parameter d on WalkSCAN performance (DBLP dataset).

Merging communities: WS-Merge

We now study the performance gain achieved when the expert of WS-Expert is allowed to merge two communities. This is equivalent to computing the maximum of $F1(\hat{C}_j, C)$ and $F1(\hat{C}_i \cap \hat{C}_j, C)$ among the K first communities returned by WalkSCAN. We refer to this modified version of WalkSCAN as WS-Merge. In the two-clique model of §3.1, WS-Merge would output C_1 whereas WS would output either $C_1 \cap C_2$ or C_1 . The results given in Figure 5 show that WS-Merge outperforms WS-Expert (this increase is especially noticeable on DBLP). In the end, the average F1 score of WS-Merge is 11% higher on DBLP, and 14% higher on YouTube, than the one of PageRank.

This can be explained by the fact that ground-truth communities in the SNAP datasets can often be decomposed

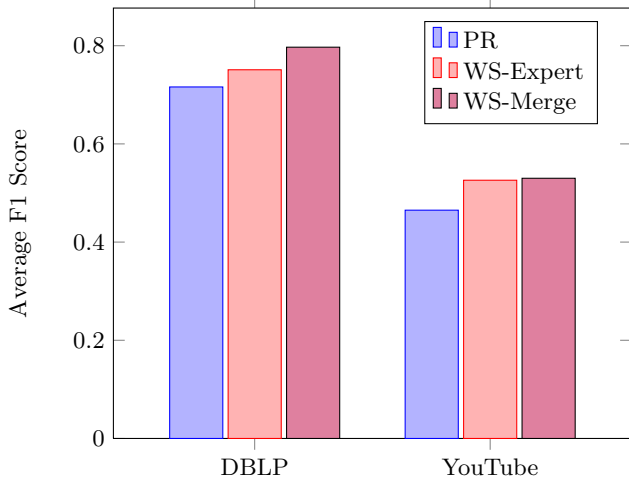


Figure 5: Impact of merging communities on the performance of WalkSCAN.

into sub-communities [7]. WalkSCAN sometimes recovers these sub-communities rather than the ground-truth community as labeled in the dataset. This raises the important question of the multi-scale community structure of real networks. There is no universal definition of a community, just because this depends implicitly on the scale adopted. We believe that WalkSCAN is an important step towards the multi-scale analysis of communities in networks. The following experiments illustrate the ability of WalkSCAN to detect multiple communities.

4.3 Recovering multiple communities

A motivating example

If our seed set contains nodes from different communities, or if one or more seed nodes belong simultaneously to several overlapping communities, standard algorithms like PageRank are generally not able to recover all these communities. This is an important limitation as in real networks, each community has many other communities in its neighborhood, and these communities are very likely to overlap.

If we consider that seed nodes are recommended by domain experts [9], these experts might very well make some mistakes and propose nodes outside the target community, or recommend nodes that belong to the target community and a neighboring community at the same time. We would like to be able to recover the correct community even if we have such *mixed* seed sets. In the two-clique model of §3.1, this would correspond to some seed set $S \subset C_1 \cup C_2$. It can be easily checked that the complete community structure (C_1 , C_2 and their intersection) can still be recovered by WalkSCAN provided the proportion of seed nodes in the intersection is sufficiently small (otherwise, only $C_1 \cap C_2$ or $C_1 \cup C_2$ is recovered).

In the following benchmarks, we test on real networks the ability of WalkSCAN to recover the correct communities when the seed nodes belong to more than one community.

Random seed set

For any given integer $k \geq 1$, we take random sets $S \subset V$ of size k as seed sets. The target community is the union of

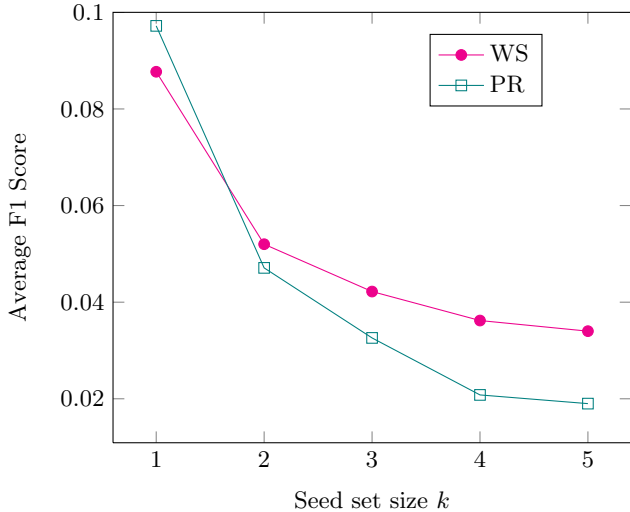


Figure 6: Performance of PageRank and WalkSCAN for random seed sets of size k (DBLP dataset).

all communities to which these seed nodes belong. We compare the performance of PageRank (with the conductance as objective function) and WalkSCAN, where the estimated community corresponds to the merging of all the communities \hat{C}_j returned by the algorithm. The results are shown in Figure 6 for the DBLP dataset and 1000 independent runs per value of k . We see that the performance of PR drops significantly faster than that of WS as k increases.

Locally random seed set

In practice, experts do not choose completely random seed nodes in V , but nodes around a target community. Here, we consider a more realistic setup where given some ground-truth community C , we pick $\lceil |C|/10 \rceil$ nodes at random in C or at distance at most l of C . The results are averaged over all ground-truth communities of the dataset. We use WS-Expert to measure the performance of WalkSCAN, which is consistent with the choice of the seed set. The results are shown in Figure 7 for the DBLP dataset. Again, WS-Expert outperforms PR significantly.

5. CONCLUSION

In this paper, we have introduced an embedding of the local structure of the network into a low-dimensional vector space based on random walks starting from the seed nodes. We have seen both theoretically on a clique-based model and experimentally on real-world networks that this embedding has very interesting properties for detecting communities in the neighborhood of the seed set. Indeed, nodes belonging to different communities in the network are well separated in the embedding space.

Building on this embedding, we have designed a new algorithm, called WalkSCAN, that outperforms the state-of-the-art PageRank algorithm on real data and is able to recover multiple communities in the neighborhood of the seed nodes. WalkSCAN is therefore more adapted to real cases where we do not necessarily control the quality of the seed set, in the sense that seeds are likely to belong to multiple communities.

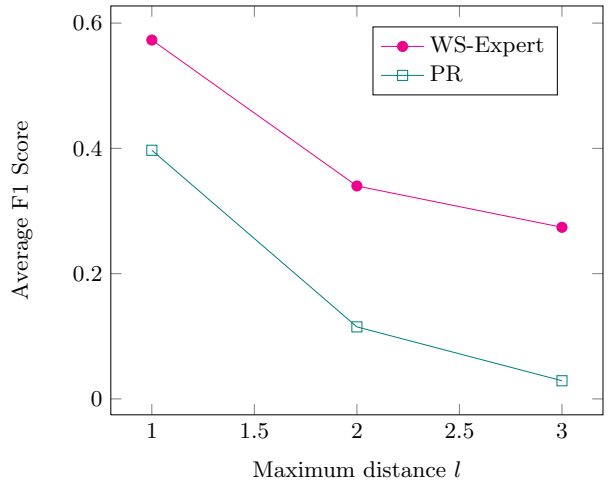


Figure 7: Performance of PageRank and WalkSCAN for locally random seed sets at maximum distance l to the target community (DBLP dataset).

The random-walk embedding also gives insights on the behavior of the PageRank algorithm, which can be viewed as a linear classifier in the embedding space. From these observations, we have introduced two variants of PageRank, PageRankThreshold and LexRank, that slightly outperform PageRank on real networks: PageRankThreshold has the advantage not to depend on a computationally expensive objective function, while LexRank is parameter-free.

This work opens interesting research directions. First, we would like to study the possibility of using cores as new seed sets for seed set expansion algorithms. This re-seeding strategy could be used to improve WalkSCAN, or could be applied to the detection of overlapping communities. Second, we plan to explore the potential benefits of adding node attributes or edge attributes as new dimensions of the embedding to perform community detection on annotated networks. Finally, we would like to explore the interest of our embedding to other contexts like network visualization and link prediction.

APPENDIX

A. OVERLAPPING CLIQUES

Consider two overlapping cliques C_1 and C_2 , as described in §3.1.

Single seed node

We first assume that the seed set is reduced to a single node, say $S = \{v_0\}$.

Case $S \subset C_1 \setminus C_2$

We have:

$$p_1(v) = \begin{cases} \frac{1}{d(v_0)} & \text{if } v \in C_1, \\ 0 & \text{otherwise,} \end{cases}$$

$$p_2(v) = \begin{cases} \frac{1}{d(v_0)} \sum_{u \in C_1} \frac{1}{d(u)} & \text{if } v \in C_1, \\ \frac{1}{d(v_0)} \sum_{u \in C_1 \cap C_2} \frac{1}{d(u)} & \text{if } v \in C_2 \setminus C_1, \\ 0 & \text{otherwise.} \end{cases}$$

Thus, if $\alpha_1 = \frac{|C_1 \setminus C_2|}{|C_1|}$ and $\beta = \frac{|C_1 \cap C_2|}{|C_1 \cup C_2|}$:

$$\mathbf{p}(v) = \begin{cases} \frac{1}{|C_1|}(1, \alpha_1 + \beta) \stackrel{def}{=} \mathbf{p}_1 & \text{if } v \in C_1, \\ \frac{1}{|C_1|}(0, \beta) \stackrel{def}{=} \mathbf{p}_2 & \text{if } v \in C_2 \setminus C_1, \\ 0 & \text{otherwise.} \end{cases}$$

Case $S \subset C_1 \cap C_2$

We have:

$$p_1(v) = \begin{cases} \frac{1}{d(v_0)} & \text{if } v \in C_1 \cup C_2, \\ 0 & \text{otherwise.} \end{cases}$$

$$p_2(v) = \begin{cases} \frac{1}{d(v_0)} \sum_{u \in C_1 \cup C_2} \frac{1}{d(u)} & \text{if } v \in C_1 \cap C_2, \\ \frac{1}{d(v_0)} \sum_{u \in C_1} \frac{1}{d(u)} & \text{if } v \in C_1 \setminus C_2, \\ \frac{1}{d(v_0)} \sum_{u \in C_2} \frac{1}{d(u)} & \text{if } v \in C_2 \setminus C_1, \\ 0 & \text{otherwise.} \end{cases}$$

Thus, if $\alpha_2 = \frac{|C_2 \setminus C_1|}{|C_2|}$:

$$\mathbf{p}(v) = \begin{cases} \frac{1}{|C_1 \cup C_2|}(1, \alpha_1 + \alpha_2 + \beta) \stackrel{def}{=} \mathbf{p}_A & \text{if } v \in C_1 \cap C_2, \\ \frac{1}{|C_1 \cup C_2|}(1, \alpha_1 + \beta) \stackrel{def}{=} \mathbf{p}_B & \text{if } v \in C_1 \setminus C_2, \\ \frac{1}{|C_1 \cup C_2|}(1, \alpha_2 + \beta) \stackrel{def}{=} \mathbf{p}_C & \text{if } v \in C_2 \setminus C_1, \\ 0 & \text{otherwise.} \end{cases}$$

General case

In the general case where there may be more than one seed node, we get:

$$\mathbf{p}(v) = \begin{cases} a\mathbf{p}_1 + b\mathbf{p}_A \stackrel{def}{=} \mathbf{p}_{1 \cap 2} & \text{if } v \in C_1 \cap C_2, \\ a\mathbf{p}_1 + b\mathbf{p}_B \stackrel{def}{=} \mathbf{p}_{1 \setminus 2} & \text{if } v \in C_1 \setminus C_2, \\ a\mathbf{p}_2 + b\mathbf{p}_C \stackrel{def}{=} \mathbf{p}_{2 \setminus 1} & \text{if } v \in C_2 \setminus C_1, \\ 0 & \text{otherwise,} \end{cases}$$

where $a = |S \cap (C_1 \setminus C_2)|$ and $b = |S \cap (C_1 \cap C_2)|$. Observe that $\mathbf{p}_{1 \cap 2} \succ \mathbf{p}_{1 \setminus 2} \succ \mathbf{p}_{2 \setminus 1}$ for the lexicographical order. In addition, the distances between points in the embedding space are given by:

$$d_1 = \|\mathbf{p}_{1 \setminus 2} - \mathbf{p}_{1 \cap 2}\| = \frac{b}{|C_1 \cup C_2|} \alpha_2,$$

$$d_2 = \min(\|\mathbf{p}_{2 \setminus 1} - \mathbf{p}_{1 \setminus 2}\|, \|\mathbf{p}_{2 \setminus 1} - \mathbf{p}_{1 \cap 2}\|,$$

$$= \frac{a}{|C_1|} \sqrt{1 + \alpha_1^2} + \frac{b}{|C_1 \cup C_2|} |\alpha_1 - \alpha_2|.$$

In particular, we have $d_1 < d_2$ if a/b is large enough.

B. NOISY CLIQUES

Let $S \subset C_1 \setminus C_2$ and $\bar{\mathbf{p}}(v) = (\bar{p}_1(v), \bar{p}_2(v))$ be the embedding of the two-clique graph. We have:

$$p_1(v) = \bar{p}_1(v) + \epsilon_1^A(v) - \epsilon_1^B(v),$$

$$p_2(v) = \bar{p}_2(v) + \epsilon_2^A(v) - \epsilon_2^B(v),$$

with:

$$\epsilon_1^A(v) = \sum_{v_0 \in S: (v, v_0) \in E} \left(\frac{1}{d(v_0)} - \frac{1}{|C_1|} \right),$$

$$\epsilon_1^B(v) = \sum_{v_0 \in S: (v, v_0) \notin E} \frac{1}{|C_1|},$$

$$\epsilon_2^A(v) = \sum_{v_0 \in S} \sum_{\substack{u \in C_1 \setminus C_2 \\ (v, u) \in E, (u, v_0) \in E}} \left(\frac{1}{d(u)d(v_0)} - \frac{1}{|C_1|^2} \right)$$

$$+ \sum_{v_0 \in S} \sum_{\substack{u \in C_1 \cap C_2 \\ (v, u) \in E, (u, v_0) \in E}} \left(\frac{1}{d(u)d(v_0)} - \frac{1}{|C_1||C_1 \cup C_2|} \right),$$

$$\epsilon_2^B(v) = \sum_{v_0 \in S} \sum_{\substack{u \in C_1 \setminus C_2 \\ (v, u) \notin E \text{ or } (u, v_0) \notin E}} \frac{1}{|C_1|^2}$$

$$+ \sum_{v_0 \in S} \sum_{\substack{u \in C_1 \cap C_2 \\ (v, u) \notin E \text{ or } (u, v_0) \notin E}} \frac{1}{|C_1||C_1 \cup C_2|}.$$

We have $\epsilon_1^B(v) \neq 0$ for at most k nodes, and:

$$\epsilon_1^A(v) \leq |S| \left(\frac{1}{|C_1| - k} - \frac{1}{|C_1|} \right) = \frac{k|S|}{|C_1|(|C_1| - k)},$$

$$\epsilon_2^A(v) = |S| \left[|C_1 \setminus C_2| \left(\frac{1}{(|C_1| - k)^2} - \frac{1}{|C_1|^2} \right) \right.$$

$$\left. + |C_1 \cap C_2| \left(\frac{1}{(|C_1| - k)(|C_1 \cup C_2| - k)} - \frac{1}{|C_1||C_1 \cup C_2|} \right) \right],$$

$$\epsilon_2^B(v) \leq \frac{k}{|C_1|^2}.$$

If $\epsilon_1^B(v) = 0$, vectors $\epsilon(v) = (\epsilon_1^A(v) - \epsilon_1^B(v), \epsilon_2^A(v) - \epsilon_2^B(v))$ satisfy $\|\epsilon(v)\| < \frac{|S|}{|C_1|} \sqrt{1 + \alpha_1^2} = d_2$ provided $|C_1|/k$ is large enough.

C. ADDING EXTERNAL LINKS

We have for all $v \in C_1 \cup C_2$:

$$p_1(v) = \bar{p}_1(v) - \epsilon_1^{\text{in}}(v),$$

$$p_2(v) = \bar{p}_2(v) - \epsilon_2^{\text{in}}(v),$$

and for all $v \notin C_1 \cup C_2$, $p_1(v) = \epsilon_1^{\text{out}}(v)$, $p_2(v) = \epsilon_2^{\text{out}}(v)$, with

$$\epsilon_1^{\text{in}}(v) \leq |S| \left(\frac{1}{|C_1|} - \frac{1}{|C_1| + l} \right) = \frac{l|S|}{|C_1|(|C_1| + l)},$$

$$\epsilon_1^{\text{out}}(v) \leq \frac{l}{|C_1|},$$

$$\epsilon_2^{\text{in}}(v) \leq |S| \left[|C_1 \setminus C_2| \left(\frac{1}{|C_1|^2} - \frac{1}{(|C_1| + l)^2} \right) \right.$$

$$\left. + |C_1 \cap C_2| \left(\frac{1}{|C_1||C_1 \cup C_2|} - \frac{1}{(|C_1| + l)(|C_1 \cup C_2| + l)} \right) \right],$$

$$\epsilon_2^{\text{out}}(v) \leq \frac{l}{|C_1|^2},$$

We have $\|\epsilon^{\text{in}}(v)\| < d_2$ and

$$\epsilon_2^{\text{out}}(v) < \min((\mathbf{p}_{1 \cap 2})_2, (\mathbf{p}_{1 \setminus 2})_2, (\mathbf{p}_{2 \setminus 1})_2) - d$$

provided $|C_1|/l$ is large enough.

D. REFERENCES

- [1] Andersen, R. and Lang, K.J. 2006. Communities from seed sets. *Proceedings of the 15th international conference on World Wide Web* (2006), 223–232.
- [2] Andersen, R. et al. 2006. Local graph partitioning using pagerank vectors. *Foundations of Computer Science, 2006. FOCS'06. 47th Annual IEEE Symposium on* (2006), 475–486.
- [3] Blondel, V.D. et al. 2008. Fast unfolding of communities in large networks. *Journal of statistical mechanics: theory and experiment*. 2008, 10 (2008), P10008.
- [4] Chang, C.-S. et al. 2015. Relative centrality and local community detection. *Network Science*. (2015).
- [5] Clauset, A. 2005. Finding local community structure in networks. *Physical review E*. 72, 2 (2005).
- [6] Ester, M. et al. 1996. A density-based algorithm for discovering clusters in large spatial databases with noise. *Kdd* (1996).
- [7] Jeub, L.G. et al. 2015. Think locally, act locally: Detection of small, medium-sized, and large communities in large networks. *Physical Review E*. 91, 1 (2015).
- [8] Kloster, K. and Gleich, D.F. 2014. Heat kernel based community detection. *Proceedings of the 20th ACM SIGKDD international conference on Knowledge discovery and data mining* (2014).
- [9] Kloumann, I.M. and Kleinberg, J.M. 2014. Community membership identification from small seed sets. *Proceedings of the 20th ACM SIGKDD international conference on Knowledge discovery and data mining* (2014).
- [10] Lancichinetti, A. et al. 2009. Detecting the overlapping and hierarchical community structure in complex networks. *New Journal of Physics*. 11, 3 (2009).
- [11] Lancichinetti, A. et al. 2011. Finding statistically significant communities in networks. *PloS one*. 6, 4 (2011).
- [12] Li, Y. et al. 2015. Uncovering the small community structure in large networks: A local spectral approach. *Proceedings of the 24th international conference on world wide web* (2015).
- [13] Mehler, A. and Skiena, S. 2009. Expanding network communities from representative examples. *ACM Transactions on Knowledge Discovery from Data (TKDD)*. 3, 2 (2009).
- [14] Newman, M.E. 2006. Modularity and community structure in networks. *Proceedings of the national academy of sciences*. 103, 23 (2006).
- [15] Pons, P. and Latapy, M. 2005. Computing communities in large networks using random walks. *International Symposium on Computer and Information Sciences* (2005).
- [16] Reid, F. et al. Partitioning breaks communities. *Mining Social Networks and Security Informatics*. Springer. (2013).
- [17] Rosvall, M. and Bergstrom, C.T. 2008. Maps of random walks on complex networks reveal community structure. *Proceedings of the National Academy of Sciences*. 105, 4 (2008).
- [18] Spielman, D.A. and Teng, S.-H. 2013. A local clustering algorithm for massive graphs and its application to nearly linear time graph partitioning. *SIAM Journal on Computing*. 42, 1 (2013).
- [19] Yang, J. and Leskovec, J. 2015. Defining and evaluating network communities based on ground-truth. *Knowledge and Information Systems*. 42, 1 (2015).