

# Shortcuts to adiabaticity for quantum annealing

Kazutaka Takahashi

*Department of Physics, Tokyo Institute of Technology, Tokyo 152-8551, Japan*

(Dated: October 10, 2018)

We study the Ising Hamiltonian with a transverse field term to simulate the quantum annealing. Using shortcuts to adiabaticity, we design the time dependence of the Hamiltonian. The dynamical invariant is obtained by the mean-field ansatz and the Hamiltonian is designed by the inverse engineering. We show that the time dependence of physical quantities such as the magnetization is independent of the speed of the Hamiltonian variation in the infinite-range model. We also show that rotating transverse magnetic fields are useful to achieve the ideal time evolution.

PACS numbers: 03.65.-w, 03.67.Ac, 05.45.Yv

## I. INTRODUCTION

Quantum annealing is a quantum algorithm that solves combinatorial optimization problems [1–4]. The solution of the problem is described by the ground state of an Ising-spin Hamiltonian and the transverse field is introduced to find the state by the quantum time evolution. The statistical properties of the transverse Ising model have been discussed for decades in many contexts. The appearance of a hardware realizing quantum annealing has attracted renewed interests [5] and accelerated active studies among researchers in various fields.

The principle of the algorithm is based on the quantum mechanical time evolution. Theoretically, the method requires adiabatic time evolutions and the system Hamiltonian must be changed infinitely slow. In realistic situations with a finite speed, the system undergoes nonadiabatic transitions and it is required that their losses are minimized to obtain effective solutions.

A possible improvement is to optimize the time dependence of the Hamiltonian. According to the adiabatic approximation, the error is reduced by considering a slower change of the Hamiltonian at initial and final times [6–8]. It was demonstrated that this boundary cancellation method improves the performance of computing even in open systems [9]. Another possible improvement is to change the driver Hamiltonian from the transverse field term to other different operators. This possibility has been discussed intensively in recent studies. It is discussed that the “nonstoquastic” Hamiltonian improves the performance of quantum annealing [10–14].

The problem for their improvements is that there are no general principles to determine the best algorithm systematically. In this paper, we consider the Hamiltonian design using the idea of shortcuts to adiabaticity [15–19]. In this method, by using a Hamiltonian constructed from some principle, the system follows an adiabatic passage of a reference Hamiltonian with arbitrary speed.

There are several ways to implement the method to given systems. In the counterdiabatic driving, we introduce the counterdiabatic term to prevent the nonadiabatic transitions. Then, the system follows instantaneous eigenstates of the original Hamiltonian. This method requires an additional term to the Hamiltonian. The coun-

terdiabatic term often takes a complicated form and is generally difficult to be realized in experiments. This problem does not occur in the method of inverse engineering. The operator form of the Hamiltonian is kept fixed and the time dependence of the coefficients is determined so that we can find the desired time evolutions. This is suitable to the present problem of quantum annealing and we use this method in the present study. By solving the equation for the dynamical invariant [20], we can design the Hamiltonian. We can also find a similar result by considering a unitary transformation of the Hamiltonian of the counterdiabatic driving [21].

The design of the Hamiltonian for one-dimensional many-spin systems has been discussed in many works. The one-dimensional Ising and XY spin chains are exactly solvable and the counterdiabatic term is constructed exactly and approximately [22–27]. They are only applied to one-dimensional systems and the generalization is considered to be a formidable task. In the opposite limit of the infinite-range systems, the mean-field ansatz gives the exact result. The infinite-range XY model called the Lipkin-Meshkov-Glick model was analyzed in Refs. [23, 28] but the Ising system has not been considered before. In addition to that, the inverse engineering has not been considered for many-spin systems.

In this paper, we consider the inverse engineering for the transverse Ising spin model. We use the mean-field ansatz to solve the problem. We also discuss modifying the driver Hamiltonian. For a reason that we discuss below, we treat a rotating transverse magnetic field. We show that the rotating field is very convenient for quantum annealing. The Hamiltonian with a rotating magnetic field is also interpreted as a nonstoquastic system and the nonstoquastic effect can also be studied in the present work.

The organization of the paper is as follows. In Sec. II, we briefly review the principle of shortcuts to adiabaticity. The dynamical invariant plays an important role there and we give the basic properties. The method is applied to single-spin systems in Sec. III. The solution is directly applied to many-spin systems in Sec. IV. We discuss possible applications to transverse Ising model. The last section V is devoted to conclusions.

## II. DYNAMICAL INVARIANT

The method of shortcuts to adiabaticity is based on the equation for the dynamical invariant. For a time-dependent Hamiltonian  $\hat{H}(t)$ , the dynamical invariant operator  $\hat{F}(t)$  satisfies the equation of motion

$$i\frac{\partial \hat{F}(t)}{\partial t} = [\hat{H}(t), \hat{F}(t)]. \quad (1)$$

This has the same form as the von Neumann equation.  $\hat{F}(t)$  includes the density operator as an example but it does not need to be a positive operator in general.

When the hermitian operator  $\hat{F}(t)$  satisfies Eq. (1), we can show the following properties. First, eigenvalues of  $\hat{F}(t)$  are time independent:

$$\hat{F}(t) = \sum_n g_n |n(t)\rangle \langle n(t)|. \quad (2)$$

The eigenvalue  $g_n$  can take arbitrary real values if we do not impose any additional constraints.  $|n(t)\rangle$  denotes the time-dependent eigenstate and is used to show the following second property. The state, satisfying the Schrödinger equation for the Hamiltonian  $\hat{H}(t)$ , is written as

$$|\psi(t)\rangle = \sum_n c_n e^{i\alpha_n(t)} |n(t)\rangle. \quad (3)$$

The point is that the coefficient of  $|n(t)\rangle$  except the phase,  $c_n$ , is time independent. This means that the state remains the same eigenstate throughout the time evolution. Third, the Hamiltonian takes the form

$$\begin{aligned} \hat{H}(t) = & \sum_n E_n(t) |n(t)\rangle \langle n(t)| \\ & + i \sum_n (1 - |n(t)\rangle \langle n(t)|) |\dot{n}(t)\rangle \langle n(t)|, \end{aligned} \quad (4)$$

where  $E_n(t)$  represents a real function and the dot symbol denotes the time derivative. The first term defines the adiabatic state. The solution of the Schrödinger equation is given by the adiabatic state defined from the first term. The second term plays the role of preventing nonadiabatic transitions. For a given first term, we can realize the adiabatic time evolution in a finite duration by introducing the second term. The second term is called the counterdiabatic term.

This method of counterdiabatic driving works well if we can find the form of the counterdiabatic term. It is usually difficult to find the explicit form of the counterdiabatic term in many-body systems because we need to know all eigenstates of the adiabatic Hamiltonian. In addition, the counterdiabatic term takes a complicated form and is difficult to be realized in experiments. To avoid these problems, we use the method of inverse engineering in the following.

## III. INVERSE ENGINEERING FOR SINGLE SPIN SYSTEM

We describe the method of inverse engineering by using a single-spin Hamiltonian

$$\hat{H}(t) = \mathbf{h}(t) \cdot \hat{\mathbf{S}}. \quad (5)$$

$\hat{\mathbf{S}}$  denotes spin-1/2 operators and  $\mathbf{h}(t)$  is a time-dependent magnetic field. Although this system was studied in previous works, we closely look at this simple model to extend the method directly to many-body systems.

As an example, we take the field in  $zx$ -plane as

$$\mathbf{h}(t) = (\Gamma(t), 0, h_z(t)). \quad (6)$$

The state satisfies the Schrödinger equation

$$i\frac{\partial}{\partial t} |\psi(t)\rangle = \hat{H}(t) |\psi(t)\rangle. \quad (7)$$

For a specified initial state  $|\psi(0)\rangle = |\psi_I\rangle$  and a final one  $|\psi(T)\rangle = |\psi_F\rangle$ , we want to design the time dependence of the magnetic field  $\mathbf{h}(t)$ .

For the Hamiltonian (5), we can easily solve the equation for the dynamical invariant. We set the invariant as

$$\hat{F}(t) = \mathbf{n}(t) \cdot \hat{\mathbf{S}}, \quad (8)$$

where  $\mathbf{n}(t)$  represents a unit vector. Since Eq. (1) is invariant under the time-independent scale transformation  $\hat{F}(t) \rightarrow \lambda \hat{F}(t)$ , we set  $\mathbf{n}(t)$  as a unit vector. The instantaneous eigenvalues of  $\hat{F}(t)$  are given by time-dependent constants  $\pm 1/2$  as we require from the general property. Substituting Eq. (8) to (1), and using the commutation relation

$$[\hat{S}^\mu, \hat{S}^\nu] = i \sum_\lambda \epsilon_{\mu\nu\lambda} \hat{S}^\lambda, \quad (9)$$

we obtain the equation of motion for the classical spin

$$\dot{\mathbf{n}}(t) = \mathbf{h}(t) \times \mathbf{n}(t). \quad (10)$$

We usually solve the equation of motion (10) for a given magnetic field function  $\mathbf{h}(t)$ . In the inverse engineering, we design the magnetic field by specifying a proper  $\mathbf{n}(t)$ . We parametrize the unit vector

$$\mathbf{n}(t) = (\sin \theta(t) \cos \varphi(t), \sin \theta(t) \sin \varphi(t), \cos \theta(t)). \quad (11)$$

Then, Eq. (10) is written as

$$\Gamma(t) = \frac{\dot{n}_3(t)}{n_2(t)} = -\frac{\dot{\theta}(t)}{\sin \varphi(t)}, \quad (12)$$

$$h_z(t) = -\frac{\dot{n}_1(t)}{n_2(t)} = -\dot{\theta}(t) \frac{\cos \theta(t) \cos \varphi(t)}{\sin \theta(t) \sin \varphi(t)} + \dot{\varphi}(t). \quad (13)$$

For a specified  $(\theta(t), \varphi(t))$ , the magnetic field is obtained from these equations. We note that the state follows the adiabatic passage defined by the invariant. This is not

the eigenstate of the Hamiltonian. Therefore, we impose the condition that the state becomes the eigenstate of the Hamiltonian at initial and final times. This means that  $\hat{H}(t)$  and  $\hat{F}(t)$  commute with each other at  $t = 0$  and  $t = T$ :

$$[\hat{H}(0), \hat{F}(0)] = [\hat{H}(T), \hat{F}(T)] = 0. \quad (14)$$

As an example, we consider the condition

$$(h_z(0), \Gamma(0)) = (0, \Gamma_0), \quad (15)$$

$$(h_z(T), \Gamma(T)) = (h_1, 0). \quad (16)$$

The magnetic field is in  $x$ -direction at  $t = 0$ , and in  $z$ -direction at  $t = T$ . This means that we require the conditions

$$(\theta(0), \varphi(0)) = (\pi/2, 0), \quad (17)$$

$$\theta(T) = 0. \quad (18)$$

$\varphi(T)$  is left undetermined. From the equations of motion, we also need additional conditions

$$(\dot{\theta}(0), \dot{\varphi}(0)) = (0, 0), \quad (19)$$

$$(\dot{\theta}(T), \dot{\varphi}(T)) = (0, \pi/2). \quad (20)$$

By investigating the equations more closely, we have asymptotic forms

$$\theta(t) \sim \begin{cases} \frac{\pi}{2} - \alpha_3 \left(\frac{t}{T}\right)^3 & t \sim 0 \\ O((1-t/T)^2) & t \sim T \end{cases}, \quad (21)$$

$$\varphi(t) \sim \begin{cases} \frac{3\alpha_3}{\Gamma_0 T} \left(\frac{t}{T}\right)^2 & t \sim 0 \\ \frac{\pi}{2} - \frac{h_1 T}{3} \left(1 - \frac{t}{T}\right) & t \sim T \end{cases}, \quad (22)$$

where  $\alpha_3$  denotes a constant. This condition is derived in the Appendix. We set the angles under these boundary conditions. They are not determined uniquely and we study several simple examples.

- Schedule 1:

$$\theta(t) = \frac{\pi}{2} - 2\pi \left(\frac{t}{T}\right)^3 + \frac{3\pi}{2} \left(\frac{t}{T}\right)^4, \quad (23)$$

$$\varphi(t) = \left(\frac{t}{T}\right)^2 \left[ 2\pi \frac{t}{T} \left(1 - \frac{3}{4} \frac{t}{T}\right) + \frac{6\pi}{\Gamma_0 T} \left(1 - \frac{t}{T}\right)^2 - \frac{h_1 T}{3} \frac{t}{T} \left(1 - \frac{t}{T}\right) \right]. \quad (24)$$

- Schedule 2:

$$\theta(t) = \frac{\pi}{2} - \alpha_3 \left(\frac{t}{T}\right)^3 - \alpha_4 \left(\frac{t}{T}\right)^4 - \alpha_5 \left(\frac{t}{T}\right)^5, \quad (25)$$

$$\varphi(t) = \left(\frac{t}{T}\right)^2 \left[ \frac{3\alpha_3}{\Gamma_0 T} + \beta_3 \frac{t}{T} \right], \quad (26)$$

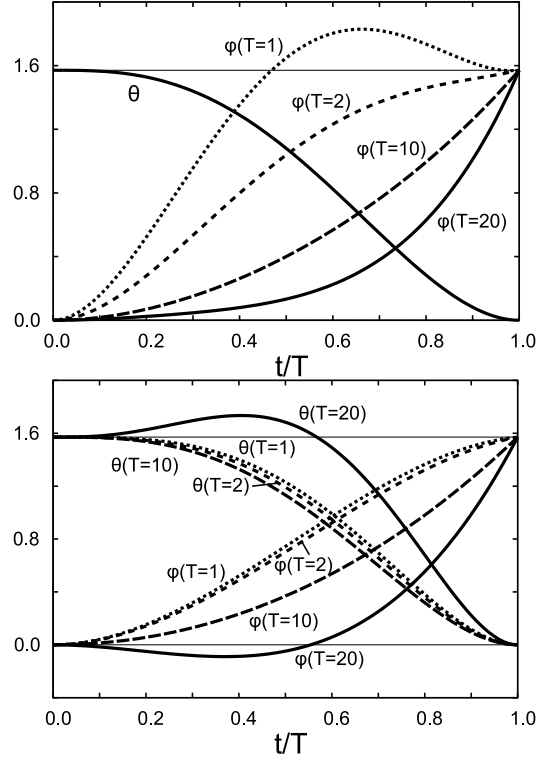


FIG. 1. Time dependence of angles for schedule 1 (upper figure) and 2 (lower figure) in single-spin system. We take  $\Gamma_0 = 1$  and  $h_1 = 1$ .

where

$$\alpha_3 = \frac{\pi}{2} \Gamma_0 T - \frac{1}{9} \Gamma_0 T h_1 T, \quad (27)$$

$$\alpha_4 = \frac{5}{2} \pi - \pi \Gamma_0 T + \frac{2}{9} \Gamma_0 T h_1 T, \quad (28)$$

$$\alpha_5 = -2\pi + \frac{\pi}{2} \Gamma_0 T - \frac{1}{9} \Gamma_0 T h_1 T, \quad (29)$$

$$\beta_3 = -\pi + \frac{h_1 T}{3}. \quad (30)$$

These angles are plotted in Fig. 1. The corresponding magnetic fields calculated from Eqs. (12) and (13) are shown in Fig. 2 for schedule 1 and Fig. 3 for schedule 2.

When  $T$  is small, the state changes very quickly and we need large magnetic fields to control the system. In the other limit of large  $T$ , the state changes adiabatically. For schedule 2 with large  $T$ ,  $\varphi$  goes to zero at an intermediate time and the corresponding magnetic field diverges as we see from Eqs. (12) and (13). Thus, to find a proper time evolution, we need to take a value of  $T$  which is not too small and to choose the angles so that the vector  $\mathbf{n}(t)$  does not cross the  $zx$ -plane. We note that the latter problem for schedule 2 is due to the power-law ansatz and can be circumvented by choosing the schedule in a proper way.

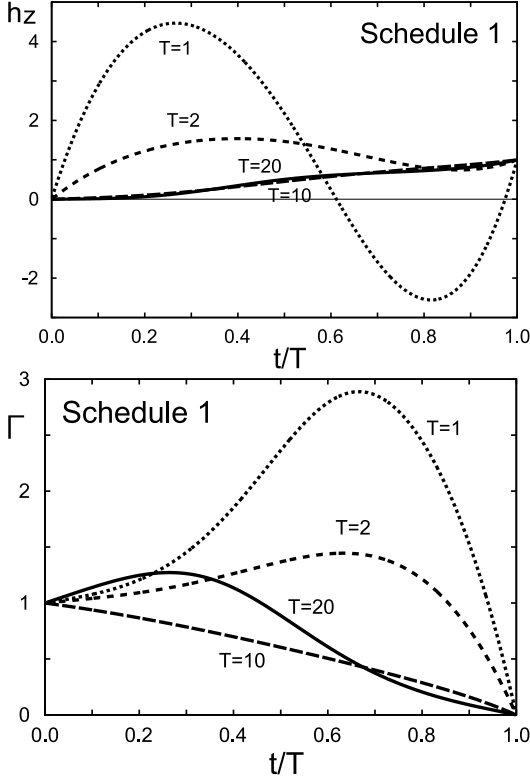


FIG. 2. Magnetic field for schedule 1 in single-spin system.

#### IV. INVERSE ENGINEERING FOR TRANSVERSE ISING MODEL

##### A. Mean-field ansatz

We apply the inverse engineering to many-spin systems. The system is reduced to an effective single spin system by the mean-field ansatz and the calculation in the previous section is directly applied to design the many-body Hamiltonian.

We consider the infinite-range Ising model in a transverse field

$$\hat{H}(t) = f(t) \left( -\frac{J}{2N} \sum_{i,j=1}^N \hat{\sigma}_i^z \hat{\sigma}_j^z - h \sum_{i=1}^N \hat{\sigma}_i^z \right) - \Gamma(t) \sum_{i=1}^N \hat{\sigma}_i^x, \quad (31)$$

where  $\hat{\sigma}_i^z$  and  $\hat{\sigma}_i^x$  are Pauli matrices at site  $i$ . The number of spins is denoted by  $N$  and is taken to be a large value. The coupling  $J$  denotes the interaction between two spins, and  $h$  is the magnetic field in  $z$  direction. This is a typical Hamiltonian for quantum annealing. Our purpose is to determine the time dependence of real functions  $f(t)$  and  $\Gamma(t)$  under the initial condition  $(f(0), \Gamma(0)) = (0, \Gamma_0)$  and the final condition  $(f(T), \Gamma(T)) = (1, 0)$ .

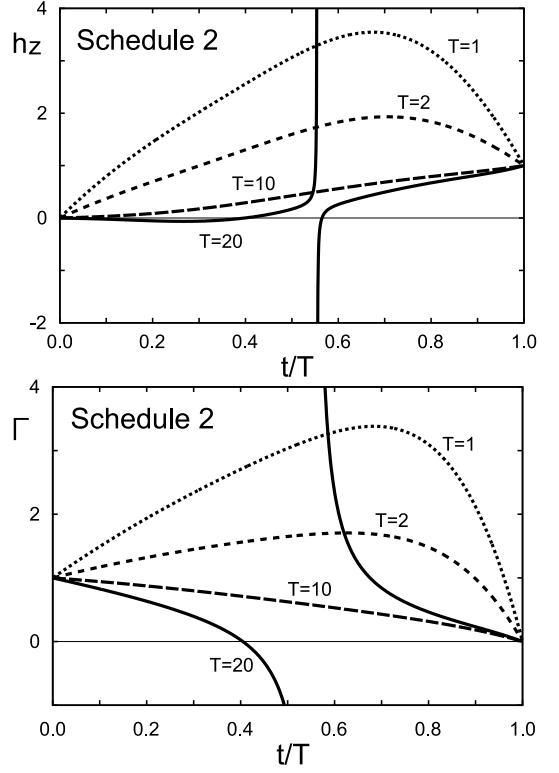


FIG. 3. Magnetic field for schedule 2 in single-spin system.

It is a difficult problem to solve the equation of motion (1). Here we expect that the mean-field ansatz works well for the present problem. For the same form of the Hamiltonian without time dependence, it is well known that the mean-field ansatz gives the exact result. We solve the equation by the mean-field ansatz to examine whether the same property holds for dynamical systems.

In mean-field system, the Hamiltonian is replaced by a noninteracting one-body Hamiltonian. Following the previous section, we put the form of the dynamical invariant as

$$\hat{F}(t) = \mathbf{n}(t) \cdot \sum_{i=1}^N \hat{\sigma}_i, \quad (32)$$

where  $\mathbf{n}(t)$  denotes a unit vector. Then, we impose Eq. (1). The commutator in the left hand side is calculated to give

$$\begin{aligned} & [\hat{H}(t), \hat{F}(t)] \\ &= -\frac{if(t)J}{N} \sum_{i,j=1}^N [(\mathbf{n}(t) \times \hat{\sigma}_i)^z \hat{\sigma}_j^z + \hat{\sigma}_i^z (\mathbf{n}(t) \times \hat{\sigma}_j)^z] \\ & \quad - 2i \sum_{i=1}^N [f(t)h(\mathbf{n}(t) \times \hat{\sigma}_i)^z + \Gamma(t)(\mathbf{n}(t) \times \hat{\sigma}_i)^x]. \end{aligned} \quad (33)$$

The first term in the right hand side includes two Pauli operators, which prevents from satisfying Eq. (1). We use the mean-field ansatz

$$(\mathbf{n} \times \hat{\sigma}_i)^z \hat{\sigma}_j^z + \hat{\sigma}_i^z (\mathbf{n} \times \hat{\sigma}_j)^z$$

$$\sim (\mathbf{n} \times \langle \hat{\sigma}_i \rangle)^z \hat{\sigma}_j^z + \hat{\sigma}_i^z (\mathbf{n} \times \langle \hat{\sigma}_j \rangle)^z + (\mathbf{n} \times \hat{\sigma}_i)^z \langle \hat{\sigma}_j^z \rangle + \langle \hat{\sigma}_i^z \rangle (\mathbf{n} \times \hat{\sigma}_j)^z, \quad (34)$$

where the bracket denotes the average in terms of the state  $|\psi(t)\rangle$ . One of the Pauli operators is replaced by the average in terms of the state at each time. In the present ansatz, the invariant is given by Eq. (32). This means that the state  $|\psi(t)\rangle$  is the coherent state denoted by the vector  $\mathbf{n}(t)$ . We then have

$$\langle \hat{\sigma} \rangle = \mathbf{n}(t), \quad (35)$$

and the replacement (34) gives the equation of motion for the unit vector  $\mathbf{n}(t)$  as

$$\dot{\mathbf{n}}(t) \sim -2f(t)(Jn_z(t) + h)\mathbf{e}_z \times \mathbf{n}(t) - 2\Gamma(t)\mathbf{e}_x \times \mathbf{n}(t). \quad (36)$$

The parametrization in Eq. (11) gives

$$\begin{aligned} \Gamma(t) &= \frac{\dot{\theta}(t)}{2 \sin \varphi(t)}, \\ f(t) &= \frac{1}{2(J \cos \theta(t) + h)} \left( 2\Gamma(t) \frac{\cos \theta(t)}{\sin \theta(t)} \cos \varphi(t) - \dot{\varphi}(t) \right). \end{aligned} \quad (37) \quad (38)$$

These equations are very similar to Eqs. (12) and (13), and are obtained by using the replacement

$$\varphi \rightarrow -\varphi, \quad (39)$$

$$\Gamma \rightarrow 2\Gamma, \quad (40)$$

$$h \rightarrow 2f(J \cos \theta + h). \quad (41)$$

## B. Schedule

In quantum annealing, we usually set the initial and final conditions as

$$(f(0), \Gamma(0)) = (0, \Gamma_0), \quad (42)$$

$$(f(T), \Gamma(T)) = (1, 0). \quad (43)$$

Then, from Eqs. (37) and (38), the initial condition for the angles is written as

$$\theta(t) = \frac{\pi}{2} + \frac{2\Gamma_0}{3}\alpha t^3 + O(t^4), \quad (44)$$

$$\varphi(t) = \alpha t^2 + O(t^3), \quad (45)$$

where  $\alpha$  is an arbitrary parameter. In the same way, the final condition at  $t = T$  reads

$$\theta(t) = O((T - t)^2), \quad (46)$$

$$\varphi(t) = \frac{\pi}{2} + \frac{2}{3}(J + h)(T - t) + O((T - t)^2). \quad (47)$$

These conditions are essentially the same as Eqs. (21) and (22). We can also set possible schedules as follows.

• Schedule 1:

$$\theta(t) = \frac{\pi}{2} - 2\pi \left( \frac{t}{T} \right)^3 + \frac{3\pi}{2} \left( \frac{t}{T} \right)^4, \quad (48)$$

$$\begin{aligned} \varphi(t) &= - \left( \frac{t}{T} \right)^2 \left[ 2\pi \frac{t}{T} \left( 1 - \frac{3}{4} \frac{t}{T} \right) + \frac{3\pi}{\Gamma_0 T} \left( 1 - \frac{t}{T} \right)^2 \right. \\ &\quad \left. - \frac{2(J + h)T}{3} \frac{t}{T} \left( 1 - \frac{t}{T} \right) \right]. \end{aligned} \quad (49)$$

• Schedule 2:

$$\theta(t) = \frac{\pi}{2} - \alpha_3 \left( \frac{t}{T} \right)^3 - \alpha_4 \left( \frac{t}{T} \right)^4 - \alpha_5 \left( \frac{t}{T} \right)^5, \quad (50)$$

$$\varphi(t) = - \left( \frac{t}{T} \right)^2 \left[ \frac{3\alpha_3}{2\Gamma_0 T} + \beta_3 \frac{t}{T} \right], \quad (51)$$

where

$$\alpha_3 = \pi\Gamma_0 T - \frac{4}{9}\Gamma_0 T(J + h)T, \quad (52)$$

$$\alpha_4 = \frac{5}{2}\pi - 2\pi\Gamma_0 T + \frac{8}{9}\Gamma_0 T(J + h)T, \quad (53)$$

$$\alpha_5 = -2\pi + \pi\Gamma_0 T - \frac{4}{9}\Gamma_0 T(J + h)T, \quad (54)$$

$$\beta_4 = -\pi + \frac{2(J + h)T}{3}. \quad (55)$$

These angles are plotted in Fig. 4. The corresponding  $\Gamma(t)$  and  $f(t)$  are plotted in Fig. 5 for schedule 1 and in Fig. 6 for schedule 2 respectively. Since the system is reduced to the two-level systems by the mean-field ansatz, the schedule is very similar to that in the previous section. The present schedules do not work well for large  $T$  due to the divergence of the coefficients. We also note that the magnetic field  $h$  must be finite at the initial time  $t = 0$  since the denominator becomes very small at  $t = 0$  where  $\cos \theta(0) = 0$ . Finite magnetic field implies that the state avoids the quantum phase transitions throughout the time evolution. In Sec. IV E, we solve this problem by considering a rotating magnetic field.

## C. Numerical results

It is not clear whether the mean-field ansatz is justified for the the present dynamical system. We numerically solve the time-dependent Schrödinger equation to see the time evolution of the state.

Since the Hamiltonian (31) commutes with the square of the total spin

$$\hat{S}^2 = \left( \sum_{i=1}^N \frac{1}{2} \hat{\sigma}_i \right)^2, \quad (56)$$

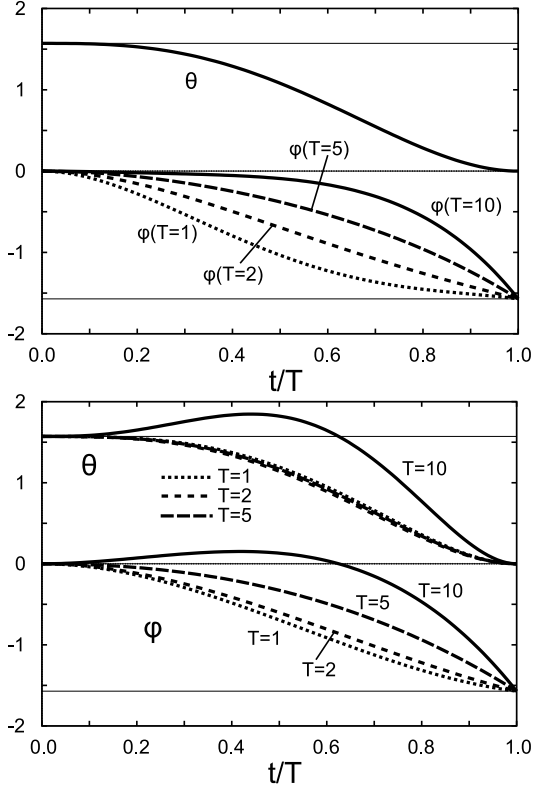


FIG. 4. Time dependence of angles for schedule 1 (upper figure) and 2 (lower figure) in transverse field Ising model (31). We take  $\Gamma_0 = 1$  and  $h = 0.1$ .

the Hamiltonian is block-diagonalized and each block is specified by the eigenvalue  $\hat{S}^2 = S(S+1)$ . In the present choice of the initial condition, the state is in the sector  $S = N/2$  and the time evolution is described by the  $(N+1) \times (N+1)$  matrix.

We numerically solve the problem at  $N = 4000$ . In the case of linear schedule

$$\Gamma(t) = \Gamma_0 \left(1 - \frac{t}{T}\right), \quad (57)$$

$$f(t) = \frac{t}{T}, \quad (58)$$

which is the standard schedule for the quantum annealing, the time evolution of the magnetization in  $z$ -direction

$$m(t) = \frac{1}{N} \sum_{i=1}^N \langle \psi(t) | \hat{\sigma}_i^z | \psi(t) \rangle \quad (59)$$

is plotted in Fig. 7. We see that the linear schedule needs a large- $T$  to find an appropriate evolution.

This behavior is significantly improved by using our schedule developed in the previous subsection. As we see in Fig. 8, the results are independent of  $T$ . This is the main advantage of our method. We note that the system follows a different adiabatic passage by using our schedule as we see in Fig. 9. The Bloch vector follows an

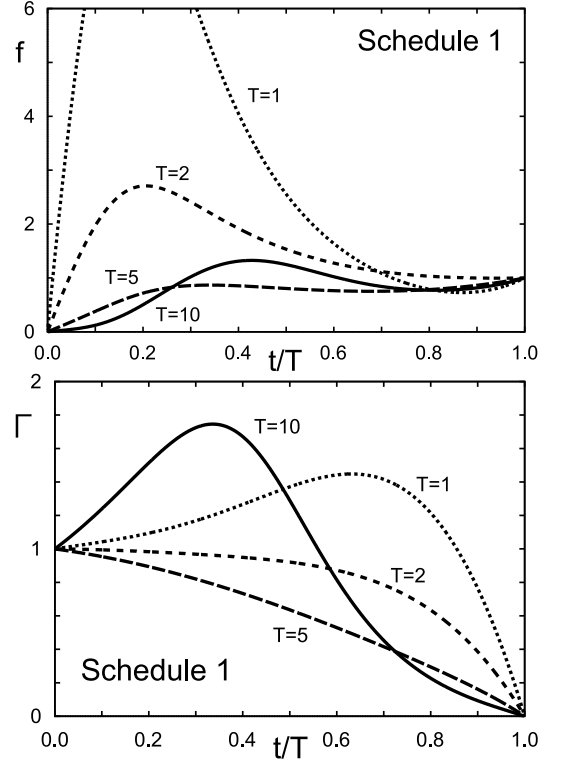


FIG. 5. Time dependence of the coefficients of the transverse Ising model (schedule 1).

adiabatic passage which is not in  $zx$  plane and is strongly dependent on  $T$ .

#### D. Stability

We find that the inverse engineering works well for the mean-field system. Although the time evolution is independent of the schedule, the schedule is strongly dependent on the speed of the variation. In this subsection, we study the stability of the system by considering small fluctuations.

The stability of the adiabatic passage was generally discussed in Ref. [29]. For single spin systems, we can define three directions of perturbations. The first one is the direction of the Bloch vector

$$\mathbf{n} = \begin{pmatrix} \sin \theta \cos \varphi \\ \sin \theta \sin \varphi \\ \cos \theta \end{pmatrix}. \quad (60)$$

The Hamiltonian is written by  $\mathbf{n}$  and a different vector

$$\mathbf{n}_0 = \begin{pmatrix} \sin \theta \\ 0 \\ \cos \theta \end{pmatrix}. \quad (61)$$

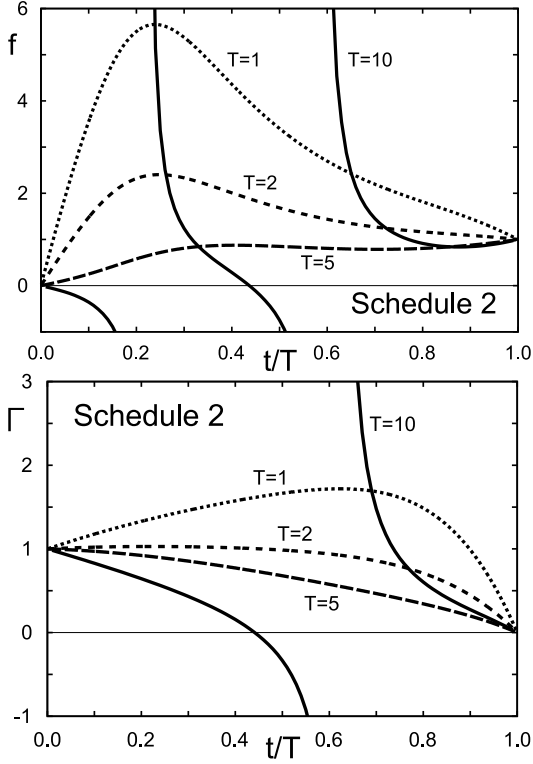


FIG. 6. Time dependence of the coefficients of the transverse Ising model (schedule 2).

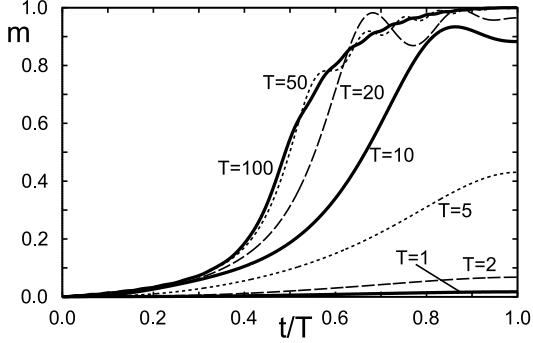


FIG. 7. Magnetization for linear schedule. We take  $N = 4000$ ,  $\Gamma_0 = 1$  and  $h = 0.1$ .

It was shown that the adiabatic passage is stable against perturbations in these two directions. The remaining third direction is shown to be unstable. It is given by

$$\frac{\mathbf{n} \times \mathbf{n}_0}{|\mathbf{n} \times \mathbf{n}_0|} = \frac{1}{\sqrt{\cos^2 \theta + \sin^2 \theta \cos^2 \frac{\varphi}{2}}} \begin{pmatrix} \cos \theta \cos \frac{\varphi}{2} \\ \cos \theta \sin \frac{\varphi}{2} \\ -\sin \theta \cos \frac{\varphi}{2} \end{pmatrix}. \quad (62)$$

In the following, we consider  $\varphi = 0$  for simplicity. This means that we consider perturbations in  $zx$  plane.

Keeping in mind these general considerations, we apply

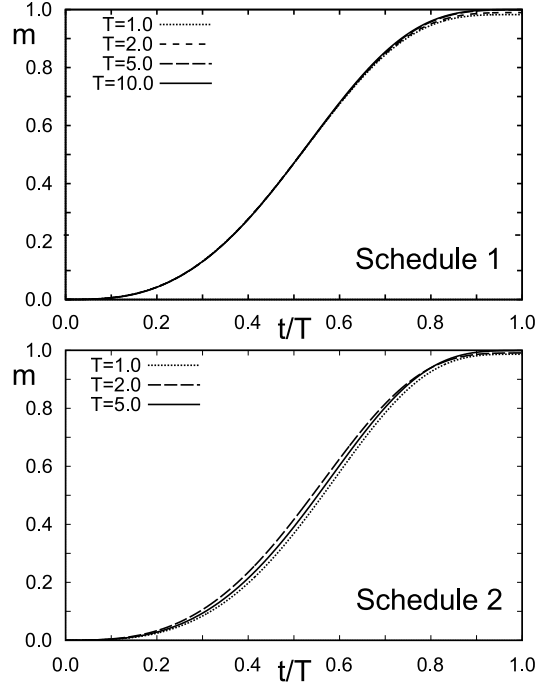


FIG. 8. Magnetization for schedule 1 (top) and 2 (bottom). We take  $N = 4000$ ,  $J = 1$ ,  $\Gamma_0 = 1$  and  $h = 0.1$ .

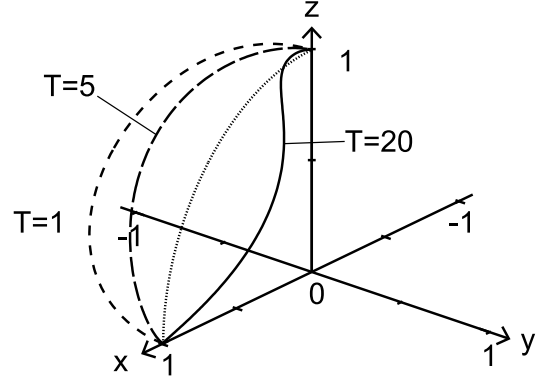


FIG. 9. Bloch vector for schedule 1.

the magnetic field

$$\mathbf{h}(t) = h_0(t) \begin{pmatrix} \sin \theta \\ 0 \\ \cos \theta \end{pmatrix} + h_p(t) \begin{pmatrix} \cos \theta \\ 0 \\ -\sin \theta \end{pmatrix}. \quad (63)$$

We expect that the system is stable against the perturbation  $h_0(t)$  and unstable against  $h_p(t)$ . We numerically solve the Schrödinger equation with the Hamiltonian  $\hat{H}(t) + \mathbf{h}(t) \cdot \sum_{i=1}^N \boldsymbol{\sigma}_i$  where  $\hat{H}(t)$  is given by Eq. (31). We use the schedule 1 and set the magnetic field as

$$h_0(t) = h_0 \sin \frac{\omega t}{T}, \quad (64)$$

$$h_p(t) = h_p \sin \frac{\omega t}{T}. \quad (65)$$

We set  $\omega = 10\pi$  and compare the results for  $(h_0, h_p) =$

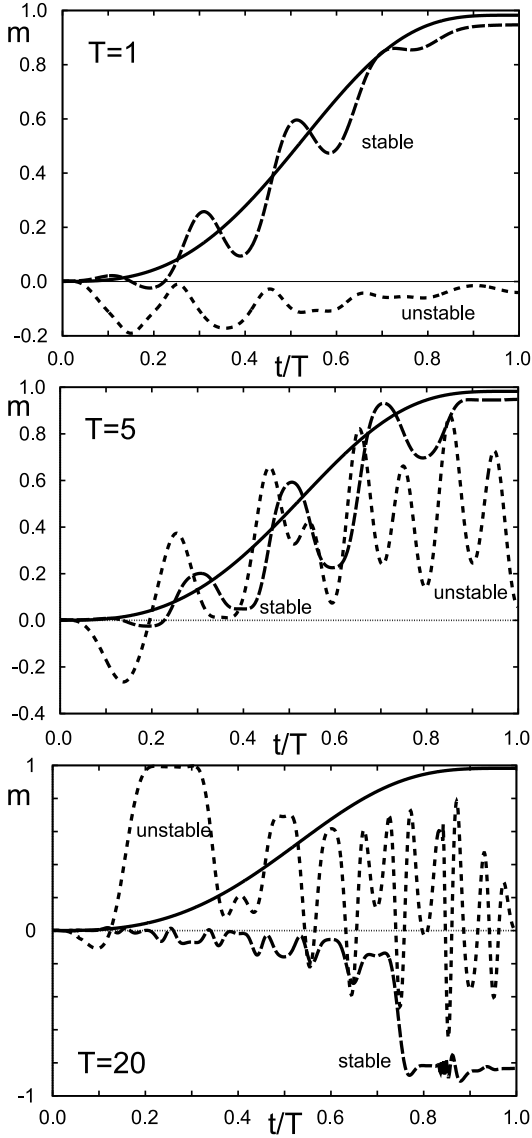


FIG. 10. Time evolution of the magnetization for the Hamiltonian with perturbations. We set  $(h_0, h_p) = (4.0, 0.0)$  (stable) and  $(h_0, h_p) = (0.0, 4.0)$  (unstable).

$(4.0, 0.0)$  and  $(h_0, h_p) = (0.0, 4.0)$ . The numerical results are shown in Figs. 10 and 11. The magnetization is plotted in Fig. 10 and the variance  $\delta m^2 = \sum_{i=1}^N \langle \hat{\sigma}_i^z \rangle^2 / N$  in Fig. 11.

We find that the behaviors which are consistent with the general argument. That is, the system is relatively stable against the perturbation  $h_0$  and unstable against  $h_p$ . Comparing the results with different  $T$ , we also find that an intermediate value of  $T$  is most stable against perturbations. We check that similar results are obtained by using several choices of  $h_0$  and  $h_p$ . Thus, although the inverse engineering works for arbitrary speed of system variation, we can find the most optimal  $T$  by using the stability argument.

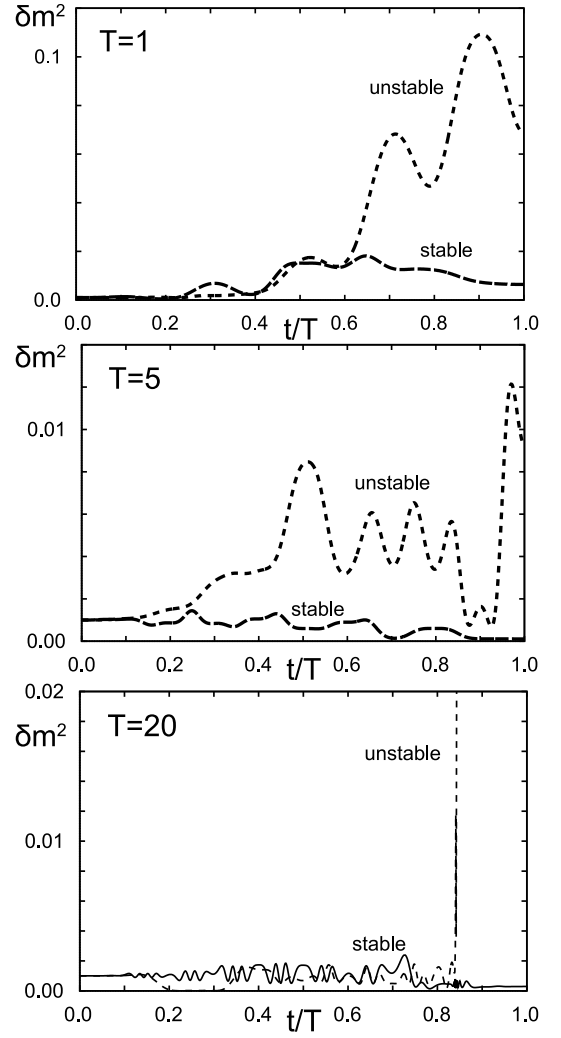


FIG. 11. Time evolution of the variance of the magnetization for the Hamiltonian with perturbations. We set  $(h_0, h_p) = (4.0, 0.0)$  (stable) and  $(h_0, h_p) = (0.0, 4.0)$  (unstable).

### E. Rotating magnetic field

One of the problem in the inverse engineering for the transverse Ising model is that a finite magnetic field  $h$  is required to find a smooth time evolution. This is easily understood from the precession motion of spins. At  $t = 0$ , the direction of the spins is in the positive  $x$  axis and the state is insensitive to the magnetic field in  $x$  direction. This problem is easily circumvented by applying the transverse field in  $y$  direction. By introducing a magnetic field in  $xy$  directions, we have the  $z$ -basis Hamiltonian matrix with complex offdiagonal elements. This is an example of nonstoquastic Hamiltonians. In this section, we consider the inverse engineering for a transverse field in  $xy$  directions.

The Hamiltonian is modified as

$$\hat{H}(t) = -f(t) \frac{J}{2N} \sum_{i,j=1}^N \hat{\sigma}_i^z \hat{\sigma}_j^z$$



$$-\Gamma_x(t) \sum_{i=1}^N \hat{\sigma}_i^x - \Gamma_y(t) \sum_{i=1}^N \hat{\sigma}_i^y. \quad (66)$$

Following the same calculation as before, we obtain the equation of motion for the Bloch vector with the mean-field ansatz:

$$\begin{aligned} \dot{\mathbf{n}}(t) \sim & -2f(t)(Jn_z(t) + h)\mathbf{e}_z \times \mathbf{n}(t) \\ & -2\Gamma_x(t)\mathbf{e}_x \times \mathbf{n}(t) - 2\Gamma_y(t)\mathbf{e}_y \times \mathbf{n}(t). \end{aligned} \quad (67)$$

We parametrize the transverse fields as

$$\Gamma_x(t) = \Gamma(t) \cos \gamma(t), \quad (68)$$

$$\Gamma_y(t) = \Gamma(t) \sin \gamma(t). \quad (69)$$

Then, the schedule is determined from the equations

$$\Gamma(t) = \frac{\dot{\theta}(t)}{2 \sin(\varphi(t) - \gamma(t))}, \quad (70)$$

$$\begin{aligned} f(t) = & -\frac{\Gamma(t)}{J \sin \theta(t) \cos \varphi(t)} [\sin(\varphi(t) - \gamma(t)) \sin \varphi(t) \\ & - \cos \gamma(t)] - \frac{\dot{\varphi}(t)}{2J \cos \varphi(t)}. \end{aligned} \quad (71)$$

We solve this for the same boundary conditions (15) and (16). The transverse field in  $y$  direction is zero at  $t = 0$  and  $t = T$ . A possible form of the angles is given by

$$\begin{aligned} \theta(t) = & \frac{\pi}{2} - \frac{J}{\Gamma_0} \left( \frac{t}{T} \right)^2 + \left( \frac{3\pi}{2} - \frac{2J}{\Gamma_0^2 T} \right) \left( \frac{t}{T} \right)^3 \\ & + \left( -\pi + \frac{J}{\Gamma_0^2 T} \right) \left( \frac{t}{T} \right)^4, \end{aligned} \quad (72)$$

$$\varphi(t) = \frac{2}{3} J T \left( \frac{t}{T} \right)^3 \left( 1 - \frac{t}{T} \right), \quad (73)$$

$$\begin{aligned} \gamma(t) = & \frac{J}{\Gamma_0^2 T} \frac{t}{T} + \left( \frac{3\pi}{2} - \frac{2J}{\Gamma_0^2 T} \right) \left( \frac{t}{T} \right)^2 \\ & + \left( -\pi + \frac{J}{\Gamma_0^2 T} \right) \left( \frac{t}{T} \right)^3. \end{aligned} \quad (74)$$

These angles are plotted in Fig. 12 and the corresponding schedule is in Fig. 13. In this case, the magnetic field in  $z$  direction is not required and we can find a smooth time evolution by a finite magnetic field.

## F. Generalization

We have treated the infinite-range model in the above analysis. The advantage of the model is that the mean-field ansatz gives the exact result and the final state is trivial in some sense. In order to apply the present method to general systems, we try to apply the analysis

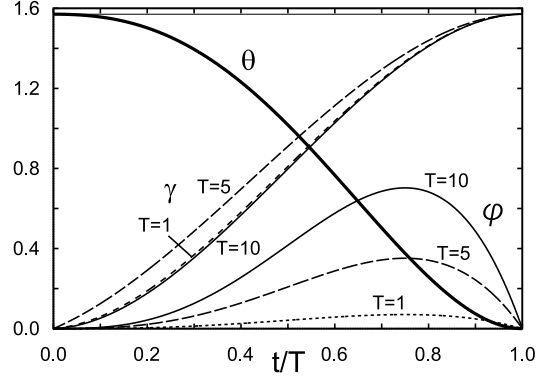


FIG. 12. Time dependence of angles. We take  $\Gamma_0 = 1$  and  $J = 1.0$ .

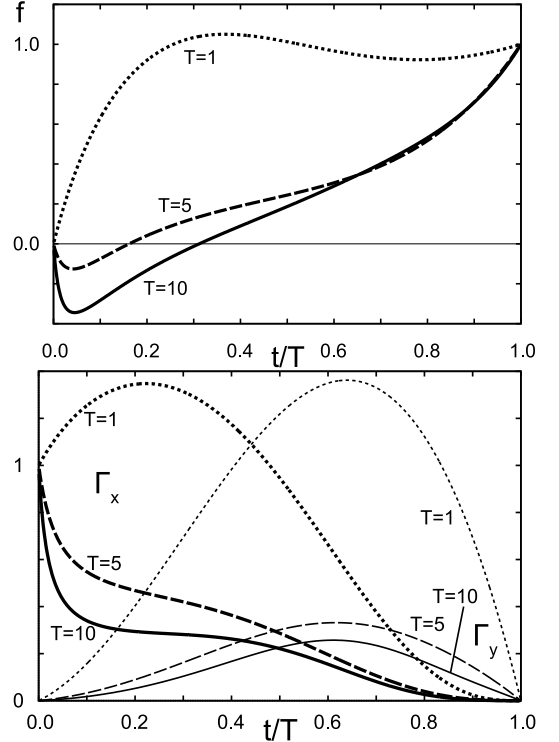


FIG. 13. Time dependence of the coefficients of the transverse Ising model. We take  $\Gamma_0 = 1$  and  $J = 1.0$ .

to the general Ising model

$$\begin{aligned} \hat{H}(t) = & f(t) \left( -\sum_{\langle ij \rangle} J_{ij} \hat{\sigma}_i^z \hat{\sigma}_j^z - \sum_{i=1}^N h_i \hat{\sigma}_i^z \right) \\ & - \Gamma(t) \sum_{i=1}^N \hat{\sigma}_i^x. \end{aligned} \quad (75)$$

By assuming the form of the invariant

$$\hat{F}(t) = \sum_{i=1}^N \mathbf{n}_i(t) \cdot \hat{\boldsymbol{\sigma}}_i, \quad (76)$$

and using the mean-field approximation (34), we obtain

$$\Gamma(t) = \frac{\dot{\theta}_i(t)}{2 \sin \varphi_i(t)}, \quad (77)$$

$$f(t) = \frac{1}{2(\sum_j J_{ij} \cos \theta_j(t) + h_i)} \times \left( 2\Gamma(t) \frac{\cos \theta_i(t)}{\sin \theta_i(t)} \cos \varphi_i(t) - \dot{\varphi}_i(t) \right). \quad (78)$$

The left-hand sides of these equations are independent of the site. We must find appropriate angles  $(\theta_i, \varphi_i)$  so that the right-hand sides are independent of  $i$ .

We assume the initial condition

$$(\theta_i(0), \varphi_i(0)) = (\pi/2, 0). \quad (79)$$

This is the same as before. As a final condition we assume

$$\theta_i(T) = (1 - \xi_i) \frac{\pi}{2} = \begin{cases} 0 & \text{for } \xi_i = 1 \\ \pi & \text{for } \xi_i = -1 \end{cases}. \quad (80)$$

$\xi_i$  denotes the sign of the spin at site  $i$ .

We assume the ansatz

$$\theta_i(t) = \xi_i \theta(t) + (1 - \xi_i) \frac{\pi}{2}, \quad (81)$$

$$\varphi_i(t) = \xi_i \varphi(t). \quad (82)$$

Then, the equation of motion is written as

$$\Gamma(t) = \frac{\dot{\theta}(t)}{2 \sin \varphi(t)}, \quad (83)$$

$$f(t) = \frac{1}{2 \left( \sum_j \xi_i J_{ij} \xi_j \cos \theta(t) + h_i \xi_i \right)} \times \left( 2\Gamma(t) \frac{\cos \theta(t)}{\sin \theta(t)} \cos \varphi(t) - \dot{\varphi}(t) \right). \quad (84)$$

If we set

$$J_{ij} = \frac{1}{N} J \xi_i \xi_j, \quad (85)$$

$$h_i = h \xi_i, \quad (86)$$

The equations reduce to the same result as before:

$$\Gamma(t) = \frac{\dot{\theta}(t)}{2 \sin \varphi(t)}, \quad (87)$$

$$f(t) = \frac{1}{2(J \cos \theta(t) + h)} \times \left( 2\Gamma(t) \frac{\cos \theta(t)}{\sin \theta(t)} \cos \varphi(t) - \dot{\varphi}(t) \right). \quad (88)$$

Equations (85) and (86) represents the Mattis model [30]. This model has no frustration and is reduced to the ferromagnetic infinite-range model. Therefore, the present result is considered to be a natural result. However, we note that the schedule is independent of  $\xi_i$  and is determined without knowing the final spin state.

Another possible way to solve the problem is to consider site-dependent transverse fields. We expect that the replacement  $\Gamma(t) \rightarrow \Gamma_i(t)$  can solve Eq. (78). This is an interesting problem but goes beyond the scope of the present work. We leave it as a future work.

## V. CONCLUSIONS

We have studied the inverse engineering of the Hamiltonian for quantum annealing. In the infinite-range model, the mean-field ansatz is used to design the schedule and the final state is obtained at arbitrary values of  $T$ . It is a nontrivial result even for the infinite-range model since we do not know that the mean-field ansatz gives the exact result in dynamical systems. We find that the schedule is strongly dependent on  $T$  if we want to realize the final state at  $t = T$ . It is shown that an intermediate value of  $T$  is optimal to find realistic values of coefficients and a stable driving.

We note that the schedule is dependent on the final state in principle. This means that it is impossible to design the Hamiltonian without knowing the final state. However, in the Mattis model, we showed that the result is independent of the final state. For the general case, the ground state is not unique and it is difficult to directly apply the present analysis to general cases. We expect that there are some approximate ways to improve the standard result and this will be our future work.

We also studied the effect of the magnetic-field in  $y$ -direction to circumvent a problem. This is easily understood from the precession motion of spins. In static systems, the direction of the transverse magnetic field is not important since we can consider the unitary rotation. In quantum annealing, the rotation gives dynamical effects which cannot be treated statically. Applying the rotating transverse field also means the introduction of a nonstoquastic Hamiltonian. Our result implies that the nonstoquastic Hamiltonian is important to find an efficient algorithm.

Finally, we stress the significance of the present method. The method of shortcuts to adiabaticity implies that any system is described by an adiabatic time evolution. For arbitrary Hamiltonian, the dynamical invariant can always be constructed as we see from an example of the density operator. Thus, the system follows an adiabatic passage of a reference Hamiltonian. The problem is that the reference Hamiltonian is not equal to the original Hamiltonian. Then, the only thing to require is that two trajectories coincide at the final time. We expect that this picture becomes useful when we understand the general properties of quantum time evolutions.

The author is grateful to Kentaro Imafuku and Hidetoshi Nishimori for useful discussions. The author also acknowledges financial support from JSPS KAKENHI Grant No. 26400385.

## Appendix: Derivation of the boundary conditions

We study Eqs. (12) and (13) under the initial and final conditions (15) and (16) to derive Eqs. (21) and (22).

At  $t \rightarrow 0$ , the angles satisfy

$$(\theta, \varphi) \rightarrow (\pi/2, 0), \quad (A.1)$$

$$(\dot{\theta}, \dot{\varphi}) \rightarrow (0, 0). \quad (\text{A.2})$$

We expand the functions as

$$\theta(t) = \frac{\pi}{2} - \alpha_2 \left(\frac{t}{T}\right)^2 - \alpha_3 \left(\frac{t}{T}\right)^3 + \dots, \quad (\text{A.3})$$

$$\varphi(t) = \beta_2 \left(\frac{t}{T}\right)^2 + \beta_3 \left(\frac{t}{T}\right)^3 + \dots. \quad (\text{A.4})$$

Inserting these expressions into Eq. (12), we obtain

$$\Gamma \sim \frac{1}{T} \frac{2\alpha_2 \frac{t}{T} + 3\alpha_3 \left(\frac{t}{T}\right)^2 + \dots}{\beta_2 \left(\frac{t}{T}\right)^2 + \beta_3 \left(\frac{t}{T}\right)^3 + \dots}. \quad (\text{A.5})$$

We choose parameters so that this expression goes to  $\Gamma_0$  at the limit  $t \rightarrow 0$ . We have

$$\alpha_2 = 0, \quad (\text{A.6})$$

$$\beta_2 = \frac{3\alpha_3}{\Gamma_0 T}. \quad (\text{A.7})$$

Using Eq. (13), we also obtain

$$h_z(t) \sim \Gamma_0 \alpha_3 \left(\frac{t}{T}\right)^3 + \frac{2\beta_2}{T} \frac{t}{T} \sim \frac{6\alpha_3}{\Gamma_0 T^2} \frac{t}{T}. \quad (\text{A.8})$$

Since  $h_z$  goes to zero at the limit, this is a consistent result.

Next, we study the limit  $t \rightarrow T$ . We need boundary conditions for  $\theta$  as

$$\theta \rightarrow 0, \quad (\text{A.9})$$

$$\dot{\theta} \rightarrow 0. \quad (\text{A.10})$$

$\varphi$  is left undetermined. We put the asymptotic forms as

$$\theta(t) \sim \gamma_2 \left(1 - \frac{t}{T}\right)^2 + \gamma_3 \left(1 - \frac{t}{T}\right)^3, \quad (\text{A.11})$$

$$\varphi(t) \sim \varphi(T) - \delta_2 \left(1 - \frac{t}{T}\right). \quad (\text{A.12})$$

Then, the equation for  $\Gamma$  reads

$$\Gamma \sim \frac{1}{T} \frac{2\gamma_2 \left(1 - \frac{t}{T}\right) + \dots}{\sin [\varphi(T) - \delta_2 \left(1 - \frac{t}{T}\right) + \dots]}. \quad (\text{A.13})$$

This equation is satisfied at the limit if  $\varphi(T) \neq 0$ . For  $\varphi(T) = 0$ , we need the additional condition  $\gamma_2 = 0$ . The equation for  $h_z$  is written as

$$h_z \sim -\frac{\dot{\theta} \cos \varphi}{\theta \sin \varphi} + \dot{\varphi}. \quad (\text{A.14})$$

$\dot{\theta}/\theta$  goes to infinity at the limit and we need  $\varphi(T) = \pi/2$  to prevent the divergence. We thus obtain

$$h_z \sim \frac{3}{T} \delta_1. \quad (\text{A.15})$$

In conclusion, we obtain Eqs. (21) and (22).

## REFERENCES

- 
- [1] T. Kadowaki and H. Nishimori, *Quantum annealing in the transverse Ising model*, Phys. Rev. E **58**, 5355 (1998).
  - [2] J. Brooke, D. Bitko, T. F. Rosenbaum, and G. Aeppli, *Quantum annealing of a disordered magnet*, Science **284**, 779 (1999).
  - [3] E. Farhi, J. Goldstone, S. Gutmann, and M. Sipser, *Quantum computation by adiabatic evolution*, arXiv:quant-ph/0001106 (2000).
  - [4] E. Farhi, J. Goldstone, S. Gutmann, J. Lapan, A. Lundgren, and D. Preda, *A quantum adiabatic evolution algorithm applied to random instances of an NP-complete problem* Science **292**, 472 (2001).
  - [5] S. Boixo, T. F. Rønnow, S. V. Isakov, Z. Wang, D. Wecker, D. A. Lidar, J. M. Martinis, and M. Troyer, *Evidence for quantum annealing with more than one hundred qubits*, Nat. Phys. **10**, 218 (2014).
  - [6] S. Morita, *Faster annealing schedules for quantum annealing*, J. Phys. Soc. Jpn. **76**, 104001 (2007).
  - [7] D. A. Lidar, A. T. Rezakhani, and A. Hamma, *Adiabatic approximation with exponential accuracy for many-body systems and quantum computation*, J. Math. Phys. **50**, 102106 (2009).
  - [8] N. Wiebe and N. S. Babcock, *Improved error-scaling for adiabatic quantum evolutions*, New J. Phys. **14**, 013024 (2012).
  - [9] T. Albash and D. A. Lidar, *Decoherence in adiabatic quantum computation*, Phys. Rev. A **91**, 062320 (2015).
  - [10] S. Bravyi, D. P. DiVincenzo, R. Oliveira, and B. M. Terhal, *The complexity of stoquastic local Hamiltonian problems*, Quantum. Inf. Comput. **8**, 361 (2008).
  - [11] E. Farhi, J. Goldstone, and S. Gutmann, *Quantum adiabatic evolution algorithms with different paths*, arXiv:quant-ph/0208135 (2002).
  - [12] Y. Seki and H. Nishimori, *Quantum annealing with antiferromagnetic fluctuations*, Phys. Rev. E **85**, 051112 (2012).
  - [13] E. Crosson, E. Farhi, C. Y.-Y. Lin, H.-H. Lin, and P. Shor, *Different strategies for optimization using the quantum adiabatic algorithm*, arXiv:1401.7320 (2014).
  - [14] L. Hormozi, E. W. Brown, G. Carleo, and M. Troyer, *Non-stoquastic Hamiltonians and quantum annealing of Ising spin glass*, arXiv:1609.06558 (2016).
  - [15] M. Demirplak and S. A. Rice, *Adiabatic population transfer with control fields*, J. Phys. Chem. A **107**, 9937 (2003).
  - [16] M. Demirplak and S. A. Rice, *Assisted adiabatic passage revisited*, J. Phys. Chem. B **109**, 6838 (2005).
  - [17] M. V. Berry, *Transitionless quantum driving*, J. Phys. A

- 42**, 365303 (2009).
- [18] X. Chen, A. Ruschhaupt, S. Schmidt, A. del Campo, D. Guéry-Odelin, and J. G. Muga, *Fast Optimal Frictionless Atom Cooling in Harmonic Traps: Shortcut to Adiabaticity*, Phys. Rev. Lett. **104**, 063002 (2010).
  - [19] E. Torrontegui, S. Ibáñez, S. Martínez-Garaot, M. Modugno, A. del Campo, D. Guéry-Odelin, A. Ruschhaupt, X. Chen, and J. G. Muga, *Shortcuts to adiabaticity*, Adv. At. Mol. Opt. Phys. **62**, 117 (2013).
  - [20] H. R. Lewis and W. B. Riesenfeld, *An exact quantum theory of the time-dependent harmonic oscillator and of a charged particle in a time-dependent electromagnetic field*, J. Math. Phys. **10**, 1458 (1969).
  - [21] K. Takahashi, *Unitary deformations of counterdiabatic driving*, Phys. Rev. A **91**, 042115 (2015).
  - [22] A. del Campo, M. M. Rams, and W. H. Zurek, *Assisted Finite-Rate Adiabatic Passage Across a Quantum Critical Point: Exact Solution for the Quantum Ising Model*, Phys. Rev. Lett. **109**, 115703 (2012).
  - [23] K. Takahashi, *Transitionless quantum driving for spin systems*, Phys. Rev. E **87**, 062117 (2013).
  - [24] H. Saberi, T. Opatrný, K. Mølmer, and A. del Campo, *Adiabatic tracking of quantum many-body dynamics*, Phys. Rev. A **90**, 060301(R) (2014).
  - [25] B. Damski, *Counterdiabatic driving of the quantum Ising model*, J. Stat. Mech. P12019 (2014).
  - [26] D. Sels and A. Polkovnikov, *Minimizing irreversible losses in quantum systems by local counter-diabatic driving*, arXiv:1607.05687 (2016).
  - [27] M. Okuyama and K. Takahashi, *From Classical Nonlinear Integrable Systems to Quantum Shortcuts to Adiabaticity*, Phys. Rev. Lett. **117**, 070401 (2016).
  - [28] S. Campbell, G. De Chiara, M. Paternostro, G. M. Palma, and R. Fazio, *Shortcut to Adiabaticity in the Lipkin-Meshkov-Glick Model*, Phys. Rev. Lett. **114**, 177206 (2015).
  - [29] K. Takahashi, *How fast and robust is the quantum adiabatic passage?*, J. Phys. A: Math. Theor. **46**, 315304 (2013).
  - [30] D. C. Mattis, *Solvable Spin Systems with Random Interactions*, Phys. Lett. **56A**, 421 (1976).