

The Solar Neighborhood XXXVIII. Results from the CTIO/SMARTS 0.9m: Trigonometric Parallaxes for 151 Nearby M Dwarf Systems

Jennifer G. Winters^{1,7}, R. Andrew Sevrinsky^{2,7}, Wei-Chun Jao^{2,7}, Todd J. Henry^{3,7}, Adric R. Riedel^{4,7}, John P. Subasavage^{5,7}, John C. Lurie^{6,7}, Philip A. Ianna^{3,7}

ABSTRACT

We present 160 new trigonometric parallaxes for 151 M dwarf systems from the REsearch Consortium On Nearby Stars (RECONS) group's long-term astrometry/photometry program at the CTIO/SMARTS 0.9m telescope. Most systems (124 or 82%) are found to lie within 25 pc. The stars have $119 \text{ mas yr}^{-1} \leq \mu \leq 828 \text{ mas yr}^{-1}$ and $3.85 \leq (V-K) \leq 8.47$. Among these are 58 systems from the SuperCOSMOS-RECONS (SCR) search, discovered via our proper motion trawls of the SuperCOSMOS digitized archival photographic plates, while the remaining stars were suspected via photometric distance estimates to lie nearby. Sixteen are systems that are newly discovered via astrometric perturbations to be binaries, many of which are ideal for accurate mass determinations due to their proximity and orbital periods on the order of a decade. A variability analysis of the stars presented, two-thirds of which are new results, shows six of the stars to vary by more than 20 mmag. This effort brings the total number of parallaxes for M dwarf systems measured by RECONS to nearly 500 and increases by 26% the number of southern M dwarf systems with accurate trigonometric parallaxes placing them within 25 pc.

¹Harvard-Smithsonian Center for Astrophysics, Cambridge, MA 02138; jennifer.winters@cfa.harvard.edu

²Department of Physics and Astronomy, Georgia State University, Atlanta, GA 30302-4106; sevrinsky@astro.gsu.edu, jao@astro.gsu.edu

³RECONS Institute, Chambersburg, Pennsylvania, 17201; toddhenry28@gmail.com, phil-ianna3@gmail.com

⁴Astronomy Department, California Institute of Technology, Pasadena, CA 91125; arr@astro.caltech.edu

⁵US Naval Observatory, Flagstaff Station, 10391 West Observatory Road, Flagstaff, AZ 86001; jsubasavage@nofs.navy.mil

⁶Astronomy Department, University of Washington, Seattle, WA 98195; lurie@uw.edu

⁷Visiting Astronomer, Cerro Tololo Inter-American Observatory. CTIO is operated by AURA, Inc. under contract to the National Science Foundation.

Subject headings: stars: distances — stars: low mass — stars: statistics — solar neighborhood — parallaxes

1. Introduction

Historically, trigonometric parallax (π_{trig}) measurements for M dwarfs have been a challenge due to the intrinsic faintness of these low-mass stars. Thus, early astrometric programs typically targeted the brightest and earliest of M dwarf spectral types, which were usually also the nearest. The first publication of parallaxes for M dwarf primaries reported results for stars with $V < 10$ from the Yerkes 1.0m (Schlesinger 1911). Today, the two cornerstones of parallax results are *The Catalogue of Trigonometric Parallaxes, Fourth Edition* (van Altena et al. 1995) from Yale University Observatory, often called the *Yale Parallax Catalog* (hereafter referred to as YPC) and the *HIPPARCOS* catalog (Perryman et al. 1997, updated in van Leeuwen 2007; hereafter referred to as HIP), with many of the brighter YPC M dwarfs also having been observed by HIP. Most of the parallaxes for nearby M dwarfs in the YPC are results from the long-term astrometric programs that were carried out with telescopes at the Allegheny, Cape, McCormick, Mt. Wilson, Sproul, Van Vleck, Yale, Yerkes and US Naval Observatories. The ~ 475 nearby M dwarf systems included in HIP are bright ($V \lesssim 12$) and mostly early-type objects, while the ~ 650 nearby M dwarfs listed in the YPC encompass a wide range of M dwarf spectral types. The faintest M dwarf included in YPC (RGO 0050-2722, with $V = 21.51$ (Ianna 1993)) is due to astrometrists’ continuing efforts to push the faintness limits of parallax measurements (Ianna & Bessell 1986).

Recent interest in M dwarfs as targets for exoplanet searches has spurred parallax measurements for these stars at the bottom of the stellar main-sequence. Many astrometric programs (Gatewood 2008; Gatewood & Coban 2009; Lèpine et al. 2009; Smart et al. 2007, 2010; Dupuy & Liu 2012; Shkolnik et al. 2012; Dittmann et al. 2014; Finch & Zacharias 2016) have contributed important distance measurements to the nearby M dwarf population, primarily in the northern hemisphere. Additional results have become available from reductions of the *Hipparcos* data, e.g., Söderhjelm (1999) and Fabricius & Makarov (2000).

The REsearch Consortium On Nearby Stars’ (RECONS)¹ work over the past two decades has helped fill in the nearby star census with vital distance determinations, specifically in the historically neglected southern hemisphere. To date, RECONS has contributed the first reliable π_{trig} measurements for ~ 200 M dwarfs, as well as for white dwarfs and brown dwarfs, within 25 pc via our long-term astrometric program at the CTIO/SMARTS 0.9m

¹www.recons.org

and 1.5m (Costa et al. 2005, 2006; Jao et al. 2005, 2011, 2014; Gizis et al. 2007; Henry et al. 1997, 2006; Subasavage et al. 2009; Riedel et al. 2010, 2011, 2014; von Braun et al. 2011; Mamajek et al. 2013; Dieterich et al. 2014; Lurie et al. 2014; Davison et al. 2015). The work presented here is part of the continuing RECONS effort to determine a complete census of all M dwarfs within 25 pc. Here we present the largest set of accurate π_{trig} measurements for stars in the southern hemisphere since the YPC and HIP.

2. Definition of the Sample

Stars reported here were targeted during the astrometry program because they were likely to be red dwarfs within 25 pc with no previous published π_{trig} . Of the 151 systems, 93 are from previous compendia of proper motion stars, primarily based on work by Luyten (Luyten 1979a,b, 1980a,b), and 58 are from our SuperCOSMOS-RECONS (SCR) search (Hambly et al. 2004; Henry et al. 2004). The systems have $\mu = 118\text{--}828 \text{ mas yr}^{-1}$, with 143 having $\mu > 180 \text{ mas yr}^{-1}$, the canonical cutoff for Luyten’s Two-Tenths (LTT) Catalog.

We define M dwarfs to have $3.7 \leq (V - K) \leq 9.5$ and $8.8 \leq M_V \leq 20.0$, corresponding to objects with masses $0.64\text{--}0.07 M_{\odot}$ (Benedict et al. 2016). For the most massive M dwarfs, these color and absolute magnitude limits were determined at the K/M dwarf boundary by creating observational HR diagrams from the RECONS 25 Parsec Database (see §7), where spectral types from RECONS’ work, Gray et al. (2003), Reid et al. (1995), and Hawley et al. (1996) were used to separate the K and M dwarfs. Because spectral types can be imprecise, there was overlap between the two spectral types; boundaries were thus chosen to split the types at carefully defined $(V - K)$ and M_V values. A similar method was followed for the M/L dwarf transition using results from both RECONS and Dahn et al. (2002), providing the regimes outlined above for the observational luminosities and colors that include the full range of M dwarfs. Stars for which astrometry and photometry are presented here have $3.85 < (V - K) < 8.47$ and are therefore all M dwarfs.

Figure 1 provides some of the general characteristics of the stars presented here. The left panel shows the distribution on the sky for the sample (note that there are eight stars with $\delta > 0^\circ$). The right panel illustrates an observational luminosity function, using M_V , for the sample, indicating that the majority of these M dwarfs are of the mid-M spectral type. The true distribution would shift slightly toward lower mass stars with the deblending of the photometry of the twenty-one unresolved binaries (indicated in blue).

3. Observations & Data Reduction

3.1. Photometry

3.1.1. $V_J R_{KC} I_{KC}$ CCD Photometry

For all but two objects,² at least two epochs of absolute $V_J R_{KC} I_{KC}$ (henceforth referred to as VRI) photometry on the Johnson-Kron-Cousins system were measured for each parallax field. Two V filters that are photometrically indistinguishable to 7 millimagnitudes (mmag) (Jao et al. 2011), one R filter, and one I filter were used for series of observations spanning 2–16 years, depending on the star.³ The 2048×2046 Tektronix CCD camera on the CTIO/SMARTS 0.9m with a pixel (px) scale of $0''.401 \text{ px}^{-1}$ was used for both astrometric and photometric observations. In order to mitigate the effects of image distortion at the edges of the CCD, only the central quarter of the chip was used, resulting in a $6'.8 \times 6'.8$ square field of view.

The data were reduced using *IRAF*⁴ (Tody 1993). Bias subtraction and flat fielding were done with calibration frames acquired nightly. Most of the targets were observed at $sec\ z < 1.8$, although for a few of the more extreme northern stars, this was not possible. Standard stars from Bessel (1990), Landolt (1992, 2007, 2013) and/or Graham (1982) were observed multiple times throughout the photometry nights at varying airmasses and used to determine transformation equations and extinction curves. Apertures $14''$ in diameter were used to determine the stellar fluxes, matching the aperture diameters used by Landolt. In cases where close contaminating sources required deblending, smaller apertures were used and aperture corrections were applied.

A few systems had separations too small to allow aperture corrections; thus, point spread function (PSF) photometry was performed using either *IRAF* or *IDL*. For SCR 1630-3633AB, the standard *IRAF* PSF reduction procedures⁵ were followed to obtain individual photometry for the components of these close binaries. For all other PSF reductions, a custom *IDL* program was used. In short, the contribution from the sky background was

²Only one epoch of photometry was available for WT 1637 and LHS 2024 at the time of this paper.

³The central wavelengths for the two V_J filters, the R_{KC} filter, and the I_{KC} filter are 5438\AA , 5475\AA , 6425\AA , and 8075\AA , respectively.

⁴*IRAF* is distributed by the National Optical Astronomy Observatories, which are operated by the Association of Universities for Research in Astronomy, Inc., under cooperative agreement with the National Science Foundation.

⁵as outlined in *A User's Guide to Stellar CCD Photometry with IRAF* from NOAO

calculated from a ‘blank’ part of the image. The region around the close pair being analyzed was then cropped to include only the relevant pair, and the background subtracted. A Moffat curve was fit to the PSF of the primary, the flux determined from the fit, and then the primary was subtracted from the image. Care was taken to minimize the residual counts from the primary. Gaussian and Lorentzian curves were also tested, but it was found that the Moffat curve fit the shape of the PSF best. A Moffat curve was then fit to the secondary component’s PSF and the flux calculated from the fit. The ratio of the fluxes then yielded the Δ mags from which individual magnitudes were calculated from the blended photometry. *VRI* photometry from PSF reductions listed in Table 1 are noted.

As outlined in Winters et al. (2011), photometric uncertainties are typically 30 mmag for the *V*–band and 20 mmag for the *R*– and *I*–bands. Further details on the photometric data reduction, the transformation equations, uncertainties, etc., can be found in Jao et al. (2005, 2011); Winters et al. (2011) and Winters et al. (2015). Note that a ‘u’ next to the reference in column (7) indicates that photometry was reported in a previous RECONS publication, but that the value listed here is updated due to the acquisition of additional data.

3.1.2. *JHK_s Photometry from 2MASS*

Photometry in the near-infrared *JHK_s* (hereafter simply *JHK*) filters has been extracted from 2MASS (Skrutskie et al. 2006) and is rounded to the nearest hundredth magnitude in Table 1. Uncertainties in *JHK* are typically less than 0.05 mag, with exceptions indicated in columns (8,9,10) of Table 1.

All *JHK* magnitudes have been confirmed by eye to correspond to the correct objects by using the Aladin interface at *CDS* to ‘blink’ SuperCOSMOS images taken at different epochs and identifying the 2MASS point that matches the projected proper motion. Because the proper motions of all the objects presented here are larger than 118 mas yr^{−1}, their movements were easily discernible during the blinking process and the correct identification of the 2MASS source was straightforward.

Table 1 provides the *VRIJHK* photometry data for the 160 stars in 151 M dwarf systems presented here. Included are the names of the M dwarfs (column 1), coordinates (J2000.0) (2,3), *VRI* magnitudes (4,5,6) and the number of observations and/or reference (7), the 2MASS *JHK* magnitudes (8,9,10), and a photometric distance estimate and uncertainty based on the photometry (11,12). Components of multiple systems are noted with capital letters A and B after the names in the first column. If the names of the components are

different, the letters identifying the primary and the secondary are placed within parentheses (e.g., LTT 7419(A) and CE 507(B), where the ‘B’ component is also known as LTT 7419B). A ‘J’ next to a magnitude indicates that light from a close companion has resulted in blended photometry. A note has been added to the photometric distance estimates for the 27 systems for which the trigonometric distance places the system beyond 25 pc. Nearly all of these stars were originally thought to be within 25 pc, but our new astrometry indicates that they are not. This in itself reveals important information about the stars, as discussed in §4.1.

Table 1. Photometric Data

Name	RA	DEC	V_J	R_{KC}	I_{KC}	# obs/ref	J	H	K_s	d_{CCD}	σ_{CCD}
(1)	(hh:mm:ss)	(dd:mm:ss)	(mag)	(mag)	(mag)	(7)	(mag)	(mag)	(mag)	(pc)	(pc)
L 217-028	00 08 17.4	−57 05 53	12.13	11.00	9.57	/3	8.21	7.63	7.40	13.2	2.1
LEHPM 1-255	00 09 45.1	−42 01 40	13.62	12.35	10.66	/3	9.07	8.45	8.22	12.5	2.0
SCR 0027-0806	00 27 45.4	−08 06 05	17.54	15.84	13.73	3/2u	11.57	10.97	10.61	18.4 ^c	2.9
LP 349-25AB	00 27 56.0	+22 19 33	18.04J	15.82J	13.37J	3/1	10.61J	9.97J	9.57J	8.2 ^d	1.3
LTT 313	00 35 38.1	−10 04 19	11.85	10.81	9.57	/3	8.33	7.74	7.48	17.5 ^c	2.7
LHS 1134	00 43 26.0	−41 17 34	13.00	11.75	10.11	/3	8.57	8.03	7.71	10.9	1.7
LHS 1140	00 44 59.3	−15 16 18	14.18	12.88	11.19	/3	9.61	9.09	8.82	17.1	2.9
L 87-2	00 57 12.5	−64 15 24	12.40	11.28	9.81	/3	8.40	7.82	7.60	13.7	2.1
L 87-10	01 04 07.0	−65 22 27	13.98	12.63	10.95	/3	9.40	8.84	8.53	14.7	2.5
LP 707-16	01 10 17.5	−11 51 18	12.69	11.50	10.02	/3	8.63	7.93	7.66	12.8	2.2
SCR 0111-4908	01 11 47.5	−49 08 09	17.74	15.91	13.75	3/2u	11.54	11.00	10.61	17.5	2.8
LEHPM 1-1343	01 13 16.4	−54 29 14	14.16	12.85	11.17	/3	9.57	8.98	8.68	15.1	2.3
L 2-60	01 29 20.9	−85 56 11	13.49	12.21	10.58	/3	9.05	8.39	8.08	12.2 ^c	2.0
WT 50	01 46 29.4	−53 39 33	14.18	12.82	11.08	/3	9.46	8.85 ^b	8.61	13.7	2.3
L 294-92AB	01 47 42.6	−48 36 06	12.42J	11.23J	9.72J	/3	8.25J	7.69J	7.45J	11.5 ^d	1.8
LHS 5045	01 52 51.6	−48 05 41	13.79	12.48	10.80	/3	9.17	8.60 ^b	8.24	12.0	1.9
L 88-43	01 53 37.1	−66 53 34	11.68	10.60	9.24	/3	7.91	7.29	6.99	11.6	1.9
L 583-33B	02 02 17.5	−26 33 52	14.28	13.03	11.50	2/1	9.94	9.32	9.06 ^b	20.9 ^c	3.4
L 583-33A	02 02 17.5	−26 33 52	14.15	12.92	11.39	2/1	9.81 ^b	9.22 ^b	8.95	20.0 ^c	3.3
SCR 0211-0354	02 11 51.7	−03 54 02	15.99	14.43	12.54	3/1	10.68	10.07	9.73	16.4 ^c	2.3
L 225-57AB	02 34 21.2	−53 05 37	12.53J	11.32J	9.76J	/3	8.23J	7.61J	7.31J	9.5 ^d	1.5
SCR 0246-7024	02 46 02.3	−70 24 06	14.86	13.44	11.61	/2	9.84	9.33	9.02	14.2	2.3
LP 831-45AB	03 14 18.2	−23 09 30	12.58J	11.42J	9.93J	/3	8.49J	7.88J	7.63J	12.8 ^d	2.0
LP 831-68	03 16 47.8	−21 25 26	11.04	10.01	8.79	/3	7.61	6.95	6.69	12.5	2.1
LTT 17505	03 21 46.9	−06 40 24	11.32	10.29	9.07	/3	7.86	7.28	6.98	14.4	2.3
SCR 0327-3634	03 27 46.8	−36 34 40	12.72	11.62	10.25	3/3u	8.92	8.26	8.04	18.4 ^c	3.0
SCR 0420-7005	04 20 12.6	−70 05 59	17.09	15.35	13.25	/2	11.19	10.59	10.25	16.3	2.7
L 130-37	04 28 05.7	−62 09 25	13.06	11.88	10.36	/3	8.94	8.34 ^b	8.01	14.9	2.4
L 591-43(B)	04 36 39.8	−27 22 06	12.56	11.47	10.10	2/1	8.78	7.17	7.88	14.9 ^c	5.4
L 591-42(A)	04 36 40.9	−27 21 18	12.25	11.19	9.88	/3	8.61	7.98	7.73	17.9	2.8
LP 715-39	04 38 37.2	−11 30 15	12.69	11.54	10.09	/3	8.67	8.11	7.82	14.9	2.3
SCR 0509-4325	05 09 43.9	−43 25 17	14.10	12.83	11.20	3/2u	9.61	9.00	8.74	16.5	2.5
SCR 0517-4252	05 17 21.4	−42 52 47	11.92	10.87	9.61	/3	8.34	7.73 ^b	7.45	16.3	2.6
LHS 5109	05 36 00.1	−07 38 59	12.86	11.62	10.05	/3	8.46	7.83	7.57	10.0	1.6
LEHPM 2-3528	06 07 58.1	−61 15 10	14.57	13.26	11.57	/2	9.92	9.39 ^b	9.09	18.0 ^c	2.8
SCR 0631-8811	06 31 31.0	−88 11 37	15.65	14.05	12.04	/2	10.04	9.46	9.07	10.4	1.6
SCR 0640-0552	06 40 14.0	−05 52 23	10.22	9.22	8.03	/2	6.84	6.21	5.96	9.3	1.5
SCR 0642-6707	06 42 27.2	−67 07 20	16.01	14.43	12.42	/2	10.62	10.15	9.81	17.6	3.9
L 597-18	06 43 40.7	−26 24 41	12.92	11.76	10.31	/3	8.91	8.43 ^b	8.13	18.1	3.0
SCR 0644-4223A	06 44 32.1	−42 23 45	14.74 ^a	13.47	11.95	1/2u	9.93J	9.27J	8.98J
SCR 0644-4223B	06 44 32.1	−42 23 45	16.04 ^a	14.77	12.82	1/2u
LP 382-56A	06 57 11.7	−43 24 51	11.89 ^a	10.85	9.47	1/3u	7.59J	6.98J	6.76J
LP 382-56B	06 57 11.7	−43 24 51	11.95 ^a	10.89	9.81	1/3u
SCR 0702-6102	07 02 50.4	−61 02 48	16.62	14.77	12.50	4/2u	10.36	9.85	9.52	10.7	2.0

Table 1—Continued

Name	RA	DEC	V_J	R_{KC}	I_{KC}	# obs/ref	J	H	K_s	d_{CCD}	σ_{CCD}
(1)	(hh:mm:ss)	(dd:mm:ss)	(mag)	(mag)	(mag)	(7)	(mag)	(mag)	(mag)	(pc)	(pc)
APM 0710-5704	07 09 37.7	−57 03 42	13.64	12.36	10.73	/3	9.25	8.63 ^b	8.30	14.3	2.4
SCR 0713-0511	07 13 11.2	−05 11 49	11.13	10.08	8.86	/2	7.65	7.08	6.82	13.5	2.1
SCR 0717-0501	07 17 17.1	−05 01 04	13.29	12.02	10.39	/2	8.87	8.35 ^b	8.05	13.2	2.2
LTT 17957	07 17 32.2	+19 33 53	12.83	11.72	10.35	2/1	9.02	8.43	8.16	19.9	3.1
L 136-37	07 20 52.0	−62 10 12	12.33	11.18	9.74	/3	8.38	7.84 ^b	7.52	13.8	2.2
SCR 0723-8015AB	07 23 59.7	−80 15 18	17.45J	15.61J	13.40J	/3	11.30J	10.82J	10.44J	17.1 ^d	3.2
SCR 0724-3125	07 24 21.2	−31 25 58	14.40	13.07	11.39	3/3u	9.79	9.22	8.89	16.6 ^c	2.6
SCR 0733-4406	07 33 42.7	−44 06 13	15.15	13.80	12.07	3/3u	10.32	9.73	9.44	18.4 ^c	2.9
SCR 0736-3024	07 36 56.7	−30 24 16	13.67	12.42	10.85	3/2u	9.36	8.79	8.50	16.9	2.7
L 528-16	07 38 09.7	−31 12 19	11.90	10.80	9.48	/3	8.18	7.56	7.30	14.0	2.2
SCR 0754-3809	07 54 54.8	−38 09 38	15.46	13.91	11.98	/2	10.01	9.42	9.08	11.3	1.8
SCR 0805-5912	08 05 46.2	−59 12 50	14.69	13.38	11.68	/2	10.07	9.52	9.22	19.4	3.1
LHS 1992	08 13 42.6	−76 07 49	11.86	10.79	9.46	2/3u	8.16	7.60 ^b	7.30	14.5	2.3
SCR 0829-3709	08 29 41.3	−37 09 35	14.30	13.03	11.42	3/3u	9.83	9.26	9.00	19.2 ^c	3.0
LHS 2024	08 31 23.5	−10 29 54	15.06	13.62	11.84	/3	10.07	9.49	9.14	14.7	2.3
SCR 0838-5855AB	08 38 02.2	−58 55 59	17.19J	15.08J	12.78J	/3	10.31J	9.71J	9.27J	8.0 ^d	1.3
SCR 0853-3924	08 53 28.7	−39 24 41	12.33	11.23	9.87	3/3u	8.51	7.94	7.72	16.4	2.5
L 532-12	08 54 02.4	−30 51 37	13.44	12.16	10.55	/3	9.01	8.39	8.09	12.6 ^c	2.0
SCR 0914-4134	09 14 17.4	−41 34 38	15.01	13.57	11.72	/2	9.98	9.42	9.12	14.6	2.4
L 749-34	09 16 20.7	−18 37 33	10.73	9.72	8.54	/3	7.35	6.76	6.49	12.1	1.9
WT 1637	09 29 03.8	−24 29 04	16.87	15.10	12.96	/3	10.84	10.29	9.91	13.4	2.2
LP 788-1AB	09 31 22.3	−17 17 43	17.55J	15.63J	13.38J	/3	11.07J	10.47J	10.07J	12.5 ^d	2.0
WT 2458	09 45 58.4	−32 53 30	14.04	12.66	10.89	/3	9.20	8.60	8.28	10.8	1.7
LTT 3613	09 50 40.5	−13 48 39	12.71	11.52	9.99	/3	8.58	7.97	7.72	13.2	2.1
L 392-39B	10 19 51.0	−41 48 48	13.17	12.00	10.49	2/1	9.06	8.54	8.29	18.1	2.9
L 392-39A	10 19 51.3	−41 48 46	11.64	10.66	9.52	/3	8.36	7.72	7.49	20.0	3.2
LP 904-36	10 36 28.4	−28 27 15	12.03	10.99	9.75	2/3u	8.50	7.83 ^b	7.58	17.5 ^c	3.0
LTT 3896	10 37 45.3	−27 46 39	13.14	11.84	10.19	/3	8.60	8.04 ^b	7.72	10.1	1.6
LEHPM 2-2758	10 38 47.8	−86 32 44	13.24	12.02	10.46	/3	8.97	8.40	8.11	14.4	2.2
LP 848-50AB	10 42 41.4	−24 16 05	16.53J	14.60J	12.47J	3/3u	10.28J	9.67J	9.34J	9.7 ^d	1.6
LTT 4004AB	10 54 42.0	−07 18 33	13.29J	12.03J	10.43J	2/3u	8.88J	8.25J	7.97J	12.2 ^d	1.9
LP 491-51	11 03 21.3	+13 37 57	12.96	11.76	10.24	2/1	8.76	8.18	7.91	13.7	2.1
CE440-87	11 47 50.7	−28 49 45	16.21	14.98	13.38	/3	12.02	11.45	11.24	67.9 ^c	14.0
SCR 1157-0149	11 57 45.6	−01 49 03	15.99	14.54	12.68	/2	10.91	10.35	10.02	21.3	3.4
LP 908-10	12 03 28.1	−29 23 00	15.38	14.08	12.37	2/3u	10.74	10.13	9.81	24.2 ^c	3.7
SCR 1206-3500	12 06 58.5	−35 00 52	14.67	13.35	11.66	/2	10.01	9.40	9.13	17.7	2.7
WT 1928	12 08 06.9	−32 06 36	14.04	12.96	11.62	/3	10.30	9.66	9.40	35.8 ^c	5.8
SCR 1214-4603	12 14 40.0	−46 03 14	15.65	14.14	12.23	/2	10.32	9.75	9.44	14.3	2.2
L 18-22	12 20 33.8	−82 25 58	11.96	10.76	9.20	/3	7.70	7.14	6.84	8.1	1.2
SCR 1230-3411AB	12 30 01.8	−34 11 24	14.16J	12.81J	11.07J	/2	9.34J	8.77J ^b	8.44J	11.7 ^d	1.8
L 327-121AB	12 33 33.1	−48 26 11	12.07J	10.91J	9.45J	2/3u	8.01J	7.38J	7.14J	10.3 ^d	1.6
SCR 1240-8116	12 40 56.0	−81 16 31	14.11	12.89	11.28	/2	9.73	9.16	8.89	19.2 ^c	2.9
LHS 5226	12 44 00.7	−11 10 30	14.22	12.84	11.14	2/3u	9.52	8.97	8.67	14.6	2.4
SCR 1245-5506	12 45 52.5	−55 06 50	13.66	12.32	10.61	/2	8.99	8.43	8.12	11.3	1.8

Table 1—Continued

Name	RA	DEC	V_J	R_{KC}	I_{KC}	# obs/ref	J	H	K_s	d_{CCD}	σ_{CCD}
(1)	(hh:mm:ss)	(dd:mm:ss)	(mag)	(mag)	(mag)	(7)	(mag)	(mag)	(mag)	(pc)	(pc)
LHS 2634	12 47 09.8	−03 34 18	12.60	11.51	10.11	/3	8.77	8.16	7.89	17.1	2.7
SCR 1247-0525	12 47 14.7	−05 25 13	14.78	13.45	11.73	/3	10.13	9.62	9.29	20.1	3.4
LHS 5231	12 59 18.2	−00 10 33	12.92	11.77	10.24	2/3u	8.79	8.23 ^b	7.92	14.4 ^c	2.2
WT 1962AB	12 59 51.3	−07 30 35	15.42J	14.23J	12.68J	/3	11.19J	10.68J	10.43J	44.7 ^{c,d}	7.2
LEP 1330-2039	13 30 40.9	−20 39 03	12.46	11.27	9.75	/3	8.28	7.65	7.39	10.7	1.7
SCR 1343-4002	13 43 41.5	−40 02 29	15.06	13.67	11.88	2/3u	10.14	9.61	9.25	16.4	2.5
L 106-15	14 04 08.2	−66 14 37	11.59	10.51	9.14	/3	7.78	7.15	6.92	11.0	1.8
SCR 1420-7516	14 20 36.8	−75 16 06	13.78	12.55	10.95	/2	9.44	8.91	8.63	17.9	2.9
LHS 2935	14 32 08.0	+08 11 30	15.68	14.08	12.09	3/1	10.11	9.53	9.17	11.2	1.8
SCR 1441-7338	14 41 14.4	−73 38 41	16.96	15.31	13.25	/2	11.20	10.61	10.27	17.2 ^c	2.7
SCR 1444-3426	14 44 06.6	−34 26 47	14.17	12.89	11.26	/2	9.74	9.18	8.88	18.8	3.0
LTT 6084	15 15 43.7	−07 25 21	12.93	11.68	10.09	2/3u	8.57	8.02	7.71	11.4	1.8
L 108-87	15 30 52.0	−68 01 18	13.52	12.28	10.63	/3	9.08	8.50	8.23	13.6	2.1
L 408-123AB	15 45 41.6	−43 30 29	13.06J	11.90J	10.40J	/3	8.94J	8.34J	8.08J	15.5 ^d	2.4
LHS 3124	15 51 21.0	+29 31 06	13.03	11.87	10.39	2/1	8.96	8.38	8.15	16.9	2.6
SCR 1601-3421	16 01 55.7	−34 21 57	16.18	14.71	12.86	/2	10.96	10.33	9.98	18.7	3.0
SCR 1626-3812	16 26 51.7	−38 12 33	15.75	14.24	12.29	/3	10.37	9.80	9.44	13.8	2.1
SCR 1630-3633A	16 30 27.2	−36 33 56	15.35 ^a	13.83	11.92	1/1	10.04J	9.50J	9.03J
SCR 1630-3633B	16 30 27.2	−36 33 56	19.98 ^a	19.17	18.26	1/1
SCR 1636-4041	16 36 57.6	−40 41 09	13.44	12.24	10.70	2/3u	9.20	8.57	8.31	15.7	2.5
LP 154-205	16 47 55.2	−65 09 12	13.98	12.73	11.16	/3	9.70	9.17	8.88	21.2	3.6
G 169-29	16 50 57.0	+22 26 48	14.08	12.69	10.91	3/1	9.14	8.57	8.31	10.5	1.6
SCR 1656-2046	16 56 33.6	−20 46 37	17.32	15.55	13.39	2/3u	11.30	10.71	10.37	16.6	2.8
G 139-3AB	16 58 25.0	+13 58 06	13.16J	11.90J	10.31J	3/1	8.80J	8.28J	7.97J	13.1 ^d	2.1
SCR 1659-6958	16 59 28.1	−69 58 18	15.36	13.93	12.15	/3	10.54	10.00	9.70	22.2	4.3
SCR 1728-0143	17 28 11.1	−01 43 57	14.42	13.15	11.51	/3	9.89	9.32	9.01	18.2	2.8
SCR 1731-2452	17 31 03.8	−24 52 44	13.20	12.07	10.63	2/1	9.27	8.61	8.38	19.8 ^c	3.2
L 204-148	17 38 32.5	−58 32 34	12.52	11.38	9.91	/3	8.48	7.93	7.67	13.9	2.1
LTT 7077	17 46 29.4	−08 42 37	12.72	11.44	9.78	/3	8.20	7.69	7.35	8.8	1.4
SCR 1746-3214	17 46 40.7	−32 14 04	16.15	14.47	12.40	/3	10.35	9.74	9.38	11.2	1.8
L 415-82	17 57 14.2	−41 59 29	11.28	10.30	9.17	/3	7.96	7.37	7.14	16.9	2.7
G 154-43AB	18 03 36.1	−18 58 51	14.13J	12.72J	10.90J	/3	9.13J	8.53J	8.28J	9.9 ^d	1.6
L 43-72AB	18 11 15.3	−78 59 23	12.57J	11.23J	9.50J	/3	7.84J	7.33J	6.96J	6.4 ^d	1.0
LTT 7246A	18 15 12.4	−19 24 07	11.02 ^a	10.03	8.96	1/3u	7.32J	6.72J	6.45J
SCR 1826-6542	18 26 46.8	−65 42 40	17.35	15.28	12.96	/2	10.57	9.96	9.55	9.3	1.5
GJ 714	18 30 12.0	−58 16 28	9.81	8.90	7.93	/3	6.87	6.24	5.96	11.9	2.0
G 141-21	18 36 19.0	+13 36 30	12.45	11.23	9.69	3/1	8.19	7.61	7.37	10.4	1.6
SCR 1841-4347	18 41 09.8	−43 47 33	16.46	14.72	12.59	/2	10.48	9.94	9.60	11.9	2.0
LTT 7419(A)	18 43 12.5	−33 22 46	10.25	9.30	8.28	/3	7.19	6.54	6.33	13.3	2.2
CE 507(B)	18 43 12.7	−33 22 26	16.24	14.66	12.67	2/1	10.73	10.14	9.83	15.7	2.5
LTT 7434AB	18 45 57.5	−28 55 53	12.68J	11.49J	9.94J	/3	8.41J	7.90J	7.60J	11.6 ^d	1.8
L 345-91B	18 48 41.4	−46 47 08	12.45 ^a	11.33	10.06	1/3u
L 345-91A	18 48 41.4	−46 47 08	12.26 ^a	11.18	9.72	1/3u	7.83J	7.24J	6.99J
SIP 1848-8214	18 48 51.1	−82 14 42	18.55	16.33	14.00	/3	11.48	10.92	10.50	13.8	2.2

Table 1—Continued

Name	RA	DEC	V_J	R_{KC}	I_{KC}	# obs/ref	J	H	K_s	d_{CCD}	σ_{CCD}
(1)	(hh:mm:ss)	(dd:mm:ss)	(mag)	(mag)	(mag)	(7)	(mag)	(mag)	(mag)	(pc)	(pc)
LP 691-15	18 49 06.4	−03 15 18	14.23	12.91	11.22	/3	9.61	8.98	8.70	14.8	2.3
L 489-43	18 52 25.3	−37 30 36	12.70	11.49	9.86	/3	8.38	7.86	7.56	11.1	1.9
SCR 1855-6914	18 55 47.9	−69 14 15	16.61	14.79	12.66	/2	10.47	9.88	9.51	10.7	1.7
SCR 1901-0737	19 01 32.4	−07 37 24	15.59	14.16	12.35	2/3u	10.57	10.00	9.70	19.0 ^c	3.0
SCR 1901-3106	19 01 59.2	−31 06 45	13.37	12.29	10.93	2/3u	9.61	9.01	8.77	27.2 ^c	4.2
LHS 5348AB	19 27 52.7	−28 11 15	14.85J	13.36J	11.46J	/3	9.69J	9.11J	8.79J	11.6 ^d	1.9
SCR 1931-0306	19 31 04.6	−03 06 18	16.81	15.11	13.11	/2	11.15	10.56	10.23	18.0	3.0
L 275-26	19 34 03.9	−52 25 14	12.83	11.68	10.19	/3	8.77	8.16	7.92	15.0	2.3
LHS 3492	19 51 31.3	−50 55 38	15.27	14.05	12.45	/3	10.97	10.49	10.19	38.8 ^c	6.8
SCR 2016-7531	20 16 11.3	−75 31 05	15.84	14.28	12.35	/2	10.47	9.86	9.51	14.3	2.3
SCR 2025-1534	20 25 08.6	−15 34 16	12.70	11.62	10.25	/3	8.92	8.30	8.05	19.0 ^c	3.0
LEHPM 2-1265AB	20 33 01.9	−49 03 11	15.33J	13.84J	11.98J	/3	10.11J	9.52J	9.19J	13.3 ^d	2.1
LP567-63	20 34 31.1	−32 31 00	12.17	11.08	9.71	/3	8.37	7.74	7.51	14.6 ^c	2.3
L 163-23	21 02 25.0	−60 31 36	11.96	10.97	9.79	/3	8.64	7.92	7.71	21.0 ^c	3.7
LHS 3615	21 03 21.7	−50 22 52	13.10	11.96	10.48	/3	9.11	8.46	8.19	17.4 ^c	2.8
SCR 2105-5503	21 05 13.8	−55 03 56	13.97	12.69	11.05	/2	9.59	8.92	8.64	16.7	2.8
LEHPM 2-801	21 22 16.9	−43 14 05	13.39	12.17	10.61	/2	9.13	8.53	8.21	14.9	2.3
L 714-46	21 28 18.3	−22 18 32	12.17	11.11	9.81	/3	8.50	7.92	7.63	16.9	2.7
SCR 2130-7710	21 30 07.0	−77 10 38	17.01	15.34	13.31	/2	11.29	10.67	10.37	18.3	2.9
L 2-77	21 46 40.4	−85 43 05	13.39	12.13	10.44	/3	8.84	8.28	7.99	11.4	1.8
L 427-34B	21 49 11.4	−41 33 30	13.44 ^a	12.16	10.78	2/1
L 427-34A	21 49 11.4	−41 33 30	13.14 ^a	11.82	10.39	2/1	7.75J	7.17J	6.88J
LEHPM 1-4771AB	22 30 09.5	−53 44 56	14.47J	13.09J	11.30J	/3	9.54J	8.96J	8.63J	12.0 ^d	1.8
L 645-73(B)	22 38 23.0	−29 21 00	12.64	11.46	9.96	5/1	8.57	7.99	7.70	13.7	2.2
SCR 2303-4650	23 03 35.6	−46 50 47	13.89	12.54	10.83	2/1	9.22	8.69	8.26	12.0	2.0
SCR 2307-8452	23 07 19.7	−84 52 04	15.15	13.76	12.00	3/2u	10.36	9.81	9.47	19.7	3.3
L 85-31	23 53 25.2	−70 56 41	13.01	11.78	10.18	/3	8.68	8.10	7.78	11.8	1.8
LTT 9828AB	23 59 44.8	−44 05 00	12.81J	11.67J	10.23J	/3	8.88J	8.29J	8.04J	17.6 ^d	2.7

^a VRI photometry for individual components has been calculated using PSF reduction.

^b2MASS magnitude uncertainty greater than 0.05 mags.

^cThe π_{trig} for this object places it beyond 25 pc.

^dThe photometric distance estimate is based upon the joint photometry for the system and is thus likely an underestimate.

Note. — A ‘J’ next to a photometry value indicates that the magnitude is blended due to one or more close companions. A ‘u’ next to the reference indicates that RECONS photometry was reported in a previous publication, but that the value listed here is updated due to additional data and supersedes previous results.

References. — (1) this work; (2) Winters et al. (2011); (3) Winters et al. (2015).

3.2. Astrometry

Here we briefly outline the methods used for astrometry observations and data reduction. Parallax frames are taken using either V_J (old), V_J (new)⁶, R_{KC} , or I_{KC} filters, depending on the brightness of the science target, using the same instrumental set-up as that used for the photometry frames. The magnitudes of the stars span $7.94 \leq VRI \leq 18.55$. To balance the signal from the red target stars to generally fainter, bluer, reference stars, bright stars were observed in V , while to increase the signal for faint target stars, the I filter was used. This reduces the magnitude range for target star observations in the parallax filters to $9.74 \leq VRI \leq 15.91$.

Typically, three to five frames (depending on the target’s brightness) were taken each night within 30 minutes of the science target’s meridian transit to minimize corrections required for differential color refraction (DCR). The parallax star and the reference stars do not have identical colors; therefore, their positions shift relative to each other as a result of refraction by the Earth’s atmosphere, necessitating the DCR corrections. Mean exposure times ranged from 20 to 1200 seconds, depending on the brightnesses of the science stars, the reference field stars, and sky conditions. All data were taken between 1999 and 2016, with timespans for observations for each star given in column (8) of Table 2. As with the photometry frames, bias and dome flat frames were taken nightly to enable calibration of the science images, following the procedures outlined in Jao et al. (2005).

As discussed extensively in Jao et al. (2005), Henry et al. (2006), and Subasavage et al. (2009), our data reduction processes disentangle the proper motions and parallactic shifts that contribute to the paths traced on the sky by the science targets. In short, (1) *SExtractor* (Bertin & Arnouts 1996) was used to measure the centroids of the science and reference stars, (2) a six-constant plate model was defined to determine plate constants in order to rotate and translate each frame so that the reference stars were aligned from frame to frame, (3) least-square equations were then solved for multi-epoch series of images using *Gaussfit* (Jefferys et al. 1988), and (4) the relative parallax was corrected to absolute parallax via the photometric distance estimates of the reference stars, which were initially assumed to have

⁶Between 2005 March and 2009 September, the V_J (new) filter was used in lieu of the V_J (old) filter and was found to be slightly inferior, astrometrically; however, as noted in Subasavage et al. (2009), there is a benefit to including data taken with both filters if there are ~ 1 -2 years of data taken after the filter switch. See Subasavage et al. (2009) and Jao et al. (2011) for a more thorough discussion. Of the targets presented here, 62 were observed in the V filter; all but two — L 749-34 and LHS 3124 — have either all of their observations in the V_J (old) filter or the necessary 1-2 years of additional data after the filter switch. Neither L 749-34 nor LHS 3124 shows any signs of perturbation, so it is not felt that the astrometry has been affected.

zero mean parallax and proper motion.

As noted in Subasavage et al. (2009), in 2007, our reduction processes began incorporating a new centroiding algorithm available in the *SExtractor* package (see the *SExtractor* v2.13 User’s manual⁷ for a more thorough discussion) that utilizes a circular Gaussian-weighted two-dimensional window to iteratively measure the pixel coordinates of the reference and parallax stars. The x and y pixel coordinates are measured through the $XWIN_{IMAGE}$ and $YWIN_{IMAGE}$ outputs. The resulting positional parameters are much more precise than those obtained using the isophotal method and are very close to the precision obtained using a PSF-fitting model.

The final π_{trig} uncertainty is a combination of many factors, including (1) the quality of the reference star frame (number of stars, distribution, brightness), (2) the accuracy of the (x, y) centroids, including any ellipticity caused by a close component, (3) the total number of images used in the π_{trig} measurement, (4) the time span of the images used, (5) the parallax factor coverage (i.e., the breadth of parallax factors covered and how many frames were obtained for the ‘morning’ and ‘evening’ halves of the parallax ellipse for each field), (6) the DCR corrections, and (7) the correction from relative to absolute parallax.

Table 2 presents details of the astrometry observations, including the key trigonometric parallax results (π), as well as proper motions (μ) and derived tangential velocities (V_{tan}). After the names (column 1), we list J2000.0 coordinates (2,3), the filter in which π_{trig} was measured (4), the number of seasons N_{sea} covered⁸ (5), the number of frames N_{fr} acquired for each star (6), the time interval covered by the data sequence (7), the number of years of coverage (8), and the number of reference stars N_{ref} used in the field (9). Results for photometric variability in the filter used for parallax observations are given in column (10), followed by the relative parallax π_{rel} (11), the correction to absolute parallax π_{cor} (needed because the reference stars are not at an infinite distance) (12), and final absolute parallax π_{abs} (13), all with their associated uncertainties. The magnitude and position angle (measured east from north) of the proper motion, with their uncertainties, are given in columns (14,15), followed by the derived tangential velocity V_{tan} (16), and notes (17). Objects with ‘!’ in the notes column are discussed further in Section 4.5.

⁷<https://www.astromatic.net/pubsvn/software/sextractor/trunk/doc/sextractor.pdf>

⁸ N_{sea} indicates the number of seasons observed, where the six months when a star is observable counts as one season. The letter ‘c’ indicates a continuous set of observations where multiple nights of data were taken in each season, whereas an ‘s’ indicates scattered observations when some seasons have only a single night of observations.

4. Results

4.1. Photometric Distance Estimates

Because π_{trig} measurements require significant resources in terms of both time and money, a careful sequence of events takes place before an object is targeted for astrometry. Generally, before placing a potentially nearby star on the program, VRI magnitudes are measured and JHK magnitudes are extracted from 2MASS. Photometric distance estimates are then calculated using the relations described in Henry et al. (2004). Of the 15 possible color– M_K relations, 12 are predictive and are calculated using the available photometry.⁹ These are then compared to the same relations for known single stars with accurate π_{trig} . Any objects with distance estimates placing them closer than 20 pc are added to the program. The distance estimates and uncertainties are provided in the final two columns of Table 1. The few stars presented here with distance estimates placing the beyond 20 pc are a mixture of those with distances estimated by other investigators to be nearby, relatively high proper motion stars, and stars added soon after the program started to fill in hours of RA that had few targets.

For six close binary systems, the determination of individual parallaxes for each component was possible, as was the deblending of their VRI photometry via PSF reductions; however, the 2MASS photometry is unresolved. These systems have been omitted from Figures 3, 4, and 5, as there is no clean way to include them.

Most of the stars in Table 1 were published previously in Winters et al. (2011) or Winters et al. (2015). Exceptions include 16 stars. The sample presented in Winters et al. (2015) were southern M dwarf primaries; thus, neither the eight northern M dwarfs nor the seven secondary components presented here were included in that publication. One additional southern M dwarf primary (SCR 2303-4650) was overlooked in previous publications and is offered here for the first time.

We note that the distance estimates reported here may be slightly different from those reported previously, due to the acquisition of more VRI photometry that improves the estimate. These new results thus supersede previous results.

⁹Only two of the stars offered here have fewer than 12 relations: GJ 714 has 10 relations and LP 349-25AB has 11 relations.

4.2. Trigonometric Distance Measurements

The astrometry results presented in Table 2 represent the largest set of π_{trig} measurements with uncertainties less than ~ 3 mas (milliarcseconds) measured for stars in the southern hemisphere since YPC and HIP. The distribution of the π_{trig} uncertainties in Figure 2 illustrates that most of the measurements have errors less than 2 mas, with a mean value of 1.6 mas. A large π_{trig} error is usually caused by a sparse or asymmetric reference field or the presence of a close (gravitationally bound or background) star. We note that targets in the direction of the Galactic center will have reddened reference stars that corrupt the correction from relative to absolute parallax because their distance estimates are too close. For these objects, we have adopted generic corrections of 1.50 ± 0.50 mas, as noted in Table 2.

Comparisons of the photometric distance estimates to the accurate trigonometric distances provide valuable information about the targets. Unresolved binaries will have underestimated photometric distances, due to the added light from unseen companion(s). Unresolved equal-magnitude binaries will have distance estimates underestimated by a factor of $\sqrt{2}$. Light from fainter companions will decrease this offset, whereas light from additional unresolved companions will increase this offset. Low-mass subdwarfs will have overestimated distances, as they are underluminous at a given color; however, no known subdwarfs are included in the sample presented here.

Figure 3 compares the photometric distance estimates to the measured trigonometric distances, with the solid line tracing distances that match. A group of points with larger trigonometric distances than photometric estimates is evident, primarily due to a number of both confirmed and candidate unresolved binaries. The dash-dot line indicates the boundary at which the trigonometric distance is larger than $\sqrt{2}$ times that of the photometric distance, corresponding to an equal-luminosity pair of unresolved stars. Points for candidate binaries below this line, taking into account the uncertainties on their photometric distances, are enclosed with open red squares, whereas points for known unresolved multiples are enclosed with red stars. Alternately, some of the stars below the dash-dot line may be young stars that are overluminous because they have inflated radii, resulting in underestimated photometric distance estimates. However, we expect the number of unidentified young stars in this sample to be small because we have vetted the entire observing list for young stars with various attributes of youth, e.g., x-ray emission and space motion that matches known young moving groups. The inset histogram shows the distribution of the absolute deviations between the two distances. For the presumed single stars within 25 pc, the mean absolute deviation is 21%, a bit higher than the 15% reported in Henry et al. (2004), the offset outlined with dashed lines. This is due to the presence of the candidate binaries mentioned

above. Both the known and candidate multiples are discussed in §5.

Table 2. Astrometry Data

Name	RA	DEC	fil	N_{sea}	N_{fr}	coverage	T	N_{ref}	var	π_{rel}	π_{cor}	π_{abs}	μ	P.A.	V_{tan}	notes
(1)	(hh:mm:ss)	(dd:mm:ss)	(4)	(5)	(6)	(7)	(yr)	(9)	(mmag)	(mas)	(mas)	(mas)	(mas yr ⁻¹)	(deg)	(km s ⁻¹)	(17)
L 217-28	00 08 17.37	-57 05 52.9	V	8s	68	2000.50-2008.00	7.25	7	9.8	73.66 ± 2.10	1.51 ± 0.21	75.17 ± 2.11	385.4 ± 0.7	263.1 ± 0.17	24.3	
LEHPM 1-255	00 09 45.06	-42 01 39.6	V	4c	51	2009.75-2012.94	3.20	6	13.7	52.12 ± 1.49	1.14 ± 0.22	53.26 ± 1.51	254.8 ± 1.4	091.4 ± 0.44	22.7	
SCR 0027-0806	00 27 45.36	-08 06 04.7	I	5s	59	2008.85-2014.94	6.09	9	13.3	23.39 ± 1.24	1.50 ± 0.10	24.89 ± 1.24	118.5 ± 0.9	118.6 ± 0.80	22.6	
LP 349-25AB	00 27 55.99	+22 19 32.3	I	12s	100	2003.51-2015.92	12.42	7	11.2	67.71 ± 1.39	1.45 ± 0.14	69.16 ± 1.40^b	429.8 ± 0.3	112.4 ± 0.07	29.5	!
LTT 313	00 35 38.07	-10 04 18.7	V	6s	70	2010.97-2015.97	5.00	7	9.9	31.14 ± 1.32	1.38 ± 0.08	34.52 ± 1.32^b	211.1 ± 1.0	254.4 ± 0.46	30.1	!
LHS 1134	00 43 26.01	-41 17 34.0	V	7s	72	2009.78-2015.97	6.19	8	10.5	94.68 ± 1.40	0.56 ± 0.08	95.24 ± 1.40	764.4 ± 0.8	220.1 ± 0.11	38.0	
LHS 1140	00 44 59.34	-15 16 17.5	V	8s	60	2003.95-2014.93	10.98	5	12.5	79.57 ± 2.76	0.61 ± 0.11	80.18 ± 2.76	665.9 ± 1.0	153.3 ± 0.16	39.4	
L 87-2	00 57 12.48	-64 15 24.0	V	5s	70	2008.86-2012.87	4.01	7	8.9	55.57 ± 1.38	0.68 ± 0.05	56.25 ± 1.38	385.8 ± 1.2	061.6 ± 0.33	32.5	
L 87-10	01 04 06.95	-65 22 27.3	V	7s	54	2008.64-2014.79	6.16	6	18.1	84.95 ± 1.50	0.45 ± 0.04	85.40 ± 1.50	365.6 ± 0.8	242.1 ± 0.23	20.3	
LP 707-16	01 10 17.53	-11 51 17.6	V	5s	56	2010.97-2014.93	3.96	6	13.5	53.42 ± 1.47	0.52 ± 0.07	53.94 ± 1.47	230.0 ± 1.4	120.6 ± 0.66	20.2	
SCR 0111-4908	01 11 47.52	-49 08 08.9	R	5s	59	2007.82-2014.92	7.09	8	11.2	52.96 ± 1.39	1.30 ± 0.10	54.26 ± 1.39	540.6 ± 1.0	215.0 ± 0.21	47.2	
LEHPM 1-1343	01 13 16.41	-54 29 13.8	R	10s	80	1999.91-2014.80	14.89	9	24.2	59.27 ± 1.15	1.61 ± 0.18	60.88 ± 1.16^b	391.2 ± 0.2	072.3 ± 0.05	30.7	
L 2-60	01 29 20.84	-85 56 11.0	I	6s	55	2003.95-2008.70	4.75	10	6.7	30.71 ± 2.47	1.81 ± 0.17	32.52 ± 2.48	434.7 ± 1.5	138.1 ± 0.39	63.4	
WT 50	01 46 29.36	-53 39 32.6	V	5s	45	2011.61-2015.84	4.23	7	12.3	55.70 ± 1.75	0.96 ± 0.22	56.66 ± 1.76	178.7 ± 1.1	124.7 ± 0.72	14.9	
L 294-92AB	01 47 42.55	-48 36 05.7	R	12s	92	2004.74-2015.83	11.10	6	11.7	71.41 ± 1.63	0.92 ± 0.08	72.33 ± 1.63	364.2 ± 0.5	143.9 ± 0.14	23.9	!
LHS 5045	01 52 51.59	-48 05 41.3	R	12s	95	2003.95-2015.93	11.98	5	14.0	73.53 ± 1.91	1.60 ± 0.09	75.13 ± 1.91	550.9 ± 0.5	248.8 ± 0.09	34.8	
L 88-43	01 53 37.08	-66 53 34.1	R	7s	79	2005.71-2011.89	6.18	6	8.1	72.47 ± 3.50	2.97 ± 0.24	75.44 ± 3.51	424.2 ± 1.4	066.1 ± 0.36	26.7	!
L 583-33A	02 02 17.53	-26 33 51.4	I	7s	56	2000.57-2011.89	11.32	6	17.7	33.05 ± 1.29	1.91 ± 0.20	34.96 ± 1.31	340.5 ± 0.4	143.6 ± 0.14	46.2	
L 583-33B	02 02 17.53	-26 33 51.4	I	7s	56	2000.57-2011.89	11.32	6	14.3	32.66 ± 1.29	1.91 ± 0.20	34.57 ± 1.31	336.0 ± 0.4	143.7 ± 0.14	46.1	
SCR 0211-0354	02 11 51.67	-03 54 02.5	R	4c	46	2011.73-2014.92	3.19	9	15.2	29.17 ± 1.89	1.21 ± 0.13	30.38 ± 1.89	152.2 ± 1.5	185.4 ± 0.88	23.7	
L 225-57AB	02 34 21.21	-53 05 36.8	V	7s	61	2003.95-2010.97	7.02	8	11.2	50.09 ± 1.82	0.85 ± 0.17	50.94 ± 1.83	403.7 ± 0.8	145.2 ± 0.23	37.6	
SCR 0246-7024	02 46 02.25	-70 24 06.3	R	9s	66	2006.87-2014.91	8.05	7	12.5	79.22 ± 1.27	0.96 ± 0.08	80.18 ± 1.27	225.4 ± 0.5	116.7 ± 0.26	13.3	
LP 831-45AB	03 14 18.18	-23 09 29.5	V	13s	93	2003.95-2016.05	12.10	8	15.3	61.98 ± 1.22	1.53 ± 0.14	63.51 ± 1.23^b	368.8 ± 0.4	062.6 ± 0.11	27.5	!
LP 831-68	03 16 47.81	-21 25 25.9	V	5s	65	2010.96-2014.94	3.99	7	17.4	52.07 ± 2.27	1.39 ± 0.59	53.46 ± 2.35	285.2 ± 1.3	059.8 ± 0.52	25.3	
LTT 17505	03 21 46.92	-06 40 24.3	V	4c	59	2012.82-2015.82	3.01	7	11.6	53.76 ± 2.47	1.10 ± 0.15	54.86 ± 2.47	312.1 ± 2.3	090.9 ± 0.60	27.0	
SCR 0327-3634	03 27 46.79	-36 34 40.4	V	4c	56	2011.77-2015.08	3.31	9	12.1	37.57 ± 1.62	0.56 ± 0.07	38.13 ± 1.62	183.0 ± 1.6	249.0 ± 0.90	22.8	
SCR 0420-7005	04 20 12.55	-70 05 58.7	I	7s	72	2003.94-2011.15	7.21	7	7.1	59.67 ± 0.85	2.42 ± 0.23	62.09 ± 0.88	659.5 ± 0.4	021.7 ± 0.07	50.4	
L 130-37	04 28 05.72	-62 09 25.1	V	5s	72	2011.73-2016.05	4.32	6	16.8	58.02 ± 1.15	1.40 ± 0.15	59.42 ± 1.16	358.3 ± 0.9	030.0 ± 0.26	28.6	
L 591-43(B)	04 36 39.83	-27 22 06.0	V	5s	49	2000.96-2007.91	4.19	5	8.7	38.03 ± 2.59	0.95 ± 0.09	38.98 ± 2.59	340.9 ± 1.3	237.8 ± 0.43	41.5	!
L 591-42(A)	04 36 40.85	-27 21 18.3	V	5s	49	2000.96-2007.91	4.19	5	11.1	41.07 ± 2.48	0.95 ± 0.09	42.02 ± 2.48	343.1 ± 1.3	237.7 ± 0.41	38.7	!
LP 715-39	04 38 37.16	-11 30 14.8	V	4c	70	2010.96-2013.92	2.96	7	13.9	49.25 ± 2.13	1.70 ± 0.20	50.95 ± 2.14	360.7 ± 2.3	228.7 ± 0.73	33.6	
SCR 0509-4325	05 09 43.85	-43 25 17.4	I	6s	71	2008.86-2015.05	6.20	8	18.2	44.79 ± 1.82	1.74 ± 0.11	46.53 ± 1.82	227.2 ± 1.4	324.2 ± 0.69	23.1	
SCR 0517-4252	05 17 21.43	-42 52 47.3	V	5s	64	2011.17-2014.92	3.76	9	13.1	46.31 ± 1.55	1.29 ± 0.21	47.60 ± 1.56	183.7 ± 1.4	011.2 ± 0.73	18.3	
LHS 5109	05 36 00.07	-07 38 58.5	V	5s	70	2011.73-2016.06	4.32	11	11.6	66.94 ± 1.51	1.07 ± 0.19	68.01 ± 1.52	480.5 ± 1.2	013.5 ± 0.24	33.5	
LEHPM 2-3528	06 07 58.09	-61 15 10.5	I	6s	58	2009.92-2015.96	6.03	8	8.3	22.94 ± 1.61	1.34 ± 0.14	24.28 ± 1.62	215.4 ± 0.9	005.8 ± 0.36	42.1	
SCR 0631-8811	06 31 31.04	-88 11 36.6	I	5c	87	2003.94-2013.10	9.16	6	13.3	61.32 ± 2.27	2.65 ± 0.19	63.97 ± 2.28	498.0 ± 0.6	350.4 ± 0.11	36.9	
SCR 0640-0552	06 40 13.99	-05 52 23.3	V	9c	122	2004.91-2012.82	7.90	10	11.5	83.20 ± 2.96	2.55 ± 0.26	85.75 ± 2.97	590.5 ± 1.0	170.0 ± 0.16	32.6	
SCR 0642-6707	06 42 27.17	-67 07 19.8	I	8s	101	2006.87-2016.21	9.34	11	12.2	72.03 ± 1.03	1.35 ± 0.08	73.38 ± 1.03	819.5 ± 0.6	121.9 ± 0.08	52.0	
L 597-18	06 43 40.67	-26 24 40.9	R	6s	114	2000.88-2014.16	13.29	10	10.8	54.38 ± 0.99	1.05 ± 0.04	55.43 ± 0.99	463.3 ± 0.3	224.7 ± 0.08	39.6	
SCR 0644-4223A	06 44 32.09	-42 23 45.2	I	6s	33	2008.85-2013.78	4.93	11	...	29.98 ± 2.79	2.13 ± 0.16	32.11 ± 2.79	183.6 ± 2.7	162.2 ± 1.46	27.1	
SCR 0644-4223B	06 44 32.09	-42 23 45.2	I	6s	33	2008.85-2013.78	4.93	11	...	33.14 ± 3.05	2.13 ± 0.16	35.27 ± 3.05	171.4 ± 2.9	165.1 ± 1.72	23.0	
LP 382-56A	06 57 11.74	-43 24 51.1	V	4c	62	2010.96-2014.15	3.19	12	...	47.00 ± 2.05	1.28 ± 0.11	48.28 ± 2.05	255.2 ± 2.1	162.8 ± 0.81	25.1	
LP 382-56B	06 57 11.74	-43 24 51.1	V	4c	62	2010.96-2014.15	3.19	12	...	46.60 ± 2.13	1.28 ± 0.11	47.88 ± 2.13	220.0 ± 2.1	159.6 ± 1.00	21.8	
SCR 0702-6102	07 02 50.34	-61 02 47.6	I	12c	184	2003.84-2014.93	11.09	10	8.9	58.14 ± 1.42	1.29 ± 0.15	59.43 ± 1.43	785.9 ± 0.3	042.2 ± 0.05	62.7	!
APM 0710-5704	07 09 37.66	-57 03 42.3	R	4c	102	2000.14-2003.13	3.00	9	10.1	57.55 ± 1.06	1.55 ± 0.18	59.10 ± 1.08	464.8 ± 1.3	046.2 ± 0.33	37.3	
SCR 0713-0511	07 13 11.23	-05 11 48.6	V	8s	71	2004.97-2012.89	7.92	11	13.5	89.66 ± 1.64	1.20 ± 0.07	90.86 ± 1.64	304.5 ± 1.0	184.1 ± 0.29	15.9	
SCR 0717-0501	07 17 17.09	-05 01 03.6	I	11s	122	2004.18-2016.20	12.02	9	14.5	91.69 ± 1.66	1.35 ± 0.10	93.04 ± 1.66	573.9 ± 0.4	132.8 ± 0.07	29.2	
LTT 17957	07 17 29.94	+19 34 16.7	R	6c	73	2003.94-2009.02	5.08	8	7.7	51.97 ± 2.38	0.71 ± 0.11	52.68 ± 2.38	416.6 ± 1.4	230.6 ± 0.37	37.5	
L 136-37	07 20 52.04	-62 10 11.8	I	5c	58	2009.09-2012.89	3.81	8	9.8	87.85 ± 2.56	0.95 ± 0.18	88.80 ± 2.57	338.9 ± 2.4	303.5 ± 0.80	18.1	

Table 2—Continued

Name	RA	DEC	fil	N_{sea}	N_{fr}	coverage	T	N_{ref}	var	π_{rel}	π_{cor}	π_{abs}	μ	P.A.	V_{tan}	notes
(1)	(hh:mm:ss)	(dd:mm:ss)	(4)	(5)	(6)	(7)	(yr)	(9)	(mmag)	(mas)	(mas)	(mas)	(mas yr ⁻¹)	(deg)	(km s ⁻¹)	(17)
SCR 0723-8015AB	07 23 59.65	-80 15 17.8	I	9s	113	2003.07-2016.18	13.11	8	7.9	63.21 ± 1.15	1.10 ± 0.15	64.31 ± 1.16 ^b	818.9 ± 0.2	330.1 ± 0.03	60.4	!
SCR 0724-3125	07 24 21.23	-31 25 57.7	I	5s	64	2011.23-2015.05	3.82	10	18.6	24.84 ± 1.44	1.15 ± 0.08	25.99 ± 1.44	135.2 ± 1.1	290.9 ± 0.85	24.7	
SCR 0733-4406	07 33 42.67	-44 06 12.5	I	5s	64	2011.23-2014.95	3.71	10	10.4	22.45 ± 0.73	0.60 ± 0.04	23.05 ± 0.73	279.4 ± 0.6	165.3 ± 0.23	57.4	
SCR 0736-3024	07 36 56.68	-30 24 16.4	R	6s	82	2006.87-2015.07	8.20	12	12.8	73.96 ± 1.03	1.36 ± 0.15	75.32 ± 1.04	429.7 ± 0.7	148.5 ± 0.18	27.0	
L 528-16	07 38 09.69	-31 12 19.1	V	4s	63	2011.96-2015.22	3.26	8	12.3	65.97 ± 1.31	1.04 ± 0.20	67.01 ± 1.33	265.7 ± 1.6	320.6 ± 0.69	18.8	
SCR 0754-3809	07 54 54.84	-38 09 37.8	I	8s	73	2004.97-2011.96	6.98	9	10.0	77.74 ± 1.55	1.39 ± 0.22	79.13 ± 1.57	372.0 ± 0.7	349.8 ± 0.16	22.3	
SCR 0805-5912	08 05 46.17	-59 12 50.4	I	6c	55	2003.94-2009.08	5.14	10	8.9	59.96 ± 1.90	1.75 ± 0.20	61.71 ± 1.91	632.7 ± 1.0	155.1 ± 0.17	48.6	
LHS 1992	08 13 42.61	-76 07 48.5	V	3c	62	2012.87-2015.29	2.42	10	10.4	60.84 ± 1.82	1.02 ± 0.12	61.86 ± 1.82	696.9 ± 2.3	334.4 ± 0.37	53.4	
SCR 0829-3709	08 29 41.29	-37 09 34.7	R	5c	63	2011.16-2015.08	3.93	11	13.8	38.26 ± 0.87	1.68 ± 0.23	39.94 ± 0.90	344.4 ± 0.6	304.2 ± 0.21	40.9	
LHS 2024	08 31 23.45	-10 29 53.8	I	5s	68	2003.95-2016.21	12.26	10	11.3	58.30 ± 0.95	1.11 ± 0.06	59.41 ± 0.95	671.3 ± 0.3	241.5 ± 0.06	53.6	
SCR 0838-5855AB	08 38 02.24	-58 55 58.7	I	9s	109	2005.90-2015.93	10.03	11	10.5	91.38 ± 0.75	1.17 ± 0.08	92.55 ± 0.75 ^b	330.9 ± 0.3	194.7 ± 0.08	16.6	!
SCR 0853-3924	08 53 28.65	-39 24 41.0	V	5c	65	2011.16-2014.95	3.79	11	13.2	57.76 ± 1.23	0.85 ± 0.11	58.61 ± 1.23	376.2 ± 0.9	265.7 ± 0.22	30.4	
L 532-12	08 54 02.39	-30 51 36.6	V	4c	65	2012.94-2016.21	3.27	9	25.2	31.80 ± 0.81	1.26 ± 0.20	33.06 ± 0.83	273.2 ± 0.7	268.8 ± 0.23	39.2	
SCR 0914-4134	09 14 17.42	-41 34 37.9	I	9s	94	2007.18-2015.07	7.89	11	8.0	82.29 ± 1.41	1.27 ± 0.15	83.56 ± 1.42	759.9 ± 0.6	314.7 ± 0.08	43.1	
L 749-34	09 16 20.65	-18 37 32.9	V	7s	73	2004.17-2009.94	5.76	9	10.9	75.60 ± 2.36	2.00 ± 0.16	77.60 ± 2.37	321.7 ± 1.2	296.0 ± 0.41	19.6	
WT 1637	09 29 03.77	-24 29 04.3	I	4s	58	2013.38-2016.18	2.80	8	8.0	55.71 ± 0.97	0.84 ± 0.04	56.55 ± 0.97	251.5 ± 1.1	235.5 ± 0.51	21.1	
LP 788-1AB	09 31 22.27	-17 17 42.6	I	5c	74	2011.97-2016.05	4.08	10	10.6	70.47 ± 0.99	0.83 ± 0.06	71.30 ± 0.99 ^b	372.8 ± 0.9	246.2 ± 0.25	25.9	!
WT 2458	09 45 58.42	-32 53 29.8	R	7s	85	2010.39-2016.06	5.67	8	16.5	82.65 ± 0.74	0.71 ± 0.10	83.36 ± 0.75	327.7 ± 0.4	296.2 ± 0.13	18.6	
LTT 3613	09 50 40.54	-13 48 38.6	V	6s	59	2009.32-2013.95	4.63	10	11.1	49.66 ± 1.86	1.48 ± 0.13	51.14 ± 1.86	190.7 ± 1.3	122.8 ± 0.74	17.7	
L 392-39A	10 19 51.26	-41 48 46.1	V	5s	62	2001.27-2005.10	3.91	7	9.3	42.38 ± 2.69	2.15 ± 0.22	44.53 ± 2.70	446.1 ± 1.1	190.4 ± 0.19	47.5	
L 392-39B	10 19 53.66	-41 49 01.6	V	5s	62	2001.27-2005.10	3.91	7	6.9	44.48 ± 2.60	2.15 ± 0.22	46.63 ± 2.61	441.5 ± 1.1	190.5 ± 0.26	44.9	
LP 904-36	10 36 28.43	-28 27 15.4	V	6s	62	2010.02-2015.22	5.20	8	14.2	35.88 ± 1.51	1.10 ± 0.21	36.98 ± 1.52	215.2 ± 1.3	269.6 ± 0.48	27.6	
LTT 3896	10 37 45.32	-27 46 38.7	R	8s	96	2004.99-2016.04	11.05	7	15.5	65.30 ± 1.28	1.32 ± 0.12	66.62 ± 1.29	335.6 ± 0.3	320.6 ± 0.09	23.9	!
LEHPM 2-2758	10 38 47.82	-86 32 44.1	R	11s	99	2005.14-2016.05	10.91	8	9.6	73.35 ± 2.54	1.45 ± 0.20	74.80 ± 2.55	245.0 ± 0.6	227.0 ± 0.29	15.5	
LP 848-50AB	10 42 41.36	-24 16 04.9	R	7s	80	2010.16-2016.04	5.88	13	14.8	93.62 ± 1.30	0.49 ± 0.05	94.11 ± 1.30 ^b	209.4 ± 1.0	011.6 ± 0.45	11.2	!
LTT 4004AB	10 54 41.97	-07 18 33.1	V	4c	50	2013.12-2016.19	3.07	6	13.0	46.26 ± 1.89	0.91 ± 0.23	47.17 ± 1.90	403.5 ± 1.3	205.6 ± 0.37	40.6	
LP 491-51	11 03 21.27	+13 37 57.0	V	7s	52	2010.15-2016.20	6.05	6	13.3	63.88 ± 2.63	0.76 ± 0.08	64.64 ± 2.63	208.8 ± 1.0	294.3 ± 0.52	15.3	
CE 440-87	11 47 50.65	-28 49 44.7	I	5s	50	2001.14-2005.40	4.26	7	14.1	15.74 ± 1.18	0.69 ± 0.06	16.43 ± 1.18	386.2 ± 0.9	242.8 ± 0.26	111.4	
SCR 1157-0149	11 57 45.55	-01 49 02.6	I	8s	70	2004.18-2012.28	8.10	10	13.3	49.57 ± 1.51	1.19 ± 0.13	50.76 ± 1.52	459.9 ± 0.6	118.6 ± 0.14	42.9	
LP 908-10	12 03 28.04	-29 23 00.3	R	4c	46	2000.06-2014.44	14.38	11	...	37.18 ± 1.20	0.46 ± 0.06	37.64 ± 1.20	314.0 ± 0.2	313.7 ± 0.08	39.5	!
SCR 1206-3500	12 06 58.52	-35 00 52.0	I	5s	58	2011.16-2015.24	4.08	8	9.5	40.74 ± 1.41	1.70 ± 0.21	42.44 ± 1.43	398.4 ± 0.8	227.4 ± 0.23	44.5	
WT 1928	12 08 06.86	-32 06 36.1	V	3c	49	2000.14-2002.46	2.32	10	8.0	16.92 ± 1.21	0.84 ± 0.05	17.76 ± 1.21	373.8 ± 1.9	261.1 ± 0.47	99.8	
SCR 1214-4603	12 14 39.98	-46 03 14.3	I	4c	50	2008.13-2011.50	3.37	9	29.1	64.92 ± 0.93	1.58 ± 0.09	66.50 ± 0.93	764.6 ± 0.7	251.8 ± 0.10	54.5	
L 18-22	12 20 33.77	-82 25 57.8	V	10s	123	2006.21-2015.39	9.19	7	10.4	78.20 ± 2.52	1.50 ± 0.50 ^a	79.70 ± 2.57	275.5 ± 0.7	007.7 ± 0.23	15.2	
SCR 1230-3411AB	12 30 01.75	-34 11 24.1	R	9s	77	2008.07-2016.19	8.11	8	10.3	52.85 ± 0.99	0.86 ± 0.14	53.71 ± 1.00 ^b	517.8 ± 0.5	236.9 ± 0.31	45.7	!
L 327-121AB	12 33 33.11	-48 26 11.2	V	7s	58	2010.15-2016.06	5.91	11	12.3	42.90 ± 1.28	1.18 ± 0.14	44.08 ± 1.29 ^b	271.6 ± 0.8	291.5 ± 0.13	29.2	
SCR 1240-8116	12 40 56.02	-81 16 31.0	R	7s	62	2003.25-2011.16	7.92	9	8.2	29.56 ± 2.21	2.78 ± 0.72	32.34 ± 2.32	492.7 ± 1.0	280.4 ± 0.19	72.2	
LHS 5226	12 44 00.73	-11 10 30.3	V	6s	57	2009.32-2015.29	5.97	8	18.9	70.45 ± 1.69	1.83 ± 0.16	72.28 ± 1.70	503.6 ± 0.9	253.6 ± 0.18	33.0	
SCR 1245-5506	12 45 52.53	-55 06 50.2	I	6s	55	2004.17-2009.08	4.91	5	8.6	97.82 ± 1.35	1.34 ± 0.12	99.16 ± 1.36	384.3 ± 0.8	111.4 ± 0.21	18.4	
LHS 2634	12 47 09.78	-03 34 17.7	V	4s	76	2001.15-2010.12	8.97	5	13.8	45.03 ± 1.97	0.81 ± 0.04	45.84 ± 1.97	501.7 ± 0.8	269.1 ± 0.13	51.9	
SCR 1247-0525	12 47 14.73	-05 25 13.2	I	7s	67	2004.18-2011.42	7.24	9	8.9	48.53 ± 1.06	1.46 ± 0.09	49.99 ± 1.06	742.7 ± 0.5	320.3 ± 0.07	70.4	
LHS 5231	12 59 18.24	-00 10 33.4	V	6s	65	2009.32-2015.30	5.98	8	10.5	32.31 ± 1.73	2.10 ± 0.30	34.41 ± 1.76	470.4 ± 1.2	161.2 ± 0.27	64.8	
WT 1962AB	12 59 51.26	-07 30 35.3	I	8s	91	2000.25-2011.50	11.37	9	11.0	26.13 ± 1.27	0.75 ± 0.12	26.88 ± 1.28 ^b	446.6 ± 0.3	295.4 ± 0.07	74.6	!
LEP 1330-2039	13 30 40.94	-20 39 03.4	V	6s	70	2011.51-2016.19	4.69	8	13.9	58.40 ± 1.52	0.81 ± 0.25	59.21 ± 1.54	597.0 ± 1.2	148.7 ± 0.22	47.8	
SCR 1343-4002	13 43 41.48	-40 02 29.3	I	4c	75	2011.15-2014.43	3.28	9	8.4	57.46 ± 0.99	1.35 ± 0.09	58.81 ± 0.99	228.5 ± 1.0	114.2 ± 0.45	18.4	
L 106-15	14 04 08.21	-66 14 37.9	V	5s	62	2011.50-2015.08	3.58	8	16.5	63.47 ± 1.96	1.53 ± 0.21	65.00 ± 1.97	481.4 ± 2.0	074.1 ± 0.40	35.1	
SCR 1420-7516	14 20 36.84	-75 16 05.9	I	6s	64	2009.24-2015.24	5.99	10	10.9	40.05 ± 1.80	3.07 ± 0.27	43.12 ± 1.82	142.7 ± 1.3	249.4 ± 0.96	15.7	
LHS 2935	14 32 08.51	+08 11 31.3	R	7s	74	2000.14-2009.32	9.19	10	14.3	77.14 ± 0.99	0.24 ± 0.02	77.38 ± 0.99	471.3 ± 0.4	272.1 ± 0.08	28.9	
SCR 1441-7338	14 41 14.42	-73 38 41.4	I	6s	62	2006.22-2014.44	8.22	10	9.8	38.82 ± 0.93	1.00 ± 0.16	39.82 ± 0.94	220.7 ± 0.7	030.0 ± 0.33	26.3	

Table 2—Continued

Name	RA	DEC	fil	N_{sea}	N_{fr}	coverage	T	N_{ref}	var	π_{rel}	π_{cor}	π_{abs}	μ	P.A.	V_{tan}	notes
(1)	(hh:mm:ss) (2)	(dd:mm:ss) (3)	(4)	(5)	(6)	(7)	(yr) (8)	(9)	(mmag) (10)	(mas) (11)	(mas) (12)	(mas) (13)	(mas yr ⁻¹) (14)	(deg) (15)	(km s ⁻¹) (16)	(17)
SCR 1444-3426	14 44 06.56	-34 26 47.2	R	6c	75	2011.16-2016.20	5.03	9	15.3	65.74 ± 1.04	1.05 ± 0.11	66.79 ± 1.05	442.0 ± 0.7	190.6 ± 0.14	31.4	
LP 682-18	15 15 43.71	-07 25 21.0	V	6s	59	2010.50-2015.30	4.80	11	9.3	58.19 ± 1.06	1.01 ± 0.33	59.20 ± 1.11	294.2 ± 0.9	210.3 ± 0.35	23.6	
L 108-87	15 30 52.02	-68 01 17.5	I	5s	56	2011.50-2015.22	3.72	11	10.1	56.16 ± 1.61	2.17 ± 0.21	58.33 ± 1.62	193.3 ± 1.7	090.9 ± 0.67	15.7	
L 408-123AB	15 45 41.62	-43 30 29.0	R	15s	171	2000.58-2016.18	15.61	9	8.9	49.23 ± 0.70	1.77 ± 0.13	51.00 ± 0.71 ^b	455.5 ± 0.3	216.9 ± 0.06	41.5	!
LHS 3124	15 51 21.80	+29 31 06.3	V	7s	67	2001.43-2009.32	7.89	9	6.4	52.64 ± 1.89	0.54 ± 0.04	53.18 ± 1.89	493.9 ± 0.7	206.5 ± 0.17	44.0	
SCR 1601-3421	16 01 55.68	-34 21 56.8	I	7s	76	2007.55-2016.21	8.66	10	...	48.05 ± 0.85	0.90 ± 0.09	48.95 ± 0.85	631.0 ± 0.6	118.5 ± 0.10	61.1	
SCR 1626-3812	16 26 51.69	-38 12 32.6	I	5s	51	2010.20-2014.67	4.48	14	19.3	67.99 ± 0.97	1.50 ± 0.50 ^a	69.49 ± 1.09	381.1 ± 1.1	228.8 ± 0.33	24.1	
SCR 1630-3633A	16 30 27.23	-36 33 56.1	I	7s	71	2008.21-2016.20	7.99	12	...	62.96 ± 1.30	2.69 ± 0.58	65.65 ± 1.42	441.4 ± 0.8	249.0 ± 0.20	31.9	
SCR 1630-3633B	16 30 27.23	-36 33 56.1	I	7s	71	2008.21-2016.20	7.99	12	...	55.30 ± 1.27	2.69 ± 0.58	57.99 ± 1.40	455.5 ± 0.8	248.7 ± 0.19	37.2	
SCR 1636-4041	16 36 57.58	-40 41 08.8	R	5s	53	2010.40-2014.45	4.05	16	12.2	44.23 ± 1.26	2.12 ± 0.72	46.35 ± 1.45	290.1 ± 1.3	193.1 ± 0.42	29.7	
LP 154-205	16 47 55.15	-65 09 11.6	I	9s	106	2004.18-2015.56	11.38	10	9.0	65.73 ± 0.97	1.00 ± 0.07	66.73 ± 0.97	368.9 ± 0.3	103.9 ± 0.08	26.2	
G 169-29	16 50 57.95	+22 27 05.7	R	15s	177	2000.57-2015.29	14.72	8	16.9	95.06 ± 0.83	0.62 ± 0.14	95.68 ± 0.84	404.2 ± 0.2	006.3 ± 0.04	20.0	!
SCR 1656-2046	16 56 33.61	-20 46 37.4	I	4c	61	2012.41-2015.54	3.13	8	9.3	60.96 ± 0.70	1.33 ± 0.15	62.29 ± 0.72	271.1 ± 0.6	225.3 ± 0.25	20.6	
G 139-3AB	16 58 25.25	+13 58 10.8	R	5s	60	2003.53-2007.42	3.90	8	...	69.45 ± 2.06	1.45 ± 0.11	70.90 ± 2.06	400.3 ± 1.9	275.6 ± 0.42	26.8	
SCR 1659-6958	16 59 28.14	-69 58 18.3	I	5c	63	2003.24-2007.55	4.31	9	6.4	47.51 ± 1.04	1.60 ± 0.13	49.11 ± 1.05	686.0 ± 1.0	213.1 ± 0.16	66.2	!
SCR 1728-0143	17 28 11.06	-01 43 57.0	I	6s	62	2011.50-2016.21	4.71	7	14.5	41.39 ± 2.34	3.79 ± 0.47	45.18 ± 2.39	187.2 ± 2.2	147.3 ± 1.30	19.6	
SCR 1731-2452	17 31 03.84	-24 52 43.6	I	5s	49	2010.39-2014.45	4.05	9	9.8	35.19 ± 1.47	1.50 ± 0.50 ^a	36.69 ± 1.55	181.7 ± 1.4	221.1 ± 0.85	21.4	
L 204-148	17 38 32.51	-58 32 34.4	R	5s	60	2011.50-2015.56	4.06	9	20.9	61.68 ± 1.28	1.31 ± 0.19	62.99 ± 1.29	327.9 ± 0.9	175.7 ± 0.24	24.7	
LTT 7077	17 46 29.35	-08 42 36.5	V	5c	61	2011.50-2015.31	3.81	10	19.0	74.48 ± 1.52	2.70 ± 0.78	77.18 ± 1.71	425.4 ± 1.6	185.8 ± 0.33	26.1	
SCR 1746-3214	17 46 40.66	-32 14 04.4	I	5s	60	2011.50-2015.31	3.81	10	10.3	85.51 ± 1.26	1.50 ± 0.50 ^a	87.01 ± 1.36	232.5 ± 1.0	062.6 ± 0.47	12.4	
L 415-82	17 57 14.23	-41 59 29.2	V	4c	87	2000.57-2003.26	2.69	9	8.6	56.11 ± 1.13	2.21 ± 0.13	58.32 ± 1.14	372.3 ± 1.4	190.4 ± 0.36	30.3	
G 154-43AB	18 03 36.07	-18 58 50.5	R	4c	66	2010.20-2015.29	5.09	9	16.2	73.71 ± 0.73	3.50 ± 0.79	77.21 ± 1.08 ^b	344.7 ± 0.6	154.6 ± 0.19	21.2	!
L 43-72AB	18 11 15.30	-78 59 22.7	V	6s	56	2009.75-2015.69	5.95	9	13.7	82.72 ± 1.58	1.64 ± 0.15	84.36 ± 1.59	323.3 ± 0.9	011.1 ± 0.28	18.2	
LTT 7246A	18 15 12.42	-19 24 06.6	V	5s	66	2011.74-2015.56	3.82	9	15.6	68.30 ± 1.30	1.48 ± 0.33	69.77 ± 1.34	408.7 ± 1.5	164.6 ± 0.36	27.8	!
SCR 1826-6542AB	18 26 46.83	-65 42 39.9	I	8s	89	2005.71-2015.30	9.59	8	10.3	65.20 ± 0.73	1.20 ± 0.07	66.40 ± 0.73	306.4 ± 0.2	178.5 ± 0.07	21.9	
GJ 714	18 30 12.00	-58 16 27.7	V	4c	63	2011.50-2015.42	3.92	9	15.5	67.84 ± 2.64	1.15 ± 0.18	68.99 ± 2.65	436.8 ± 2.2	182.8 ± 0.44	30.0	
G 141-21	18 36 19.24	+13 36 26.4	R	6c	85	2003.52-2012.58	9.06	7	12.2	82.65 ± 1.93	3.46 ± 0.57	86.11 ± 2.01	338.8 ± 0.8	034.0 ± 0.26	18.7	
SCR 1841-4347	18 41 09.81	-43 47 32.8	I	9s	74	2007.55-2015.31	7.76	7	12.2	80.96 ± 0.66	1.17 ± 0.09	82.13 ± 0.67	798.7 ± 0.3	265.2 ± 0.03	46.1	
CE 507(B)	18 43 12.38	-33 22 31.3	V	5s	54	2000.75-2011.25	10.85	9	...	63.78 ± 2.68	2.32 ± 0.19	66.10 ± 2.69	393.8 ± 0.7	202.2 ± 0.20	28.2	
LTT 7419(A)	18 43 12.51	-33 22 46.2	V	5s	54	2000.75-2011.25	10.85	9	9.9	64.94 ± 2.49	2.32 ± 0.19	67.26 ± 2.50	389.9 ± 0.7	199.8 ± 0.18	27.5	
LTT 7434AB	18 45 57.47	-28 55 53.2	V	9s	79	2000.58-2015.54	14.97	10	28.5	52.93 ± 1.02	2.93 ± 0.28	55.86 ± 1.06 ^b	409.6 ± 0.2	135.0 ± 0.06	31.7	!
L 345-91A	18 48 41.36	-46 47 07.8	V	6s	37	2010.58-2015.42	4.84	9	...	59.52 ± 1.85	1.90 ± 0.17	61.42 ± 1.86	220.0 ± 0.9	052.6 ± 0.48	17.0	
L 345-91B	18 48 41.36	-46 47 07.8	V	6s	37	2010.58-2015.42	4.84	9	...	54.59 ± 1.98	1.90 ± 0.17	56.49 ± 1.99	262.1 ± 1.0	054.7 ± 0.42	22.0	
SIP 1848-8214	18 48 51.11	-82 14 42.0	I	7s	62	2009.63-2015.41	5.79	10	8.4	55.38 ± 1.56	1.14 ± 0.07	56.52 ± 1.56	268.7 ± 0.7	190.1 ± 0.24	22.5	
LP 691-15	18 49 06.41	-03 15 17.5	R	6s	43	2010.50-2015.41	4.91	9	19.0	58.40 ± 1.31	1.50 ± 0.50 ^a	59.90 ± 1.40	267.1 ± 0.8	092.1 ± 0.25	18.3	
L 489-43	18 52 25.31	-37 30 36.4	V	5c	51	2011.50-2015.29	3.80	8	...	64.14 ± 1.08	1.75 ± 0.20	65.89 ± 1.10	429.5 ± 1.0	100.0 ± 0.22	30.9	!
SCR 1855-6914	18 55 47.89	-69 14 15.1	I	8s	92	2003.51-2015.41	11.90	9	8.9	85.39 ± 0.71	1.25 ± 0.04	86.64 ± 0.71	827.7 ± 0.2	145.6 ± 0.03	45.3	
SCR 1901-0737	19 01 32.37	-07 37 24.3	I	6s	62	2010.66-2015.41	4.75	9	9.7	37.73 ± 0.95	1.66 ± 0.11	39.39 ± 0.96	157.7 ± 0.6	231.5 ± 0.44	19.0	
SCR 1901-3106	19 01 59.16	-31 06 45.0	I	6s	60	2010.66-2015.42	4.76	9	9.3	19.06 ± 1.17	2.66 ± 0.18	21.72 ± 1.18	196.8 ± 0.7	136.6 ± 0.41	43.0	
LHS 5348AB	19 27 52.69	-28 11 15.4	I	5s	73	2011.50-2015.41	3.91	8	16.1	76.66 ± 1.31	1.99 ± 0.15	78.65 ± 1.32	475.0 ± 0.9	170.8 ± 0.17	28.6	!
SCR 1931-0306	19 31 04.61	-03 06 18.0	I	9s	109	2004.58-2013.65	9.08	8	17.0	54.89 ± 0.55	2.30 ± 0.20	57.19 ± 0.59	523.9 ± 0.1	023.4 ± 0.03	43.4	
L 275-26	19 34 03.94	-52 25 14.2	R	3c	35	2013.39-2015.82	2.43	7	16.2	51.63 ± 1.98	0.58 ± 0.04	52.21 ± 1.98	258.1 ± 2.5	170.9 ± 0.91	23.4	
LHS 3492	19 51 31.25	-50 55 37.7	I	5s	60	2007.56-2011.62	4.05	8	8.3	37.44 ± 1.86	1.65 ± 0.13	39.09 ± 1.86	817.7 ± 1.0	191.2 ± 0.12	99.2	
SCR 2016-7531	20 16 11.25	-75 31 04.5	I	8s	81	2007.74-2014.44	6.70	9	11.6	65.27 ± 1.44	1.33 ± 0.12	66.60 ± 1.44	258.8 ± 0.8	079.8 ± 0.30	18.4	
SCR 2025-1534	20 25 08.55	-15 34 16.1	R	4s	54	2011.77-2014.80	3.03	12	12.1	26.49 ± 1.43	1.06 ± 0.14	27.55 ± 1.44	173.8 ± 1.5	178.9 ± 0.71	29.9	
LEHFM 2-1265AB	20 33 01.87	-49 03 10.6	R	8s	106	2008.64-2015.54	6.91	10	14.1	59.95 ± 0.91	1.28 ± 0.20	61.23 ± 0.93 ^b	241.1 ± 0.6	153.9 ± 0.26	19.1	!
LP 567-63	20 34 31.14	-32 30 59.9	R	7s	73	2008.73-2014.44	5.71	10	9.3	35.75 ± 1.78	1.44 ± 0.13	37.19 ± 1.78	204.9 ± 1.0	169.5 ± 0.46	26.1	
L 163-23	21 02 24.95	-60 31 36.1	V	6s	60	2006.37-2011.42	5.06	8	13.4	30.60 ± 1.84	0.14 ± 0.02	30.74 ± 1.84	217.4 ± 1.0	136.0 ± 0.55	33.5	
LHS 3615	21 03 21.66	-50 22 52.4	R	6s	86	2000.58-2009.55	8.97	6	7.7	38.43 ± 1.25	1.20 ± 0.10	39.63 ± 1.25	479.3 ± 0.8	142.0 ± 0.20	57.3	!

Table 2—Continued

Name	RA	DEC	fil	N_{sea}	N_{fr}	coverage	T	N_{ref}	var	π_{rel}	π_{cor}	π_{abs}	μ	P.A.	V_{tan}	notes
(1)	(hh:mm:ss)	(dd:mm:ss)	(4)	(5)	(6)	(7)	(yr)	(9)	(mmag)	(mas)	(mas)	(mas)	(mas yr ⁻¹)	(deg)	(km s ⁻¹)	(17)
LEPHM 2-801	21 05 13.78	−55 03 56.3	R	6s	58	2008.71-2015.53	6.83	10	12.4	68.00 ± 1.30	0.96 ± 0.06	68.96 ± 1.30	327.6 ± 0.8	172.9 ± 0.21	22.5	
SCR 2122-4314	21 22 16.92	−43 14 05.0	V	5s	66	2008.70-2013.51	4.81	12	15.8	47.27 ± 1.66	1.50 ± 0.23	48.77 ± 1.68	223.8 ± 1.5	190.7 ± 0.63	21.8	
L 714-46	21 28 18.29	−22 18 32.3	V	4c	79	2000.58-2003.77	3.19	6	9.8	50.44 ± 1.51	1.39 ± 0.10	51.83 ± 1.51	314.4 ± 1.4	221.0 ± 0.50	28.8	
SCR 2130-7710	21 30 07.00	−77 10 37.5	I	4c	55	2011.50-2014.79	3.29	10	12.1	46.84 ± 1.30	0.77 ± 0.06	47.61 ± 1.30	568.6 ± 1.2	117.0 ± 0.24	56.6	
L 2-77	21 46 42.71	−85 43 04.6	R	5s	65	2011.77-2015.42	3.65	9	34.0	62.12 ± 1.86	1.28 ± 0.21	63.40 ± 1.87	297.5 ± 1.9	128.6 ± 0.72	22.2	
L 427-34A	21 49 11.35	−41 33 29.6	V	6s	58	2010.58-2015.54	4.96	13	...	61.66 ± 2.87	0.75 ± 0.09	62.41 ± 2.87	340.7 ± 1.4	129.6 ± 0.47	25.9	!
L 427-34B	21 49 11.35	−41 33 29.6	V	6s	58	2010.58-2015.54	4.96	13	...	67.28 ± 2.90	0.75 ± 0.09	68.03 ± 2.90	337.8 ± 1.5	119.5 ± 0.47	23.5	!
LEHPM 1-4771AB	22 30 09.46	−53 44 55.5	R	10s	101	2006.78-2015.83	9.05	9	16.2	63.05 ± 1.11	0.65 ± 0.05	63.70 ± 1.11^b	743.3 ± 0.5	184.8 ± 0.05	55.6	!
L 645-74B	22 38 24.67	−29 21 14.1	V	7s	105	2000.57-2012.81	12.24	5	14.8	85.70 ± 1.06	0.53 ± 0.06	86.23 ± 1.06	260.5 ± 0.2	183.0 ± 0.07	14.3	!
SCR 2303-4650	23 03 35.61	−46 50 47.0	V	7s	93	2009.63-2015.83	6.20	7	11.5	62.83 ± 1.16	0.57 ± 0.07	63.40 ± 1.16	192.4 ± 0.6	263.3 ± 0.28	14.4	
SCR 2307-8452	23 07 19.67	−84 52 03.9	I	3c	75	2011.50-2014.80	3.30	7	11.2	64.62 ± 1.95	1.22 ± 0.12	65.84 ± 1.95	602.9 ± 1.9	096.9 ± 0.29	43.4	
L 85-31	23 53 25.21	−70 56 41.1	I	7s	89	2006.53-2014.45	7.92	7	8.5	79.44 ± 2.49	1.38 ± 0.21	80.82 ± 2.50	312.8 ± 0.8	084.9 ± 0.24	18.3	
LT 9828AB	23 59 44.83	−44 05 00.1	V	13s	129	2000.58-2015.83	15.25	5	11.3	58.35 ± 1.39	0.93 ± 0.15	59.28 ± 1.40^b	259.2 ± 0.4	352.6 ± 0.15	19.3	!

^aBecause this field is in the direction of the Galactic center, the initial correction from the relative parallax to the absolute parallax for this object was erroneously large due to reddened reference stars. We have adopted a generic correction of 1.50 ± 0.50 mas.

^bThese parallax values have had the orbital motion of the system subtracted.

4.3. Stars on the HR Diagram

Figure 4 is an observational HR diagram illustrating the stars presented here, using M_V for luminosity and $V - K$ for temperature. The small black points are single stars from the RECONS 25 Parsec Database (see §7) for reference, while the stars with new trigonometric distances are shown as larger red points. Multiples, both known (stars), and candidates (squares) are indicated, and described in §5. The candidates were identified based on their positions above the main sequence on this plot and from mismatches between their photometric distance estimates and their trigonometric distances shown in Figure 3. As described in §5.4, these objects are overluminous for their distances and we thus expect them to be either near-equal luminosity and mass binaries, or young. The new multiples described in §5.1 and §5.2 whose positions on this diagram are within the main sequence are expected to have unseen companions that contribute little light to the systems. Two of the new systems whose positions are slightly below the main sequence (SCR 0723-8015AB and LTT 9828AB) may have white dwarf companions, as the magnitudes of their perturbations are quite large, and yet they are not elevated above the main sequence, nor is there a mismatch between their photometric and trigonometric distances.

4.4. Stellar Variability

We also investigate the photometric variability of stars observed during the program using the astrometry frames to reveal short- or long-term photometric changes, such as flares or stellar cycles. Results are given in column (10) of Table 2. In short, the instrumental magnitudes of the parallax stars are compared to the ensemble of reference stars, with corrections made for varying integration times, seeing differences, etc., between frames in a series. Reference stars exhibiting variability are removed from the analysis. Details on the methodology can be found in Jao et al. (2011) and Hosey et al. (2015).

We find that most of the stars presented here vary by less than the 20 mmag (2%) level we defined in Hosey et al. (2015) to be the threshold for significantly variable stars. This threshold is based on our measurement limit of ~ 7 mmag, which we adopt as the $1-\sigma$ minimum deviation threshold for the carefully focused images required for the astrometry program.¹⁰ The limit can, and has been, reduced to 2–3 mmag on the 0.9m using defocused images and longer integrations. The 15 stars without variability measurements in Table 2 (a) are close multiples separated by a few arcseconds that are photometrically entangled,

¹⁰Four stars have variability measured to be slightly less than 7 mmag, at 6.4–6.9 mmag.

(b) were corrupted by a background star during many images in the series, or (c) were underexposed relative to the primary star so that the variability measurement was deemed unreliable.

Six stars were variable by more than 20 mmag, with L 2-77 exhibiting the largest value at 34.0 mmag. The other variable stars are LTT 7434AB (28.5 mmag), SCR 1214-4603 (27.3 mmag), L 532-12 (25.2 mmag), LEHPM 1-1343 (24.2 mmag), and L 204-148 (20.9 mmag). Figure 5 illustrates variability of the targets in their respective parallax filters (*VRI*) as a function of their M_V . Unexpectedly, we do not see any noticeable increase in variability in the bluest, *V*, filter. We note that three of the six variable stars (above the 20 mmag line) were observed in the *R*-band, but based on the small number of variable stars, we do not feel that any trend is evident. We do not see any relation between the presence of an unresolved stellar companion and the magnitude of the variability, although our astrometric series are not sensitive to very close systems with orbital periods of a few days in which tidal effects may cause stellar activity. Overall, the results for the 145 stars presented here agree with the results presented in Hosey et al. (2015), with an overlap of 44 stars between the two samples.

We highlight four of the most interesting variable objects here. Figure 6 highlights two of the most variable stars in the sample. In the left panel, SCR 1214-4603 shows evidence of a flare event in 2011 with a temporal coverage of eight years. In the right panel is shown L 2-77 with almost four years of coverage. This star was fairly stable through 2012, but has recently started showing signs of flares and spots.

Shown in the left panel of Figure 7 is the clear stellar cycle of SCR 0702-6102, with a period on the order of a decade. The right panel shows the long-term increasing brightness of G 169-29, originally presented in Hosey et al. (2015). Five additional years of data are available for analysis, confirming the brightening trend that now extends to 15 years. Note that the variability levels for these stars — 9.8 mmag for SCR 0702-6102 and 17.8 mmag for G 169-29 — do not meet our threshold for significant variability, although it is clear that both show long-term changes in brightness. As we accumulate more data for hundreds of stars, we will explore additional facets of the long-term variability of red dwarfs that occur below 20 mmag.

4.5. Notes on Individual Systems

Here we present details for some of the more interesting or complicated systems, ordered by RA. The first four digits of both the RA and DEC are provided in parentheses after the

names, and Figures are listed if plots of the astrometry series are included.

LP 349-25AB (0027+2219), Figure 8: This star shows a perturbation in both axes. With over ten years of data, the orbit appears to have recently wrapped in our astrometry observations. The system is overluminous, resulting in a photometric distance estimate of 8.2 pc, compared to its trigonometric distance of 15.4 pc, implying that the companion contributes significant flux to the system in the *I*-band. We note that Forveille et al. (2005) report a companion detected via AO in 2004 with $\rho = 0.107''$ and $\theta = 7^\circ$, with $\Delta H = 0.4$ mag.

LTT 313 (0035–1004): The trigonometric distance for this star is about twice its photometric distance (30.0 ± 1.2 pc versus 17.5 ± 2.7 pc). We detect a hint of a perturbation in the DEC axis (not shown), but at a distance > 25 pc, we are no longer following this star to confirm or refute the possible perturbation.

L 294-92AB (0147-4836), Figure 8: This star shows a perturbation in both axes, although both types of distances match within the uncertainties: 11.5 ± 1.8 pc for the photometric distance versus 13.8 ± 0.3 pc for the trigonometric distance. Thus, the companion is likely of low mass and contributes little light to the system in the *R*-band. The orbit has not yet wrapped in our astrometric series.

L 88-43 (0153–6653): The large uncertainty on the π_{trig} for this object is due to its weak reference field and short integrations, typically only 15–30 seconds in *R*.

LP 831-45AB (0314-2309), Figure 8: This system exhibits a perturbation, very obvious in DEC, resulting in a ~ 6 year period for the pair. The distances are 12.8 ± 2.0 pc for the photometric distance versus 15.7 ± 0.3 pc for the trigonometric distance, implying that this is an unequal mass binary.

L 591-42AB (0436-2721): While one component lies within 25 pc (A has $\pi = 42.02 \pm 2.48$ mas), and the other beyond (B has $\pi = 38.98 \pm 2.59$ mas), these results agree within the somewhat large uncertainties. The weighted mean π_{trig} is 40.57 ± 1.79 mas, placing it just within 25 pc. In 2001, the two stars were separated by $\sim 50''$ at a position angle of $\theta = 196^\circ$ (Jao et al. 2003).

SCR 0702-6102 (0702-6102), Figure 7: The discrepant distances for this star (10.7 ± 2.0 pc for its photometric distance versus 16.8 ± 0.4 pc for its trigonometric distance) and its elevation above the main sequence in the HR diagram in Figure 4 suggest that this is an unresolved binary or a young star. The astrometric data show a hint of a perturbation with an amplitude ~ 20 mas on a relatively short timescale, but the period is highly uncertain. We see evidence of a stellar cycle with a period of about a decade in the 11 years of data

in-hand, as shown in the left panel of Figure 7.

SCR 0723-8015AB (0723-8015), Figure 8: This star exhibits a large perturbation in both axes, but the orbit has not yet wrapped, even after 13 years of data. The star has a trigonometric distance (15.9 ± 0.7 pc) that agrees with its photometric distance (17.1 ± 3.2 pc), suggesting that the companion may be a white dwarf that contributes minimal light at I .

SCR 0838-5855AB (0838-5855), Figure 8: This star was initially thought to be within 10 pc, with a photometric distance of 8.0 ± 1.3 pc; however, its trigonometric distance of 10.6 ± 0.1 pc places it just beyond the 10 pc horizon. This star shows evidence of a perturbation in both axes in a dataset spanning 10 years, with an amplitude in RA that is, so far, larger than that in DEC.

LP 788-1AB (0931-1717), Figure 9: This system exhibits a perturbation that is evident in data acquired regularly since December 2011. The distances agree within the uncertainties: 12.5 ± 2 pc for its photometric distance, compared to 14.7 ± 0.3 pc for its trigonometric distance, implying a companion that emits little flux at I .

LP 848-50AB (1042-2416), Figure 9: This object was initially thought to be within 10 pc, based on its photometric distance of 9.7 ± 1.6 pc, but the astrometric analysis shows it to be a close binary, with a trigonometric distance of 11.3 ± 0.3 pc. The orbit shows no signs of wrapping in the current data set that spans six years. It is possible that the companion is a white dwarf, given the large amplitude of the perturbation in the R -band — note the 100 mas scale in the panels of Figure 9 — and reasonable agreement of the two distances.

LTT 4004AB (1054-0718): We find a new close companion, B, indicated by elongated images but no resolution of the two stars down to $1''.0$. There may be more than two stars present, given that the trigonometric distance of 21.2 pc is well over 1.4 times that of the photometric distance of 12.2 pc. Blinking SuperCOSMOS images using Aladin reveals no other nearby stars that could be background sources at the epochs of the astrometry images. Alternately, this may be a young stellar binary.

LP 908-10 (1203-2923): This object moved in front of a background source that corrupted both the astrometry and variability analyses. Frames taken 2003–2013 were not used in the reduction, and we do not report the variability here.

SCR 1230-3411AB (1230-3411), Figure 9, 11: A perturbation is evident in both the RA and DEC axes with a period of ~ 5 years. The trigonometric distance is 18.7 ± 0.6 pc versus the photometric distance of 11.7 ± 1.8 pc, suggesting that the two stars have similar luminosities in the R -band. The luminosities are not identical, however, or we would see

no perturbation of the photocenter.

L 327-121AB (1233–4826), Figure 9: A long-term perturbation is seen spanning the full 5 years of the current data set. The photometric distance estimate is 10.3 ± 1.6 pc compared to the trigonometric distance of 22.7 ± 0.7 pc, indicating that the unseen companion contributes significant flux at V . In fact, there may be more than one companion to cause such discordant distances, or the system is young and overluminous.

WT 1962AB (1259-0730), Figure 9: We detect a long-term astrometric perturbation, likely caused by a low mass companion because minimal light is contributed by the unseen secondary: the photometric distance is 44.7 ± 7.2 pc and the trigonometric distance is consistent at 35.2 ± 1.7 pc.

L 408-123AB (1545–4330), Figure 9, 11: The photometric distance of 15.5 ± 2.4 pc is closer than the trigonometric distance of 19.2 ± 0.4 pc. A clear perturbation is seen in both axes in frames taken at R with an orbit that has wrapped, indicating a period of ~ 9 yr.

G 169-29 (1650+2226), Figure 7: As illustrated in the second panel of Figure 7, and as first reported in Hosey et al. (2015), this object shows a remarkable increase in brightness of ~ 60 mmag (6%) that now stretches to 15 years in R .

G 154-043AB (1803-1858), Figure 10: This system shows a perturbation in the DEC axis only that is longer than our current coverage of five years. The estimated photometric distance is 9.9 ± 1.6 pc, whereas the trigonometric distance is 13.0 ± 0.2 pc, implying significant flux from the unseen companion at R .

LTT 7246AB (1815-1924): We find a new companion, B, at separation of $3.43''$ at $\theta = 218.2^\circ$ in 2011, and at $3.53''$ at $\theta = 218.9^\circ$ in 2015. With a proper motion of 409 mas yr^{-1} , the source is physical. The π_{trig} reported is only for the A component, as the secondary is faint. The two stars have $\Delta V = 2.2$ mag, $\Delta R = 2.0$ mag, and $\Delta I = 1.5$ mag.

LTT 7434AB (1845-2855), Figure 10: This target shows a perturbation, but the orbit does not yet appear to have wrapped in our data, even with 15 years of astrometric coverage (there is a gap in the data sequence from 2004–2010). Its photometric distance is 1.4 times nearer than its trigonometric distance (11.6 ± 1.8 pc versus 16.4 ± 0.4 pc), implying equal luminosity components, but because we see the perturbation, the components must have different luminosities, or there are more than two stars in the system. We note that Bonfils et al. (2013) report this as an SB2.

L 489-43 (1852-3730): A contaminating background source corrupts the variability analysis of this star. This source may also have corrupted the VRI photometry, as the photometric distance is underestimated at 11.1 ± 1.9 pc, compared to its trigonometric distance of 15.7

± 0.3 pc. However, the source does not affect the astrometry, which shows residuals to the parallax and proper motion fits of less than 2 mas on both the RA and DEC axes. Given that no unseen companion is evident in the astrometry, the photometric distance estimate likely suffers from additional flux from the background source.

LHS 5348AB (1927-2811): In frames with exceptional seeing, this star is obviously elongated due to a companion found at $\sim 1''$. The system’s trigonometric distance is 12.7 ± 0.2 pc, compared to its photometric distance of 11.6 ± 1.9 pc, indicating that the companion contributes very little light to the system at I .

LEHPM 2-1265AB (2033-4903), Figure 10: This system shows a perturbation with a period of about 5 years, seen only in the DEC axis. The system’s photometric and trigonometric distances are 13.3 ± 2.1 pc and 16.7 ± 0.4 pc, respectively, so the secondary contributes only a modest amount of light, if any, to the system at R .

L 427-34AB (2149-4133): This is a binary with a projected separation of $\sim 3''$, making reductions challenging. We measure π_{trig} for both components that are consistent within the relatively large uncertainties of ~ 3 mas. We do not report variability results for this system, as the small separation corrupts the flux measurements, but we do estimate the $\Delta V \sim 0.3$ mag. The photometric distance for the unresolved pair is 11.4 ± 2.0 pc, compared to the trigonometric distance of A of 16.0 ± 0.8 pc and the trigonometric distance of B of 14.7 ± 0.7 pc.

LEHPM 1-4771AB (2230-5344), Figure 10, 11: A large perturbation is evident in RA, but is muted in DEC. A comparison of the photometric distance (12 ± 1.8 pc) and the trigonometric distance (15 ± 0.3 pc) indicates that the companion likely contributes only a modest amount of flux to the system in R .

L 645-74B (2238–2921): We present π_{trig} for only the B component of this system, as the A component is saturated in most of the images. However, we know the A component to also be an M dwarf, based on its $(V - K)$ color of 4.4 mag (Winters et al. 2015), so we include this system as a nearby M dwarf pair.

SCR 2303-4650 (2303–4650): There may be an unseen companion orbiting with a period of less than 2 years. The typical cadence of our observations is not conducive to such an orbital period, so monthly observations will be required to confirm or refute the possible companion. For now, we note this object as a candidate binary.

LTT 9828AB (2359-4405), Figure 10, 11: This system shows a clear perturbation, resulting in a ~ 11 year orbit for the pair that has wrapped in our data. Its photometric distance of 17.6 ± 2.7 pc and its trigonometric distance of 15.7 ± 0.6 pc agree within the

uncertainties, so the companion contributes very little flux at V .

5. Multiple Systems

5.1. New Multiples — Sixteen Unseen Companions

In addition to distance measurements, long-term astrometric monitoring also sometimes reveals the presence of unseen companions¹¹ at small separations ($<1''$) from the star being investigated. Previous publications in this series (see references in §1), as well as Bartlett et al. (2009) have presented results on a few of these new binaries, which are valuable for mass determinations due to their short orbital periods. Sixteen of the systems presented here were found to exhibit astrometric perturbations indicative of unseen companions. The arcs of the orbits were fit and removed, the target positions adjusted, and a new solution for the parallax and proper motion was obtained. These perturbations, illustrated in Figures 8, 9, and 10, represent changes in the positions of the photocenters of the target stars evident after the parallax and proper motions have been removed. The π_{trig} values given in Table 2 for these 16 systems represent values that include adjustments for orbital motion and are noted.

From van de Kamp (1975), the magnitude of the perturbation in the photocenter, α , follows the relation $\alpha = (B - \beta) a$, where B is the fractional mass $M_B/(M_A + M_B)$, the relative flux β is expressed as $(1 + 10^{0.4\Delta m})^{-1}$, and a is the semi-major axis of the relative orbit of the two components. From this relation, it is evident that equal-mass/equal-flux binaries would show no perturbation, i.e., the photocenter does not move. Therefore, a star showing a perturbation has a companion that is unequal in both flux and mass¹², but due to the degeneracy between the scaling of the photocentric and relative orbits and mass ratio/flux difference, there is uncertainty in the nature of the companion. However, inferences *can* be made using the position of a star with an unseen companion on the HR diagram, such as shown in Figure 4 (see §6 below for further discussion). For example, a star elevated in the HR diagram has a companion that contributes significant flux, whereas a star that is not elevated has a lower luminosity secondary — for these red dwarfs, perhaps a white dwarf or brown dwarf.

¹¹We note that *component* refers to any member of a multiple system. The *primary* is either a single star or the most massive (or brightest in the V -band) component in the system, and *companion* refers to a member of a multiple system that is less massive (or fainter, again in the V -band) than the primary star.

¹²One exception is the rare case of a red dwarf/white dwarf pair in which the two stars may have equal fluxes or equal masses, but not both at a given wavelength.

The nightly mean astrometric residual plots in RA and DEC for the 16 stars exhibiting perturbations are shown in Figures 8, 9, and 10. A star without a perturbation would have residuals very close to the ‘0’ line, such as shown in the upper left panels of Figure 8 for SCR 1656-2046. The magnitudes of most perturbations are typically less than ~ 20 mas, but several stars show much larger perturbations — SCR 0723-8015, LP 848-050AB, L 408-123AB, LTT 7434AB, and LTT 9828AB. Note that the y-axis scales for these five systems extend to 60 mas or 100 mas, rather than the standard 40 mas plotted for the other 12 stars. We note that there are gaps in the temporal coverage for some stars, as they were removed but then re-added to the astrometry program after a period of a few years. Systems within 25 pc will continue to be monitored to complete orbital coverage and improve orbital elements.

5.2. New Multiples — Orbital Fits for Four Systems

For four of the unresolved systems, we see clear perturbations in both the RA and DEC axes for which the astrometry coverage spans what appear to be full orbits.¹³ For the other 12 systems exhibiting perturbations, the orbits have not yet wrapped due to insufficient time coverage; thus, we do not provide the orbital elements here, as they are not useful in isolation.

We use the methodology described in Hartkopf et al. (1989) that uses a least-squares technique to solve for the orbital elements, given initial guesses of three elements: orbital period (P), epoch of periastron (T), and eccentricity (e). Sets of initial guesses are typically used to explore possible combinations for orbital parameters to find the true minimum for the fit, rather than a local minimum. The orbital fits for the four systems are shown in Figure 11 and the elements for the photocentric orbits are given in Table 3. The periods and semimajor axes are generally reliable, while the other orbital elements are less well-determined. We also include the filter in which the observations were made because the brightness ratios between components and the consequent photocenter perturbations will vary with wavelength.

¹³LP 349-25AB also has a wrapped orbit in our data, but we have HST-WFC3 data that will provide a detailed picture of the system and which will be described in a future paper in this series.

5.3. Multiplicity Fraction

In addition to the 16 stars with unseen companions described in §5.1, there are 16 target stars with previously known companions, or new companions revealed directly for the first time in our images (e.g., LTT 4004B, LHS 5348B, etc.). All 32 of the systems discussed are currently known to be binaries, some of which have been presented before in this series of papers; no higher order multiples, e.g., triples, quadruples, etc., are yet known. Table 4 lists the multiplicity information for all 32 systems in this sample of 151 systems. Listed are the separations (ρ) and position angles (θ) of the companions from their primaries, the dates of the measurements, the techniques used to identify the binaries, and the references for the separation measurements and the detection technique. Where available, the magnitude differences between the components (Δmag), the filters in which the measurements were made, and the references for the Δmags are also listed.

Newly presented separations were calculated using *SExtractor* (Bertin & Arnouts 1996). The delta-magnitudes (Δmag) for binaries with small separations ($\lesssim 5''$) were deblended via PSF photometry, as described in §3.1.1. The images used for the Δmag calculations are usually those in which the parallax was measured; thus, the filters listed are the parallax filters for each system.

Of the 124 systems presented here that are within 25 pc, 29 are binary, resulting in a multiplicity fraction of $23 \pm 4\%$. We consider this a lower limit, as there are likely additional multiples yet to be identified, as described in the next section. Nonetheless, the derived multiplicity fraction is in agreement with the recently determined value found in the much larger sample of the first author (Winters 2015), in which a value of $27.4 \pm 1.3\%$ was measured for a large sample of 1122 carefully vetted M dwarfs known to be within 25 pc.

Table 3. Orbital Parameters

Name	filter	P (yr)	a (mas)	e	i (deg)	Long. Nodes (Ω) (deg)	Long. Periastron (ω) (deg)	T (yr)
(1)	(2)	(3)	(4)	(5)	(6)	(7)	(8)	(9)
SCR 1230-3411AB	<i>R</i>	4.68 ± 0.08	20.1 ± 2.1	0.57 ± 0.17	86.2 ± 2.9	234.8 ± 5.3	77.4 ± 3.6	2011.36 ± 0.06
L 408-123AB	<i>R</i>	9.55 ± 0.22	31.2 ± 1.8	0.03 ± 0.07	91.9 ± 3.2	155.4 ± 3.2	205.5 ± 137.4	2013.99 ± 3.61
LEHPM 1-4771AB	<i>R</i>	5.75 ± 0.13	20.2 ± 1.5	0.04 ± 0.06	106.5 ± 3.8	267.7 ± 4.7	277.4 ± 42.1	2012.26 ± 0.68
LTT 9828AB	<i>V</i>	11.39 ± 0.18	33.4 ± 1.8	0.32 ± 0.03	31.7 ± 7.7	133.6 ± 14.4	96.9 ± 14.1	2001.74 ± 0.20

Table 4. Information for Confirmed Multiples

Name	RA (hh:mm:ss)	DEC (dd:mm:ss)	ρ ($''$)	θ (deg)	Year	Technique	Ref	Δ mag (mag)	Filter	Ref
LP 349-25AB	00 27 56.0	+22 19 33	<1	...	2015	astdet	1	0.38	H	3
L 294-92AB	01 47 42.6	−48 36 06	<1	...	2016	astdet	1
L 583-33AB	02 02 17.5	−26 33 51	3.6	060	2001	visdet	5	0.1	V_J	1
L 225-57AB	02 34 21.2	−53 05 37	<1	SB2	2
LP 831-45AB	03 14 18.0	−23 09 31	<1	...	2016	astdet	1
L 591-42AB	04 36 40.9	−27 21 18	49.58	196	2001	visdet	5	0.31	V_J	5
SCR 0644-4223AB	06 44 32.1	−42 23 45	1.6	266	2009	visdet	1	0.9	I_{KC}	1
LP 382-56AB	06 57 11.7	−43 24 51	2.2	032	2012	visdet	1	0.1	V_J	1
SCR 0723-8015AB	07 24 00.8	−80 15 22	<1	...	2016	astdet	1
SCR 0838-5855AB	08 38 02.3	−58 55 57	<1	...	2016	astdet	1
LP 788-1AB	09 31 22.3	−17 17 43	<1	...	2016	astdet	1
L 392-39AB	10 19 51.0	−41 48 48	30.91	120	2001	visdet	5	1.53	V_J	5
LP 848-50AB	10 42 41.3	−24 16 04	<1	...	2016	astdet	1
LTT 4004AB	10 54 42.0	−07 18 33	<2	...	2016	visdet	1
SCR 1230-3411AB	12 30 01.8	−34 11 24	0.020	...	2016	astorb	1
L 327-121AB	12 33 33.1	−48 26 11	<1	...	2016	astdet	1
WT 1962AB	12 59 51.3	−07 30 35	<1	...	2011	astdet	1
L 408-123AB	15 45 37.0	−43 31 42	0.031	...	2015	astorb	1
SCR 1630-3633AB	16 30 27.2	−36 33 56	2.0	247	2015	visdet	1	4.6	V_J	1
G 139-3AB	16 58 25.0	+13 58 06	0.822	294	2008	spkdet	4	0.48	754nm	4
G 154-43AB	18 03 36.0	−18 58 50	<1	...	2015	astdet	1
L 43-72AB	18 11 15.3	−78 59 23	<1	SB2	2
LTT 7246AB	18 15 12.4	−19 24 07	3.5	219	2015	visdet	1	2.2	V_J	1
LTT 7419AB	18 43 12.5	−33 22 46	14.90	354	2001	visdet	5	5.99	V_J	1
LTT 7434AB	18 45 57.5	−28 55 53	<1	...	2015	astdet	1
L 345-91AB	18 48 41.4	−46 47 08	2.3	032	2009	visdet	1	0.1	V_J	1
LHS 5348AB	19 27 52.6	−28 11 15	<2	...	2015	visdet	1
LEHPM 2-1265AB	20 33 01.9	−49 03 11	<1	...	2015	astdet	1
L 427-34AB	21 49 11.4	−41 33 30	2.5	139	2011	visdet	1	0.3	V_J	1
LEHPM 1-4771AB	22 30 09.5	−53 44 56	0.020	...	2015	astorb	1
L 645-74AB	22 38 23.0	−29 21 00	14.57	136	2002	visdet	5	1.71	V_J	5
LTT 9828AB	23 59 44.8	−44 05 00	0.033	...	2015	astorb	1

References. — (1) this work; (2) Bonfils et al. (2013); (3) Forveille et al. (2005); (4) Horch et al. (2010); (5) Jao et al. (2003); (6) Winters et al. (2011).

Note. — The codes for the techniques used to identify companions are as follows: **astdet** — astrometric detection of a perturbation of the photocenter, as discussed in §5.1; **astorb** — astrometric orbit; **SB2** — double-lined spectroscopic binary; **spkdet** — detection using speckle interferometry; **visdet** — visual detection. The filters in which the Δ mags were measured are either V or I on the Johnson-Kron-Cousins system, the filter at 754 nm used on the DSSI speckle instrument, or the 2MASS H -band.

5.4. Candidate Multiples or Young Stars?

As illustrated in Figure 3, there are 12 stars with trigonometric distance measurements that are at least $\sqrt{2}$ times larger than the estimated photometric distances. These stars are coincident with those elevated above the main sequence in the observational HR diagram of Figure 4. There are two straightforward explanations for these stars — they are either unresolved multiples and/or young stars.

While we noted earlier that the sample had been vetted for young stars prior to being measured for astrometry, the new parallax measurements provide an extra parameter with which to analyze these stars for indicators of youth. One attribute of young stars is a low tangential velocity, V_{tan} , because as a group, young stars have not had the many interactions with objects in the Galactic disk that lead to disk-heating, and consequently higher V_{tan} values (see Leggett 1992 for red dwarfs in particular). While we cannot pinpoint an individual young star by V_{tan} alone, we can at least examine the 12 outlier stars as a group. V_{tan} can be derived from π_{trig} and proper motion, and is listed in Table 2 for the entire sample, and noted in Table 5 for the 12 stars that are overluminous. As can be seen in the histogram of Figure 12, the V_{tan} values for the 12 candidates are not unusually low, which would be expected for a sample of young stars.

Young stars are also generally coronally active, which results in stars’ detections in the X-ray and ultraviolet (UV) regions of the electromagnetic spectrum. We searched for these 12 targets in the ROentgen SATellite (ROSAT) All Sky Survey X-ray catalog (Voges et al. 1999, 2000) and the Galaxy Evolution Explorer (GALEX) DR5 UV catalog (Bianchi et al. 2011). Because our targets have substantial proper motion, we used these proper motions to move the targets to their 1991 positions before searching for them in ROSAT, using a search radius of $25''$, as per Voges et al. (1999). The midpoint of the GALEX survey was 2007, so we used the stars’ proper motions to find their 2007 positions before performing the search, using a search radius of $5''$.

Five of the 12 overluminous stars were found to have detections in the ROSAT and GALEX catalogs, identifying them as coronally active, and therefore likely young objects. One star LEHPM 2-3528 was detected in ROSAT, while four stars were detected in the GALEX catalog: LTT 313, SCR 0211-3504, SCR 2025-1534, and LP 567-63. LTT 313 had both FUV and NUV detections, while the other four were detected in the NUV only.

We also checked the space motions of the stars, to see if they kinematically match any of the known nearby young moving groups. For this, we used the LocAting Constituent mEmbers In Nearby Groups (LACEwING) moving group identification code (Riedel et al., in prep). LACEwING uses positions, proper motions, parallaxes, and radial velocities to

identify objects that might share the space motions and positions of 13 nearby young moving groups and three open clusters within 100 parsecs of the Sun. It has two modes, a field star mode in which it assumes nothing is known about the age of the star, and a young star mode, where it is assumed that the object is young. As these 12 stars are overluminous, we used the young star mode for all of them. Although we do not have radial velocities for these stars, using our positions, proper motions, and parallaxes, we identify SCR 0027-0806 as a low-probability (28%) member of the ~ 45 Myr-old (Kraus et al. 2014; Bell et al. 2015) Tucana-Horologium moving group; SCR 0724-3125 low-probability member of the ~ 200 Myr old Carina-Near moving group (Zuckerman et al. 2006), with a probability of 28%; SCR 1901-3106 and SCR 2025-1534 as low- and moderate-probability members of the ~ 130 -150 Myr old AB Doradus moving group (Luhman et al. 2005; Bell et al. 2015) (probabilities of 27% and 57%, respectively); and LP 567-63 as a member of the ~ 50 Myr old Argus moving group (Torres et al. 2008), with a probability of 38%. We note that both SCR 2025-1534 and LP 567-63 were found to have detections in GALEX.

Based on these analyses, we suspect that half of these highlighted systems are unresolved multiples, with the other half being possibly young.

Table 5. Candidate Multiples & Young Stars

Name	RA (hh:mm:ss)	DEC (dd:mm:ss)	V_{tan} (km s ⁻¹)	Youth Indicator
SCR 0027-0806	00 27 45.4	−08 06 05	22.6	Tuc-Hor
LTT 313	00 35 38.1	−10 04 19	30.1	GALEX
L 2-60	01 29 20.8	−85 56 11	63.4	
SCR 0211-0354	02 11 51.7	−03 54 03	23.7	GALEX
LEHPM 2-3528	06 07 58.1	−61 15 11	42.1	ROSAT
SCR 0724-3125	07 24 21.2	−31 25 58	24.7	Carina-Near
SCR 0733-4406	07 33 42.7	−44 06 13	57.4	
L 532-12	08 54 02.4	−30 51 37	39.2	
LHS 5231	12 59 18.2	−00 10 33	64.8	
SCR 1901-3106	19 01 59.2	−31 06 45	43.0	AB Dor
SCR 2025-1534	20 25 08.6	−15 34 16	29.9	AB Dor, GALEX
LP 567-63	20 34 31.1	−32 31 00	26.1	Argus, GALEX

Note. — The youth indicators ‘GALEX’ and ‘ROSAT’ indicate detections in each respective catalog, while ‘Tuc-Hor’, ‘AB Dor’, ‘Carina-Near’, and ‘Argus’ indicate the young nearby moving groups to which the star in question has a probability of belonging, based on its kinematic information.

6. Discussion: The Nearby M Dwarf Population

Recent noteworthy surveys have considerably improved our knowledge of the northern M dwarf population, with Dittmann et al. (2014) contributing 1507 and Finch & Zacharias (2016) adding 1059 π_{trig} measurements for our nearby low-mass neighbors. Yet, the southern sky has remained largely untouched. RECONS’ work is improving the census of M dwarfs with accurate distances in the southern hemisphere.

Prior to this paper, there were 448 southern M dwarf systems with accurate (uncertainties less than 10 mas) published π_{trig} placing them within 25 pc. This number includes measurements from YPC (192), HIP (88), previous publications in this series by RECONS (131), and a few dozen systems from other efforts. The trigonometric distances for the 116 systems within 25 pc and south of DEC = 0 presented here increase the census of M dwarf systems in the southern sky by 26%. The population density diagram for the southern sky shown in Figure 13, in which we use M_V as a proxy for mass, provides a gauge of the uniformity of systems within a volume stretching to 25 pc, broken into eight equal volume shells, with the first shell incorporating half of the distance, but one-eighth of the volume, to the horizon. The 116 new southern members added by this work are indicated in red. Intrinsically faint, late-type M dwarfs are more prominent at closer distances than their mid-type counterparts at further distances.¹⁴ The paucity of late M dwarfs at larger distances is clearly an observational bias, as their faintness has precluded their identification and parallax measurement to date.

7. Future

Members of the RECONS group are stellar cartographers, driven to discover and characterize the nearby population of stars. While previous work has reported the census of the 5 pc sample (Henry 2015) and 10 pc sample (Henry et al. 2006, and in prep), we are expanding our investigations of the nearest stars to 25 pc. This 25 pc horizon limit has been adopted as a match to the canonical distance limit of the The Third Catalogue of Nearby Stars (Gliese & Jahreiß 1991) and ultimately should include ~ 5000 stellar systems.

Development by the RECONS group of a modern catalog listing all stars, brown dwarfs, and planets located within 25 pc, with distances determined only via π_{trig} , has been underway for the past few years. In this compendium, called the RECONS 25 Parsec Database, is a

¹⁴All systems reported here are beyond 10 pc, as the closer systems will be described in an upcoming paper in this series.

wealth of information on each system, with only data from carefully vetted publications selected for inclusion. The current version, as of 01 August 2016, includes 2826 systems containing 3801 stars, brown dwarfs, and planets, and we anticipate releasing it to the astronomical community in the near future. The main criterion for inclusion is that each system must have a published trigonometric parallax of at least 40 mas, with an uncertainty ≤ 10 mas; thus, 124 of the systems reported here will be new entries to the database.

The long-anticipated results from *Gaia* will measure distances for many nearby stars currently lacking accurate π_{trig} measurements. But, ground-based astrometry will continue to be able to push to the end of the stellar main sequence at $M_V = 21.5$ (Dieterich et al. 2014) all the way to 25 pc, a realm unlikely to be reached by *Gaia*. Thus, there will continue to be a need for ground-based astrometry efforts. As the RECONS observing program began at the 0.9m as an NOAO Survey in 1999, the data series now stretches to over a decade for hundreds of nearby southern M dwarfs, providing long-term astrometry and photometry coverage that will likely not be available from *Gaia*, nor any other project for the foreseeable future. Thus, this unique temporal dataset coverage is valuable for studies of these low-mass neighbors, especially those exhibiting perturbations for which mass determinations will be possible. In addition, RECONS’ long-term monitoring of these potential exoplanet host stars enables investigations of their long-term photometric trends, such as variability and stellar cycles, that may affect life on any planets around these low-mass neighbors.

8. Acknowledgments

This research was made possible by NSF grants AST 05-07711, AST 09-08402, and AST 14-12026. We also thank the members of the SMARTS Consortium, who have enabled the operations of the small telescopes at CTIO since 2003, as well as the observer support at CTIO, specifically Edgardo Cosgrove, Arturo Gomez, Manuel Hernandez, Alberto Miranda, Mauricio Rojas, Hernan Tirado, and Joselino Vasquez. We thank the referee for a very thorough review of the paper that has allowed us to improve it.

Data products from the Two Micron All Sky Survey, which is a joint project of the University of Massachusetts and the Infrared Processing and Analysis Center/California Institute of Technology, funded by the National Aeronautics and Space Administration and the National Science Foundation have been used extensively, as have the SIMBAD database and the Aladin and VizieR interfaces, operated at CDS, Strasbourg, France.

JGW is currently supported by a grant from the John Templeton Foundation. The opinions expressed here are those of the authors and do not necessarily reflect the views of

the John Templeton Foundation.

REFERENCES

- Bartlett, J. L., Ianna, P. A., & Begam, M. C. 2009, *PASP*, 121, 365
- Bell, C. P. M., Mamajek, E. E., & Naylor, T. 2015, *MNRAS*, 454, 593
- Benedict, G. F., et al. 2016, *ArXiv e-prints*
- Bertin, E., & Arnouts, S. 1996, *A&AS*, 117, 393
- Bessel, M. S. 1990, *A&AS*, 83, 357
- Bianchi, L., Herald, J., Efremova, B., Girardi, L., Zabot, A., Marigo, P., Conti, A., & Shiao, B. 2011, *Ap&SS*, 335, 161
- Bonfils, X., et al. 2013, *A&A*, 549, A109
- Costa, E., Méndez, R. A., Jao, W.-C., Henry, T. J., Subasavage, J. P., Brown, M. A., Ianna, P. A., & Bartlett, J. 2005, *AJ*, 130, 337
- Costa, E., Méndez, R. A., Jao, W.-C., Henry, T. J., Subasavage, J. P., & Ianna, P. A. 2006, *AJ*, 132, 1234
- Dahn, C. C., et al. 2002, *AJ*, 124, 1170
- Davison, C. L., et al. 2015, *AJ*, 149, 106
- Dieterich, S. B., Henry, T. J., Jao, W.-C., Winters, J. G., Hosey, A. D., Riedel, A. R., & Subasavage, J. P. 2014, *AJ*, 147, 94
- Dittmann, J. A., Irwin, J. M., Charbonneau, D., & Berta-Thompson, Z. K. 2014, *ApJ*, 784, 156
- Dupuy, T. J., & Liu, M. C. 2012, *ApJS*, 201, 19
- Fabricius, C., & Makarov, V. V. 2000, *A&AS*, 144, 45
- Finch, C. T., & Zacharias, N. 2016, *AJ*, 151, 160
- Forveille, T., et al. 2005, *A&A*, 435, L5
- Gatewood, G. 2008, *AJ*, 136, 452

- Gatewood, G., & Coban, L. 2009, *AJ*, 137, 402
- Gizis, J. E., Jao, W.-C., Subasavage, J. P., & Henry, T. J. 2007, *ApJ*, 669, L45
- Gliese, W., & Jahreiß, H. 1991, Preliminary Version of the Third Catalogue of Nearby Stars, Tech. rep.
- Graham, J. A. 1982, *PASP*, 94, 244
- Gray, R. O., Corbally, C. J., Garrison, R. F., McFadden, M. T., & Robinson, P. E. 2003, *AJ*, 126, 2048
- Hambly, N. C., Henry, T. J., Subasavage, J. P., Brown, M. A., & Jao, W.-C. 2004, *AJ*, 128, 437
- Hartkopf, W. I., McAlister, H. A., & Franz, O. G. 1989, *AJ*, 98, 1014
- Hawley, S. L., Gizis, J. E., & Reid, I. N. 1996, *AJ*, 112, 2799
- Henry, T. J. 2015, in *The Observer’s Handbook*, ed. D. M. F. Chapman (Toronto, Ontario: The Royal Astronomical Society of Canada), 286–290
- Henry, T. J., Ianna, P. A., Kirkpatrick, J. D., & Jahreiss, H. 1997, *AJ*, 114, 388
- Henry, T. J., Jao, W.-C., Subasavage, J. P., Beaulieu, T. D., Ianna, P. A., Costa, E., & Méndez, R. A. 2006, *AJ*, 132, 2360
- Henry, T. J., Subasavage, J. P., Brown, M. A., Beaulieu, T. D., Jao, W.-C., & Hambly, N. C. 2004, *AJ*, 128, 2460
- Horch, E. P., Falta, D., Anderson, L. M., DeSousa, M. D., Miniter, C. M., Ahmed, T., & van Altena, W. F. 2010, *AJ*, 139, 205
- Hosey, A. D., Henry, T. J., Jao, W.-C., Dieterich, S. B., Winters, J. G., Lurie, J. C., Riedel, A. R., & Subasavage, J. P. 2015, *AJ*, 150, 6
- Ianna, P. A. 1993, in *IAU Symposium*, Vol. 156, *Developments in Astrometry and their Impact on Astrophysics and Geodynamics*, ed. I. I. Mueller & B. Kolaczek, 75
- Ianna, P. A., & Bessell, M. S. 1986, *PASP*, 98, 658
- Jao, W.-C., Henry, T. J., Subasavage, J. P., Bean, J. L., Costa, E., Ianna, P. A., & Méndez, R. A. 2003, *AJ*, 125, 332

- Jao, W.-C., Henry, T. J., Subasavage, J. P., Brown, M. A., Ianna, P. A., Bartlett, J. L., Costa, E., & Méndez, R. A. 2005, *AJ*, 129, 1954
- Jao, W.-C., Henry, T. J., Subasavage, J. P., Winters, J. G., Gies, D. R., Riedel, A. R., & Ianna, P. A. 2014, *AJ*, 147, 21
- Jao, W.-C., Henry, T. J., Subasavage, J. P., Winters, J. G., Riedel, A. R., & Ianna, P. A. 2011, *AJ*, 141, 117
- Jefferys, W. H., Fitzpatrick, M. J., & McArthur, B. E. 1988, *Celestial Mechanics*, 41, 39
- Kraus, A. L., Shkolnik, E. L., Allers, K. N., & Liu, M. C. 2014, *AJ*, 147, 146
- Landolt, A. U. 1992, *AJ*, 104, 372
- . 2007, *AJ*, 133, 2502
- . 2013, *AJ*, 146, 131
- Leggett, S. K. 1992, *ApJS*, 82, 351
- Lèpine, S., Thorstensen, J. R., Shara, M. M., & Rich, R. M. 2009, *AJ*, 137, 4109
- Luhman, K. L., Stauffer, J. R., & Mamajek, E. E. 2005, *ApJ*, 628, L69
- Lurie, J. C., et al. 2014, *AJ*, 148, 91
- Luyten, W. J. 1979a, *LHS Catalogue*. Second edition. (University of Minnesota)
- . 1979b, *NLTT catalogue*. Volume_I. +90_to_+30_ Volume_II. +30_to_0_. (University of Minnesota)
- . 1980a, *NLTT Catalogue*. Volume_III. 0_to_-30_. (University of Minnesota)
- . 1980b, *NLTT Catalogue*. Volume_IV. -30_to_-90_. (University of Minnesota)
- Mamajek, E. E., et al. 2013, *AJ*, 146, 154
- Perryman, M. A. C., et al. 1997, *A&A*, 323, L49
- Reid, I. N., Hawley, S. L., & Gizis, J. E. 1995, *AJ*, 110, 1838
- Riedel, A. R., Murphy, S. J., Henry, T. J., Melis, C., Jao, W.-C., & Subasavage, J. P. 2011, *AJ*, 142, 104
- Riedel, A. R., et al. 2010, *AJ*, 140, 897

- . 2014, *AJ*, 147, 85
- Schlesinger, F. 1911, *ApJ*, 33
- Shkolnik, E. L., Anglada-Escudé, G., Liu, M. C., Bowler, B. P., Weinberger, A. J., Boss, A. P., Reid, I. N., & Tamura, M. 2012, *ApJ*, 758, 56
- Skrutskie, M. F., et al. 2006, *AJ*, 131, 1163
- Smart, R. L., Ioannidis, G., Jones, H. R. A., Bucciarelli, B., & Lattanzi, M. G. 2010, *A&A*, 514, A84
- Smart, R. L., Lattanzi, M. G., Jahreiß, H., Bucciarelli, B., & Massone, G. 2007, *A&A*, 464, 787
- Söderhjelm, S. 1999, *A&A*, 341, 121
- Subasavage, J. P., Jao, W.-C., Henry, T. J., Bergeron, P., Dufour, P., Ianna, P. A., Costa, E., & Méndez, R. A. 2009, *AJ*, 137, 4547
- Tody, D. 1993, in *Astronomical Society of the Pacific Conference Series*, Vol. 52, *Astronomical Data Analysis Software and Systems II*, ed. R. J. Hanisch, R. J. V. Brissenden, & J. Barnes, 173
- Torres, C. A. O., Quast, G. R., Melo, C. H. F., & Sterzik, M. F. 2008, *Young Nearby Loose Associations*, ed. B. Reipurth, 757
- van Altena, W. F., Lee, J. T., & Hoffleit, D. 1995, *VizieR Online Data Catalog*, 1174, 0
- van de Kamp, P. 1975, *ARA&A*, 13, 295
- van Leeuwen, F., ed. 2007, *Astrophysics and Space Science Library*, Vol. 350, *Hipparcos, the New Reduction of the Raw Data*
- Voges, W., et al. 1999, *A&A*, 349, 389
- . 2000, *IAU Circ.*, 7432, 1
- von Braun, K., et al. 2011, *ApJ*, 729, L26
- Winters, J. G. 2015, PhD thesis, Georgia State University
- Winters, J. G., Henry, T. J., Jao, W.-C., Subasavage, J. P., Finch, C. T., & Hambly, N. C. 2011, *AJ*, 141, 21

Winters, J. G., et al. 2015, *AJ*, 149, 5

Zuckerman, B., Bessell, M. S., Song, I., & Kim, S. 2006, *ApJ*, 649, L115

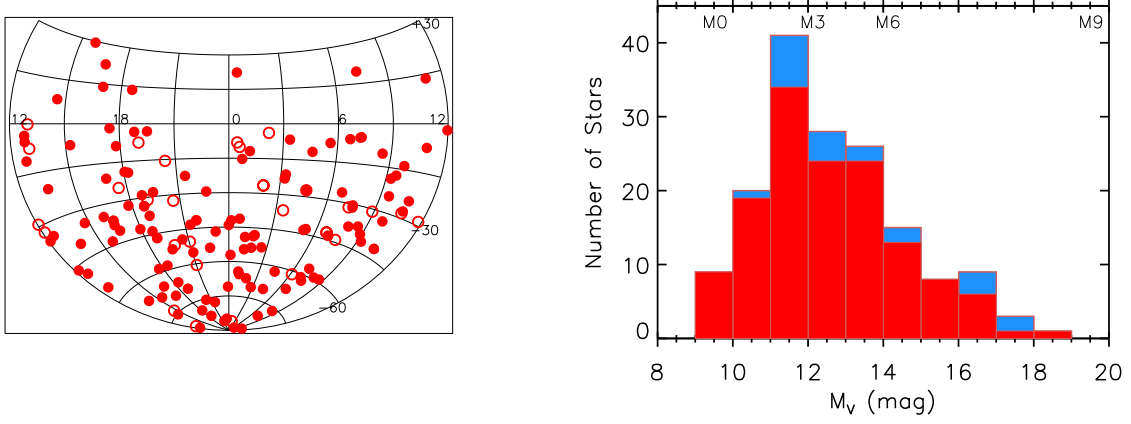


Fig. 1.— (Left) Aitoff plot of the distribution of the sample on the sky. Solid points indicate the 131 stars (in 124 systems) within 25 pc (note that eight are north of $\delta = 0^\circ$). Open points indicate the 30 objects (in 27 systems) with π_{trig} placing them beyond 25 pc. (Right) The luminosity function for the stars presented here. In blue are indicated the 21 unresolved multiples with confirmed close companions, where the M_V has been calculated from blended photometry, while the 139 objects with individual photometry are shown in red. Spectral type estimates are indicated along the top of the plot.

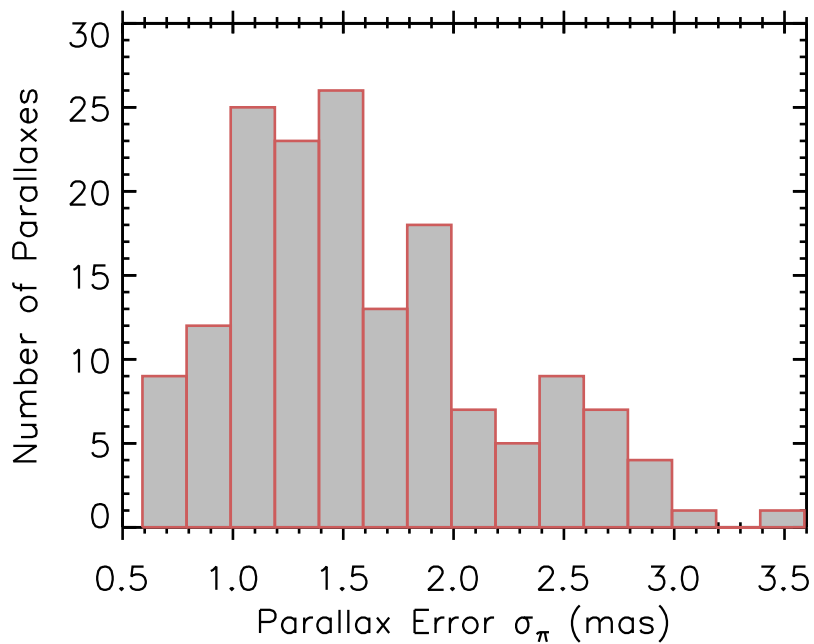


Fig. 2.— A histogram of the π_{trig} uncertainties for the 161 parallaxes presented here, illustrating that most errors are less than 2 mas, with a mean parallax error for the entire sample of 1.6 mas.

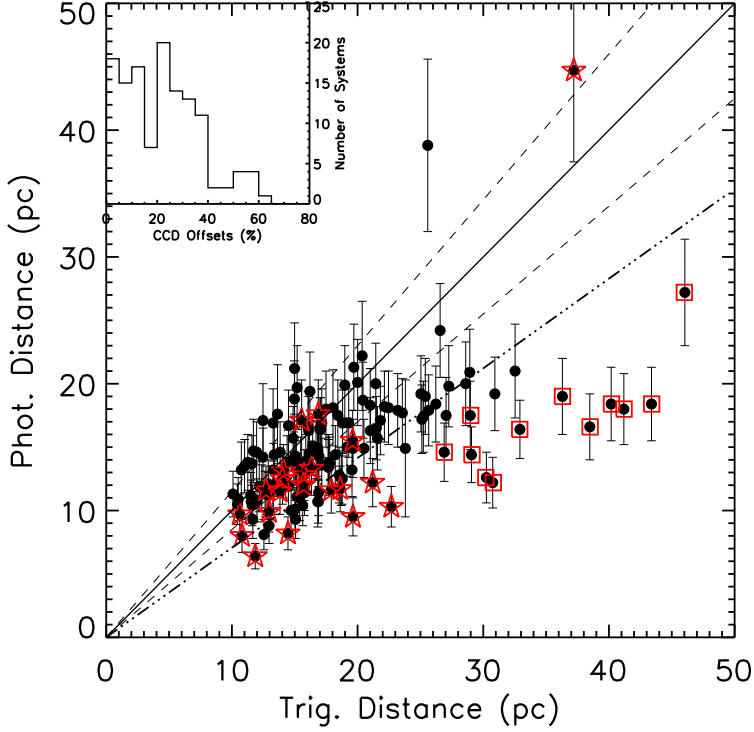


Fig. 3.— A comparison of distance estimates from *VRJHK* photometry vs. distances measured using π_{trig} for almost the entire sample of stars presented here. The six multiple systems with joint 2MASS photometry that prevents the calculation of individual photometric distance estimates (SCR 0644-4223AB, LP 382-56AB, SCR 1630-3633AB, LTT 7246AB, L 345-91AB, L 427-34AB) are not included in this plot, nor are the two stars with distances > 50 pc (CE 440-87 and WT 1928). Uncertainties on the trigonometric distances are smaller than the symbols. Known unresolved multiples with blended photometry are enclosed by open red stars. Candidate unresolved multiples are enclosed with open red squares. The diagonal solid line represents 1:1 correspondence in distances, while the dashed lines indicate the 15% uncertainties associated with the CCD distance estimates. The dash-dot line traces the location where the trigonometric distance exceeds the photometric estimate by a factor of $\sqrt{2}$, corresponding to an equal-luminosity pair of stars. The inset histogram indicates the distribution of the distance offsets between the photometric and trigonometric distances for the single stars. For these single stars, the absolute mean offset is 21%, slightly higher than the 15% systematic error determined by Henry et al. (2004).

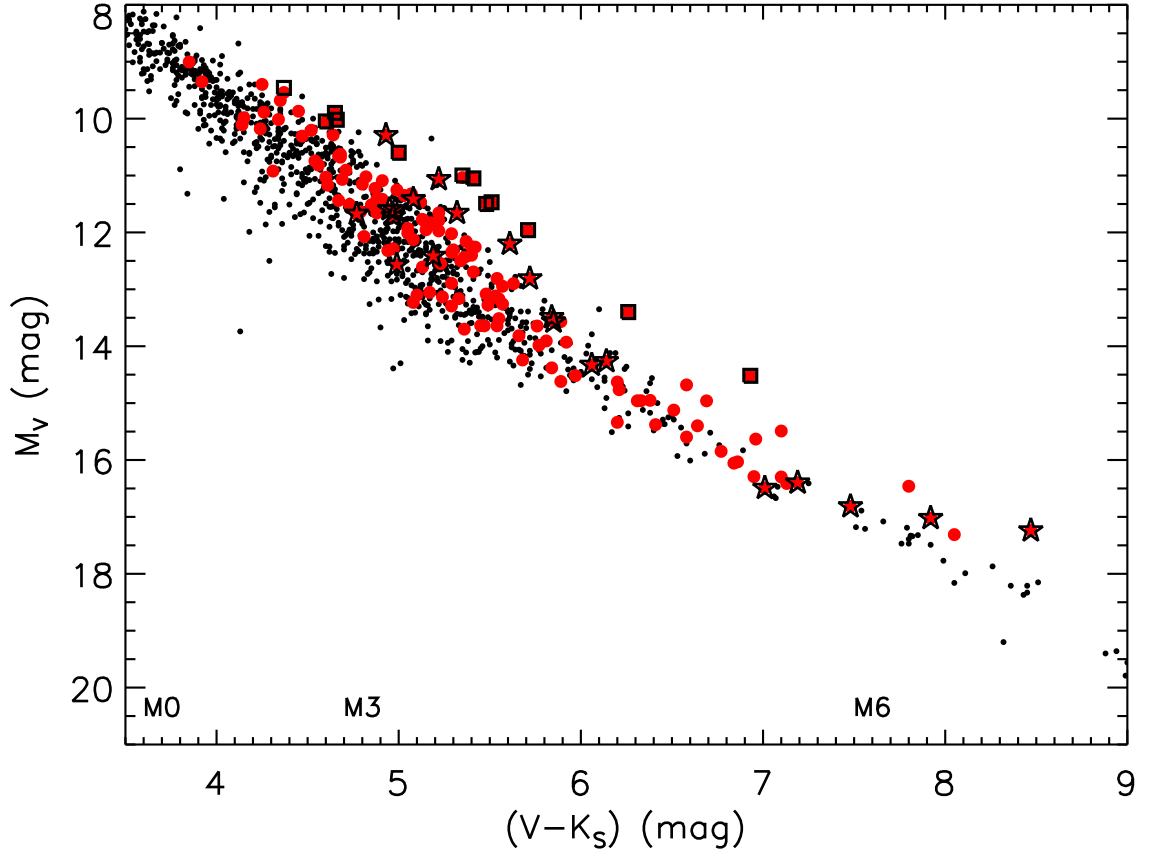


Fig. 4.— An observational HR diagram for the M dwarf systems presented here, with M_V and $(V - K)$ used as proxies for luminosity and temperature, respectively. Known multiples with blended photometry are enclosed in open stars. Candidate binaries are elevated above the main sequence or have distance mismatches and are enclosed in open squares. The small background points are presumed single stars from the RECONS 25 PC Database. Spectral type estimates are given along the bottom; however, M9V corresponds to a $(V - K)$ color of 9.5 and is thus off the plot. Not included on this plot are the six close multiple systems with joint 2MASS photometry.

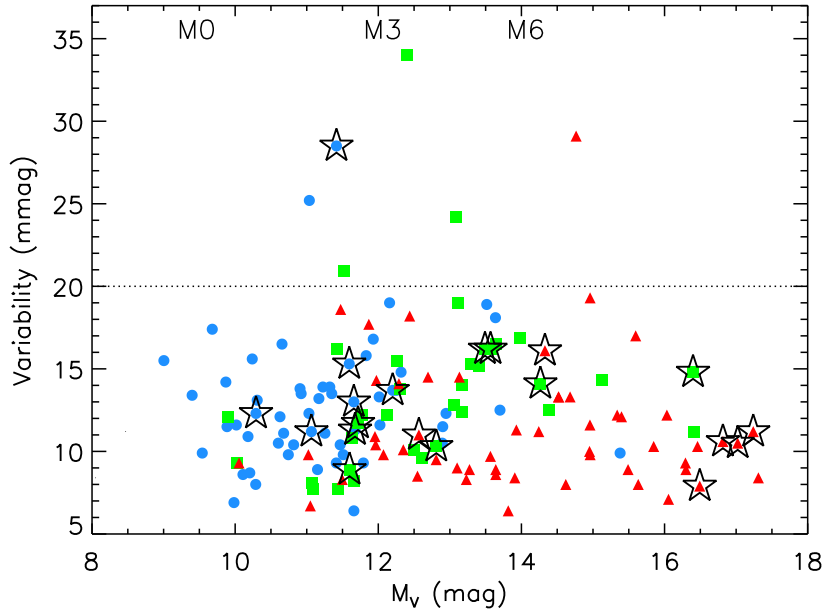


Fig. 5.— Variability of the stars (in VRI) as a function of M_V . Stars observed in the V -band are indicated as blue points, in the R -band as green squares, and in the I -band as red triangles. Close binaries with blended photometry are noted with open black stars. The dotted line marks the 20 mmag (2%) variability boundary between active (above) and inactive (below) stars. Spectral type estimates are indicated along the top of the plot; however, M9V corresponds to an M_V magnitude of 20.0 and is thus off the plot.

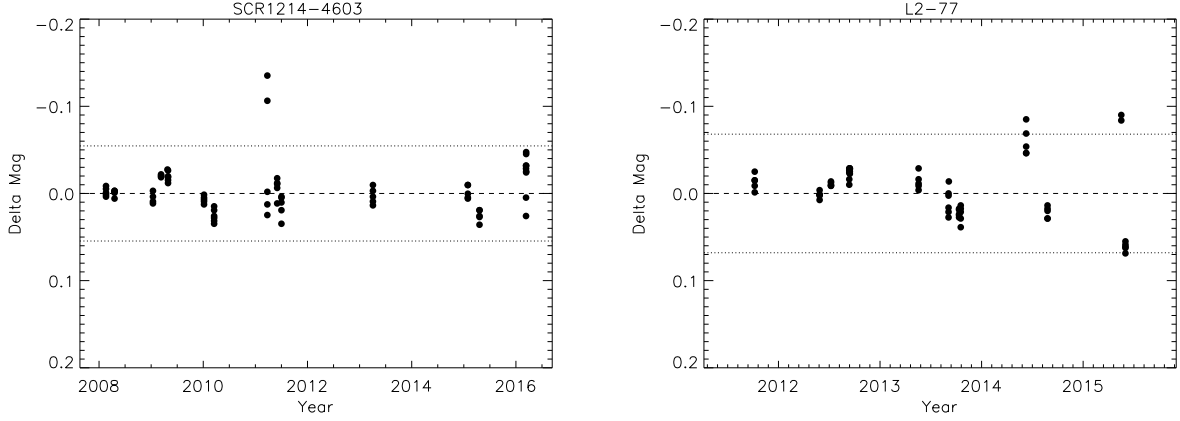


Fig. 6.— (Left) SCR 1214-4603 showing evidence of a flare in 2011 with eight years of data. (Right) With almost four years of coverage, L 2-77 was fairly stable through 2012, but has recently started showing signs of flares and spots. Dashed lines in both panels are two times the standard deviations of the individual points.

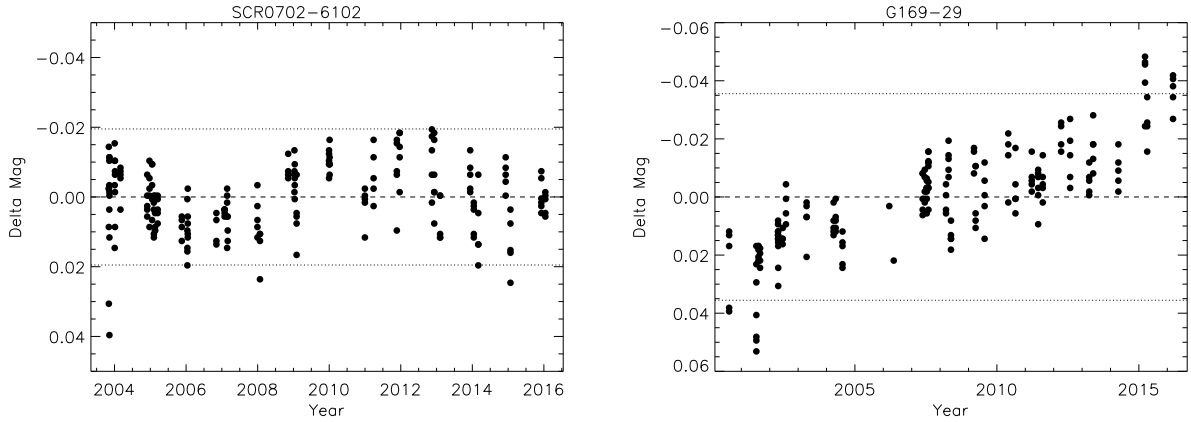


Fig. 7.— (Left) Clear stellar cycle of SCR 0702-6102 with a period on the order of a decade. (Right) The trend of increasing brightness of G 169-29 highlighted in Hosey et al. (2015) now extends to 15 years. Dashed lines in both panels are two times the standard deviations of the individual points.

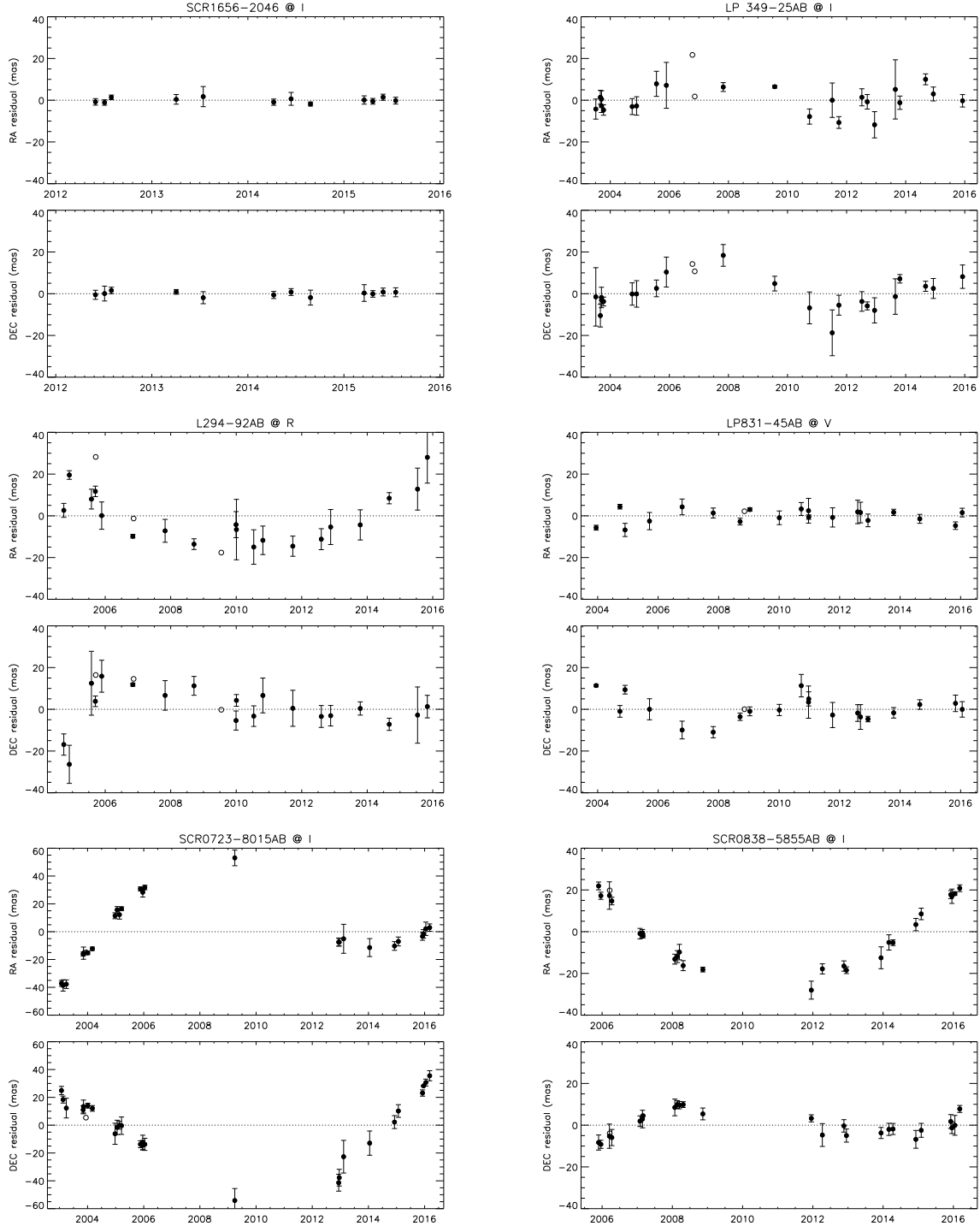


Fig. 8.— Nightly mean astrometric residual plots in RA and DEC for SCR 1656-2046, LP 349-25AB, L 294-92AB, LP 831-45AB, SCR 0723-8015AB, and SCR 0838-5855AB. The astrometric signatures of each system’s proper motion and parallax have been removed. SCR 1656-2046 is shown as an example of a single (i.e., *non-perturbed*) star with residuals clustered closely around zero.

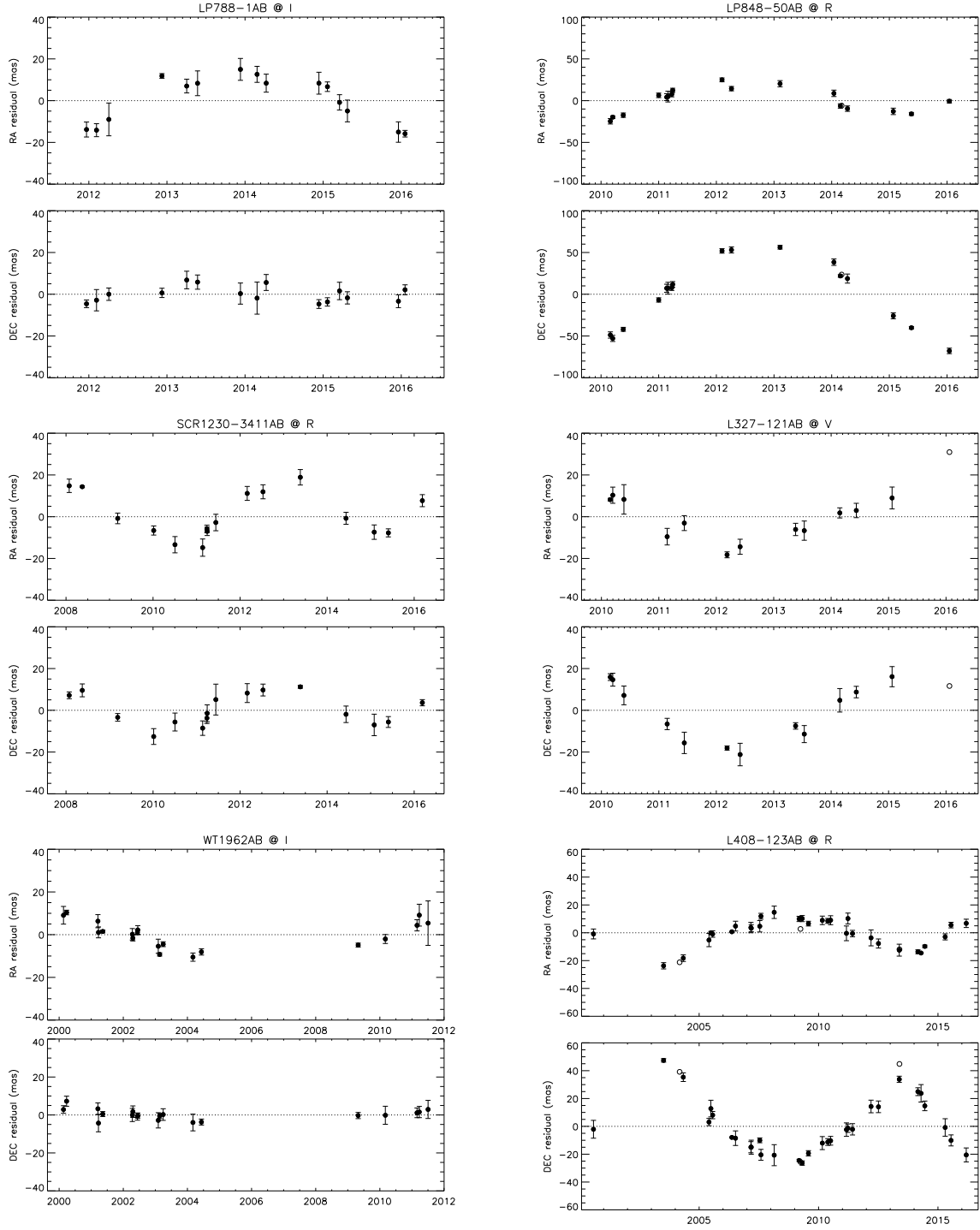


Fig. 9.— Nightly mean astrometric residual plots in RA and DEC for LP 788-1AB, LP 848-50AB, SCR 1230-3411AB, L 327-121AB, WT 1962AB, and L 408-123AB. The astrometric signatures of each system’s proper motion and parallax have been removed.

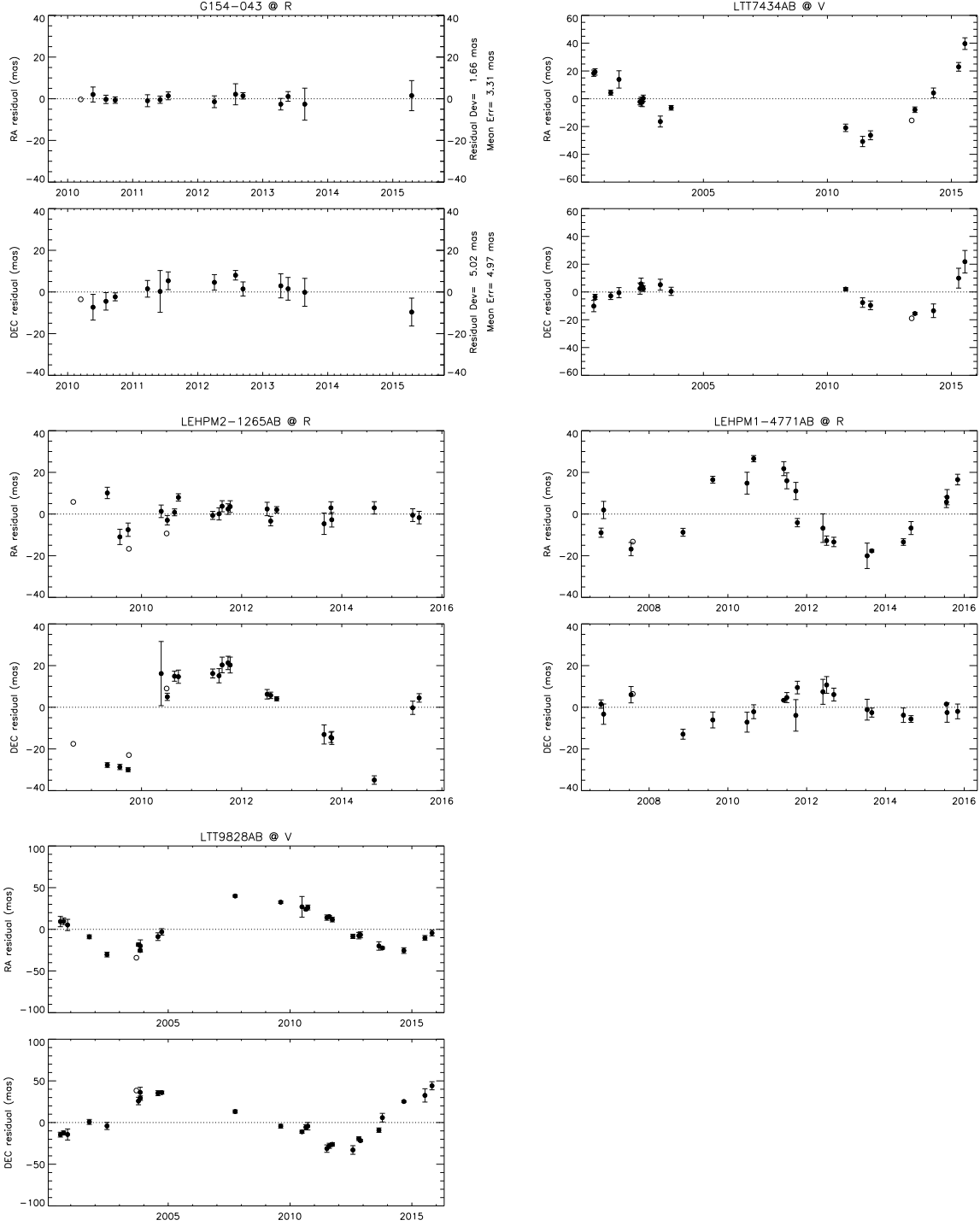


Fig. 10.— Nightly mean astrometric residual plots in RA and DEC for G 154-43AB, LTT 7434AB, LEHPM 2-1265AB, LEHPM 1-4771AB, and LTT 9828AB. The astrometric signatures of each system’s proper motion and parallax have been removed.

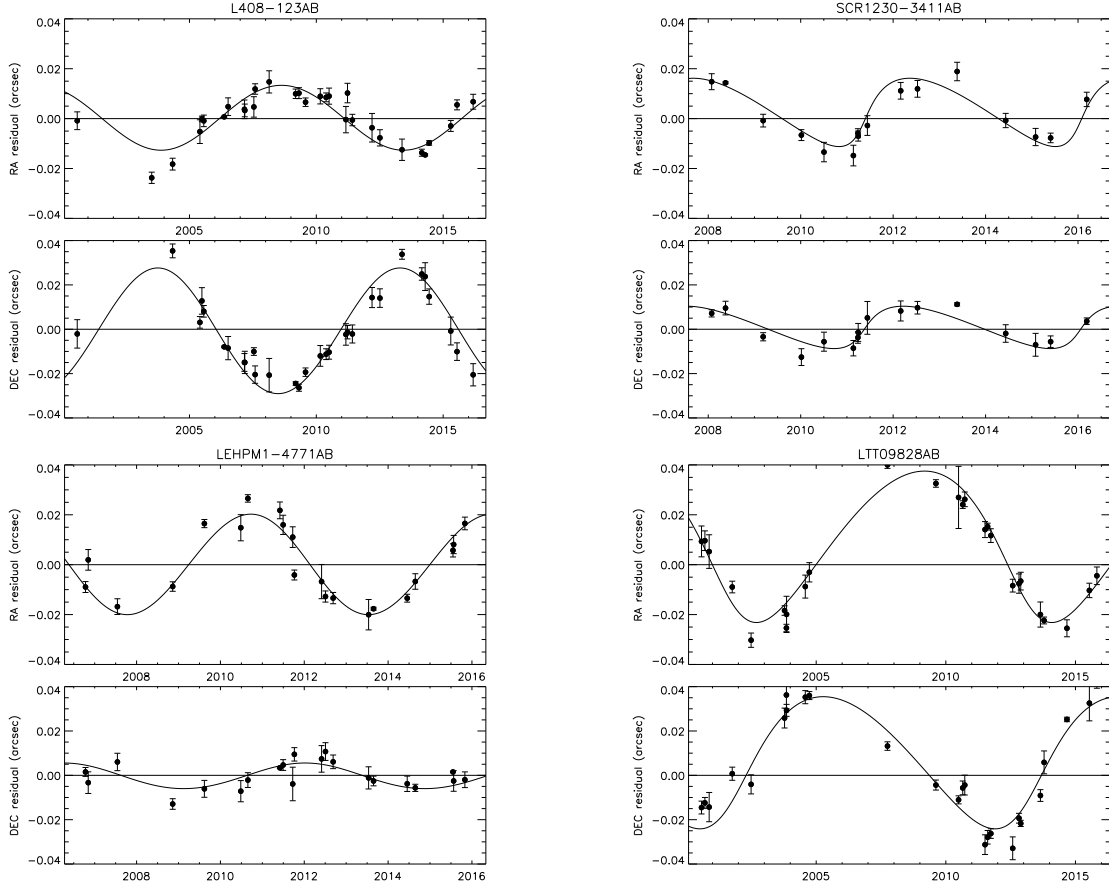


Fig. 11.— Orbital fits for four new binaries with complete orbits. Orbital elements are given in Table 3.

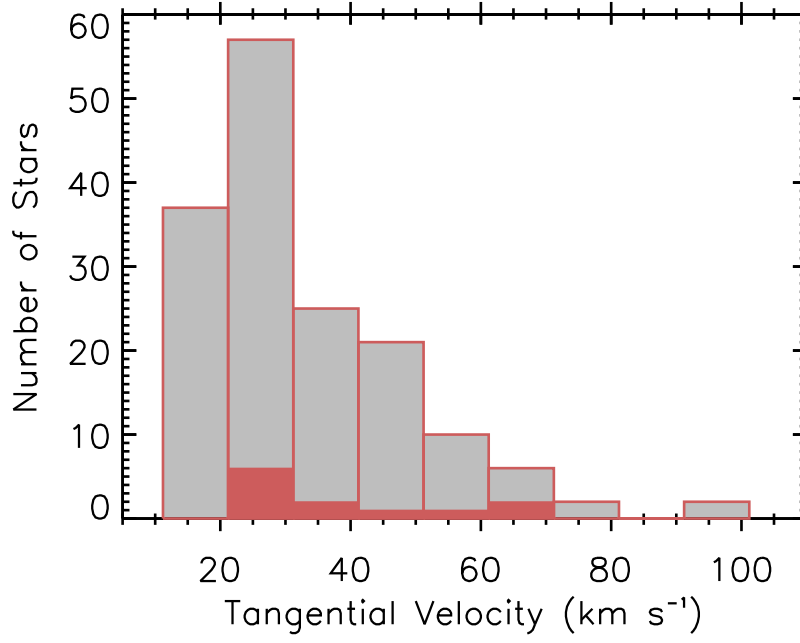


Fig. 12.— Distribution of the tangential velocities of the the stars presented here. The 12 stars identified as candidate binaries are shown in pink.

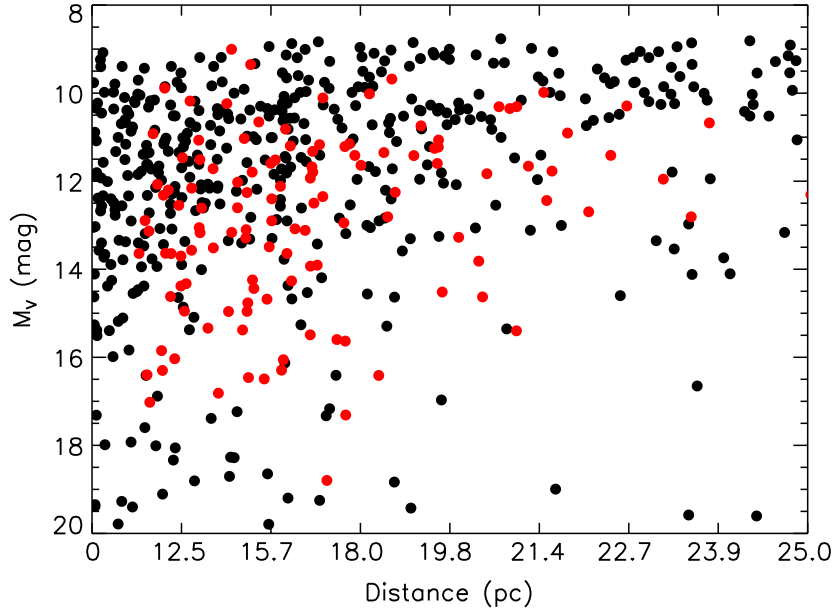


Fig. 13.— Population density diagram of southern M dwarfs within 25 pc, with distance to 25 pc indicated in intervals corresponding to eight equal-volume shells. Illustrated in red are the 123 new nearby (distances < 25 pc) M dwarfs (in 116 systems) with accurate π_{trig} from this work.