

# Nonconvex penalized regression using depth-based penalty functions: multitask learning and support union recovery in high dimensions

Subhabrata Majumdar, Snigdhasu Chatterjee

## Abstract

We propose a new class of nonconvex penalty functions in the paradigm of penalized sparse regression that are based on data depth-based inverse ranking. Focusing on a one-step sparse estimator of the coefficient matrix that is based on local linear approximation of the penalty function, we derive its theoretical properties and provide the algorithm for its computation. For orthogonal design and independent responses, the resulting thresholding rule enjoys near-minimax optimal risk performance, similar to the adaptive lasso (Zou, 2006). A simulation study as well as real data analysis demonstrate its effectiveness compared to present methods that provide sparse solutions in multivariate regression.

**Keywords:** multivariate regression, nonconvex penalties, data depth, sparse regression, high-dimensional data

# 1 Introduction

Consider the multitask linear regression model:

$$\mathbf{Y} = \mathbf{X}\mathbf{B} + \mathbf{E}$$

where  $\mathbf{Y} \in \mathbb{R}^{n \times q}$  is the matrix of responses, and  $\mathbf{E}$  is  $n \times q$  the noise matrix: each row of which is drawn from  $\mathcal{N}_q(\mathbf{0}_q, \mathbf{\Sigma})$  for a  $q \times q$  positive definite matrix  $\mathbf{\Sigma}$ . We are interested in sparse estimates of the coefficient matrix  $\mathbf{B}$  through solving penalized regression problems of the form

$$\min_{\mathbf{B}} \text{Tr}\{(\mathbf{Y} - \mathbf{X}\mathbf{B})^T(\mathbf{Y} - \mathbf{X}\mathbf{B}) + P_\lambda(\mathbf{B})\}. \quad (1)$$

The frequently studied classical linear model may be realized as a special of this for  $q = 1$ , where given a size- $n$  sample of random responses  $\mathbf{y} = (y_1, y_2, \dots, y_n)^T$  and  $p$ -dimensional predictors  $\mathbf{X} = (\mathbf{x}_1, \mathbf{x}_2, \dots, \mathbf{x}_n)^T$ , the above model may now be written as:

$$\mathbf{y} = \mathbf{X}\boldsymbol{\beta} + \boldsymbol{\epsilon}; \quad \boldsymbol{\epsilon} = (\epsilon_1, \dots, \epsilon_n)^T \sim \mathcal{N}_n(\mathbf{0}_n, \sigma^2 \mathbf{I}_p).$$

In that context, the typical objective is to estimate the parameter vector  $\boldsymbol{\beta}$  by minimizing  $\sum_{i=1}^n \rho(y_i - \mathbf{x}_i^T \boldsymbol{\beta})$ , for some loss function  $\rho(\cdot)$ . Selecting important variables in this setup is often significant from an inferential and predictive perspective, and it is generally achieved by obtaining an estimate of  $\boldsymbol{\beta}$  that minimizes a linear combination of the loss function and a ‘penalty’ term  $P(\boldsymbol{\beta}) = \sum_{j=1}^p p(|\beta_j|)$ , instead of only the loss function:

$$\hat{\boldsymbol{\beta}}_n = \arg \min_{\boldsymbol{\beta}} \left[ \sum_{i=1}^n \rho(y_i - \mathbf{x}_i^T \boldsymbol{\beta}) + \lambda_n P(\boldsymbol{\beta}) \right] \quad (2)$$

where  $\lambda_n$  is a tuning parameter depending on sample size. The penalty term is generally a measure of model complexity, and provides a control against overfitting. Using a  $l_0$  norm as penalty at this point, i.e.  $p(z) = 1(z \neq 0)$ , gives rise to the information criterion-based paradigm of statistical model selection, which goes back to the Akaike Information Criterion (AIC: Akaike (1970)). Owing to the intractability of this problem due to an exponentially growing model space researchers have been exploring the use of norms that are non-differentiable at the origin for  $p(\cdot)$ . This dates back

to the celebrated LASSO (Tibshirani, 1996) which uses  $l_1$  norm, adaptive LASSO (Zou, 2006) that reweights the coordinate-wise LASSO penalties based on Ordinary Least Square (OLS) estimate of  $\beta$ , and Fan and Li (2001); Zhang (2010) who used non-convex penalties to limit influence of large entries in the coefficient vector  $\beta$ , resulting in improved estimation. Further, Zou and Li (2008) and Wang et al. (2013) provided efficient algorithms for computing solutions to the nonconvex penalized problems. Without suitable adjustments for large regression coefficients, in finite-sample data penalized regression may fail to perform satisfactorily, as illustrated in many instances.

In this paper, we first propose a general scheme of regularization called *Local Approximation by Row-Norm*, or the *LARN* algorithm. This can automatically temper the effects of large regression coefficients in the case of general  $q$ -dimensional response, which does not require a well-behaved preliminary estimator that Zou (2006) requires. Second, while our proposal may result in lack of convexity in the objective function, we develop an extremely efficient algorithm that enforces sparsity-based regularization. Noteworthy in this algorithm is the fact that we do not need to enforce optimization within geometrically or otherwise non-simple structures like cones or  $\ell_1$  unit balls, but a simple corrective thresholding ensures sparse recovery. Third, we establish optimality and oracle properties for our proposed method. Lastly, we do simulation experiments and a real-data analysis, efficiently verifying existing biological knowledge, as well as showing applicability and veracity of the LARN algorithm.

Compared to sparse single-response regression where the penalty term can be broken down to elementwise penalties, in the multivariate response scenario we need to consider two levels of sparsity. The first level is recovering the set of predictors having non-zero effects on all the responses, as well as estimating their values. Assuming the coefficient matrix  $\mathbf{B} \in \mathbb{R}^{p \times q}$  is made of rows  $(\mathbf{b}_1, \dots, \mathbf{b}_p)^T$ , this means determining the set  $\bigcup_k S_k$ , with  $S_k := \{k : b_{jk} \neq 0, j = 1, 2, \dots, p\}$ . This is called *support union recovery*, and is more effective in recovering non-zero elements of  $\mathbf{B}$  compared to the naïve approach of performing  $q$  separate sparse regularized regressions and combining the results (Obozinski et al., 2011). The second level of sparsity is concerned with recovering non-zero elements *within* the non-zero rows obtained from the first step. The LARN algorithm addresses both of these issues.

Two immediate extensions of the univariate-response penalized sparse regression paradigm are group-wise penalties and multivariate penalized regression. Applying penalties at variable group level instead of individual variables gives rise to Group LASSO (Bakin, 1999). From an application perspective, this utilizes additional relevant information on the natural grouping of predictors: for example

multiple correlated genes, or blockwise wavelet shrinkage (Antoniadis and Fan, 2001). The LARN algorithm generalizes some of the existing schemes that implement such extensions, and results in better estimation and prediction performance compared to performing  $q$  separate LASSO regressions to recover its corresponding columns (Rothman et al., 2010).

The support union recovery approach that we adopt in this paper, leads to recovering the variables that are *simultaneously* important behind all the responses, thus it identifies the *non-zero rows* of  $\mathbf{B}$ . Support union recovery can be performed by considering penalties with row-wise decomposition:  $P_\lambda(\mathbf{B}) = \sum_{j=1}^p p_\lambda(\|\mathbf{b}_j\|_2)$ . In this paper, we shall concentrate on the scenario when  $p_\lambda(\|\mathbf{b}_j\|_2)$  is a potentially nonconvex function of the row-norm.

Our work provides a detailed treatment of using nonconvex penalties in the context of multivariate responses. We define the regularizing function in terms of *data depth* functions, which quantify the center-outward ranking of multivariate data (Zuo and Serfling, 2000). Inverse depth functions, or *peripherality functions* can be defined as some inverse ranking based on data depth, and we use such peripherality functions as regularizers in this paper. In section 2 we discuss data-depth and illustrate some instances of peripherality functions, followed by detailed presentation of the LARN algorithm in section 3, additional theoretical studies in the orthogonal design case in section 4, some simulation experiments to compare the LARN algorithm with other methods in section 5, a data example in section 6, followed by conclusions. The appendix contains proofs of our results.

## 2 Data depth and depth-based regularization

Given a data cloud or a probability distribution, a depth function is any real-valued function that measures the outlyingness of a point in feature space with respect to the data or its underlying distribution (figure 1 panel a). In order to formalize the notion of depth, we consider as data depth any scalar-valued function  $D(\mathbf{x}, F_{\mathbf{X}})$  (where  $\mathbf{x} \in \mathbb{R}^p$ , and the random variable  $\mathbf{X}$  has distribution  $F$ ) that satisfies the following properties (Liu, 1990):

- *P1. Affine invariance:*  $D(A\mathbf{x} + \mathbf{b}, F_{A\mathbf{X} + \mathbf{b}}) = D(\mathbf{x}, F_{\mathbf{X}})$  for any  $p \times p$  non-singular matrix  $A$  and  $p \times 1$  vector  $\mathbf{b}$ ;
- *P2. Maximality at center:* When  $F_{\mathbf{X}}$  has center of symmetry  $\boldsymbol{\theta}$ ,  $D(\boldsymbol{\theta}, F_{\mathbf{X}}) = \sup_{\mathbf{x} \in \mathbb{R}^p} D(\mathbf{x}, F_{\mathbf{X}})$ . Here the symmetry can be central, angular or halfspace symmetry;

- *P3. Monotonicity relative to deepest point:* For any  $p \times 1$  vector  $\mathbf{x}$  and  $\alpha \in [0, 1]$ ,  $D(\mathbf{x}, F_{\mathbf{X}}) \leq D(\boldsymbol{\theta} + \alpha(\mathbf{x} - \boldsymbol{\theta}))$ ;
- *P4. Vanishing at infinity:* As  $\|\mathbf{x}\| \rightarrow \infty$ ,  $D(\mathbf{x}, F_{\mathbf{X}}) \rightarrow 0$ .

We incorporate measures of data depth as a row-level penalty function in 1. Specifically, we estimate the coefficient matrix  $\mathbf{B}$  by solving the following constrained optimization problem:

$$\hat{\mathbf{B}} = \arg \min_{\mathbf{B}} \left[ \text{Tr}\{(\mathbf{Y} - \mathbf{XB})^T(\mathbf{Y} - \mathbf{XB})\} + \lambda_n \sum_{j=1}^p D^-(\mathbf{b}_j, F) \right] \quad (3)$$

where  $D^-(\mathbf{x}, F)$  is an *inverse depth* function which measures the peripherality or outlyingness of the point  $\mathbf{x}$  with respect to a fixed probability distribution  $F$ . Given a measure of data depth, any nonnegative-valued monotonically decreasing transformation on that depth function can be taken as a inverse depth function. Some examples include but are not limited to  $D^-(\mathbf{x}, F) := \max_{\mathbf{x}} D(\mathbf{x}, F) - D(\mathbf{x}, F)$  and  $D^-(\mathbf{x}, F) := \exp(-D(\mathbf{x}, F))$ . This helps us obtain the nonconvex shape for our row-wise penalty function, where the penalty sharply increases for smaller entries inside the row but is bounded above for large values (see figure 1 panel b).

### 3 The LARN algorithm

#### 3.1 Formulation

We first focus on the support union recovery problem in 3, starting with the first-order Taylor series approximation of  $D^-(\mathbf{b}_j, F)$ . At this point, we make the following assumptions:

- (A1) The function  $D^-(\mathbf{x}, F)$  is concave in  $\mathbf{b}$ , and continuously differentiable at every  $\mathbf{b} \neq \mathbf{0}_q$  with bounded derivatives;
- (A2) The distribution  $F$  is spherically symmetric.

Since  $F$  is spherically symmetric, due to affine invariance of  $D(\cdot, F)$  hence  $D^-(\cdot, F)$ , depth at a point  $\mathbf{b}$  becomes a function of  $r = \|\mathbf{b}\|_2$  only. Keeping this in mind, we can write  $D^-(\mathbf{b}_j, F) = p_F(r)$ ,

and thus

$$\begin{aligned}
P_{\lambda,F}(\mathbf{B}) &:= \lambda \sum_{j=1}^p p_F(r_j) \\
&\simeq \lambda \sum_{j=1}^p [p_F(r_j^*) + p'_F(r_j^*)(r_j - r_j^*)]
\end{aligned} \tag{4}$$

for any  $\mathbf{B}^*$  close to  $\mathbf{B}$ , and  $r_j = \|\mathbf{b}_j\|_2, r_j^* = \|\mathbf{b}_j^*\|_2; j = 1, 2, \dots, p$ .

Thus, given a starting solution  $\mathbf{B}^*$  close enough to the original coefficient matrix,  $P_{\lambda,F}(\mathbf{B})$  is approximated by its conditional counterpart, say  $P_{\lambda,F}(\mathbf{B}|\mathbf{B}^*)$ . Following this a penalized maximum likelihood estimate for  $\mathbf{B}$  can be obtained using the following iterative algorithm:

1. Take  $\mathbf{B}^{(0)} = \mathbf{B}^* = (\mathbf{X}^T \mathbf{X})^{-1} \mathbf{X}^T \mathbf{Y}$ , i.e. the least square estimate of  $\mathbf{B}$ , set  $k = 0$ ;
2. Calculate the next iterate by solving the penalized likelihood:

$$\mathbf{B}^{(k+1)} = \arg \min_{\mathbf{B}} \left[ \text{Tr} \left\{ (\mathbf{Y} - \mathbf{X}\mathbf{B}^{(k)})^T (\mathbf{Y} - \mathbf{X}\mathbf{B}^{(k)}) \right\} + \lambda \sum_{j=1}^p p'_F(r_j^{(k)}) r_j \right] \tag{5}$$

3. Continue until convergence.

This algorithm approximates contours of the nonconvex penalty function using gradient planes at successive iterates, and is a multivariate generalization of the local linear approximation algorithm of Zou and Li (2008). We call this the *Local Approximation by Row-wise Norm* (LARN) algorithm.

LARN is a majorize-minimize (MM) algorithm where the actual objective function  $Q(\mathbf{B})$  is being majorized by  $R(\mathbf{B}|\mathbf{B}^{(k)})$ , with

$$\begin{aligned}
Q(\mathbf{B}) &= \text{Tr} \left\{ (\mathbf{Y} - \mathbf{X}\mathbf{B})^T (\mathbf{Y} - \mathbf{X}\mathbf{B}) \right\} + P_{\lambda,F}(\mathbf{B}) \\
R(\mathbf{B}|\mathbf{B}^{(k)}) &= \text{Tr} \left\{ (\mathbf{Y} - \mathbf{X}\mathbf{B})^T (\mathbf{Y} - \mathbf{X}\mathbf{B}) \right\} + P_{\lambda,F}(\mathbf{B}|\mathbf{B}^{(k)}).
\end{aligned}$$

This is easy to see, because  $Q(\mathbf{B}) - R(\mathbf{B}|\mathbf{B}^{(k)}) = \lambda \sum_{j=1}^p [p_F(r_j) - p_F(r_j^*) - p'_F(r_j^*)(r_j - r_j^*)]$ . And since  $p_F(\cdot)$  is concave in its argument, we have  $p_F(r_j) \leq p_F(r_j^*) + p'_F(r_j^*)(r_j - r_j^*)$ . Thus  $Q(\mathbf{B}) \leq R(\mathbf{B}|\mathbf{B}^{(k)})$ . Also by definition  $Q(\mathbf{B}) = R(\mathbf{B}^{(k)}|\mathbf{B}^{(k)})$ .

Now notice that  $\mathbf{B}^{(k+1)} = \arg \min_{\mathbf{B}} R(\mathbf{B}|\mathbf{B}^{(k)})$ . Thus  $Q(\mathbf{B}^{(k+1)}) \geq R(\mathbf{B}^{(k+1)}|\mathbf{B}^{(k)}) \geq R(\mathbf{B}^{(k)}|\mathbf{B}^{(k)}) = Q(\mathbf{B}^{(k)})$ , i.e. the value of the objective function decreases in each iteration. We make the following assumption to enforce convergence to a local solution:

(A3)  $Q(\mathbf{B}) = Q(M(\mathbf{B}))$  only for stationary points of  $Q$ , where  $M$  is the mapping from  $\mathbf{B}^{(k)}$  to  $\mathbf{B}^{(k+1)}$  defined in (5).

Since the sequence of penalized losses i.e.  $\{Q(\mathbf{B}^{(k)})\}$  is bounded below (by 0) and monotone, it has a limit point, say  $\hat{\mathbf{B}}$ . Also the mapping  $M(\cdot)$  is continuous since  $\nabla p_F$  is continuous. Further, we have  $Q(\mathbf{B}^{(k+1)}) = Q(M(\mathbf{B}^{(k)})) \leq Q(\mathbf{B}^{(k)})$  which implies  $Q(M(\hat{\mathbf{B}})) = Q(\hat{\mathbf{B}})$ . It follows that  $\hat{\mathbf{B}}$  is a local minimizer following assumption (A3).

### 3.2 The one-step estimate and its oracle properties

Due to the row-wise additive structure of our penalty function, supports of each of the iterates in the LARN algorithm have the same set of singular points as the solution to the original optimization problem, say  $\hat{\mathbf{B}}$ . Consequently each of these iterates  $\hat{\mathbf{B}}^{(k)}$  are capable of producing sparse solutions. In fact, the first iterate itself possesses oracle properties desirable of row-sparse estimates, namely consistent recovery of the support union  $\bigcup_k S_k$  as well as the corresponding rows in  $\mathbf{B}$ . From our simulations there is little to differentiate between the first-step and multi-step estimates in terms of empirical efficiency. This is in line with the findings of Zou and Li (2008) and Fan and Chen (1999).

Given an initial solution  $\mathbf{B}^*$ , the first LARN iterate, say  $\hat{\mathbf{B}}^{(1)}$ , is a solution to the optimization problem:

$$\arg \min_{\mathbf{B}} R(\mathbf{B}|\mathbf{B}^*) = \arg \min_{\mathbf{B}} \left[ \text{Tr} \{ (\mathbf{Y} - \mathbf{XB})^T (\mathbf{Y} - \mathbf{XB}) \} + \lambda \sum_{j=1}^p p'_F(r_j^{(k)}) r_j \right] \quad (6)$$

At this point, without loss of generality we assume that the true coefficient matrix  $\mathbf{B}_0$  has the following decomposition:  $\mathbf{B}_0 = (\mathbf{B}_{01}^T, \mathbf{0})^T$ ,  $\mathbf{B}_1 \in \mathbb{R}^{p_1 \times q}$ . Also denote the vectorized (i.e. stacked-column) version of a matrix  $\mathbf{A}$  by  $\text{vec}(\mathbf{A})$ . We are now in a position to prove oracle properties of the one-step estimator in (6), in the sense that the estimator is able to consistently detect zero rows of  $\mathbf{B}$  as well as estimate its non-zero rows for increasing sample size:

**Theorem 3.1.** *Assume that  $\mathbf{X}^T \mathbf{X}/n \rightarrow \mathbf{C}$  for some positive definite matrix  $\mathbf{C}$ , and  $p'_F(r_j^*) = O((r_j^*)^{-s})$  for  $1 \leq k \leq q$  and some  $s > 0$ . Consider now a sequence of tuning parameters  $\lambda_n$  such that  $\lambda_n/\sqrt{n} \rightarrow 0$  and  $\lambda_n n^{(s-1)/2} \rightarrow \infty$ . Then the following holds for the one-step estimate  $\hat{\mathbf{B}}^{(1)} = (\hat{\mathbf{B}}_{01}^T, \hat{\mathbf{B}}_{00}^T)^T$  (with the component matrix having dimensions  $p_1 \times q$  and  $p - p_1 \times q$ , respectively) as  $n \rightarrow \infty$ :*

- $\text{vec}(\hat{\mathbf{B}}_{00}) \rightarrow \mathbf{0}_{(p-p_1)q}$  in probability;

- $\sqrt{n}(\text{vec}(\hat{\mathbf{B}}_{01}) - \text{vec}(\mathbf{B}_{01})) \rightsquigarrow \mathcal{N}_p(\mathbf{0}_{p_1q}, \boldsymbol{\Sigma} \otimes \mathbf{C}_{11}^{-1})$ .

where  $\mathbf{C}_1$  is the first  $p_1 \times p_1$  block in  $\mathbf{C}$ .

### 3.3 Recovering sparsity within a row

The set of variables with non-zero coefficients for each of the  $q$  univariate regressions may not be the same, and hence recovering the non-zero elements *within a row* is of interest as well. It turns out that a consistent recovery of at this level can be achieved by simply thresholding elements of the one-step estimate obtained in the preceding sections. Obozinski et al. (2011) have shown that a similar approach leads to consistent recovery of within-row supports in multivariate group lasso. The following result formalizes this in our scenario, provided that the non-zero signals in  $\mathbf{B}$  are large enough:

**Lemma 3.2.** *Suppose the conditions of theorem 3.1 hold, and additionally all non-zero components of  $\mathbf{B}$  have the following lower bound:*

$$|b_{jk}| \geq \sqrt{\frac{16 \log(qs)}{C_{\min} n}}; \quad j \in S, 1 \leq k \leq q$$

where  $C_{\min} > 0$  is a lower bound for eigenvalues of  $\mathbf{C}_1$ . Then, for some constants  $c, c_0 > 0$ , the post-thresholding estimator  $\mathbf{T}(\hat{\mathbf{B}}^{(1)})$  defined by:

$$t_{jk} = \begin{cases} 0 & \text{if } \hat{b}_{jk}^{(1)} \leq \sqrt{\frac{8 \log(q|\hat{S}|)}{C_{\min} n}} \\ \hat{b}_{jk}^{(1)} & \text{otherwise} \end{cases}; \quad j \in \hat{S}, 1 \leq k \leq q$$

has the same set of non-zero supports within rows as  $\mathbf{B}$  with probability greater than  $1 - c_0 \exp(-cq \log s)$ .

### 3.4 Computation

Notice that when the quantities  $\mathbf{B}$  and  $\mathbf{Y} - \mathbf{XB}$  are replaced with their corresponding vectorized versions, the optimization problem in (6) reduces to a weighted group lasso (Yang and Zou, 2015) setup, with group norms corresponding to  $l^2$  norms of rows of  $\mathbf{B}$  and inverse depths of corresponding rows of the initial estimate  $\mathbf{B}^*$  acting as group weights. To solve this problem, we start from the following lemma, which gives necessary and sufficient conditions for the existence of a solution:



**Lemma 3.3.** *Given an initial value  $\mathbf{B}^*$ , a matrix  $\mathbf{B} \in \mathbb{R}^{p \times q}$  is a solution to the optimization problem in (6) if and only if:*

1.  $2\mathbf{x}_j^T(\mathbf{Y} - \mathbf{XB}) + \lambda p'_F(r_j^*)\mathbf{b}_j/r_j = \mathbf{0}_q$  if  $\mathbf{b}_j \neq \mathbf{0}_q$ ;
2.  $\|\mathbf{x}_j^T(\mathbf{Y} - \mathbf{XB})\|_2 \leq \lambda/2$  if  $\mathbf{b}_j = \mathbf{0}_q$ .

This lemma is a modified version of lemma 4.2 in chapter 4 of Buhlmann and van de Geer (2011), and can be proved in a similar fashion. Following the lemma, we can now use a block coordinate descent algorithm (Li et al., 2015) to iteratively obtain  $\hat{\mathbf{B}}^{(1)}$ , given some starting value  $\mathbf{B}_0$ :

- Start with the OLS estimate  $\mathbf{B}^*$ , set  $m = 1$  and  $\hat{\mathbf{B}}^{(1,0)} = \mathbf{B}_0$ ;
- For  $j = 1, 2, \dots, p$  do:
  - If  $\|\mathbf{x}_j^T(\mathbf{Y} - \mathbf{X}\hat{\mathbf{B}}^{(1,m-1)})\|_2 \leq (\lambda/2) \cdot p'_F(r_j^*)$ , set  $\hat{\mathbf{b}}_j^{(1,m)} = \mathbf{0}_q$ ;
  - Else update  $\hat{\mathbf{b}}_j^{(1,m)}$  as

$$\hat{\mathbf{b}}_j^{(1,m)} = \frac{2\mathbf{s}_j^{(m-1)}}{2\|\mathbf{x}_j\|_2^2 + \lambda \frac{np'_F(r_j^*)}{\hat{r}_j^{(1,m-1)}} \mathbf{1}_{\hat{r}_j^{(1,m-1)} > 0}}$$

where  $\mathbf{s}_j^{(m-1)} = \mathbf{x}_j^T(\mathbf{Y} - \mathbf{X}\hat{\mathbf{B}}_{-j}^{(1,m-1)})$ ;  $\hat{\mathbf{B}}_{-j}^{(1,m-1)}$  is the matrix obtained by replacing  $j^{\text{th}}$  row of  $\hat{\mathbf{B}}^{(1,m-1)}$  by zeros.

- Set  $m \leftarrow m + 1$ , check for convergence and continue until convergence.
- Apply the thresholding from lemma 3.2 to recover within-row supports.

Given a fixed  $\lambda$ , easy choices of  $\mathbf{B}_0$  are  $\mathbf{0}_{p \times q}$  or  $\mathbf{B}^*$ . We use  $k$ -fold cross-validation to choose the optimal pairing of the tuning parameter  $\lambda$  and the threshold for within-row sparsity. Notice that even though the cross-validation is done over a two-dimensional grid, for any fixed  $\lambda$  only  $k$  models need to be calculated since the thresholding is done *after* estimation. Also when optimizing over the range of tuning parameter values, say  $\lambda_1, \dots, \lambda_m$ , we use warm starts to speed up convergence. Denoting the solution corresponding to any tuning parameter  $\lambda$  as  $\hat{\mathbf{B}}^{(1)}(\lambda)$ , this means starting from the initial value  $\mathbf{B}_0 = \hat{\mathbf{B}}^{(1)}(\lambda_{k-1})$  to obtain  $\hat{\mathbf{B}}^{(1)}(\lambda_k)$ , for  $k = 2, \dots, m$ .

## 4 Orthogonal design and independent responses

We shed light on the workings of our penalty function by considering the simplified scenario when the predictor matrix  $\mathbf{X}$  is orthogonal and all responses are independent. Independent responses make minimizing (3) equivalent to solving of  $q$  separate nonconvex penalized regression problems, while orthogonal predictors make the LARN estimate equivalent to a collection of coordinate-wise soft thresholding operators.

### 4.1 Thresholding rule

For the univariate thresholding rule, we are dealing with the simplified penalty function  $p(|b_{ij}|) = D^-(b_{ij}, F)$ , where  $D^-$  is a inverse depth function based on the univariate depth function  $D$ . In single dimensions depth functions often have closed-form expressions: e.g. when  $D$  is projection depth and  $F$  is a standard normal distribution,  $D(b_{ij}, F) = c/(c + |b_{ij}|)$ ;  $c = \Phi^{-1}(3/4)$ , while for halfspace depth and any symmetric  $F$ ,  $D(b_{ij}, F) = 1 - F(|b_{ij}|)$ .

Following Fan and Li (2001), a sufficient condition for the minimizer of the penalized least squares loss function

$$L(\theta; p_\lambda) = \frac{1}{2}(z - \theta)^2 + p_\lambda(|\theta|) \quad (7)$$

to be unbiased when the true parameter value is large is  $p'_\lambda(|\theta|) = 0$  for large  $\theta$ . In our formulation, this holds exactly when  $F$  has finite support, and approximately otherwise. A necessary condition for sparsity and continuity of the solution is  $\min_{\theta \neq 0} |\theta| + p'_\lambda(|\theta|) > 0$ . We ensure this by making a small assumption about the derivative of  $D^-$  (denoted by  $D_1^-$ ):

**(A4)**  $\lim_{\theta \rightarrow 0+} D_1^-(\theta, F) > 0$ .

Subsequently we get following thresholding rule as the solution to (7):

$$\begin{aligned} \hat{\theta}(F, \lambda) &= \text{sign}(z) [ |z| - \lambda D_1^-(\theta, F) ]_+ \\ &\simeq \text{sign}(z) [ |z| - \lambda D_1^-(z, F) ]_+ \end{aligned} \quad (8)$$

the approximation in the second step being due to Antoniadis and Fan (2001). A plot of the thresholding function in panel c of figure 1 demonstrates the unbiasedness and continuity properties of this estimator.

We note here that thresholding rules due to previously proposed nonconvex penalty functions can be obtained as special case of our rule. For example, the MCP penalty (Zhang, 2010) corresponds to  $D_1^-(\theta, F) = |\theta|I(|\theta| < \lambda)$ , while for the SCAD penalty (Fan and Li, 2001):

$$D_1^-(\theta, F) = \begin{cases} c\lambda & \text{if } |\theta| < 2\lambda \\ \frac{c}{a-2}(a\lambda - |\theta|) & \text{if } 2\lambda \leq |\theta| < a\lambda \\ 0 & \text{if } |\theta| > a\lambda \end{cases}$$

with  $c = 1/(2\lambda^2(a+2))$ .

## 4.2 Minimax optimal performance

In the context of estimating the mean parameters  $\mu_i$  of independent and identically distributed observations with normal errors:  $z_i = \theta_i + v_i, v_i \sim N(0, 1)$ , the minimax risk is  $2 \log n$  times the ideal risk  $R(\text{ideal}) = \sum_{i=1}^n \min(\theta_i^2, 1)$  (Donoho and Johnstone, 1994). A major motivation of using lasso-type penalized estimators in linear regression is that they are able to approximately achieve this risk bound for large sample sizes (Donoho and Johnstone, 1994; Zou, 2006). We now show that our thresholding rule in (8) also, in fact, replicates this performance.

**Theorem 4.1.** *Suppose the inverse depth function  $D^-(\cdot, F)$  is twice continuously differentiable with first and second derivatives bounded above by  $c_1$  and  $c_2$  respectively. Then for  $\lambda = (\sqrt{.5 \log n} - 1)/c_1$ , we have*

$$R(\hat{\theta}(F, \lambda)) \leq (2 \log n - 3) \left[ R(\text{ideal}) + \frac{c_1}{p_0(F)(\sqrt{.5 \log n} - 1)} \right] \quad (9)$$

where  $p_0(F) := \lim_{\theta \rightarrow 0+} D_1^-(\theta, F)$ .

Following the theorem, we easily see that for large  $n$  the minimax risk of  $\hat{\theta}(F, \lambda)$  approximately achieves the  $2 \log n$  multiple bound.

## 5 Simulation results

### 5.1 Methods and setup

We use the setup of Rothman et al. (2010) for our simulation study to compare the performance of LARN with other relevant methods. Specifically, we use performance metrics calculated from applying the following methods of predictor group selection on simulated data for this purpose:

*Sparse Graphical Lasso (SGL: Simon et al. (2013))*: We adapt this method for single-response regression that uses group-level as well as element-level penalties on the coefficient vector in our scenario by taking  $\text{vec}(\mathbf{Y})$  as the response vector,  $\mathbf{X} \otimes \mathbf{I}_q$  as the matrix of predictors, and then transforming back the  $pq$ -length coefficient estimate into a  $p \times q$  matrix;

*Group Lasso with thresholding (GL-t)*: This has been proposed by Obozinski et al. (2011), and performs element-wise thresholding on a row-level group lasso estimator to get final estimate of  $\mathbf{B}$ , this method can also be realized as a special case of LARN;

We generate rows of the model matrix  $\mathbf{X}$  as  $n = 50$  independent draws from  $\mathcal{N}(\mathbf{0}_p, \mathbf{\Sigma}_X)$ , where the positive  $\mathbf{\Sigma}_X$  has an AR(1) covariance structure, with its  $(i, j)^{\text{th}}$  element given by  $0.7^{|i-j|}$ . Rows of the random error matrix are generated as independent draws from  $\mathcal{N}(\mathbf{0}_q, \mathbf{\Sigma})$ : with  $\mathbf{\Sigma}$  also having an AR(1) structure with correlation parameter  $\rho \in \{0, 0.5, 0.7, 0.9\}$ . Finally, to generate the coefficient matrix  $\mathbf{B}$ , we obtain the three  $p \times q$  matrices:  $\mathbf{W}$ , whose elements are independent draws from  $N(5, 1)$ ;  $\mathbf{K}$ , which has elements as independent draws from Bernoulli(0.3); and  $\mathbf{Q}$  whose rows are made all 0 or all 1 according to  $p$  independent draws of another Bernoulli random variable with success probability 0.125. Following this, we multiply individual elements of these matrices (denoted by  $(*)$ ) to obtain a sparse  $\mathbf{B}$ :

$$\mathbf{B} = \mathbf{W} * \mathbf{K} * \mathbf{Q}$$

Notice that the two levels of sparsity we consider: entire row and within-row, are imposed by the matrices  $\mathbf{Q}$  and  $\mathbf{K}$ , respectively.

For a given value of  $\rho$ , we consider three settings of data dimensions for the simulations: (1)  $p = 20, q = 20$ , (2)  $p = 20, q = 60$  and (3)  $p = 60, q = 60$ . Finally we replicate the full simulation 100 times for each set of  $(p, q, \rho)$ .

## 5.2 Evaluation

To summarize the performance of an estimate matrix  $\hat{\mathbf{B}}$  we use the following three performance metrics:

- *Mean Absolute Estimation Error (MAEE)*- Defined as  $(1/pq) \sum_{j=1}^p \sum_{k=1}^q |\hat{b}_{jk} - b_{jk}|$ ;
- *True Positive Rate (TP)* - Defined as the proportion of non-zero entries in  $\mathbf{B}$  detected as non-zero in  $\hat{\mathbf{B}}$ ;
- *True Negative Rate (TN)* - Defined as the proportion of zero entries in  $\mathbf{B}$  detected as zero in  $\hat{\mathbf{B}}$ .

A desirable estimate shall have low MAEE and high TP and TN proportions.

We summarize TP/TN rates of the three methods in table 1, and MAEE performances in figure 2. Except from the case when  $p = 20, q = 20$ , our method detects the highest proportion of non-zero elements of  $\mathbf{B}$  on average. True Negative detection percentage of all methods are high, and although the other two methods are slightly better than LARN for detecting true negatives, our method outperforms them by a large amount when detecting actual non-zero signals is concerned. In terms of estimation error, our method seems to do slightly worse in small dimensional situations, but performs better or similarly to other two methods as the data dimension grows.

## 6 Real data example

We apply the LARN algorithm on a microarray dataset containing expression of several genes in the flowering plant *Arabidopsis thaliana* (Wille et al, 2004). Gene expressions are collected from  $n = 118$  samples, which are plants grown under different experimental conditions. We take the expressions of  $q = 40$  genes in two pathways for biosynthesis of isoprenoid compounds, which are key compounds affecting plant metabolism, are taken as our multiple responses, while expressions of 795 other genes corresponding to 56 other pathways are taken as predictors.

Our objective here is to find out the extent of crosstalk between isoprenoid pathway genes and those in the other pathways. We apply LARN, as well as the two methods mentioned before, on the data and evaluate them based on predictive accuracy of 100 random splits with 90 training samples. All three methods have similar mean squared prediction error (MSPE) (LARN and GL-t have MSPE 0.45 and SGL has 0.44), but LARN produces more sparse solutions on average: the mean proportion of non-zero elements in the coefficient matrix are 0.15, 0.21 and 0.29 for LARN, GL-t and SGL, respectively.

Focusing on the coefficient matrix estimated by LARN, we summarize the 10 largest coefficients (in absolute values) in table 2. We also visualize coefficients corresponding to genes in the 6 pathways in the table through a heatmap in figure 3.

All of the four largest coefficients correspond to interactions of one gene, DPPS2, with four different pathways. Two of these pathways, Carotenoid and Phytosterol, directly use products from the isoprenoid pathways, and their connections with DPPS2 had been detected in Wille et al (2004). The large Calvin Cycle-DPPS2 coefficient reveals that compounds synthesized in Carotenoid and Phytosterol pathways get used in Calvin Cycle. In the heatmap, Carotenoid biosynthesis seems to be connected mostly to the non-mevalonate pathway genes (right of the vertical line), while the activities of genes in Cytokinin and Ubiquinone synthesis pathways seem to be connected with those in the mevalonate pathway. These are consistent with the findings of Wille et al (2004), Frebort et al. (2011) and Disch et al. (1998), respectively.

## 7 Conclusion

In the above sections we propose general nonconvex penalty functions based on data depth for performing support union recovery in multitask linear regression. We further show that a simple post-estimation thresholding recovers non-zero elements within rows in the coefficient matrix with good accuracy. Further studies include extending the setup to include generalized linear models, as well as exploring the use of more efficient algorithms for calculating the sparse solutions, for example the CCCP algorithm Wang et al. (2013), which performs favorably in some situations compared to local linear approximation for single-resonse nonconvex penalized sparse regression.

## A Appendix

*Proof of theorem 3.1.* We shall prove a small lemma before going into the actual proof.

**Lemma A.1.** For matrices  $\mathbf{K} \in \mathbb{R}^{l \times k}$ ,  $\mathbf{L} \in \mathbb{R}^{l \times m}$ ,  $\mathbf{M} \in \mathbb{R}^{m \times k}$ ,

$$\text{Tr}(\mathbf{K}^T \mathbf{L} \mathbf{M}) = \text{vec}^T(\mathbf{K})(\mathbf{I}_k \otimes \mathbf{L}) \text{vec}(\mathbf{M})$$

*Proof of lemma A.1.* From the property of Kronecker products,  $(\mathbf{I}_k \otimes \mathbf{L}) \text{vec}(\mathbf{M}) = \text{vec}(\mathbf{L} \mathbf{M})$ . The lemma follows since  $\text{Tr}(\mathbf{K}^T \mathbf{L} \mathbf{M}) = \text{vec}^T(\mathbf{K}) \text{vec}(\mathbf{L} \mathbf{M})$ .  $\square$

Now, suppose  $\mathbf{B} = \mathbf{B}_0 + \mathbf{U}/\sqrt{n}$ , for some  $\mathbf{U} \in \mathbb{R}^{p \times q}$ , so that our objective function takes the form

$$\begin{aligned} T_n(\mathbf{U}) &= \text{Tr} \left[ \left( \mathbf{Y} - \mathbf{X} \mathbf{B}_0 - \frac{1}{\sqrt{n}} \mathbf{X} \mathbf{U} \right)^T \left( \mathbf{Y} - \mathbf{X} \mathbf{B}_0 - \frac{1}{\sqrt{n}} \mathbf{X} \mathbf{U} \right) \right] \\ &\quad + \lambda_n \sum_{j=1}^p p'_F(r_j^*) \left\| \mathbf{b}_{0j} + \frac{\mathbf{u}_j}{\sqrt{n}} \right\|_2 \\ \Rightarrow T_n(\mathbf{U}) - T_n(\mathbf{0}_{p \times q}) &= \text{Tr} \left[ \frac{1}{n} \mathbf{U}^T \mathbf{X}^T \mathbf{X} \mathbf{U} - \frac{2}{\sqrt{n}} \mathbf{E}^T \mathbf{X} \mathbf{U} \right] \\ &\quad + \frac{\lambda_n}{\sqrt{n}} \sum_{j=1}^p p'_F(r_j^*) (\|\sqrt{n} \mathbf{b}_{0j} + \mathbf{u}_j\|_2 - \|\sqrt{n} \mathbf{b}_{0j}\|_2) \\ &= \text{Tr}(\mathbf{V}_1 + \mathbf{V}_2) + V_3 \end{aligned} \tag{10}$$

Since  $\mathbf{X}^T \mathbf{X}/n \rightarrow \mathbf{C}$  by assumption, we have  $\text{Tr}(\mathbf{V}_1) \rightarrow \text{vec}^T(\mathbf{U})(\mathbf{I}_q \otimes \mathbf{C}) \text{vec}(\mathbf{U})$  using lemma A.1.

Using the lemma we also get

$$\text{Tr}(\mathbf{V}_2) = \frac{2}{\sqrt{n}} \text{vec}^T(\mathbf{E})(\mathbf{I}_q \otimes \mathbf{X}) \text{vec}(\mathbf{U})$$

Now  $\text{vec}(\mathbf{E}) \sim \mathcal{N}_{nq}(\mathbf{0}_n, \mathbf{\Sigma} \otimes \mathbf{I}_q)$ , so that  $(\mathbf{I}_q \otimes \mathbf{X}^T) \text{vec}(\mathbf{E})/\sqrt{n} \rightsquigarrow \mathbf{W} \equiv \mathcal{N}_{pq}(\mathbf{0}_{pq}, \mathbf{\Sigma} \otimes \mathbf{C})$  using properties of Kronecker products and Slutsky's theorem.

Let us look at  $V_3$  now. Denote by  $V_{3j}$  the  $j^{\text{th}}$  summand of  $V_3$ . Now there are two scenarios. Firstly, when  $\mathbf{b}_{0j} \neq \mathbf{0}_q$ , we have  $p'_F(r_j^*) \xrightarrow{P} p'_F(r_{0j})$ . Since  $\lambda_n/\sqrt{n} \rightarrow 0$ , this implies  $V_{3j} \xrightarrow{P} 0$  for any fixed  $\mathbf{u}_j$ . Secondly, when  $\mathbf{b}_{0j} = \mathbf{0}_q$ , we have

$$V_{3j} = \lambda_n n^{(s-1)/2} \cdot (\sqrt{n} r_j^*)^{-s} \cdot \frac{p'_F(r_j^*) \|\mathbf{u}_j\|_2}{(r_j^*)^{-s}}$$

We now have  $\mathbf{b}_j^* = O_p(1/\sqrt{n})$ , and also each term of the gradient vector is  $D^-((r_j^*)^{-s})$  by assumption. Thus  $V_{3j} = O_P(\lambda_n n^{(s-1)/2} \|\mathbf{u}_j\|_2)$ . By assumption,  $\lambda_n n^{(s-1)/2} \rightarrow \infty$  as  $n \rightarrow \infty$ , so  $V_{3j} \xrightarrow{P} \infty$  unless  $\mathbf{u}_j = \mathbf{0}_q$ , in which case  $V_{3j} = 0$ .

Accumulating all the terms and putting them into (10) we see that

$$T_n(\mathbf{U}) - T_n(\mathbf{0}_{p \times q}) \rightsquigarrow \begin{cases} \text{vec}^T(\mathbf{U}_1)[(\mathbf{I}_q \otimes \mathbf{C}_{11}) \text{vec}(\mathbf{U}_1) - 2\mathbf{W}_1] & \text{if } \mathbf{U}_0 = \mathbf{0}_{(p-p_1)q} \\ \infty & \text{otherwise} \end{cases} \quad (11)$$

where rows of  $\mathbf{U}$  are partitioned into  $\mathbf{U}_1$  and  $\mathbf{U}_0$  according to the zero and non-zero rows of  $\mathbf{B}_0$ , respectively, and the random variable  $\mathbf{W}$  is partitioned into  $\mathbf{W}_1$  and  $\mathbf{W}_0$  according to zero and non-zero *elements* of  $\text{vec}(\mathbf{B}_0)$ . Applying epiconvergence results of Geyer (1994) and Knight and Fu (2000) we now have

$$\text{vec}(\hat{\mathbf{U}}_{1n}) \rightsquigarrow (\mathbf{I}_q \otimes \mathbf{C}_{11}^{-1})\mathbf{W}_1 \quad (12)$$

$$\text{vec}(\hat{\mathbf{U}}_{0n}) \rightsquigarrow \mathbf{0}_{(p-p_1)q} \quad (13)$$

where  $\hat{\mathbf{U}}_n = (\hat{\mathbf{U}}_{1n}^T, \hat{\mathbf{U}}_{0n}^T)^T := \arg \min_{\mathbf{U}} T_n(\mathbf{U})$ .

The second part of the theorem, i.e. asymptotic normality of  $\sqrt{n}(\text{vec}(\hat{\mathbf{B}}_{1n}) - \text{vec}(\hat{\mathbf{B}}_{1n})) = \hat{\mathbf{U}}_{1n}$  follows directly from (12). It is now sufficient to show that  $P(\hat{\mathbf{b}}_j^{(1)} \neq \mathbf{0}_q | \mathbf{b}_{0j} = \mathbf{0}_q) \rightarrow 0$  to prove the oracle consistency part. For this notice that KKT conditions of the optimization problem for the one-step estimate indicate

$$2\mathbf{x}_j^T(\mathbf{Y} - \mathbf{X}\hat{\mathbf{B}}^{(1)}) = -\lambda_n p'_F(r_j^*) \frac{\mathbf{b}_j^{(1)}}{r_j^{(1)}} \Rightarrow \frac{2\mathbf{x}_j^T(\mathbf{Y} - \mathbf{X}\hat{\mathbf{B}}^{(1)})}{\sqrt{n}} = -\frac{\lambda_n p'_F(r_j^*)}{\sqrt{n}} \cdot \frac{\mathbf{b}_j^{(1)}}{r_j^{(1)}} \quad (14)$$

for any  $1 \leq j \leq p$  such that  $\hat{\mathbf{b}}_j^{(1)} \neq \mathbf{0}_q$ . Since  $p'_F(r_j^*) = D^-((r_j^*)^{-s}) = O_P(\|(\mathbf{b}_{0j} + 1/\sqrt{n}\|^{-s})$  and  $\lambda_n n^{(s-1)/2} \rightarrow \infty$ , the right hand side goes to  $-\infty$  in probability if  $\mathbf{b}_{0j} = \mathbf{0}_q$ . As for the left-hand side, it can be written as

$$\frac{2\mathbf{x}_j^T(\mathbf{Y} - \mathbf{X}\hat{\mathbf{B}}^{(1)})}{\sqrt{n}} = \frac{2\mathbf{x}_j^T \mathbf{X} \cdot \sqrt{n}(\mathbf{B}_0 - \hat{\mathbf{B}}^{(1)})}{n} + \frac{2\mathbf{x}_j^T \mathbf{E}}{\sqrt{n}} = \frac{2\mathbf{x}_j^T \mathbf{X} \hat{\mathbf{U}}_n}{n} + \frac{2\mathbf{x}_j^T \mathbf{E}}{\sqrt{n}}$$

Our previous derivations show that vectorized versions of  $\hat{\mathbf{U}}_n$  and  $\mathbf{E}$  have asymptotic and exact mul-



tivariate normal distributions, respectively. Hence

$$P \left[ \hat{\mathbf{b}}_j^{(1)} \neq \mathbf{0}_q | \mathbf{b}_{0j} = \mathbf{0}_q \right] \leq P \left[ 2\mathbf{x}_j^T (\mathbf{Y} - \mathbf{X}\hat{\mathbf{B}}^{(1)}) = -\lambda_n p'_F(r_j^*) \frac{\mathbf{b}_j^{(1)}}{r_j^{(1)}} \right] \rightarrow 0$$

□

*Proof of theorem 3.2.* See the proof of corollary 2 of Obozinski et al. (2011) in Appendix A therein. Our proof follows the same steps, only replacing  $\Sigma_{SS}$  with  $\Sigma \otimes \mathbf{C}_{11}$ .

□

*Proof of Lemma 4.1.* We broadly proceed in a similar fashion as the proof of Theorem 3 in Zou (2006). As a first step, we decompose the mean squared error:

$$\begin{aligned} E[\hat{\theta}(F, \lambda) - \theta]^2 &= E[\hat{\theta}(F, \lambda) - z]^2 + E(z - \theta)^2 + 2E[\hat{\theta}(F, \lambda)(z - \theta)] - 2E[z(z - \theta)] \\ &= E[\hat{\theta}(F, \lambda) - z]^2 + E \left[ \frac{d\hat{\theta}(F, \lambda)}{dz} \right] - 1 \end{aligned}$$

by applying Stein's lemma (Stein, 1981). We now use Theorem 1 of Antoniadis and Fan (2001) to approximate  $\hat{\theta}(F, \lambda)$  in terms of  $y$  only. By part 2 of the theorem,

$$\hat{\theta}(F, \lambda) = \begin{cases} 0 & \text{if } |z| \leq \lambda p_0(F) \\ z - \text{sign}(z) \cdot \lambda D_1^-(\hat{\theta}(F, \lambda), F) & \text{if } |z| > \lambda p_0(F) \end{cases} \quad (15)$$

Moreover, applying part 5 of the theorem,

$$\hat{\theta}(F, \lambda) = z - \text{sign}(z) \cdot \lambda D_1^-(z, F) + o(D_1^-(z, F)) \quad (16)$$

for  $|z| > \lambda p_0(F)$ . Thus we get

$$[\hat{\theta}(F, \lambda) - z]^2 = \begin{cases} z^2 & \text{if } |z| \leq \lambda p_0(F) \\ \lambda^2 D_1^-(z, F)^2 + k_1(|z|) & \text{if } |z| > \lambda p_0(F) \end{cases} \quad (17)$$

and

$$\frac{d\hat{\theta}(F, \lambda)}{dz} = \begin{cases} 0 & \text{if } |z| \leq \lambda p_0(F) \\ 1 + \lambda D_2^-(z, F) + k_1'(|z|) & \text{if } |z| > \lambda p_0(F) \end{cases} \quad (18)$$

where  $k_1(|z|) = o(|z|)$ , and  $D_2^-(z, F) = d^2 D^-(z, F)/dz^2$ . Thus

$$\begin{aligned} E[\hat{\theta}(F, \lambda) - \theta]^2 &= E[z^2 1_{|z| \leq \lambda p_0(F)}] + E[(\lambda^2 D_1^-(|z|, F)^2 + 2\lambda D_2^-(|z|, F) + 2 + \\ &\quad k_1(|z|) + k_1'(|z|)) 1_{|z| > \lambda p_0(F)}] - 1 \end{aligned} \quad (19)$$

Now

$$\begin{aligned} k_1(|z|) &= \lambda^2 [D_1^-(z, F)^2 - D_1^-(\hat{\theta}(F, \lambda), F)^2] \leq \lambda^2 c_1^2, \text{ and} \\ |k_1'(|z|)| &= \lambda \left| D_2^-(z, F) - \frac{dD_1^-(\hat{\theta}(F, \lambda), F)}{dz} \right| \leq 2\lambda c_2 \end{aligned}$$

Substituting these in (19) above we get

$$\begin{aligned} E[\hat{\theta}(F, \lambda) - \theta]^2 &\leq \lambda^2 p_0(F)^2 P[|z| \leq \lambda p_0(F)] + E[(\lambda^2 f^2(|z|) + 2\lambda D_2^-(z, F)) 1_{|z| > \lambda p_0(F)}] \\ &\quad + \lambda^2 c_1^2 + 2\lambda c_2 + 1 \\ &\leq 2\lambda^2 c_1^2 + 4\lambda c_2 + 1 \\ &\leq 4\lambda^2 c_1^2 + 8\lambda c_2 + 1 \end{aligned} \quad (20)$$

Adding and subtracting  $z^2 1_{|z| > \lambda p_0(F)}$  to the first and second summands of (19) above, we also have

$$\begin{aligned} E[\hat{\theta}(F, \lambda) - \theta]^2 &= E z^2 + E[(\lambda^2 D_1^-(z, F)^2 + 2\lambda D_2^-(z, F) + 2 - y^2 + \lambda^2 c_1^2 + 2\lambda c_2) 1_{|z| > \lambda p_0(F)}] - 1 \\ &\leq (2\lambda^2 c_1^2 + 4\lambda c_2) P[|z| > \lambda p_0(F)] + \theta^2 \end{aligned} \quad (21)$$

Following Zou (2006),  $P[|z| > \lambda p_0(F)] \leq 2q(\lambda p_0(F)) + 2\theta^2$ , with  $q(x) = \exp[-x^2/2]/(\sqrt{2\pi}x)$ . Thus

$$\begin{aligned} E[\hat{\theta}(F, \lambda) - \theta]^2 &\leq 2(2\lambda^2 c_1^2 + 4\lambda c_2)[q(\lambda p_0(F)) + \theta^2] + \theta^2 \\ &\leq (4\lambda^2 c_1^2 + 8\lambda c_2 + 1)[q(\lambda p_0(F)) + \theta^2] \end{aligned} \quad (22)$$

Combining this with (20) we get

$$E[\hat{\theta}(F, \lambda) - \theta]^2 \leq [4(\lambda c_1 + 1)^2 - 3][q(\lambda p_0(F)) + \min(\theta^2, 1)] \quad (23)$$

assuming without loss of generality that  $c_1 \geq c_2$ . Since  $R(\text{ideal}) = \min(\theta^2, 1)$  and  $q(x) \leq (\sqrt{2\pi}x)^{-1} < 1/x$ , we have the needed.  $\square$

## References

- H. Akaike. Statistical predictor identification. *Ann. Inst. Statist. Math.*, 22:203–217, 1970.
- A. Antoniadis and J. Fan. The Adaptive Lasso and Its Oracle Properties. *J. Amer. Statist. Assoc.*, 96:939–967, 2001.
- S. Bakin. *Adaptive regression and model selection in data mining problems*. PhD thesis, Australian National University, Canberra, 1999.
- P. Buhlmann and S. van de Geer. *Statistics for High-Dimensional Data. Methods, Theory and Applications*. Springer, 2011.
- A. Disch, A. Hemmerlin, T. J. Bach, and M. Rohmer. Mevalonate-derived isopentenyl diphosphate is the biosynthetic precursor of ubiquinone prenyl side chain in tobacco BY-2 cells. *J. Exp. Bot.*, 331:615–621, 1998.
- D. Donoho and I. Johnstone. Ideal Spatial Adaptation via Wavelet Shrinkages. *Biometrika*, 81:425–455, 1994.
- J. Fan and J. Chen. One-Step Local Quasi-Likelihood Estimation. *J. R. Statist. Soc. B*, 61:927–943, 1999.
- J. Fan and R. Li. Variable Selection via Nonconcave Penalized Likelihood and its Oracle Properties. *J. Amer. Statist. Assoc.*, 96:1348–1360, 2001.
- I. Frebort, M. Kowalska, T. Huska, J. Frebortova, and P. Galuszka. Evolution of cytokinin biosynthesis and degradation. *J. Exp. Bot.*, 62:2431–2452, 2011.
- C. Geyer. On the Asymptotics of Constrained M-Estimation. *Ann. Statist.*, 22:1993–2010, 1994.
- K. Knight and W. Fu. Asymptotics for Lasso-Type Estimators. *Ann. Statist.*, 28:1356–1378, 2000.
- Y. Li, B. Nan, and J. Zhu. Multivariate Sparse Group Lasso for the Multivariate Multiple Linear Regression with an Arbitrary Group Structure. *Biometrics*, 71:354–363, 2015.

- R.Y. Liu. On a notion of data depth based on random simplices. *Ann. Statist.*, 18:405–414, 1990.
- G. Obozinski, M. J. Wainwright, and M. I. Jordan. Support Union Recovery in High-dimensional Multivariate Regression. *Ann. Statist.*, 39:1–47, 2011.
- A. J. Rothman, E. Levina, and J. Zhu. Sparse Multivariate Regression With Covariance Estimation. *J. Comp. Graph. Stat.*, 19:947–962, 2010.
- N. Simon, J. Friedman, T. Hastie, and R. Tibshirani. A Sparse-Group Lasso. *J. Comp. Graph. Stat.*, 22:231–245, 2013.
- C. Stein. Estimation of the Mean of a Multivariate Normal Distribution. *Ann. Statist.*, 9:1135–1151, 1981.
- R. Tibshirani. Regression shrinkage and selection via the lasso. *J. R. Statist. Soc. B*, 58(267–288), 1996.
- L. Wang, Y. Kim, and R. Li. Calibrating Nonconvex Penalized Regression in Ultra-high Dimension. *Ann. Statist.*, 41:2505–2536, 2013.
- A. Wille et al. Sparse graphical Gaussian modeling of the isoprenoid gene network in *Arabidopsis thaliana*. *Genome Biol.*, 5:R92, 2004.
- Y. Yang and H. Zou. A fast unified algorithm for solving group-lasso penalize learning problems. *Statist. and Comput.*, 25:1129–1141, 2015.
- C. H. Zhang. Nearly Unbiased Variable Selection under Minimax Concave Penalty. *Ann. Statist.*, 38: 894–942, 2010.
- H. Zou. The Adaptive Lasso and Its Oracle Properties. *J. Amer. Statist. Assoc.*, 101:1418–1429, 2006.
- H. Zou and R. Li. One-step sparse estimates in nonconcave penalized likelihood models. *Ann. Statist.*, 36:1509–1533, 2008.
- Y. Zuo and R. Serfling. General notions of statistical depth functions. *Ann. Statist.*, 28-2:461–482, 2000.

## Figure and tables

$\rho$	GL-t	SGL	LARN
$p = 20, q = 20$			
0.9	0.90/0.99	0.95/0.99	0.97/0.97
0.7	0.91/0.99	0.96/0.99	0.96/0.97
0.5	0.93/0.99	0.96/0.99	0.98/0.98
0.0	0.92/0.99	0.96/0.99	0.96/0.97
$p = 20, q = 60$			
0.9	0.71/0.99	0.67/0.99	0.94/0.97
0.7	0.73/0.99	0.66/0.99	0.94/0.98
0.5	0.74/0.99	0.69/0.99	0.94/0.98
0.0	0.73/0.99	0.74/0.99	0.92/0.98
$p = 60, q = 60$			
0.9	0.59/0.99	0.71/0.99	0.91/0.98
0.7	0.62/0.99	0.73/0.99	0.92/0.98
0.5	0.65/0.99	0.73/0.99	0.91/0.98
0.0	0.62/0.99	0.73/0.99	0.92/0.98

Table 1: Average true positive and true negative (TP/TN) rates for 3 methods, for  $n = 50$  and AR1 covariance structure

Coeff	Gene	Pathway
0.18	DPPS2	Phytosterol biosynthesis
0.14	DPPS2	Carotenoid biosynthesis
0.14	DPPS2	Flavonoid metabolism
0.11	DPPS2	Calvin cycle
0.11	PPDS2mt	Phytosterol biosynthesis
0.10	GGPPS3	Cytokinin biosynthesis
0.10	PPDS1	Phytosterol biosynthesis
0.09	DPPS3	Flavonoid metabolism
0.09	DPPS3	Ubiquinone biosynthesis
0.09	GGPPS9	Ubiquinone biosynthesis

Table 2: Top 10 gene-pathway connections in *A. thaliana* data found by LARN

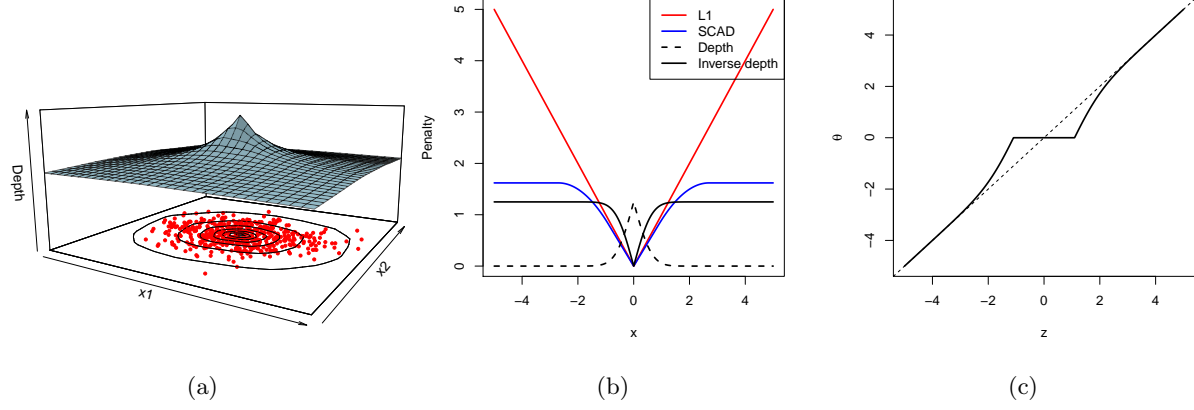


Figure 1: (a) Surface and contours of a data depth function for bivariate normal distribution; (b) Comparison of L1 and SCAD penalty functions with depth at a scalar point: inverting the depth function helps obtain the nonconvex shape of the penalty function in the inverse depth; (c) Univariate thresholding rule for the LARN estimate (see section 4)

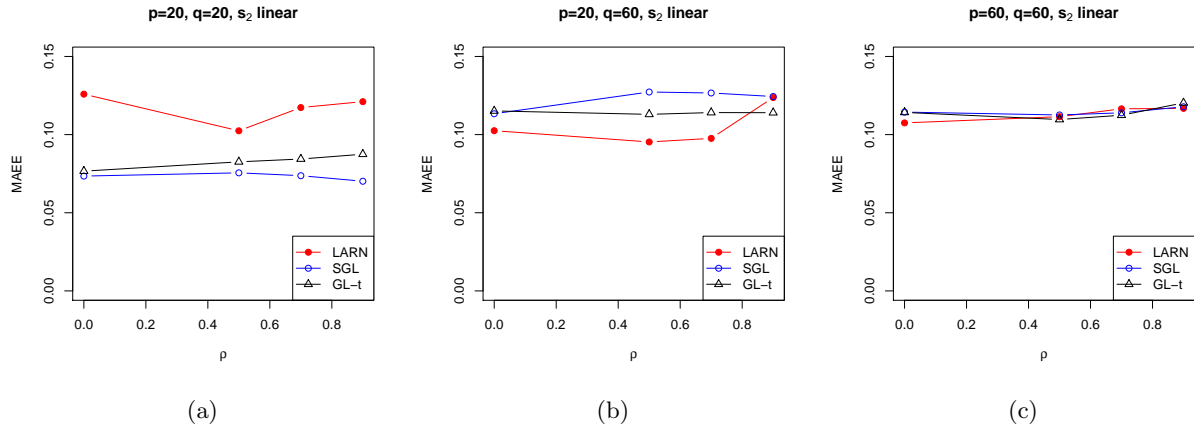


Figure 2: Mean absolute Estimation Errors for all three methods in different  $(p, q)$  settings

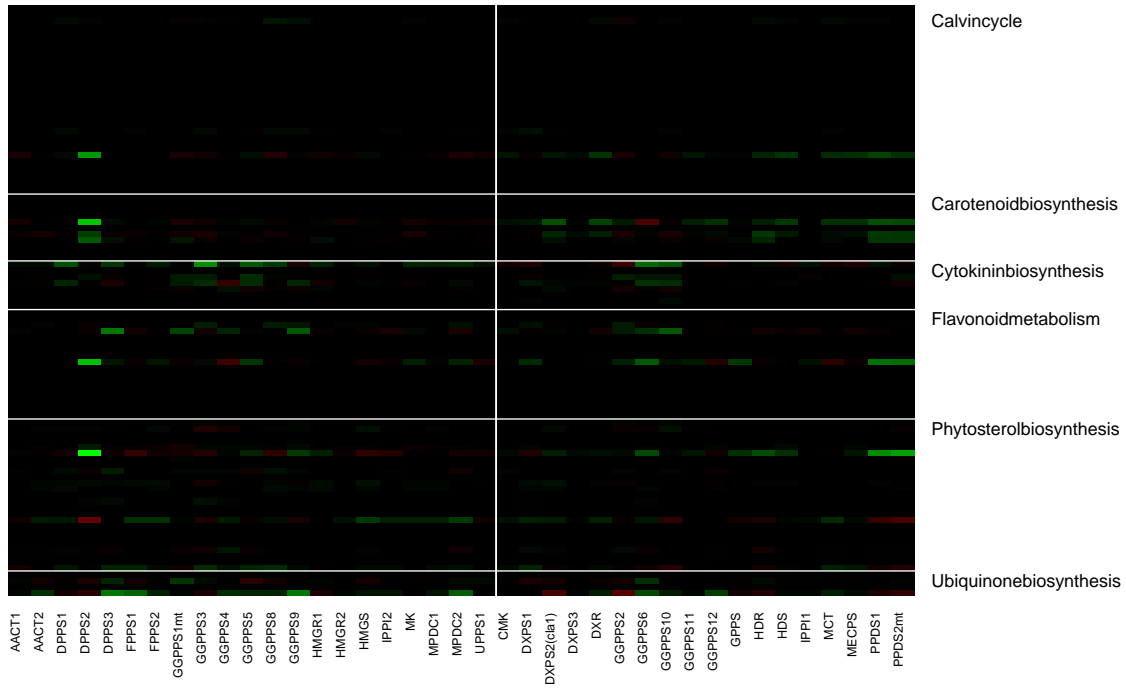


Figure 3: Estimated effects of different pathway genes on the activity of genes in Mevalonate and Non-mevalonate pathways (left and right of vertical line) in *A. thaliana*