

# The metal enrichment of passive galaxies in cosmological simulations of galaxy formation

Takashi Okamoto<sup>1\*</sup>, Masahiro Nagashima<sup>2</sup>, Cedric G. Lacey<sup>3</sup>, and Carlos S. Frenk<sup>3</sup>

<sup>1</sup>*Department of Cosmosciences, Graduates School of Science, Hokkaido University, N10 W8, Kitaku, Sapporo, Hokkaido 060-0810, Japan*

<sup>2</sup>*Faculty of Education, Bunkyo University, Koshigaya, Saitama 343-8511, Japan*

<sup>3</sup>*Institute for Computational Cosmology, Department of Physics, Durham University, South Road, Durham, DH1 3LE*

Accepted . Received ; in original form

## ABSTRACT

Massive early-type galaxies have higher metallicities and higher ratios of  $\alpha$  elements to iron than their less massive counterparts. Reproducing these correlations has long been a problem for hierarchical galaxy formation theory, both in semi-analytic models and cosmological hydrodynamic simulations. We show that a simulation in which gas cooling in massive dark haloes is quenched by radio-mode active galactic nuclei (AGNs) feedback naturally reproduces the observed trend between  $\alpha/\text{Fe}$  and the velocity dispersion of galaxies,  $\sigma$ . The quenching occurs earlier for more massive galaxies. Consequently, these galaxies complete their star formation before  $\alpha/\text{Fe}$  is diluted by the contribution from type Ia supernovae. For galaxies more massive than  $\sim 10^{11} M_{\odot}$  whose  $\alpha/\text{Fe}$  correlates positively with stellar mass, we find an inversely correlated mass-metallicity relation. This is a common problem in simulations in which star formation in massive galaxies is quenched either by quasar- or radio-mode AGN feedback. The early suppression of gas cooling in progenitors of massive galaxies prevents them from recapturing enriched gas ejected as winds. Simultaneously reproducing the  $[\alpha/\text{Fe}]$ - $\sigma$  relation and the mass-metallicity relation is, thus, difficult in the current framework of galaxy formation.

**Key words:** methods: numerical – galaxies: formation – galaxies: evolution.

## 1 INTRODUCTION

The metal abundance of early-type galaxies provides strong constraints on the theory of their formation. Observational estimates indicate an increase of the overall metal abundance with galaxy luminosity and velocity dispersion (e.g. Faber 1973; Bender et al. 1993), and also an increase in the average ratio of  $\alpha$  elements to iron abundance with luminosity and velocity dispersion (e.g. O’Connell 1976; Worthey et al. 1992; Jørgensen 1999; Thomas et al. 2010; Johansson et al. 2012; Conroy et al. 2013).

Theoretical modelling of chemical abundances in elliptical galaxies has been intensively investigated using the so-called monolithic collapse model, in which all of the stars are born in a single burst of short duration, which is usually assumed to be terminated by the ejection of the remaining gas by galactic winds (e.g. Larson 1975; Arimoto & Yoshii 1987). Studies based on the monolithic collapse model have shown that it is possible to explain the trends of both increasing total metallicity and increasing  $\alpha/\text{Fe}$  with galaxy mass (e.g. Matteucci 1994; Thomas et al. 1999) if the star

formation timescale of the initial burst is chosen to have a suitable dependence on galaxy mass.

Models and simulations based on the cold dark matter (CDM) cosmology have naturally reproduced the observed slope of the relation between stellar metallicity and velocity dispersion (or stellar mass) by including strong feedback even in massive galaxies (Kauffmann & Charlot 1998; Nagashima et al. 2005b; Davé et al. 2011; Vogelsberger et al. 2014b). On the other hand, the increase of  $\alpha/\text{Fe}$  with velocity dispersion has been a challenge for hierarchical galaxy formation models.

Metal enrichment of elliptical galaxies in the context of hierarchical galaxy formation has been intensively studied by utilising so-called semi-analytic models. Thomas (1999) studied the chemical enrichment of elliptical galaxies by considering a closed box model for each galaxy using pre-calculated star formation histories obtained by a semi-analytic model. He claimed that an  $\alpha/\text{Fe}$  overabundant population cannot be obtained unless the initial mass function (IMF) is significantly flattened with respect to the Salpeter IMF (Salpeter 1955) during starbursts. Nagashima et al. (2005b) investigated the chemical enrichment of ellipticals by using a semi-analytic model in which they solved chem-

\* E-mail: okamoto@astro1.sci.hokudai.ac.jp

ical evolution due to both type Ia and II supernovae (SNe) self-consistently with galaxy merger trees. Although they reproduced the observed  $\alpha$  element abundance in ellipticals by assuming a top-heavy IMF in starbursts, their models predict a decreasing  $\alpha/\text{Fe}$  ratio with velocity dispersion,  $\sigma$ .

The role of feedback from active galactic nuclei (AGNs) in chemical enrichment of elliptical galaxies has also been investigated with semi-analytic models. Two distinct modes have been considered for AGN feedback: quasar and radio modes. The former assumes that feedback energy and momentum are proportional to mass accretion rate onto a black hole. Feedback is thus strongest during a rapid growing phase of a black hole (Di Matteo et al. 2005). The latter has been introduced to prevent excessive growth of central galaxies in massive haloes from cooling flows. Many semi-analytic models assume that the radio mode is triggered by hot gas accretion (e.g. Croton et al. 2006; Bower et al. 2006); this feedback is hence most efficient in massive haloes where the cooling time is longer than the dynamical time. In numerical simulations, these two modes are usually distinguished by the specific accretion rate onto a black hole. When the accretion rate is small, typically less than 1% of the Eddington rate, feedback operates on the radio mode and directly heats the hot halo gas (Sijacki et al. 2007; Okamoto et al. 2008). Quasar mode feedback, on the other hand, operates when the specific accretion rate is high and it heats the interstellar medium around the black hole.

De Lucia et al. (2006) demonstrated that, if radio-mode AGN feedback introduced by Croton et al. (2006) is included, massive galaxies have higher metal abundances, older luminosity-weighted ages, and shorter star formation time-scales. De Lucia & Borgani (2012), however, pointed out that semi-analytic models with radio-mode AGN feedback predict decreasing stellar metallicity with increasing stellar mass for massive galaxies, while they can explain old stellar ages of massive galaxies. De Lucia et al. (2006) and De Lucia & Borgani (2012) appear to reach the opposite conclusions about the effect of AGN feedback on the metallicities in massive galaxies. The more effective feedback in massive galaxies employed by the models in De Lucia & Borgani (2012) than in De Lucia et al. (2006) presumably causes this discrepancy. Pipino et al. (2009) investigated the  $[\alpha/\text{Fe}]-\sigma$  relation in ellipticals by including chemical enrichment both by SNe II and Ia in their semi-analytic model. They also considered chemical enrichment by low- and intermediate-mass stars and delay time distribution (DTD) of SNe Ia. Although they found a better but still marginal agreement with the observed  $[\alpha/\text{Fe}]-\text{stellar mass}$  relation by taking radio-mode AGN feedback into account, doing this erases a positive correlation between stellar metallicity and velocity dispersion.

Calura & Menci (2009) implemented chemical enrichment model on top of star formation histories obtained from a semi-analytic model as done in Thomas (1999). They summed star formation histories over all progenitors of a galaxy in question to compute chemical evolution. They assumed that the IMF becomes top-heavy in systems with star formation rates (SFRs) greater than  $100 M_{\odot} \text{ yr}^{-1}$ . This assumption, together with quasar-mode AGN feedback and interaction-triggered starbursts, yields a better agreement with the  $[\alpha/\text{Fe}]-\sigma$  and mass-metallicity relations than the case where the Salpeter IMF is assumed for all star formation activities.

Calura & Menci (2011) employed the same model as Calura & Menci (2009), but computed chemical evolution using individual star formation histories of all progenitors of a galaxy considered. They claimed that inclusion of quasar-mode AGN feedback that quenches late star formation in large haloes and starbursts triggered by galaxy harassment that boosts star formation activity at high redshift are crucial and the variable IMF used in Calura & Menci (2009) is not necessary to explain the observed  $[\alpha/\text{Fe}]-\sigma$  relation, although they did not show the mass-metallicity relation predicted by their model.

Arrigoni et al. (2010) also investigated the  $[\alpha/\text{Fe}]-\text{mass}$  and mass-metallicity relations by using a semi-analytic model that includes both quasar- and radio-modes AGN feedback and a detailed chemical evolution model in which they relax the instantaneous recycling approximation. They claimed that a combination of a shallower slope for the IMF and a low SN Ia rate (i.e. a low binary fraction) is required to obtain a good agreement with observations. Yates et al. (2013) implemented three different SN Ia DTDs in their semi-analytic model. They found that a combination of a power-law DTD and metal-rich winds that drive light  $\alpha$  elements directly out of galaxies gives the best agreement with a wide range of observational data including the  $[\alpha/\text{Fe}]-\text{mass}$  and mass-metallicity relations. On the other hand, Gargiulo et al. (2015) employed a variable IMF whose slope becomes shallower (more top-heavy) for a higher SFR of a galaxy. They tuned their model to reproduce the observed  $[\alpha/\text{Fe}]-\text{galaxy mass}$  relation and they claimed that the SFR dependent IMF is key to reproducing the  $[\alpha/\text{Fe}]-\text{galaxy mass}$  relation and a short star formation time-scale due to radio-mode AGN feedback alone cannot explain the slope of the relation.

The numerous semi-analytic studies have shown that it is difficult to simultaneously reproduce the observed  $[\alpha/\text{Fe}]-\sigma$  and mass-metallicity relations. Different authors propose different solutions, most of which involve some form of AGN feedback, variable IMFs, or a combination of these two.

This problem has not been extensively studied by using cosmological hydrodynamic simulations, which, in principle, have advantages in dealing with chemical enrichment over semi-analytic models, that is, (i) chemical enrichment is solved locally in hydrodynamic simulations rather than galaxy-wide and (ii) the instantaneous recycling approximation is easily relaxed by using star particles, each of which represents a simple stellar population, and by solving timed release of mass, metals, and energy from each star particle (e.g. Okamoto et al. 2005).

Some cosmological hydrodynamic simulations also found a decreasing  $\alpha/\text{Fe}$  ratio with velocity dispersion (Romeo Velonà et al. 2013; Taylor & Kobayashi 2015). Taylor & Kobayashi (2015) further showed that quasar-mode AGN feedback can increase  $\alpha/\text{Fe}$  in massive galaxies without changing the IMF. Segers et al. (2016b) also showed that  $[\alpha/\text{Fe}]$  increases with stellar mass for massive galaxies whose stellar masses are more massive than  $10^{10.5} M_{\odot}$  when AGN feedback is included, while it is roughly constant without AGN feedback.

Recent advances in computer simulations have enabled us to form reasonably realistic galaxy populations in a representative cosmological volume (e.g. Okamoto et al. 2014; Vogelsberger et al. 2014b; Schaye et al. 2015). In this paper

we investigate the chemical abundances of passive galaxies formed in cosmological hydrodynamic simulations with the physics described by Okamoto et al. (2014, hereafter OSY14), which reproduces key observed properties of galaxy populations, such as the galaxy stellar mass function, star formation rates, and gas phase metallicities of star-forming galaxies, for  $z \leq 4$ . We discuss the role of each physical process in determining the chemical properties of the passive galaxies and reveal successes and limitations of our galaxy formation model.

This paper is organised as follows. In Section 2, we briefly describe our simulations. We present our results in Section 3. The results are summarised and discussed in Section 4.

## 2 SIMULATIONS AND SAMPLE OF GALAXIES

We study the galaxies formed in cosmological hydrodynamic simulations in the  $\Lambda$ -dominated CDM ( $\Lambda$ CDM) cosmology with the following parameters (Planck Collaboration 2014):  $\Omega_0 = 0.318$ ,  $\Omega_\Lambda = 0.682$ ,  $\Omega_b = 0.049$ ,  $\sigma_8 = 0.835$ ,  $n_s = 0.962$ , and dimensionless Hubble parameter,  $h = 0.67$ . We use a cosmological periodic box of side length  $80 h^{-1}$  Mpc for the reference simulation. The simulation code is based on an early version of Tree-PM smoothed particle hydrodynamics (SPH) code GADGET-3. We employ  $512^3$  dark matter particles and the same number of SPH particles. Each gas particle initially has a mass of  $m_{\text{SPH}}^{\text{orig}} = 5.2 \times 10^7 h^{-1} M_\odot$ . The gravitational softening length is set to  $2.1 h^{-1}$  kpc in physical units both for gas and star particles after  $z = 3$ .

The baryonic processes and the numerical resolution are exactly the same as in OSY14. We briefly describe the implementation of the feedback and chemical enrichment processes. Star formation takes place in the dense cold gas, and the star formation timescale is assumed to be proportional to the local dynamical time as

$$\dot{\rho}_* = c_* \frac{\rho_{\text{gas}}}{t_{\text{dyn}}}, \quad (1)$$

where  $c_*$  and  $t_{\text{dyn}}$  are, respectively, the dimensionless star formation efficiency parameter and the local dynamical time. We employ  $c_* = 0.01$  in our simulations. If the mass of an SPH particle,  $m_{\text{SPH}}$ , is more massive<sup>1</sup> than  $1.5m_*$ , where  $m_* = 0.5m_{\text{SPH}}^{\text{orig}}$ , we compute the probability  $\mathcal{P}_{\text{spawn}}$  for an SPH particle with which it spawns a new star particle of mass,  $m_*$ , during a timestep,  $\Delta t$ , as

$$\mathcal{P}_{\text{spawn}} = \frac{m_{\text{SPH}}}{m_*} \left[ 1 - \exp\left(-\frac{c_* \Delta t}{t_{\text{dyn}}}\right) \right]. \quad (2)$$

When  $m_{\text{SPH}}$  is smaller than  $1.5m_*$ , we compute the probability,  $\mathcal{P}_{\text{conv}}$ , with which the SPH particle is converted into a star particle of mass,  $m_{\text{SPH}}$ , during  $\Delta t$  as

$$\mathcal{P}_{\text{conv}} = 1 - \exp\left(-\frac{c_* \Delta t}{t_{\text{dyn}}}\right), \quad (3)$$

in order to avoid the SPH particle mass becomes too small.

<sup>1</sup> In our simulations, the mass of an SPH particle can change by star formation and feedback.

A newly born star particle inherits smoothed (SPH-kernel averaged) chemical abundances of its parent gas particle as in Okamoto et al. (2005, 2010). Each star particle represents a simple stellar population (SSP) and its evolution is modelled as in Okamoto (2013). We employ the Chabrier IMF (Chabrier 2003) and use metallicity-dependent stellar lifetimes and chemical yields (Portinari et al. 1998; Marigo 2001). We calculate type II and Ia SN rates based on Portinari et al. (1998) (see also Nagashima et al. 2005a). We track 9 elements (H, He, C, N, O, Ne, Mg, Si, and Fe) and we take S and Ca to proportional to Si (Wiersma et al. 2009). To normalise chemical abundances of simulated galaxies by the solar values, we employ solar abundances compiled by Asplund et al. (2009), and thus  $Z_\odot = 0.0142$ . On the other hand, we do not make any corrections to published  $[\alpha/\text{Fe}]$  or metallicity values<sup>2</sup>, since we assume that observations measure relative abundances; applying the solar abundances by Asplund et al. (2009) for the observational estimates, however, does not affect our conclusions at all.

Stellar feedback is modelled as winds. Massive stars emit a large amount of ultraviolet photons in their early phases and then die as SNe II. We follow the luminosity evolution of each star particle and calculate how much photon energy and momentum are given to surrounding gas particles during a given timestep. The feedback due to radiation pressure is modelled as ‘‘momentum-driven winds’’ (Oppenheimer & Davé 2006), and we assume that the initial wind speed is scaled with the local dark matter velocity dispersion,  $\sigma_{\text{DM}}$ . The wind mass loading is, hence, proportional to  $\sigma_{\text{DM}}^{-1}$  for a given momentum input. We also calculate, for each star particle, the number of stars that die as SNe II during a timestep. The energy released by SNe II is distributed to gas particles around the star particles. Feedback by SNe II is treated as ‘‘energy-driven winds’’ (Okamoto et al. 2010). Again, the initial wind speed is scaled with  $\sigma_{\text{DM}}$  and therefore the wind mass loading is proportional to  $\sigma_{\text{DM}}^{-2}$ . For gas particles that receive radiation pressure or SN energy, we attach probabilities with which they are added to winds. We then stochastically select wind particles and increase their velocities.

It is now widely accepted that stellar feedback alone cannot explain the bright-end of the galaxy luminosity function and hence feedback processes that operate preferentially in massive galaxies are required (e.g. Benson et al. 2003). We introduce a simple, phenomenological analogue of the *radio-mode* AGN feedback (e.g. Croton et al. 2006; Bower et al. 2006; Okamoto et al. 2008). We simply assume that radiative cooling is suppressed for gas particles around which one-dimensional dark matter velocity dispersion is larger than  $\sigma_{\text{th}}(z)$ , where  $z$  is redshift. We parameterise the functional form of  $\sigma_{\text{th}}$  as  $\sigma_{\text{th}}(z) = \sigma_0(1+z)^\alpha$ . In order to reduce the cooling rate in massive haloes, as the radio-mode feedback does, we modify the cooling function,  $\Lambda(T, Z)$ , as

$$\Lambda(T, Z, \sigma) = \begin{cases} \Lambda(T, Z) & (\sigma < \sigma_{\text{th}}) \\ \Lambda(T, Z) \exp\left(-\frac{\sigma - \sigma_{\text{th}}}{\beta \sigma_{\text{th}}}\right) & (\text{otherwise}), \end{cases} \quad (4)$$

where  $T$  and  $Z$  are respectively the gas temperature and the gas metallicity, and the parameter  $\beta$  specifies how steeply the

<sup>2</sup> Observational estimates presented in this paper all assume the old canonical solar metallicity,  $Z_\odot = 0.02$

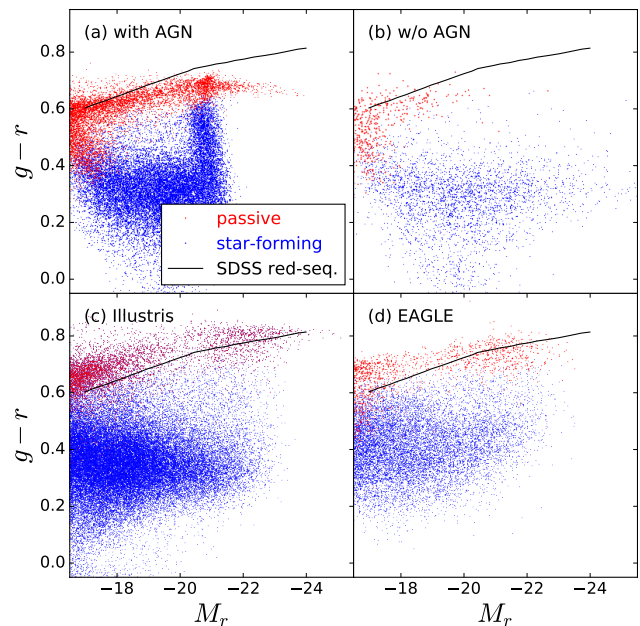
cooling is suppressed above  $\sigma_{\text{th}}$ . We adopt  $\sigma_0 = 50 \text{ km s}^{-1}$ ,  $\alpha = 0.75$ , and  $\beta = 0.3$  in our reference simulation. This suppression of gas cooling is quite effective at low redshift. The cooling rate is halved in a halo with  $\sigma \approx 60 \text{ km s}^{-1}$  at  $z = 0$  from the original cooling rate. We note that comparable results to this set of parameters can be obtained when we assume  $\Lambda(T, Z, \sigma) = \Lambda(T, Z)$  for  $\sigma < \sigma_{\text{th}}$  and  $\Lambda(T, Z, \sigma) = 0$  for  $\sigma > \sigma_{\text{th}}$  with  $\sigma_0 = 100 \text{ km s}^{-1}$  and  $\alpha = 0.75$  (OSY14). The cooling is thus suppressed even in modest groups at  $z = 0$ ; the effect becomes almost negligible at high redshift ( $z \gtrsim 2$ ) owing to the redshift dependence in  $\sigma_{\text{th}}(z)$ . We refer to this suppression of the cooling in massive haloes as ‘‘AGN feedback’’ in this paper. We also show the results for a simulation without AGN feedback, which is the simulation labelled ‘‘SN+RP’’ in OSY14, for highlighting the effect of this process. The size of the simulation box,  $(40 h^{-1} \text{ Mpc})^3$ , is smaller than that of the reference simulation.

To identify virialized dark matter haloes, we run the friends-of-friends (FoF) group finder (Davis et al. 1985) with a linking length of 0.2 in units of the mean dark matter particle separation. Baryonic particles near dark matter particles that compose an FoF group are also regarded as members of the halo. We then use the `SUBFIND` algorithm (Springel et al. 2001) to identify gravitationally bound sub-groups of particles within each FoF halo. We regard a sub-group that consists of at least 32 particles and contains at least 10 star particles as a ‘‘galaxy’’. We then define radius of a galaxy in order to exclude diffusely distributing stellar components as done in Vogelsberger et al. (2013). We first calculate the stellar half-mass radius,  $r_{\text{h}}$ , for each galaxy and define galaxy radius as  $2r_{\text{h}}$ . This definition of galaxy radius has almost no effect on the properties of low mass galaxies, but it excludes some of the intracluster light for massive galaxies. Vogelsberger et al. (2013) show that this definition gives very similar results to more elaborate methods of excluding intracluster light.

We remove galaxies that do not contain more than 10 star particles within their  $r$ -band half-light radii from our sample. We compute chemical abundances of a galaxies as luminosity- or mass-weighted average of chemical abundances of the star particles within a specified radius (e.g. half-light radius and galaxy radius). We calculate the three-dimensional velocity dispersion of the star particles within the  $r$ -band half-light radius and then convert it into the one-dimensional velocity dispersion by multiplying a factor,  $1/\sqrt{3}$ . We have confirmed that we obtain quantitatively similar results when we use projected half-light radius and line-of-sight velocity dispersion.

In addition, we analyse public data of the Illustris simulation (Illustris-1) (Nelson et al. 2015) and the EAGLE simulation (RefL0100N1504) (McAlpine et al. 2016) for comparison. We show the results whenever corresponding data are available. The details of the Illustris simulation are found in a series of papers (Vogelsberger et al. 2014a,b). Radius, chemical abundances, and velocity dispersion of Illustris galaxies are defined in the same way as in OSY14.

The EAGLE simulation is fully described in Schaye et al. (2015) and Crain et al. (2015). In the EAGLE simulation, galaxies are identified by using the FoF and `SUBFIND` algorithms as in OSY14 and Illustris. Stars gravitationally bound to a sub-group and within a spherical 30 kpc aperture are used to define stellar mass, luminosity, and velocity



**Figure 1.** Colour-magnitude diagrams for the simulated galaxies. We plot  $g - r$  colours for (a) the reference simulation, (b) the simulation without AGN feedback, (c) the Illustris simulation, and (d) the EAGLE simulation. We indicate passive galaxies and star-forming galaxies by red and blue dots, respectively. We also show the colour-magnitude relation for SDSS red sequence measured by Skelton et al. (2009) by solid lines.

dispersion of the galaxy (Schaye et al. 2015). The chemical abundances of individual elements of a galaxy in the public database are, however, calculated as the mass-weighted average of chemical abundances of stars bound to a sub-halo. We will use these mass-weighted chemical abundances to compute abundance ratios of EAGLE galaxies.

There are some important differences between the reference, Illustris, and EAGLE simulations. While stellar feedback in the reference and Illustris simulations are implemented as winds, feedback energy is deposited locally as thermal energy in the EAGLE simulation. For AGN feedback, the reference simulation only has the radio-mode feedback. AGN feedback in the Illustris simulation has two modes: quasar and radio modes, while the EAGLE simulation only has the quasar-mode feedback.

## 2.1 Identification of passive galaxies

Morphological classification of simulated galaxies is difficult and could be affected by the limited numerical resolution. We hence focus on the chemical abundances of passive galaxies. We select galaxies whose specific star formation rates are smaller than  $10^{-11} \text{ yr}^{-1}$  as the passive galaxies. In Fig. 1, we show the colour-magnitude diagram of simulated galaxies in the reference simulation, the simulation without AGN feedback, the Illustris simulation, and the EAGLE simulation. For these plots, we use all the star particles belonging to a galaxy to compute luminosities and colours of the simulated galaxy and compare them with the colour-magnitude

relation for SDSS red sequence measured by Skelton et al. (2009).

There is clearly a red sequence and a blue cloud in the reference, Illustris, and EAGLE simulations, while there are only a few red bright galaxies in the simulation without AGN feedback. In the reference simulation, there is a bridge between the red sequence and the blue cloud at  $M_r \approx -21$ , where star-forming galaxies are being quenched by radio-mode feedback. We would be able to erase this feature by introducing quasar mode feedback that more quickly terminates star formation as in the Illustris and EAGLE simulations.

The colours of the passive galaxies in the reference simulation are somewhat bluer than the SDSS red sequence. We find that metallicities of passive galaxies would need to be doubled in order to agree with observations. The chemical yields assumed here, however, can explain the chemical abundances of the Local Group satellites (Okamoto et al. 2010) and Milky Way-mass galaxies (Nagashima & Okamoto 2006). Passive galaxies in the Illustris simulation are slightly redder than the SDSS red sequence, reflecting higher metallicities than those in the reference simulation as we will show later. The EAGLE simulation reproduce the red sequence reasonably well, although the faint-end slope is slightly shallower than the data (see also Trayford et al. (2015) for EAGLE galaxies). Galaxies with specific star formation rates smaller than  $10^{-11} \text{ yr}^{-1}$  lie on the red sequence in all simulations and this simple criterion successfully selects passive galaxies.

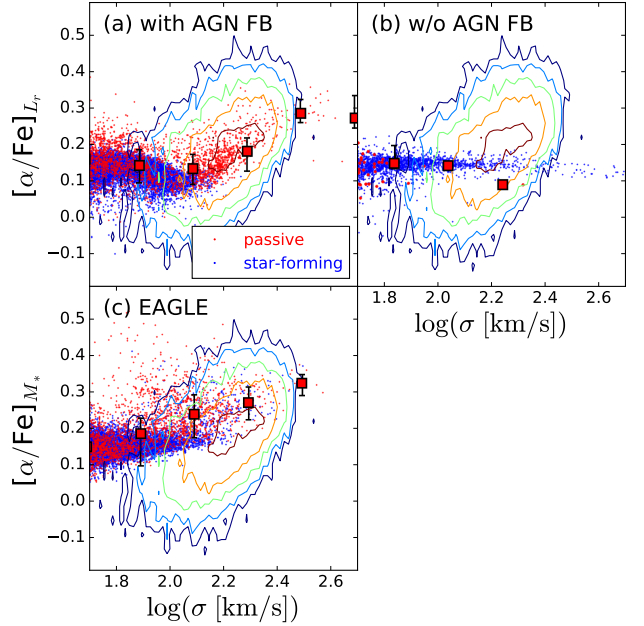
### 3 RESULTS

#### 3.1 The $\alpha$ -to-Fe ratios of simulated galaxies

In Fig. 2, we plot the  $[\alpha/\text{Fe}]-\sigma$  relations for galaxies in the reference simulation, the simulation without AGN feedback, and the EAGLE simulation. We do not show Illustris galaxies because the public data of the Illustris simulation do not include abundances of  $\alpha$  elements. We also show the observational estimates by Thomas et al. (2010) for the MOSES sample (Schawinski et al. 2009; Thomas et al. 2010). We only use passive galaxies in MOSES to compare with the passive galaxies in the simulations. For the simulations by OSY14, we show luminosity weighted  $[\alpha/\text{Fe}]$ , while, for the EAGLE simulation, we show mass-weighted  $[\alpha/\text{Fe}]$ .

From convergence studies in OSY14, we find that ages and metallicities of the simulated galaxies in the reference simulation and that without AGN feedback are reliable down to  $M_* \sim 10^{9.5} M_\odot$ ; this stellar mass corresponds to the velocity dispersion,  $\sigma \sim 10^{1.6} \text{ km s}^{-1}$ . We hence expect that the  $[\alpha/\text{Fe}]$  relations shown in Fig. 2 are not affected by the numerical resolution. We have also confirmed that a result obtained by a simulation with higher resolution (but with a smaller box size) agrees with that in Fig. 2.

The reference simulation reproduces the observational trend for high  $\sigma$  galaxies well;  $[\alpha/\text{Fe}]$  of the passive galaxies increases with the velocity dispersion for  $\sigma \gtrsim 100 \text{ km s}^{-1}$ . Below  $\sigma \sim 100 \text{ km s}^{-1}$ ,  $[\alpha/\text{Fe}]$  becomes nearly constant, while the observational trend continues at least down to  $\sigma \sim 10^{1.7} \text{ km s}^{-1}$  (e.g. Spolaor et al. 2010; Johansson et al. 2012). The star forming galaxies, in the reference simulation,



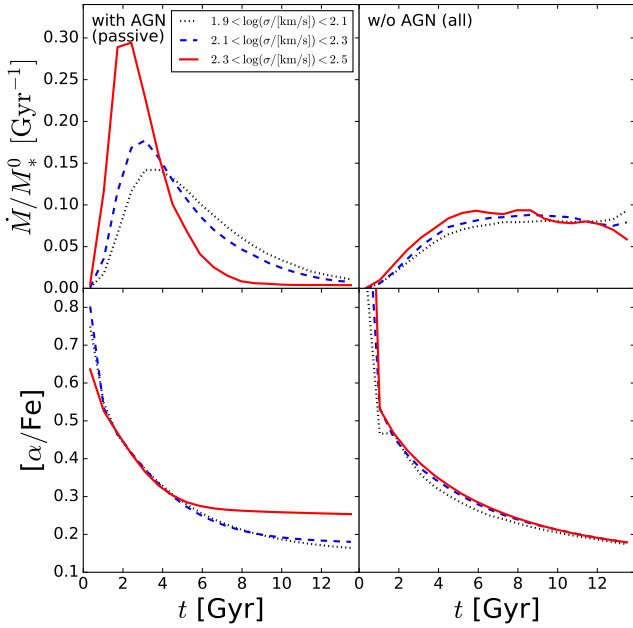
**Figure 2.** Luminosity-weighted  $[\alpha/\text{Fe}]$  versus velocity dispersion of galaxies in (a) the reference simulation and (b) the simulation without AGN feedback. We also show the mass-weighted  $[\alpha/\text{Fe}]$  of Eagle galaxies in panel (c). Passive and star-forming galaxies are, respectively, indicated by the red and blue dots. The median  $[\alpha/\text{Fe}]$  in a velocity bin and 16th to 84th percentile distribution for the passive galaxies are indicated by a red square with an error bar. Observational estimates for SDSS passive early-type galaxies (Thomas et al. 2010) are shown by the contours.

exist below  $\sigma \sim 10^{2.1} \text{ km s}^{-1}$  and have slightly lower  $[\alpha/\text{Fe}]$  than the passive galaxies. In the simulation without AGN feedback,  $[\alpha/\text{Fe}]$  does not depend on the velocity dispersion, and the value is consistent with that for  $\sigma \lesssim 100 \text{ km s}^{-1}$  in the reference simulation. Segers et al. (2016b) showed similar results with the EAGLE simulation, that is,  $[\alpha/\text{Fe}]$  increases with stellar mass for galaxies with stellar masses of  $M_* > 10^{10.5} M_\odot$  when AGN feedback is included, while it is roughly constant without AGN feedback.

As expected from the results by Segers et al. (2016b), the EAGLE simulation also shows an increasing  $[\alpha/\text{Fe}]$  for passive galaxies with velocity dispersion, while the relation extends to lower velocity dispersion and its slope is somewhat shallower than in the reference simulation. It is interesting that almost all simulated galaxies (both passive and star-forming) have  $[\alpha/\text{Fe}] > 0$ . This is partly because low mass simulated galaxies are too old compared with their observed counterparts (OSY14). Top-light IMFs for low mass galaxies and/or a delayed distribution of SNe Ia with an increased normalisation compared with the DTD currently assumed would also decrease  $[\alpha/\text{Fe}]$  of low mass galaxies without changing  $[\alpha/\text{Fe}]$  of massive galaxies.

To understand the origin of the  $[\alpha/\text{Fe}]-\sigma$  relation for  $\sigma \gtrsim 100 \text{ km s}^{-1}$  in the reference simulation, we investigate the star formation histories and the evolution of the stellar  $[\alpha/\text{Fe}]$  for galaxies having different velocity dispersion at  $z = 0$ . We show the normalised formation histories and the time evolution of  $[\alpha/\text{Fe}]$  of stars within the half right radii at  $z = 0$ , dividing galaxies into three velocity bins in





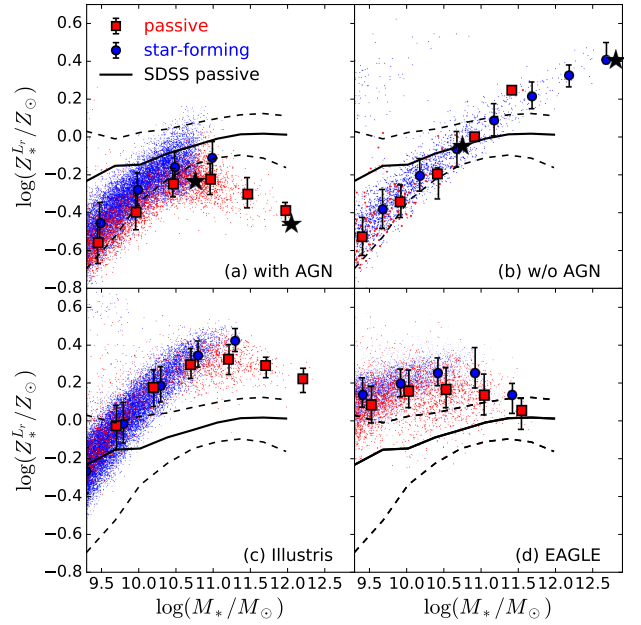
**Figure 3.** *Upper panels:* Mean specific star formation rates (normalised by the stellar mass at  $z = 0$ ) as a function of cosmic time in three velocity bins at  $z = 0$ :  $10^{1.9} < \sigma/[\text{km s}^{-1}] < 10^{2.1}$  (black dotted),  $10^{2.1} < \sigma/[\text{km s}^{-1}] < 10^{2.3}$  (blue dashed), and  $10^{2.3} < \sigma/[\text{km s}^{-1}] < 10^{2.5}$  (red solid). The formation histories of the stars within the half light radius at  $z = 0$  are shown. Left and right panels, respectively, show the reference simulation and the simulation without AGN feedback. We only use passive galaxies for the reference simulation, while all the galaxies in a velocity bin are used for the simulation without AGN feedback, which are mostly star-forming. *Lower panels:* Same as the upper panel but for  $[\alpha/\text{Fe}]$ . We here show the mass-weighted  $[\alpha/\text{Fe}]$  of the stars that have formed by time  $t$ .

Fig. 3. In the reference simulation, galaxies with high  $\sigma$  have a peak in the star formation history at an earlier epoch and a shorter star formation timescale than those with lower  $\sigma$ . This is a direct consequence of our AGN feedback model that suppresses gas cooling earlier in haloes with higher velocity dispersion. As shown in Fig. 3, the longer star formation timescale for lower  $\sigma$  galaxies reduces  $[\alpha/\text{Fe}]$  with time as discussed in Segers et al. (2016b). On the other hand, in the simulation without AGN feedback, the normalised star formation histories are almost identical in all the velocity bins. As a result, the evolution of  $[\alpha/\text{Fe}]$  becomes independent of the velocity dispersions at  $z = 0$ .

### 3.2 The stellar metallicities of simulated galaxies

The reference simulation reproduces well the gas phase metallicity of the star-forming galaxies (OSY14). We now examine the stellar metallicities of the simulated galaxies. In the left panels of Fig. 4, we show luminosity-weighted stellar mass-stellar metallicity relations (MZR) of galaxies in the reference simulation, in the simulation without AGN feedback, in the Illustris simulation, and in the EAGLE simulation.

For the simulations by OSY14 and the Illustris simulation, we calculate the  $r$ -band luminosity-weighted average



**Figure 4.** Stellar mass-stellar metallicity relation for the simulated galaxies. We show  $r$ -band luminosity-weighted metallicities for (a) the reference simulation, (b) the simulation without AGN feedback, and (c) the Illustris simulation. Passive and star-forming galaxies are, respectively, indicated by the red and blue dots. The squares show the median metallicities in the mass bins for the passive galaxies and the circles for the star-forming galaxies. The observational estimates for SDSS passive galaxies are shown by the black lines; the solid line indicates the median of the distribution and the dotted lines the 16th and 84th percentiles, where we apply the aperture correction as described in Appendix A. The black stars in the panel (a) indicate two passive central galaxies that we investigate their enrichment histories later in Fig. 5. In the panel (b), we also highlight two (star-forming) galaxies by black stars, for which we show their enrichment histories in Fig. 5, too.

of metallicities of stars bound to a subhalo and within a galaxy radius defined as twice the stellar half-mass radius. For the EAGLE simulation, we use all stars bound to a subhalo to estimate the metallicity instead of applying a 30 kpc aperture because, at  $M_{*} \geq 10^{11} M_{\odot}$ , the galaxy radius in the reference and Illustris simulations is larger than 30 kpc and monotonically increases with stellar mass. We also show the MZR of SDSS passive galaxies, where we correct the observed metallicity for each galaxy from an aperture value to a global one (see Appendix A).

In the reference simulation, the metallicities of passive galaxies are lower than the observational estimate. For low mass galaxies with  $M_{*} \lesssim 10^{10.5} M_{\odot}$ , the MZR is steeper than the observational estimate, whereas more massive galaxies,  $M_{*} \gtrsim 10^{10.5} M_{\odot}$ , show a trend of decreasing metallicity with increasing stellar mass. A similar trend is found for Illustris galaxies, although they on average have higher metallicities than the galaxies in the reference simulation. The higher metallicities of the Illustris galaxies compared with those in the reference simulation are explained by the fact that, in Illustris, the metallicity of a newly-created wind particle is chosen to be 40% of the metallicity of the ambient interstel-

lar medium, while, in OSY14, all the metal mass attached to a gas particle is ejected when the particle is launched as a wind. The mass range where metallicity negatively correlates with stellar mass is the mass range where AGN feedback operates. In fact, the stellar metallicities in the simulation without AGN feedback monotonically increase with the stellar mass.

We find that galaxies in the EAGLE simulation have much flatter MZR than those in the reference and Illustris simulations. The slope is more consistent with the observational estimate for the passive galaxies. The massive EAGLE galaxies, however, show a weak trend of decreasing metallicity with increasing stellar mass as those in the reference and the Illustris simulations. This trend is consistent with the finding of Segers et al. (2016a) using the EAGLE simulation. They showed that the fraction of stellar mass contributed by recycled stellar-ejecta, in the EAGLE simulation, increases with stellar mass for less massive galaxies and this fraction turns over at  $M_* \sim 10^{10.5} M_\odot$  owing to AGN feedback. This feature seems to be common in simulations that invoke AGN feedback. We, however, note that the metallicities of passive galaxies monotonically increase with stellar mass when we employ a 30 kpc aperture for the EAGLE simulation. The same applies to the Illustris and reference simulations. We must be careful about metallicity gradients within galaxies when comparing simulated and observed metallicities.

A similar problem has been reported using semi-analytic models. Pipino et al. (2009) successfully produce an increasing  $[\alpha/\text{Fe}]$  with galaxy stellar mass by invoking radio-mode AGN feedback. They, however, find that the AGN feedback erases a positive correlation between stellar metallicity and velocity dispersion. Similarly, De Lucia & Borgani (2012) find that feedback that makes ages of massive elliptical galaxies as old as observational estimates results in too low metallicities of the massive elliptical galaxies. McCarthy et al. (2010) show that hydrodynamic simulations including quasar mode AGN feedback predict central group galaxies that have too low metallicity compared with observational data, while, in simulations without AGN feedback, the metallicities of central galaxies become higher than observed. We will investigate the origin of this problem later.

For less massive galaxies with  $M_* \lesssim 10^{11} M_\odot$ , the luminosity-weighted metallicities of passive galaxies in the reference simulation are, on average, slightly lower than those of star-forming galaxies. The EAGLE simulation shows a similar trend. In the Illustris simulation, passive galaxies have comparable metallicities to star-forming galaxies. Although measuring stellar metallicities of star-forming galaxies is difficult, tentative observational estimates suggest that the luminosity-weighted metallicities of passive galaxies are significantly higher than those of star-forming galaxies (Peng et al. 2015). If passive galaxies do in fact have much higher metallicities than star-forming galaxies, we would need to consider a process that preferentially enriches passive galaxies.

To understand the reason why simulations with AGN feedback generally yield inversely correlated MZR, we investigate formation and enrichment histories of galaxies. From the reference simulation, we select a central passive galaxy at the knee of the MZR and the most massive galaxy. The masses and metallicities of these galaxies at  $z = 0$  are  $(M_{*,0}, Z_{*,0}^{Lr}) \simeq (5.7 \times 10^{10} M_\odot, 0.59 Z_\odot)$  and

$(1.1 \times 10^{12} M_\odot, 0.35 Z_\odot)$ . For comparison, we pick two central star-forming galaxies,  $(M_{*,0}, Z_{*,0}^{Lr}) \simeq (5.7 \times 10^{10} M_\odot, 0.9 Z_\odot)$  and  $(6.3 \times 10^{12} M_\odot, 2.6 Z_\odot)$ , from the simulation without AGN feedback; the latter is the most massive galaxy in the simulation. While the most massive galaxy in the simulation without AGN feedback is more massive than that in the reference simulation, its halo mass,  $M_{\text{vir}} \simeq 2 \times 10^{14} M_\odot$ , is smaller than that in the reference simulation,  $M_{\text{vir}} \simeq 4 \times 10^{14} M_\odot$ .

In Fig. 5, we show formation and enrichment histories of *in situ* and *accreted* stars within these galaxies. *In situ* stars are the stars born in the main progenitor of each galaxy and *accreted* stars are those born in subclumps.

The main progenitor of the less massive galaxy in the reference simulation continues its star formation down to low redshift. On the other hand, AGN feedback quenches the formation of *in situ* stars in the most massive galaxy at early times ( $t \sim 3$  Gyr). Consequently, this galaxy is dominated by accreted stars at  $z = 0$ . The mass fractions of *in situ* stars in the less massive and the most massive galaxies are 0.97 and 0.066 at  $z = 0$ , respectively. The metallicities of the less massive and most massive galaxies thus, respectively, reflect the metallicities of *in situ* and accreted stars.

The main progenitor of the most massive galaxy always has a higher velocity dispersion than that of the less massive galaxy and hence it has fewer outflows per star formed than the main progenitor of the less massive galaxy<sup>3</sup>. We, however, find that *in situ* stars in the most massive galaxy have lower metallicity than in the less massive galaxy. The earlier suppression of gas cooling by AGN feedback in larger haloes prevents massive galaxies from recapturing enriched outflows and renders their metallicities lower than in their less massive counterparts as discussed by De Lucia et al. (2006).

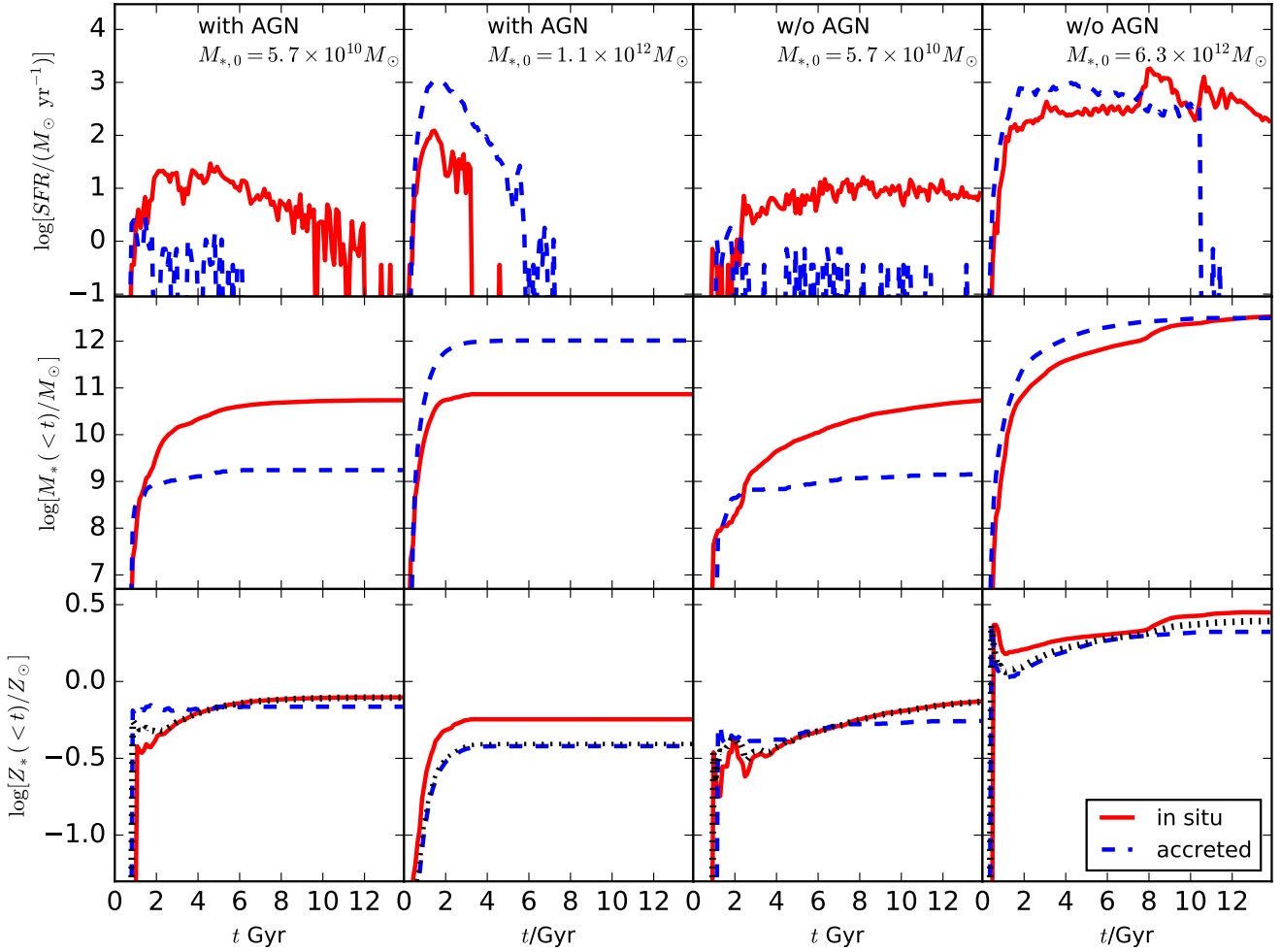
In the simulation without AGN feedback, the formation of *in situ* stars of both galaxies continues to  $z = 0$ . Even without AGN feedback, the fraction of *in situ* stars decreases with increasing galaxy mass as indicated by Naab et al. (2014). The metallicities of both *in situ* and accreted stars of the most massive galaxy in this simulation are much higher than those in the reference simulation.

The low metallicity of accreted stars of the most massive galaxy in the reference simulation suggests that subclumps in high-density regions also undergo AGN feedback. In fact, the SFR of the accreted stars in the most massive galaxy of the reference simulation shows a clear sign of early (but later than *in situ* stars) quenching.

## 4 SUMMARY AND DISCUSSION

We have analysed the chemical abundances of simulated passive galaxies. The reference simulation has previously been shown to reproduce many observed properties of galaxies at  $z \leq 4$ , such as the stellar mass function, star formation rates, ages, and gas phase metallicities of star-forming galaxies (OSY14). We have also analysed publicly available data of two independent cosmological simulations: the Illustris (Vogelsberger et al. 2014b) and the EAGLE (Schaye et al.

<sup>3</sup> Wind mass loading scales with  $\sigma^{-2}$  for SN-driven winds and  $\sigma^{-1}$  for radiation-driven winds in our simulations.



**Figure 5.** Formation and enrichment histories of selected central galaxies. In the 1st and 2nd columns, we show two central passive galaxies in the reference simulation with stellar masses of  $5.7 \times 10^7 M_\odot$  and  $1.1 \times 10^{12} M_\odot$ , respectively. In the 3rd and 4th columns, we show galaxies in the simulation without AGN feedback. The less massive galaxy has similar stellar mass to that in the reference simulation ( $M_* \approx 5.7 \times 10^7 M_\odot$ ). The galaxy shown in the 4th column is the most massive galaxy ( $M_* \approx 6.3 \times 10^{12} M_\odot$ ) in this simulation. These galaxies are indicated by the stars in the panels (a) and (b) of Fig. 4. From top to bottom, we show star formation rates, masses of stars that have formed by time  $t$ , and mass-weighted average metallicities of stars that have formed by time  $t$ . Formation and enrichment histories of stars that formed in the main progenitor of each galaxy (*in situ*) are indicated by the red solid lines, while those of stars born in sub clumps are shown by the blue dashed lines. In the bottom panels, we show total (*in situ* + accreted) metallicities by the black dotted lines.

2015) simulations. We define passive galaxies as those whose specific star formation rates are smaller than  $10^{-11} \text{ yr}^{-1}$ . This definition selects galaxies that lie on a red sequence.

We find that the  $[\alpha/\text{Fe}]$ - $\sigma$  relation of passive galaxies in the reference simulation is consistent with observations, that is,  $[\alpha/\text{Fe}]$  increases with velocity dispersion for  $\sigma > 100 \text{ km s}^{-1}$ . Passive galaxies in the EAGLE simulation also show the same trend. In the reference simulation, star formation in galaxies with high velocity dispersion today is quenched earlier by AGN feedback than in galaxies with lower velocity dispersion. Consequently, galaxies with higher velocity dispersions have shorter star formation timescales and older stellar ages than those with lower velocity dispersion. This process explains the trend in the  $[\alpha/\text{Fe}]$ - $\sigma$  relation at  $\sigma \gtrsim 100 \text{ km s}^{-1}$ . For less massive galaxies with  $\sigma \lesssim 100 \text{ km s}^{-1}$ , which are not affected by AGN feedback,

$[\alpha/\text{Fe}]$  is nearly constant; this behaviour might be inconsistent with the observations which suggest that the  $[\alpha/\text{Fe}]$ - $\sigma$  trend exists at least for  $\sigma \gtrsim 10^{1.7} \text{ km s}^{-1}$  (Spolaor et al. 2010; Johansson et al. 2012).

Earlier quenching of star formation in more massive galaxies by AGN feedback, however, also decreases the stellar metallicity for increasing stellar mass. In spite of different implementations of physical processes, three independent simulations that invoke AGN feedback produce inversely correlated stellar mass to metallicity relations for massive galaxies, which contradict observational estimates.

We investigate the enrichment and formation histories of passive galaxies with different masses in the reference simulation. We find that metallicities of both *in situ* and accreted stars in massive galaxies are lower than those in less massive galaxies because of early quenching of gas cooling in



massive galaxies, which prevents enriched winds from falling back later. The shorter formation time-scale of the accreted stars in the massive galaxy compared with its counterpart in the simulation without AGN feedback suggests that not only the main progenitor but also other progenitors are subject to AGN feedback. Simultaneously explaining the increasing  $\alpha$ -to-Fe ratio with velocity dispersion (or stellar mass) and increasing stellar metallicity with stellar mass is therefore fundamentally difficult within the current framework of galaxy formation. One possible solution would be the introduction of a variable IMF that becomes more top-heavy for a higher SFR as suggested by Calura & Menci (2009) and Gargiulo et al. (2015) and previously suggested on independent grounds by Baugh et al. (2005) and Lacey et al. (2016).

Luminosity-weighted metallicities of passive galaxies in the reference simulation are, on average, lower than those of star-forming galaxies. Passive galaxies in the EAGLE simulation also have slightly lower metallicities than star-forming galaxies for a given stellar mass. In the Illustris simulation, passive galaxies have similar luminosity-weighted metallicities to star-forming galaxies. Tentative observational estimates suggest that the luminosity-weighted metallicities of passive galaxies are significantly higher than those of star-forming galaxies for a given stellar mass (Peng et al. 2015). None of the three simulations can produce this metallicity gap. A process that preferentially enriches passive galaxies would explain this observational result. More accurate measurements of stellar metallicity will thus place strong constraints on galaxy formation theory.

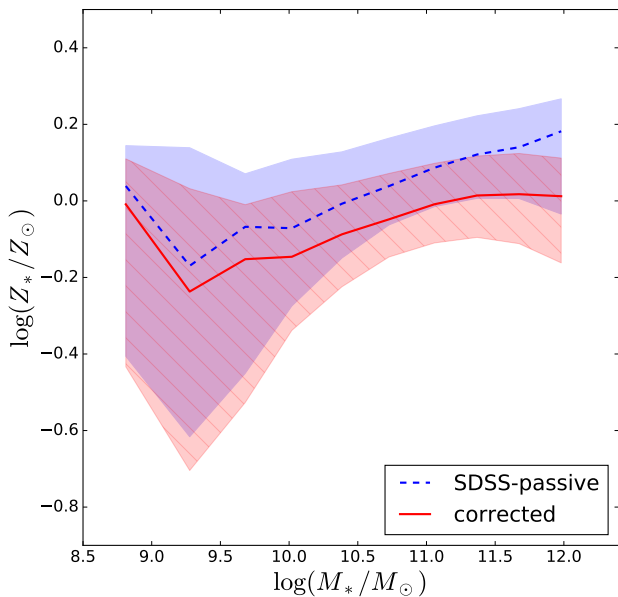
## ACKNOWLEDGMENTS

We thank Masato Onodera for his helpful comments on the observational data. Numerical simulations were carried out with Cray XC30 in CfCA at NAOJ. TO acknowledges the financial support of Japan Society for the Promotion of Science (JSPS) Grant-in-Aid for Young Scientists (B: 224740112) and MEXT KAKENHI Grant (16H01085). MN acknowledges the financial support of JSPS Grant-in-Aid (B: 25287041). CSF acknowledges ERC Advanced Investigator grant COSMIWAY. This work was supported in part by STFC Consolidated grant ST/L00075X/1. We also thank the Illustris collaboration for making data publicly available. We acknowledge the Virgo Consortium for making their simulation data available. The EAGLE simulations were performed using the DiRAC-2 facility at Durham, managed by the ICC, and the PRACE facility Curie based in France at TGCC, CEA, Bruyères-le-Châtel.

## REFERENCES

Arimoto N., Yoshii Y., 1987, *A&A*, 173, 23  
 Arrighi M., Trager S. C., Somerville R. S., Gibson B. K., 2010, *MNRAS*, 402, 173  
 Asplund M., Grevesse N., Sauval A. J., Scott P., 2009, *ARA&A*, 47, 481  
 Baugh C. M., Lacey C. G., Frenk C. S., Granato G. L., Silva L., Bressan A., Benson A. J., Cole S., 2005, *MNRAS*, 356, 1191  
 Bender R., Burstein D., Faber S. M., 1993, *ApJ*, 411, 153  
 Benson A. J., Bower R. G., Frenk C. S., Lacey C. G., Baugh C. M., Cole S., 2003, *ApJ*, 599, 38

Bower R. G., Benson A. J., Malbon R., Helly J. C., Frenk C. S., Baugh C. M., Cole S., Lacey C. G., 2006, *MNRAS*, 370, 645  
 Brinchmann J., Charlot S., White S. D. M., Tremonti C., Kauffmann G., Heckman T., Brinkmann J., 2004, *MNRAS*, 351, 1151  
 Calura F., Menci N., 2009, *MNRAS*, 400, 1347  
 Calura F., Menci N., 2011, *MNRAS*, 413, L1  
 Chabrier G., 2003, *PASP*, 115, 763  
 Conroy C., Graves G. J., van Dokkum P. G., 2013, *ApJ*, 780, 33  
 Crain R. A., et al., 2015, *MNRAS*, 450, 1937  
 Croton D. J., et al., 2006, *MNRAS*, 365, 11  
 Davé R., Oppenheimer B. D., Finlator K., 2011, *MNRAS*, 415, 11  
 Davis M., Efstathiou G., Frenk C. S., White S. D. M., 1985, *ApJ*, 292, 371  
 De Lucia G., Borgani S., 2012, *MNRAS*, 426, L61  
 De Lucia G., Springel V., White S. D. M., Croton D., Kauffmann G., 2006, *MNRAS*, 366, 499  
 Di Matteo T., Springel V., Hernquist L., 2005, *Nat*, 433, 604  
 Faber S. M., 1973, *ApJ*, 179, 731  
 Gallazzi A., Charlot S., Brinchmann J., White S. D. M., Tremonti C. A., 2005, *MNRAS*, 362, 41  
 Gallazzi A., Charlot S., Brinchmann J., White S. D. M., 2006, *MNRAS*, 370, 1106  
 Gargiulo I. D., et al., 2015, *MNRAS*, 446, 3820  
 Johansson J., Thomas D., Maraston C., 2012, *MNRAS*, 421, 1908  
 Jørgensen I., 1999, *MNRAS*, 306, 607  
 Kauffmann G., Charlot S., 1998, *MNRAS*, 294, 705  
 Lacey C. G., et al., 2016, *MNRAS*, 462, 3854  
 Larson R. B., 1975, *MNRAS*, 173, 671  
 Marigo P., 2001, *A&A*, 370, 194  
 Matteucci F., 1994, *A&A*, 288, 57  
 McAlpine S., et al., 2016, *Astronomy and Computing*, 15, 72  
 McCarthy I. G., et al., 2010, *MNRAS*, 406, 822  
 Naab T., et al., 2014, *MNRAS*, 444, 3357  
 Nagashima M., Okamoto T., 2006, *ApJ*, 643, 863  
 Nagashima M., Lacey C. G., Baugh C. M., Frenk C. S., Cole S., 2005a, *MNRAS*, 358, 1247  
 Nagashima M., Lacey C. G., Okamoto T., Baugh C. M., Frenk C. S., Cole S., 2005b, *MNRAS*, 363, L31  
 Nelson D., et al., 2015, *Astronomy and Computing*, 13, 12  
 O’Connell R. W., 1976, *ApJ*, 206, 370  
 Okamoto T., 2013, *MNRAS*, 428, 718  
 Okamoto T., Eke V. R., Frenk C. S., Jenkins A., 2005, *MNRAS*, 363, 1299  
 Okamoto T., Nemmen R. S., Bower R. G., 2008, *MNRAS*, 385, 161  
 Okamoto T., Frenk C. S., Jenkins A., Theuns T., 2010, *MNRAS*, 406, 208  
 Okamoto T., Shimizu I., Yoshida N., 2014, *PASJ*, 66, 70  
 Oppenheimer B. D., Davé R., 2006, *MNRAS*, 373, 1265  
 Peng Y., Maiolino R., Cochrane R., 2015, *Nat*, 521, 192  
 Pipino A., Devriendt J. E. G., Thomas D., Silk J., Kaviraj S., 2009, *A&A*, 505, 1075  
 Planck Collaboration et al., 2014, *A&A*, 571, A16  
 Portinari L., Chiosi C., Bressan A., 1998, *A&A*, 334, 505  
 Rawle T. D., Smith R. J., Lucey J. R., 2010, *MNRAS*, 401, 852  
 Romeo Velonà A. D., Sommer-Larsen J., Napolitano N. R., Antonuccio-Delogu V., Cielo S., Gavignaud I., Meza A., 2013, *ApJ*, 770, 155  
 Salpeter E. E., 1955, *ApJ*, 121, 161  
 Schawinski K., et al., 2009, *MNRAS*, 396, 818  
 Schaye J., et al., 2015, *MNRAS*, 446, 521  
 Segers M. C., Crain R. A., Schaye J., Bower R. G., Furlong M., Schaller M., Theuns T., 2016a, *MNRAS*, 456, 1235  
 Segers M. C., Schaye J., Bower R. G., Crain R. A., Schaller M., Theuns T., 2016b, *MNRAS*, 461, L102  
 Shen S., Mo H. J., White S. D. M., Blanton M. R., Kauffmann



**Figure A1.** Mass-metallicity relation for SDSS-passive galaxies. Stellar metallicities and masses are taken from Gallazzi et al. (2005). The median MZR obtained from the aperture values is shown by the blue dashed line. We correct the observed metallicity for each galaxy from an aperture value to a global one by using redshift of each galaxy and assuming a fixed metallicity gradient. The median MZR obtained this way is indicated by the red solid line. The shaded regions represent the 16th to 84th distributions. Note that we assume  $Z_{\odot} = 0.02$  as in Gallazzi et al. (2005).

## APPENDIX A: TOTAL METALLICITIES OF SDSS PASSIVE GALAXIES

To obtain an observational estimate for stellar metallicities of passive galaxies, we take metallicity and stellar mass estimates of the SDSS DR4 galaxies from Gallazzi et al. (2005). We only use galaxies with  $S/N > 20$ . We select galaxies whose specific SFRs are smaller than  $10^{-11} \text{ yr}^{-1}$  as candidates of passive galaxies by taking SFR estimates from Brinchmann et al. (2004). We then remove galaxies that are classified as star-forming or composite from the passive galaxy candidates. The median MZR of the passive galaxies obtained this way is indicated by the dashed line in Fig. A1. This relation is consistent with the MZR of early-type galaxies in Gallazzi et al. (2006) and that of passive galaxies in Peng et al. (2015).

Early-type galaxies are known to have radial metallicity gradients (e.g. Wu et al. 2005; Rawle et al. 2010). Since the original spectra were measured in 1.5 arcsec radius fibre aperture in SDSS, we correct the observed metallicities from aperture values to mean global values assuming a uniform metallicity gradient,  $d \log Z / d \log r = -0.15$ , based on Rawle et al. (2010) and by using the redshift of each galaxy. We here assume that the light profile in each galaxy follows an  $r^{1/4}$  law and the median size-mass relation for early-type galaxies by Shen et al. (2003). The corrected median MZR is shown by the solid line in Fig. A1.

This paper has been typeset from a  $\text{\TeX}/\text{\LaTeX}$  file prepared by the author.

- G., Voges W., Brinkmann J., Csabai I., 2003, MNRAS, 343, 978
- Sijacki D., Springel V., Di Matteo T., Hernquist L., 2007, MNRAS, 380, 877
- Skelton R. E., Bell E. F., Somerville R. S., 2009, ApJL, 699, L9
- Spolaor M., Kobayashi C., Forbes D. A., Couch W. J., Hau G. K. T., 2010, MNRAS, 408, 272
- Springel V., White S. D. M., Tormen G., Kauffmann G., 2001, MNRAS, 328, 726
- Taylor P., Kobayashi C., 2015, MNRAS, 448, 1835
- Thomas D., 1999, MNRAS, 306, 655
- Thomas D., Greggio L., Bender R., 1999, MNRAS, 302, 537
- Thomas D., Maraston C., Schawinski K., Sarzi M., Silk J., 2010, MNRAS, 404, 1775
- Trayford J. W., et al., 2015, MNRAS, 452, 2879
- Vogelsberger M., Genel S., Sijacki D., Torrey P., Springel V., Hernquist L., 2013, MNRAS, 436, 3031
- Vogelsberger M., et al., 2014a, MNRAS, 444, 1518
- Vogelsberger M., et al., 2014b, Nat, 509, 177
- Wiersma R. P. C., Schaye J., Theuns T., Dalla Vecchia C., Tornatore L., 2009, MNRAS, 399, 574
- Worthey G., Faber S. M., Gonzalez J. J., 1992, ApJ, 398, 69
- Wu H., Shao Z., Mo H. J., Xia X., Deng Z., 2005, ApJ, 622, 244
- Yates R. M., Henriques B., Thomas P. A., Kauffmann G., Johansson J., White S. D. M., 2013, MNRAS, 435, 3500