

# Multiparticle collision dynamics in porous media

Maciej Matyka

Received: date / Accepted: date

**Abstract** We adopt the multiparticle collision dynamics method to simulate fluid flows in porous media. For this, the particle-level drag force is introduced into the original algorithm. The force hinders the flow resulting in global resistance and decrease of permeability. The extended algorithm is validated in the flow through fully porous channel with analytical solution. Basic properties of the solver are investigated including its dependency of permeability on model parameters.

**Keywords** multiparticle collision dynamics · particle based methods · porous media · Darcy flow

## 1 Introduction

Porous media flows are ubiquitous in nature. An example is the flow through sediment-water interfaces that occur at large scales, i.e. at the ocean bottom where sandy sediment is exposed to current flows [10,9]. There, the transport of the

---

M. Matyka

Faculty of Physics and Astronomy, University of Wrocław, pl. M. Borna 9, 50-204 Wrocław, Poland E-mail: maciej.matyka@gmail.com

overlaying water is important for many natural processes, including CO<sub>2</sub> storage and denitrification [8] in the porous domain. The in-situ experiments in these systems require usage of complex experimental techniques [14], thus, numerical simulations are often the only possibility.

Numerically porous media are represented either at microscopic or macroscopic level. In microscale porous matrix exists explicitly as a system of interconnected void areas (pores) between solids. In this description system size is limited by computational resources. In the macroscopic approach the Navier-Stokes equation is extended with resistant term [9]. In fluid-porous systems, to avoid the problem of a proper definition of boundary conditions between phases [2], the penalization method may be utilized, where the Navier-Stokes equation is extended with resistance term in the porous domain [5].

In general, fluids may be modelled by integration of the Navier-Stokes equations using numerical grids. There are many numerical methods and techniques to use and all require tedious task of numerical mesh generation that is both limited by time and available computational resources, especially in complex geometries. Another option is to describe system at mesoscopic level with the Lattice Boltzmann Method with velocity particle distribution function on a regular grid. One may also use particles that are driven by the flow. An example is the multiparticle collision dynamics (MPCD). This method originally used for systems that include thermal fluctuations may be used for standard hydrodynamics as well [7]. Recently, MPCD was used in hydrodynamical applications, see e.g. vortex shedding in the flow past cylinder [15], flow over fish-like objects [16], slip and no-slip steady flow past cylinders [3]. The advantage of MPCD is relative simplicity of its

implementation and no need to generate and store regular mesh that are required by standard solvers.

In this work we suggest to extend the original MPCD algorithm to simulate flows in porous media. We show that after extension of the standard method with velocity rescaling procedure we are able to obtain correct Darcy profiles in fully porous channel.

## 2 The model

In MPCD fluid is represented by point particles. The simulations consists of two steps: streaming and collision. Explicit particle-particle interaction potential does not exist what distinguishes the model from other particle based methods such like smoothed particle hydrodynamics and molecular dynamics. In the case of particles with equal mass the interaction is done as a rotation of the velocity vector translated by the average velocity of a group of neighbouring particles.

After computing new velocities the streaming step is done. The  $i$ -th particle moves at a constant velocity:

$$\mathbf{r}_i(t+h) = \mathbf{r}_i(t) + h\mathbf{v}_i(t), \quad (1)$$

where  $\mathbf{r}_i(t)$  is its position at time  $t$ ,  $\mathbf{v}_i$  is its velocity (constant at the time interval  $h$ ).

To perform the collision step particles are grouped into regular grid. Grid resolution are adjusted, so that in average 70 particles are in the single cell (particle positions are initialized as random). Velocity of the  $i$ -th particle is translated by the average velocity of the whole group  $\mathbf{u}$  and then rotated:

$$\mathbf{v}_i(t+h) = \mathbf{u} + s\mathbf{R}(\alpha)(\mathbf{v}_i - \mathbf{u}), \quad (2)$$

where  $\mathbf{R}(\alpha)$  is the rotation matrix by the angle  $\alpha$  and  $s$  is the scaling variable for thermostat. For equal unit mass of MPCD particles and use the following expression for  $s$ :

$$s = \sqrt{\frac{k_B T d (n-1)}{\sum_{i=1}^n |\mathbf{v}_i - \mathbf{u}|^2}}, \quad (3)$$

where  $k_B$  is the Boltzmann constant,  $T$  is the temperature,  $d$  is the number of dimensions,  $n$  is number of particles in the single cell and the sum goes over all particles in the cell [4, 17].

To ensure Galilean invariance of the model cells are shifted randomly in each computational step [17]. For this, at each step, we draw two random numbers  $r_x \in (-r/2, r/2)$  and  $r_y \in (-r/2, r/2)$  and use shifted coordinates of cells in grouping procedure. Here  $r$  means width (height) of the cell in the grid thus they are shifted by half of their size in each direction.

## 2.1 Porous media

To simulate porous media we use similar approach to [6], where velocity of the Lattice Boltzmann fluid was locally damped. The difference is, however, that our model works on particles, not on distribution functions. Thus, instead of reflecting partially the distribution function we operate directly on particles velocities.

To derive model for porous media we assume that the velocity of the fluid in pore-space is low and the Reynolds number  $Re < 1$ . In such scenario the following resistance force acts on each particle in porous phase:

$$\mathbf{f}_i = -C\mathbf{v}_i, \quad (4)$$

where  $C$  is the drag coefficient - some function of porosity, tortuosity and other parameters of porous matrix. The discretized equation for momentum change gives:

$$\mathbf{v}_i = \mathbf{v}_i(1 - hC) = \lambda \mathbf{v}_i, \quad (5)$$

where  $h$  is the discretization time step. Thus, to include drag, we have to rescale velocity by single factor  $\lambda = 1 - hC$ . The procedure is applied to all particles that flow in the porous domain at each simulation step. In general, drag coefficient  $C$  may be space and/or time dependent ( $C = C(\mathbf{r}, t)$ ), which leads to many applications including coupled fluid-porous and porous-porous systems with variable porosity (not included in the paper).

### 3 Results and discussion

Velocity scaling with Eq. 5 changes permeability. To verify the model and quantify permeability dependency on the model parameters we simulated the fluid flow in straight, rectangular channel filled with homogeneous porous media. Such situation may be solved analytically with the damped Stokes model [1, 6]:

$$\nu \frac{d^2 u}{dx^2} - \alpha u = \frac{1}{\rho} \frac{dp}{dy}. \quad (6)$$

The analytical solution reads:

$$u(x) = -\frac{1}{\rho \alpha} \frac{dp}{dy} \left[ 1 - \frac{\cosh[r(x - W/2)]}{\cosh(rW/2)} \right], \quad (7)$$

where  $x$  is the horizontal position in the channel,  $\alpha$  is parameter related to damping force,  $r$  is free parameter,  $\frac{dp}{dy}$  is the pressure gradient along vertical direction and  $W$  is the channel width.

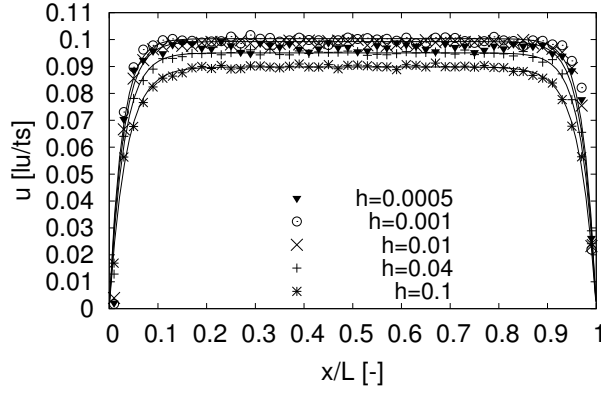
We started with a flow through a fully porous channel. We used the no-slip condition at the top and bottom wall. The vertical boundary was periodic. Gravity

was applied to generate the flow in vertical direction (upwards). We used a regular grid of  $64 \times 64$  cells for collision step. In average, 70 particles are initially placed in each cell at random positions. In the collision step  $\alpha = \pm 160^\circ$  was used. In thermostat Eq. 3 we kept  $k_B T = 0.01$  [13]. To verify our solutions, we used the least square fitting of Eq. 7 to simulation data.

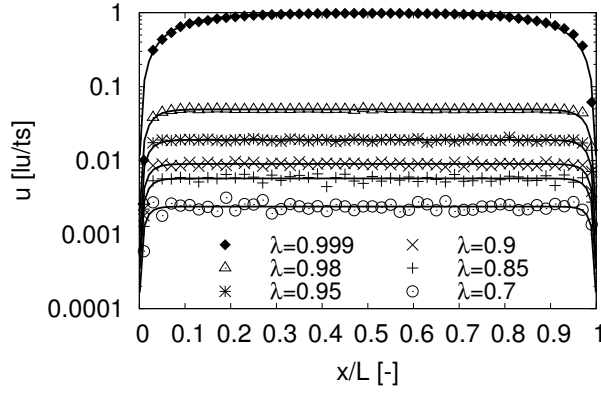
Our first test was to check the minimum time necessary to converge solution to stationary state. For this we measured the total kinetic energy in our simulation. Because the flow was driven by gravity we expected the flow to converge to stationary state. The resulting plots revealed minimum 10000 time steps for  $h = 0.001$  (data not shown) to achieve steady solutions. Thus, in all our simulations the total 10000 time steps were used in each case. Moreover, we averaged the macroscopic profiles of velocity starting from 5000 step with  $n = 200$  interval.

In the next numerical test we verified convergence of numerical profiles with decreasing time step size  $h$ . We simulated the flow in channel at fixed drag coefficient  $C = 1$  and varied the time step  $h$ . Thus,  $\lambda(h)$  varied with  $h$  according to Eq. 5. The resulting velocity profiles at varying  $h$  are plotted in the Fig. 1. From these data the minimum time step was estimated to  $h = 0.01$  and we used this value in the followig study.

Next, we investigated the relation between two main parameters of the model:  $r$  and  $\alpha$ ) from Eq. 7. We used data from least square fits to numerical profiles of velocity. The test was repeated several times at varying  $\lambda$ . Numerical profiles of velocity profiles with fitted analytical profiles are plotted in the Fig. 2. Numerical data follows theoretical curves very well. However, with decreasing  $\lambda$  statistical noise appears. For example at  $\lambda = 0.7$  some points at  $x/L$  near 0.2 and 0.65 are laying relatively far from theoretical profile. The values of  $r$  and  $\alpha$  corresponding



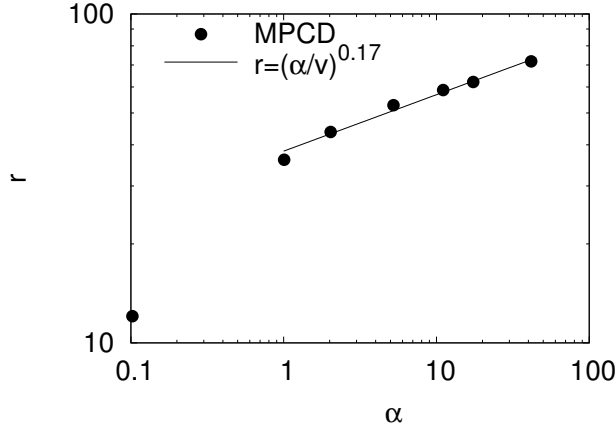
**Fig. 1** Convergence test of velocity profiles in fully porous channel at time steps  $h = 0.1, 0.05, 0.01, 0.001$  and  $0.0005$ . Data points represent MPCD simulation, solid lines are numerical fits of Eq. 7.



**Fig. 2** Velocity profile in the flow through porous channel. Data points represent MPCD simulation, solid lines are fits to Eq. 7.

to all velocity profiles measured in the Fig. 2 are plotted in the Fig. 3. We found, that in our model the power law holds:

$$r \propto (\alpha/\nu)^b, \quad (8)$$



**Fig. 3** Numerical test on the power law for the basic model parameters from Eq. 7. The outlier at  $\alpha = 0.1$  belongs to  $\lambda = 0.999$  which means highly permeable system (Poiseuille flow).

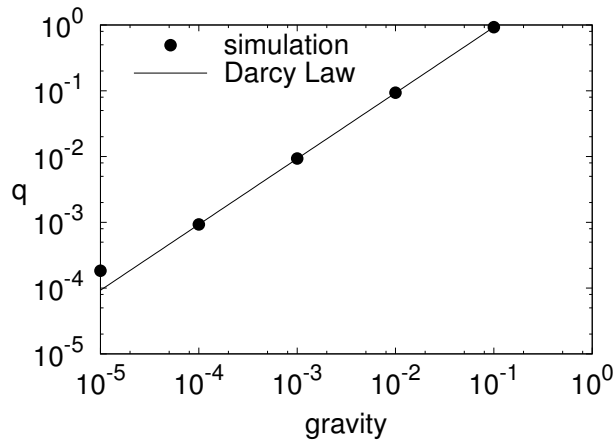
where  $\nu$  is the model viscosity and  $\alpha$  is the drag coefficient from Eq. ???. The value  $b \approx 0.17$  is smaller than  $b = 0.5$  found in similar study based on the Lattice-Boltzmann model [6].

To study permeability in our system we integrate velocity along horizontal profile in a systems with varying gravity. Resulting plot of the flux  $q$  vs gravity is expected to be linear and, in fact, linearity is visible in almost all the range of gravity (see Fig. 5).

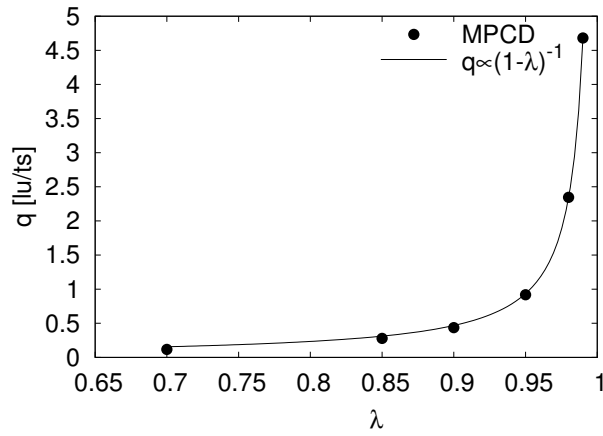
To measure dependency of permeability with  $\lambda$  in our model we use directly information hold in profiles from the Fig. 2. We integrate velocity in the profile to get the total flux  $q$ . We do this for each  $\lambda$  and plot its dependency in the Fig. 5. Based on results in the Fig. 2 and previous observation that Darcy law holds in our system, we may now write that:

$$q \propto (1 - \lambda)^{-1} \propto k. \quad (9)$$





**Fig. 4** Test of Darcy Law  $q \propto g$  - dependency of numerical flux  $q$  on gravity in the porous channel flow. The  $\lambda$  was fixed to 0.99.



**Fig. 5** Numerical fit of the numerical MPCD data to the function  $k \propto 1/(1 - \lambda)$ .

## 4 Summary

We extended the standard MPCD solver with inclusion of porous media as additional force. We confirmed that the model can reproduce analytical solution to Darcy solutions at large extent of permeabilities of the media.

Our work may be extended in various ways. In principles, MPCD allows to include extra particles in the flow using molecular dynamics interaction. Thus, the model presented here may have an interesting applications, e.g. polymer flows in porous media, diluted particles transport. Also, due to possibility of a spatial changes in permeability of the model by varying  $\lambda$  in space it is possible to simulate various types and shapes of porous structures, i.e. transport through rippled sea bed [10, 11] or porous particles [12].

## References

1. Balasubramanian, K., Hayot, F., Saam, W.F.: Darcy's law from lattice-gas hydrodynamics. *Phys. Rev. A* **36**, 2248–2253 (1987). DOI 10.1103/PhysRevA.36.2248. URL <http://link.aps.org/doi/10.1103/PhysRevA.36.2248>
2. Beavers, G.S., Joseph, D.D.: Boundary conditions at a naturally permeable wall. *Journal of Fluid Mechanics* **30**, 197–207 (1967)
3. Bedkihal, S., Kumaradas, J.C., Rohlf, K.: Steady flow through a constricted cylinder by multiparticle collision dynamics. *Biomechanics and Modeling in Mechanobiology* **12**(5), 929–939 (2013). DOI 10.1007/s10237-012-0454-z. URL <http://dx.doi.org/10.1007/s10237-012-0454-z>
4. Bolintineanu, D.S., Lechman, J.B., Plimpton, S.J., Grest, G.S.: No-slip boundary conditions and forced flow in multiparticle collision dynamics. *Phys. Rev. E* **86**, 066703 (2012). DOI 10.1103/PhysRevE.86.066703. URL <http://link.aps.org/doi/10.1103/PhysRevE.86.066703>
5. Cimolin, F., Discacciati, M.: Navierstokes/forchheimer models for filtration through porous media. *Applied Numerical Mathematics* **72**, 205 – 224 (2013). DOI <http://dx.doi.org/10.1016/j.apnum.2013.07.001>. URL <http://www.sciencedirect.com/science/article/pii/S0168927413000913>

6. Dardis, O., McCloskey, J.: Lattice boltzmann scheme with real numbered solid density for the simulation of flow in porous media. *Phys. Rev. E* **57**, 4834–4837 (1998). DOI 10.1103/PhysRevE.57.4834. URL <http://link.aps.org/doi/10.1103/PhysRevE.57.4834>
7. De Angelis, E., Chinappi, M., Graziani, G.: Flow simulations with multi-particle collision dynamics. *Meccanica* **47**(8), 2069–2077 (2012)
8. Gao, H., Matyka, M., Liu, B., Khalili, A., Kostka, J.E., Collins, G., Jansen, S., Holtapels, M., Jensen, M.M., Badewien, T.H., Beck, M., Grunwald, M., de Beer, D., Lavik, G., Kuypers, M.M.M.: Intensive and extensive nitrogen loss from intertidal permeable sediments of the wadden sea. *Limnology and Oceanography* **57**(1), 185–198 (2012). DOI 10.4319/lo.2012.57.1.0185. URL <http://dx.doi.org/10.4319/lo.2012.57.1.0185>
9. Guo, Z., Zhao, T.S.: Lattice boltzmann model for incompressible flows through porous media. *Phys. Rev. E* **66**, 036,304 (2002). DOI 10.1103/PhysRevE.66.036304. URL <http://link.aps.org/doi/10.1103/PhysRevE.66.036304>
10. Huettel, M., Ziebis, W., Forster, S.: Flow-induced uptake of particulate matter in permeable sediments. *Limnology and Oceanography* **41**(2), 309–322 (1996). DOI 10.4319/lo.1996.41.2.0309. URL <http://dx.doi.org/10.4319/lo.1996.41.2.0309>
11. Kharab, A.: A poiseuille flow past a permeable hill. *Computers & Mathematics with Applications* **19**(2), 9 – 15 (1990). DOI [http://dx.doi.org/10.1016/0898-1221\(90\)90002-2](http://dx.doi.org/10.1016/0898-1221(90)90002-2). URL <http://www.sciencedirect.com/science/article/pii/0898122190900022>
12. Kindler, K., Khalili, A., Stocker, R.: Diffusion-limited retention of porous particles at density interfaces. *Proceedings of the National Academy of Sciences* **107**(51), 22,163–22,168 (2010). DOI 10.1073/pnas.1012319108. URL <http://www.pnas.org/content/107/51/22163.abstract>
13. Lamura, A., Gompper, G., Ihle, T., Kroll, D. M.: Multi-particle collision dynamics: Flow around a circular and a square cylinder. *Europhys. Lett.* **56**(3), 319–325 (2001). DOI 10.1209/epl/i2001-00522-9. URL <http://dx.doi.org/10.1209/epl/i2001-00522-9>
14. Lin, D., Eek, E., Oen, A., Cho, Y.M., Cornelissen, G., Tommerdahl, J., Luthy, R.G.: Novel probe for in situ measurement of freely dissolved aqueous concentration profiles of hydrophobic organic contaminants at the sedimentwater interface. *Environmental Science & Technology Letters* **2**(11), 320–324 (2015). DOI 10.1021/acs.estlett.5b00239

- 
15. Malevanets, A., Kapral, R.: Mesoscopic model for solvent dynamics. *The Journal of Chemical Physics* **110**(17), 8605–8613 (1999). DOI <http://dx.doi.org/10.1063/1.478857>. URL <http://scitation.aip.org/content/aip/journal/jcp/110/17/10.1063/1.478857>
  16. Reid, D.A.P., Hildenbrandt, H., Padding, J.T., Hemelrijk, C.K.: Flow around fishlike shapes studied using multiparticle collision dynamics. *Phys. Rev. E* **79**, 046,313 (2009). DOI 10.1103/PhysRevE.79.046313. URL <http://link.aps.org/doi/10.1103/PhysRevE.79.046313>
  17. Wysocki, A., Royall, C.P., Winkler, R.G., Gompper, G., Tanaka, H., van Blaaderen, A., Lowen, H.: Multi-particle collision dynamics simulations of sedimenting colloidal dispersions in confinement. *Faraday Discuss.* **144**, 245–252 (2010). DOI 10.1039/B901640F