

ERMrest: an entity-relationship data storage service for web-based, data-oriented collaboration.

Karl Czajkowski, Carl Kesselman, Robert Schuler, Hongyuda Tangmunarunkit

Information Sciences Institute
Viterbi School of Engineering
University of Southern California
Marina del Rey, CA 90292

Email: {karlcz,carl,schuler,hongsuda}@isi.edu

Abstract—Scientific discovery is increasingly dependent on a scientist’s ability to acquire, curate, integrate, analyze, and share large and diverse collections of data. While the details vary from domain to domain, these data often consist of diverse digital assets (e.g. image files, sequence data, or simulation outputs) that are organized with complex relationships and context which may evolve over the course of an investigation. In addition, discovery is often collaborative, such that sharing of the data and its organizational context is highly desirable. Common systems for managing file or asset metadata hide their inherent relational structures, while traditional relational database systems do not extend to the distributed collaborative environment often seen in scientific investigations. To address these issues, we introduce ERMrest, a collaborative data management service which allows general entity-relationship modeling of metadata manipulated by RESTful access methods. We present the design criteria, architecture, and service implementation, as well as describe an ecosystem of tools and services that we have created to integrate metadata into an end-to-end scientific data life cycle. ERMrest has been deployed to hundreds of users across multiple scientific research communities and projects. We present two representative use cases: an international consortium and an early-phase, multidisciplinary research project.

I. INTRODUCTION

Scientific discovery has undergone a profound transformation, driven by exponentially increasing amounts of data generated by high-throughput instruments, pervasive sensor networks, and large-scale computational analyses [1]. Scientific collaboration has always been *data-oriented*, enabled by the exchange of data through the lifetime of an investigation. With today’s data deluge, the traditional methods for data organization and exchange during a scientific investigation are inadequate. This results in significant investigator overheads [2] and unreproducible data [3]. While much attention has been given to the publication, citation, and access of *curated* scientific data intended for publication [4], little attention has been paid to the data management needs which show up in daily practice of data-rich scientific collaborations.

In current practice, scientists often rely on directory structures in shared file systems, with data characteristics (i.e. metadata) coded in file names, text files, or spreadsheets. If collaboration extends beyond one institutional boundary, the data may be stored in a cloud based storage system, such as as Dropbox or Google Drive. These approaches are error prone, become fragile as the complexity or size of the data grows,

are hard to evolve over time, and make it difficult to search for specific data values.

In previous work, we have argued for an alternative approach based on *scientific asset management* [5]. We separate the “science data” (e.g. microscope images, sequence data, flow cytometry data) from the “metadata” (e.g. references, provenance, properties, and contextual relationships). We have also defined a data-oriented architecture which expresses collaboration as the manipulation of shared data resources housed in complementary object (asset) and relational (metadata) stores [6]. The metadata encode not only properties and references of individual assets, but relationships among assets and other domain-specific elements such as experiments, protocol events, and materials.

A relational metadata model can be expressed as an *entity-relationship model* (ERM), defining entity types (tables) and relationships (foreign keys and associations). Many projects can be well-served by simple models with only a handful of entities and relationships, and non-experts can easily think about their domain in terms of the main concepts which they want to manipulate [14]. We introduce *Entity-Relationship Models via Representational State Transfer* (ERMrest), a web service where ER models can be created and maintained by clients—incrementally introducing, using, and refining domain concepts in a collaborative, mutable metadata store. The service provides a full-featured RESTful [7] interface to underlying relational data and models.

Despite the popularity and utility of relational databases, and renewed focus on their Cloud hosting, their data often remain locked behind application-specific services and treated as an internal component. We argue that relational storage should be made directly accessible to web clients for scientific collaboration. Costly, application-specific services to control data access and update are replaced with generic storage tier rules for atomicity and data integrity, combined with fine-grained authorization to enforce trust-based chains of custody within data-sharing communities. Thus, end users and user-agents can directly consume and contribute science data within a flexible and adaptive collaboration environment.

In this paper, we focus on the requirements, design and implementation of the ERMrest service. We draw upon our experience with several data-sharing projects to define the problem space, but report on two representative applications: first, a large complex, multinational consortium accelerating

research on G-Coupled Protein Receptors; and second, a multidisciplinary synaptomics research project as an example of an early-phase, exploratory collaboration.

The rest of this paper is organized as follows. In Section II we discuss key characteristics of the data-oriented collaboration problem domain. In Section III, we describe in detail the ERMrest service, followed in Section IV by a brief discussion of the other components in the ERMrest software ecosystem. In Section V, we describe the GPCR and synaptomics use cases in more detail. We conclude with related work in Section VI and conclusions in Section VII.

II. APPLICATION CHARACTERISTICS AND CHALLENGES

Our perspective on scientific asset management, data-oriented collaboration, and the specifics of ERMrest as a metadata catalog service have been informed by a number of scientific projects for which we provide bioinformatics support. Rather than bespoke solutions for each project, we have sought archetypal requirements and evidence of feature gaps where our model-driven, data-oriented tools could be enhanced to support broad classes of collaboration.

Here, we outline the main application characteristics, illustrated by five ongoing projects: A) the hub for the FaceBase project, organizing a central repository for data generated by a number of individually-funded spoke sites; B) the microscopy core for the Center for Regenerative Medicine and Stem Cell Research (CIRM), offering microscope slide-scanning as a service; C) the GUDMAP project, curating microscope imagery with assessments and annotations by domain-experts; D) the GPCR Consortium, an international collaboration to discover and analyze G-Protein Coupled Receptor molecular structures; and finally, E) Mapping the Dynamic Synaptome, a multidisciplinary effort to develop methods for in vivo measurement of the synaptome.

1) *Heterogeneous metadata*: A model-neutral metadata catalog and associated services and applications allow reuse of the same technology without repeated software development to adapt services and applications for each project. Across our projects, there are multiple data types and formats generated on a daily basis, e.g. DNA sequencing; flow cytometry; chromatography; multi-dimensional simulation results; 2D and 3D microscopy including tiled, multi-resolution zoom pyramids; 3D CT and micro-CT; and 2D time-series (video). These assets must be acquired, named, stored, and tracked with scientific context and provenance metadata so that they can be found and consumed by relevant down-stream science users and processing pipelines.

As file-like objects, all assets can share generic object metadata concepts such as reference, size, checksums, or file type. However, different formats and modalities may have wildly differing metadata relevant to consumers, e.g. different kinds of timestamps, different kinds of instrument identifier and acquisition parameters, and different dimensional or shaping information.

Even more significant than variation in asset properties, different domain models can vary in their encoded relationships and non-asset entity types. These additional ERM elements can provide significant scientific context to the underlying

assets, e.g. recording information about events, protocols, and materials. Depending on the level of formality in projects, different kinds of provenance and quality-control metadata may also be introduced.

2) *Evolving data models*: Not only should the technology be configurable for different project-specific models, but the models should be allowed to continue to evolve throughout a project's life-cycle, i.e. while the system is in use. Early-phase, exploratory projects need quick setup and simple models while users establish experiment protocols, collaboration methods, metadata nomenclature, and coding standards. As projects mature, users may identify new use cases and new formalisms which early users would have never prioritized. Finally, as projects transition to curating published data products, the modeling goals can drift further from the lab or process-management goals of an active, experimental project.

As an example, the GPCR scientific workflow is complex, involving many distinct experiment methods with different data-handling pipelines. Our pilot model focused on core domain concepts and a proof-of-concept pipeline, introducing the system for early test users. This core model continues to evolve with experience, similar to most of our other projects; but, due to the breadth of activities within the consortium, it also expands in bursts as more tasks and objectives are incorporated into the data-management system.

Typical of many repositories and analysis-based projects, the FaceBase hub metadata was initially modeled after a bulk export from an ancestor project. This repository model expands as new spoke data is integrated. Likewise, the CIRM and GUDMAP models were initially informed by existing image archives and microscopy idioms. In all projects, models continue to be refined in response to evolving user needs, newly identified search goals, and various metadata curation objectives.

The Synaptome project started from scratch with little guiding data. We quickly found that very simple models could be directly aligned to nascent laboratory workflow steps and tuned as we worked. The catalog in some ways embodies a structured laboratory notebook, providing data-entry rules where we might otherwise face creative chaos.

3) *Heterogeneous data source integration*: Data and metadata may be sourced from legacy data sets, exports, and publications; specialized instruments and instrument control software; third-party laboratories; existing databases and lab information management systems; or loosely coupled sources like lab notebooks, spreadsheets, text files, and manual user entry. To effectively support collaboration, data-management solutions must lower barriers to data entry and encourage the collection of experiment metadata before important scientific context is lost and the value of the data extinguished.

Budding projects often have only spreadsheets or other text manifest files, often with enigmatic naming schemes and formatting. As they mature, these projects demand more structured methods for recurring data acquisition. To integrate a variety of instruments and other repeatable processes, we observe the need for both custom scripting and easily reusable file-handling tools discussed later in Section IV. To facilitate manual procedures that would otherwise be covered by personal laboratory notebooks, we observe the need for simple

data-entry tools to prompt the user for structured information and provide immediate data-validation feedback. These tools should be driven by the project’s evolving data models so that new model elements are automatically fitted with basic data-entry forms and procedures.

GPCR has three academic sites all having existing local databases containing construct design and expression information which must be extracted, transformed and merged in the consortium catalog. FaceBase inherited a relational database dump from a content-management system used to construct the previous, bespoke hub website, and continues to receive data submissions as smaller exports from spoke sites. CIRM and GUDMAP began with many image files but very little structured metadata; they instead acquire most metadata as data-entry by interactive users.

4) *Data processing pipeline integration:* Aside from data sources, which introduce data and metadata into the system based on human activity and other external laboratory events, there is also a recurring need to integrate data processing pipelines. These consume existing data and produce derived data and/or metadata which return to the shared data store to enrich the collaboration. There is a wide spectrum of pipelines, varying in terms of: technology dependencies; cost and duration of processing; level of human input in triggering or controlling the pipeline; number of intermediate results which are captured back into the shared asset and metadata stores; and semantic relationship of any derived results to the previously existing shared data. We observe the need for an environment which is not biased towards any one form of processing pipeline, so that a variety of lab processes and technologies can easily contribute to a managed data collaboration.

5) *Data discovery, access, and consumption:* Ultimately, shared science data should be searchable and accessible for data exploration. A user interface is needed to provide rich searching and browsing capability to any user with a web browser. It should guide users through the diverse data types available during all stages of complex scientific workflows and during all phases of projects. Like data-entry tools, this capability should be model-driven and provide general insight into the current state of the shared data resources even as project models change, rather than being narrowly focused on one specific scientific workflow or model.

Depending on the data type and nature of collaboration, different modes of data consumption are important: general metadata summary tables and documents; coded quality assessments; statistical summaries; plots, thumbnails, and online previews; or download links and URLs usable with domain-specific applications and dedicated workstations. We observe a need to allow optional, project-specific tailoring of these presentations beyond what a pure ER domain model can express.

6) *Differentiated access control:* In order to address a range of projects, configurable policies are needed to allow different mixtures of public, authenticated but read-only, and authenticated read-write access. These different policies must be applicable in a fine-grained way, so that multiple classes of assets and metadata can be managed in one project and given different access policies.

As a stable repository resource, the FaceBase hub receives data submissions from contributing spokes. The hub curates and integrates these disparate data products to provide three tiers of repository data access: public metadata and thumbnail imagery to advertise the data resource; login-protected online data requiring acceptance of a data-use agreement; and offline human subjects data protected by IRB and strict data distribution methods.

The CIRM microscopy core receives physical specimens from client biologists and provides a slide scanning service, making resulting digital imagery available to each corresponding slide owner. The core staff manage this ongoing acquisition process, curating metadata and bulk storage. The ongoing GUDMAP collaboration studies a predefined set of images and produces micro-anatomy annotations and other curated byproducts, giving different levels of read or read-write access to images, image metadata, and other byproducts depending on user role.

The GPCR data are generated from three different sites in disparate locations. Only the lab members associated with the site performing the experiment are allowed to create or update subsequent data along the experimental workflow. In addition to data sharing among the three sites, a subset of data must be shared across the distributed consortium as well as the broader scientific community, all according to the consortium data sharing policy and user roles.

The Synapse project involves a small, multidisciplinary team including individuals from several labs. These few individual members have full access to embargoed data.

III. ERMREST

To address these application requirements, ERMrest provides a relational metadata store as a web service. It exposes multiple *catalogs*, each with its own *access-control* lists (ACLs), *ER model*, and *content* following that model. Unlike many data-management solutions which are designed or deployed with *a priori* knowledge of the data model, ERMrest continuously adapts to the catalog model, providing model-driven interfaces.¹ With this approach, we eliminate redundancies in data modeling and data model seepage at multiple levels of the traditional Web application stack. We enable users to create and evolve data models which represent the semantic concepts in their domain, without the typical slow cycle of product updates involving user feedback, new development, and database schema migrations.

Our interface design approach can be summed up as “keep simple things simple, and make complex things possible.” We want to support idioms common to web services, clients, scripts, and programming models. We prefer a rich set of web resources, over which conventional HTTP methods can be used from even trivial clients, using straightforward content representations such as Javascript Object Notation (JSON) and comma-separated values (CSV).

¹The current ERMrest research software, based on PostgreSQL, understands many common SQL data definition concepts. But, it is not capable of handling completely arbitrary schemas using the full PostgreSQL object-relational repertoire.

A. Technical Goals and Scoping

1) *Meaningful URLs*: We consider it acceptable or even desirable for client programmers to induce new URLs based on an understanding of the server’s resource space. We do not expect our typical clients to exhaustively crawl a connected set of representations to find every URL they might need to visit. However, we also recognize the value of linked data and consider it useful and important for URLs to be created, discovered, exchanged, stored, and later accessed. We aim to have well-behaving URLs to reference ERMrest resources, and domain-specific ERMs may of course embed URLs in their entity data. When ERM concepts or content are encoded in URLs, we want simple, human-readable URL formats to facilitate developer and user comprehension. However, we also want rigorous formats to handle arbitrary concept and data values which may include challenges such as punctuation, whitespace, and non-ASCII characters.

2) *Collaborative Data Architecture*: We aim to directly connect users and user-agents to mutable storage services without the interposition of bespoke application servers. To this end, the individual storage services must understand and enforce fine-grained authorization directly in terms of end user identity, attributes such as group membership, and access control policies associated with the managed data resources. Simultaneously, clients must be aware of the basic rules of engagement for collaborative storage and tolerate storage state configurations which can be produced by other members of the collaboration.

3) *Long-tail Scalability*: Our target audience is not mass consumer applications where hundreds of thousands to millions of clients need access to the same data sets or database. Rather, our audience straddles the “long tail” of e-Science [8], where many small collaborations may each involve merely dozens of data-producing clients, dozens to hundreds of data-consuming clients during the active phases of research, and an unknown number of casual or single-use data-consuming clients in later, passive phases of scientific libraries and archives. It can be said that much science data is “written once and read never,” but the value is in being able to find the subsets of data worth revisiting, and this will rarely be known at the time of acquisition.

Therefore, where ERMrest needs scaling is in the number of small, project-specific catalogs, each with a viable content model that simplifies collaboration and data discovery for that team. It is not geared to support massive catalogs where the bulk of science data is the catalog content itself, i.e. large-scale measurement data encoded directly in relational tables, or where the relational data requires non-trivial statistical analysis. To serve the long tail of projects, we require the same software stack to support many projects without a developer modifying the service as each project’s content model evolves.

4) *Full Lifecycle Support*: We intend to support the full lifecycle of scientific data including early experiment design; early and production data acquisition; ad hoc and repeated analyses; and publication. This flexibility demands: configurable access controls; an ERM which can evolve throughout the project lifetime; and rich content access interfaces, capable of supporting incremental update and retrieval as well as bulk search. A single catalog should be able to support a mixed

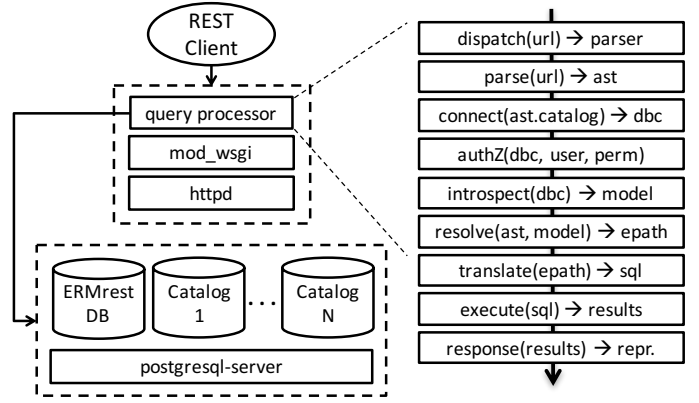


Fig. 1. ERMrest service is a model-driven web service implementing multi-tenant catalogs as separate PostgreSQL databases, each with a domain-specific entity-relationship model. RESTful interfaces support catalog, model, ACL, and data creation, retrieval, update, and deletion.

load of ongoing research, including embargoed data, while also exposing final data to a wider audience. However, it should also be practical to split data into separate catalogs or service instances or to export data to publishing systems.

5) *Data Portability*: We also recognize that projects often have changes in direction, funding, and priorities which force technology change. We therefore wish to mitigate the scientists’ risk and worry that data become captive to a system in need of replacement. Through the use of standard ERM concepts and standard tabular data encodings, we can ensure that raw data is easily exported via the web interface. While implementing client-visible ERM concepts in our service, we also wish to allow a project administrator to intervene directly in the backing data store. This can allow one to export the full catalog (including model); to bypass limitations of our service interface for more exotic data access modes; or to customize the catalog ERM in ways not possible through the current web resources. We consider such data portability to be essential for long duration stewardship, and therefore a critical part of any scientific data management methodology.

B. HTTP Interface and Semantics

We use an attribute-based naming style to structure URLs in our interface. This means that domain concepts such as table names or entity keys will appear in URLs. We also follow a strict reading of the URL encoding rules [9]. We use *reserved characters* (mostly punctuation characters) as syntax in the URL. We require these special characters to be “percent-encoded” when appearing as regular data not meant as ERMrest syntax. This permits arbitrary Unicode content within atomic elements of the URL, yet reads very simply for common instances using plain ASCII content. We also support complementary web standards including content-negotiation and opportunistic concurrency control.

1) *Catalog Management*: To support multi-tenancy with differentiated access control, we expose catalog management as a top-level resource `/ermrest/catalog/` where a POST method can create a new catalog. Each new catalog has a brief document representation and its own URL, e.g. `/ermrest/catalog/1`, supporting the DELETE operation

to retire it. The catalog document includes its current ACLs, which are also exposed as sub-resources, each having their own URL for direct management.

2) *ERM Management*: To support domain models, the catalog ERM is exposed as another hierarchical document structure at a sub-resource inside each catalog, e.g. `/ermrest/catalog/1/schema`. A number of kinds of sub-resource (each instance having its own URL) are used to manipulate the ERM incrementally:

Schema	A namespace within a catalog.
Table	A table defined within one schema.
Column	A column defined within one table.
Key	A uniqueness constraint on one table.
Foreign Key Reference	An “outbound” reference constraint from one table to a key in the same catalog.
Comment	A short, human-readable string can document various model elements.
Annotation	Machine-readable documents can augment various model elements for semantic enhancement.

All model resources support GET, while very few support PUT for mutation. Instead, resources support DELETE to prune out elements and containers support POST to introduce new sub-resources. Entire sub-trees of resources can be created en masse, e.g. a table with all its columns and constraints or a schema with multiple tables can be sent in a single POST.

New tables are always specified without data content, and separate resources must then be manipulated to load entity data. Deletion of a table or column from the ERM also causes all of its associated data content to disappear.

3) *ERM Annotations*: Our model annotation mechanism allows semantic enhancement of pure ERM concepts. Schemas, tables, columns, keys, and foreign key references each bear an annotation container. The payload documents are keyed to distinguish different kinds of annotation on the same model element, using URIs to manage key collisions. An annotation is a statement about the annotated model element, and the key and payload are akin to a predicate and object, respectively. Anyone may invent new kinds of annotation and assign a key URI using any URI naming scheme for which they have naming authority. In practice, we specify small, single-purpose annotations using `tag: URIs` [10] and each defines very simple payload which our custom clients can pick and choose to support.

The payload must be a valid JSON document which could be as simple as `null`. A client may interpret any annotation they recognize and should ignore any they do not understand or which they do not care to observe. ERMrest does not interpret annotation payload but merely stores and distributes them to help coordinate clients wishing a shared understanding beyond the purely structural ERM rules.

4) *Catalog Content*: To support rich data access for both incremental access and bulk search, the catalog data content is exposed through a set of *access mappings* which apply to the same catalog under different URL prefixes. Each access mapping defines a particular attribute-based naming syntax for

URLs, naming a family of data resources. The different access mappings provide overlapping access to the same mutable catalog store, in essence providing aliased URLs suitable for different client use cases.

Each ERMrest data URL denotes a *tabular data set*. Each URL selects the catalog; selects the access mapping; *navigates* tables and foreign keys of the ERM as a join product; sets a *target table* and *projection*; optionally indicates *data filters*; and optionally indicates *page position*. These concepts are explored in more detail below.

5) *Navigation and URL Structure*: A path-like notation is used in data URLs to express joins and filters as a kind of “drill-down” from one table to another. Consider a few illustrations (each extends the previous when appended):

```
/ermrest/catalog/1/entity/Subject
  The entities from the Subject table;
.../id=17
  ...but only where id is 17;
.../Image
  ...instead returning entities from Image which are
  related to the Subject entity by foreign key;
.../acquired::gt::2016-01-28
  ...but only where acquired date is more recent
  than 2016-01-28;
...@sort(acquired::desc::,id)
  ...sorted by acquired date (descending), with
  id to break ties;
...@after(2016-02-24,15)
  ...only for records following stream position
  (2016-02-24,15) for paging;
...?limit=20
  ...limit the page to 20 entities;
...&accept=csv
  ...demand CSV output, e.g. for bookmarks.
```

The preceding entity-set with join, filters, and page position would then have this complete URL (wrapped to fit):

```
/ermrest/catalog/1/entity/Subject/id=17\
/Image/acquired::gt::2016-01-28@sort(ac\
quired::desc::,id)@after(2016-02-24,15)\
?limit=20&accept=csv
```

Because the `entity` API provides a whole-entity resource mapping, no projection syntax is included, and the denoted set will include all columns of the `Image` target table.

6) *Filter Predicates*: To support both bulk search and simple incremental row access, data URLs can express filters where each filter predicate can compare a column instance to a constant value. We support equality and inequality operators, an is-null operator, and several text-pattern operators.²

Negation, nesting parentheses, and both disjunctive and conjunctive logical combinators allow arbitrary boolean func-

²We expose underlying database primitives for *regular-expression* matching, which also supports substring match, and *text search vectors* which use a natural language parser and dictionary for word-stemming and synonym resolution. We also expose a special wildcard column name `*` which allows text-pattern operators to search all text-like columns of an entity at once, rather than having to express disjunctive predicates repeating the same operator and constant pattern for many columns.

tions to be expressed as denormalized expression trees or conjunctive/disjunctive normal form. The filter function is evaluated over the path as a whole, so as with SQL, each member of the join product must satisfy the entire filter expression to avoid being excluded from results.

7) *Structural Search*: To support bulk searches, the path-like syntax introduced above can be used to join tables in a chain of pair-wise joins. At each stage, the preceding *path context* is the table instance used for resolving filters or further joins. The final path context is the target table for projection in retrieval methods or determining the target of mutation methods. Using more elaborate URL syntax, more complex join-tree expressions permit *structural search*, where the denoted entities are filtered by a sprawling join pattern which reaches into different parts of the ERM simultaneously. This more explicit join syntax allows one to choose among multiple alternative foreign key reference constraints by calling out their key or foreign key endpoints; to configure outer join variants instead of the default inner join; and to join new table instances to any ancestor of the path rather than only the immediate parent element.

As a result, many “conjunctive” or “select-project-join” queries can be encoded directly as data URLs. However, we do not allow arbitrary join conditions, limiting the user to inner and outer joins based on navigation of foreign key reference constraints in the ERM.

8) *Projection and Aggregation*: The `entity` mapping has implicit projection of all columns in target table. Other mappings require explicit projection clauses at the end of the path. These clauses express a list of column instances, with optional syntax for: assigning an external alias to rename columns in the external representation; qualifying column names with a table instance alias to project columns from any element of the query path other than the final path context; or aggregate functions to compute simple value reductions like counts, min/max, or array aggregation. As a convenience, bare columns may also be used in an aggregate projection context, in which case a representative value is arbitrarily chosen from one of the rows prior to reduction. For grouped aggregations, we split the projection into two parts: the group-key columns and the optional columns subject to aggregate reduction or aggregate update.

9) *Mutation not Quite RESTful*: We aim to avoid the “anti-pattern” of remote-procedure call over HTTP, where arbitrarily stateful operations are tunneled through an opaque service endpoint. However, providing pragmatic, fine-grained access to relational storage requires some compromise. It is impractical to retrieve, edit, and submit entire tables full of data for every update; it is likewise impractical to require one HTTP request per row for actions involving many rows.

Every tabular data set may be retrieved or deleted using the GET and DELETE methods, respectively. Only a small subset of possible data URLs support PUT or POST methods to apply new content. Our mutation methods are not purely RESTful. They each manipulate a set of rows in the underlying ERM storage through the access mapping, and side-effects are visible through every data URL which overlaps the targeted content. It is perhaps more accurate to think of each data URL as representing a “query” resource, the results of which can be

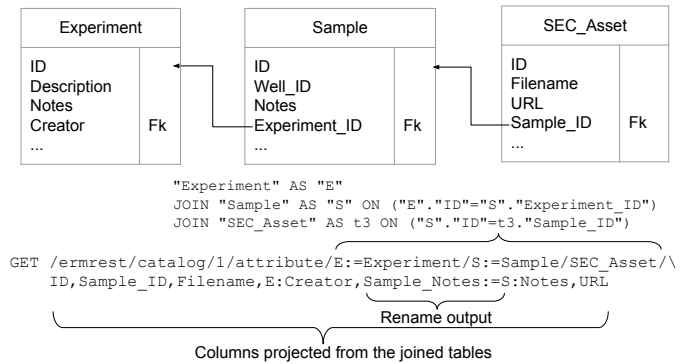


Fig. 2. Structured query example with two joins and an attribute projection including columns from all three tables in the depicted entity-relationship model.

retrieved or used as input to a server-side mutation operation which may merge further data supplied as input from the client.

Data URLs do not transition to “not found” status after deletion, but merely begin to denote the empty set after their matching entities or attributes are deleted. Our PUT, POST, and DELETE methods correspond more accurately to a PATCH method with different flavors of patch instruction, merging some user-designated set into the relational store. All operations express bulk, tabular access rather than having one HTTP request per target entity. We think these patch-based access methods are important for any web-based relational store, but we remain open to reformulating their surface syntax to better conform to web standards in the future.

C. Relational Data Mappings

For simplicity, ERMrest always uses data formats capable of representing a sequence of tuples, even if the particular named data resource is a degenerate case with set cardinality of one (single tuple) or zero (empty set). Because we always return sequences, an empty set is considered valid and will be retrieved with a successful 200 OK status code. Simple content-negotiation allows clients to choose between two main tabular data representations. With `application/json`, a JSON array of objects represents a sequence of tuples with named column values. With `text/csv`, a CSV document specifies header row and zero or more data rows. As suggested previously, we support multiple data access mappings in the URL space of the catalog:

1) *entity*: Set of whole entities of one table. Supports insertion, retrieval, update, and deletion of whole entities from that table. For retrieval and deletion, supports filtering which may include contextual information from relational joins.

2) *attribute*: Set of partial entities of one table. Supports retrieval and deletion of attribute content. Deletion of attributes means the *clearing* of individual columns in existing entities but never inserts nor removes entities from the target table. Supports filtering which may include contextual information from relational joins. For retrieval, the projected content may also include contextual information from the same relational joins.

3) `attributegroup`: Set of tuples reduced by group aggregation and projected from one table or join. Supports retrieval and update of grouped attribute content. For retrieval, supports filtering and projection which may include contextual information from relational joins. Projections include group keys and may include computed aggregates. For update, group keys are used to correlate existing entities in the target table with tuples in the supplied input representation, and projections are used to assign further input columns to target columns. Each input tuple represents one update group where the matching entities in the target table receive the same column updates.

4) `aggregate`: A set of exactly one tuple reduced and projected from a table or relational join with or without filtering predicates. The single member of the set represents the whole aggregate.

D. Data Retrieval Examples

Using the query-language features described above, we can formulate a number of example URLs and retrieval scenarios. Consider the three-element ERM depicted in Figure 2. Using this model, we can retrieve one `Sample` entity:

```
GET /ermrest/catalog/1/entity/Sample/ID=5
```

A more complex retrieval URL is depicted in Figure 2 itself. Rather than considering only one table and a constraint on the primary key `ID` column, all three tables are joined and no filters are present. The query represents one row per `SEC_Asset` but projects columns from all three tables.

Using outer joins, we could find experiments lacking samples:

```
GET /ermrest/catalog/1/entity/S:=Sample\  
/right(Experiment_ID)/S:ID::null::
```

which corresponds to this equivalent SQL:

```
SELECT t2.*  
FROM "Sample" AS "S"  
RIGHT OUTER JOIN "Experiment" AS t2  
ON ("S"."Experiment_ID"=t2."ID")  
WHERE "S"."ID" IS NULL;
```

E. Concurrency, Transaction, and Update Model

Each web request is performed under transaction control and represents an atomic interaction with the catalog. A client may order a sequence of requests to different resources and be sure that they have been committed in that order, but must cope with failures on each individual request. There is no direct support for multi-request transactions, two-phase commit protocols, etc.

We synthesize a monotonic catalog version for the HTTP `Etag` response header and internal model cache management. The entity tag is also recognized in `If-Match` and `If-None-Match` headers to support opportunistic concurrency control. We use internal state-tracking tables to know what version the catalog is at. Any direct, local access to the backing SQL database must inform `ERMrest` of changes

by invoking special stored procedures which manipulate these tables.

F. Implementation

The service is written in the Python language using the `web.py` (www.webpy.org) web framework, and is hosted in the Apache web server via `mod_wsgi` daemon processes. It uses PostgreSQL databases to back each catalog. A simple registry tracks all provisioned catalogs and their backing database connection parameters. We also add a hidden database schema, `_ermrest` in each catalog database to store management state. The system architecture is depicted in Figure 1.

1) *Access Control*: We integrate with a web-based identity and attribute provider to get web client identity and group membership. We implement access control at the catalog level in the service logic, using ACLs stored in the management schema within the catalog so that policy, model, and data are consistently under transaction control. We pass down client authentication context as trusted SQL session parameters, allowing the backing database to enforce row-level security policies which can differentiate individual web users. This policy feature is being experimentally validated in several pilot projects and will likely be extended web-based management features in future revisions.

The request processing flow is dispatched to one of two daemon containers. One handles all ERM-related requests with a SQL access role which manipulates backing databases and schemas on the fly. The other handles all bulk data requests with a less privileged SQL access role. This second role owns SQL views and is granted permission to access tables but is not their owner. This split-role configuration enables the desired effect where row-level policies can automatically filter all stored data access according to web client role.

2) *Catalog Scalability*: We do not see PostgreSQL as a significant bottleneck. Small catalogs perform admirably even on very modest server hardware. In our experience, large data volumes for scientific research usually involve many, large bulk data assets and require significant investment in object storage infrastructure. Projects encounter limits to how much they are willing to spend on terabytes to petabytes of bulk object storage, while their metadata requirements can still easily be solved by a commodity server running `ERMrest`, with room to grow through basic server upgrades.

At the extreme long-tail end of the spectrum, `ERMrest` multi-tenancy allows many catalogs in a single server instance. This allows the packing of the maximum number of catalogs into the least hardware resources, while still allowing for an independent data model for each catalog. At its limits, `ERMrest` will begin to exhaust the system resources needed to sustain a pool of active database connections capable of simultaneously using many database catalogs with low latency.

However, with its completely open source software stack, the entire solution is easily virtualized, with one catalog per server. This approach allows essentially arbitrary scale-out to a world full of small collaborative projects, where each project can fund its own quite small instance of the service stack operated either on their own colocated physical hardware, their own virtualized server platform, or on cloud hosting.

We operate the majority of our scientific data management projects in single-project virtual servers, including ERMrest, a static web server to host GUI applications and static HTML pages, and a companion object store all behind a single vanity domain name specific to that project. This approach also benefits our full lifecycle objectives, as it becomes much easier to prototype, operate, hand-off, or even retire a project-specific storage environment on a rolling schedule.

3) *SQL Catalog Customization*: For many projects, we apply some customization to the catalog database using local SQL mechanisms. ERMrest maps each visible ERM element to a corresponding SQL element such that local SQL access is complementary to web-based access. This includes directly applying user-specified table and column names, column types, and data-integrity constraints. We exploit this as a vehicle to explore new design ideas and to evaluate collaboration features before they find their way into the web service design. This is a *trusted interface* not managed by the same web-based access control policies.

The most common enhancements fall into three main categories: the application of PostgreSQL-native *row-level security* policies; SQL *triggers* to compute certain column values and protect some as write-once, e.g. for managing accession identifiers; and SQL *views* to express certain denormalized presentations and group roll-ups which are generally useful as dashboards for graphical clients or status representations for workflow clients.

4) *Exposing SQL Views*: To permit ERM customization, we expose each view as a read-only table and provide an ERMrest-specific mechanism of *pseudo-constraints* to connect such views into the model, declaring uniqueness or referential integrity properties which we know the views obey.³ Thus, our normal ERM navigation features can extend to such SQL views and all model-driven client tools can exploit the view. This is an escape-hatch for problems too awkward to solve otherwise. At the time of writing, such SQL views require local administrative access to create.

Web-managed views are an interesting topic, both to offer this ability to less trusted clients and as underpinnings for asynchronous query interfaces. An asynchronous query would create a pseudonymous view which can then be accessed page by page using our normal synchronous retrieval interfaces. Such queries should support richer query languages and avoid length limitations inherent in mapping query structure to URL structure. We have deferred implementing remote view management while we debate expressiveness versus safety for less skilled or less trusted clients. We continue to gather use-case requirements to help guide this decision process.

IV. ERMREST ECOSYSTEM

ERMrest enables an ecosystem of tools and methods. Here we describe asset storage, graphical interface, and automated agents which all contribute to the solution space.

³It is the modeler's responsibility to declare accurate pseudo-constraints or encounter confusing query behaviors. The system makes no attempt to analyze view definitions and prove the correctness of the declared constraints nor to test whether view results satisfy the constraints at run-time.

A. *Hatrac: Object Store*

Hatrac is simple object-store with the same end-user security integration used in ERMrest. Hatrac objects are file-like data elements which are atomically created, destroyed, or updated with new object-versions. It can use plain filesystem storage or proxy to Amazon S3 or compatible object stores. In either case, Hatrac provides a consistent service interface with end-user authorization for individual objects or namespace hierarchies. Hatrac is not directly dependent on ERMrest and vice versa. However, in all our deployments, both are typically deployed together to support sharing of assets and metadata.

B. *Chaise: Model-Driven GUI*

Chaise is a suite of graphical user interface applications for browsing, search, editing, creating, and exporting ERMrest catalog content via a web browser. Implemented in javascript and HTML5 technology, Chaise dynamically generates a user interface based on the ERM and data encountered in the catalog. Chaise provides an experience that revolves around entities and their relationships. We have explored *faceted search* and basic *text search* interfaces, using structured queries with joins and filter predicates. Search results are displayed as tabular data, providing navigation to entity-oriented views which present details of the entity as well as summaries of *related entities*. A user can browse and explore a linked web of human-friendly graphical application views isomorphic to the underlying relational catalog content.

Chaise recognizes a number of optional model annotations to allow the data modeler to customize presentation. For example, `tag:isrd.isi.edu,2016:visible-columns` supports ordered lists of columns to show in particular GUI display contexts, overriding the default model-driven presentation. Other annotations are used to describe content transforms, where entity data can be interpolated into an intermediate Markdown [11] fragment which is rendered into HTML and incorporated into the Chaise GUI. For example, one might render a navigable link using one column's value as anchor text and another as the destination URL.

C. *IOBox: Automated Agents*

IObox (a combined "inbox" and "outbox") is a family of automated user-agents for dynamic orchestration of data flow tasks. A user or instrument may place new files into an "outbox" directory so that the agent will automatically convey data to ERMrest and/or Hatrac. Likewise, the agent can retrieve data and leave copies in an "inbox" location where a user, instrument, or analysis pipeline can consume it.

IObox executes an event loop with configured rules. Data come from a configured event listener or by polling a filesystem location or catalog query. When data match a configured rule, a chain of handlers is invoked to process the data. Built-in handlers can extract metadata: from file names or paths; from existing ERMrest content; by computing file checksums; or from file content. Handlers can also compose or transform accumulated metadata, upload file data to Hatrac or other HTTP-based object stores, or add metadata to ERMrest.

Another kind of IOBox agent can connect to an ODBC-compatible database management server (e.g. Microsoft

SQLServer, MySQL, etc.) and export a set of user-specified query results in a portable serialization format. A complementary agent consumes this serialized export and loads content into an ERMrest catalog. These agents can be used for periodic extraction and replication of content from local lab-management systems to collaborative catalogs shared by multiple labs.

D. Condition-Action Processing

Many user-agents can integrate with ERMrest. In our pilot projects, we often see that there are natural parts of the ERM which already reflect stateful conditions for condition-action process planning. Idiomatic queries for expressing actionable conditions include: entities with certain coded state or quality-assurance values; entities with URL columns representing derived process results; outer-joins showing entities which lack certain relationships to other companion entities; or aggregated joins where certain heuristic thresholds can be applied to related entity counts. Arbitrary mixtures of users and user-agents can participate in condition-action processing. They can collectively monitor and advance the state of the shared storage by pushing in new scientific context, new asset references, and updates to asset metadata. This can include integration of third-party processing pipelines.

A simple approach to detecting an actionable condition is through a cron job that is scheduled to periodically query ERMrest and find data to process. By executing a task for each discovered entity and updating ERMrest to reflect new processing results, the cron job advances the state of the environment in a way visible to external observers and future iterations of itself. More sophisticated variants can maintain error-tracking fields in the ERM to allow limited retry or to flag failures for human intervention.

ERMrest can be configured to broadcast a *change notice* to an AMQP message exchange after each catalog update, alerting interested listeners that there may be new data. Rather than a stateless cron job, a persistent agent can efficiently interleave queries to ERMrest with blocking waits for these change notices. This allows low latency response to new conditions, without wastefully polling the catalog when content is quiescent.

V. APPLICATIONS

In Section II, we characterized the scientific data-management problem which we have generalized from a number of data-oriented collaboration experiences. In this section, we explore in more detail two of these applications and explain how ERMrest has helped each. The GPCR and synaptomics problems represent complex, distributed collaboration and early-phase exploratory research, respectively.

A. GPCR Consortium

G-protein-coupled receptors (GPCRs) play a critical role in a wide variety of human physiology and pathophysiological conditions. As a drug target, GPCRs are highly valuable but mechanistically poorly understood. As computational methods are limited, the best method to determine their structure is via X-Ray crystallography. A challenge is that the native form of the GPCR may not form a stable crystal, so many

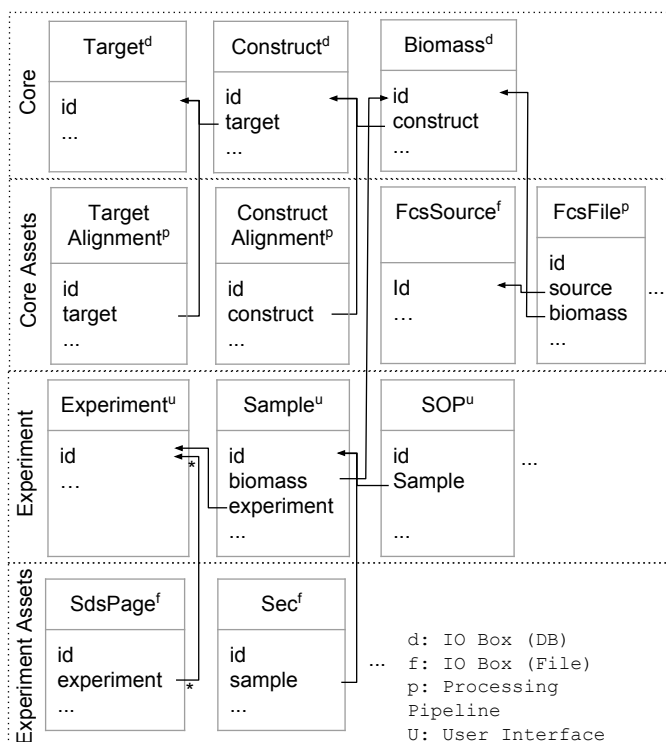


Fig. 3. Select elements of GPCR catalog model. From top to bottom, four tiers of entities and relationships have been added in phases: *core* protein concepts; *core assets* including alignment data; *experiment* metadata; and most recently *experiment assets* are now being incorporated into the shared repository.

slight mutations, called *constructs*, are designed and evaluated. For each construct, the protein is synthesized and expressed in mass through bacteria. The protein is then purified out of the bacteria, and evaluated for quality. If the protein is crystallized, the crystal will then be evaluated against high energy light sources, and finally have its structure determined by analysing the diffraction patterns. Various tests (assays) using techniques such as flow cytometry, chromatography, and gel electrophoresis images are used along the way to measure the quality, quantity and stability of the resulting proteins.

Partly due to the complexity of this process, the three dimensional structures are known for only 154 out of the 826 different GPCRs. Because of their importance, the GPCR Consortium, a distributed group of academic and industrial partners, has been formed to systematically evaluate a large number of GPCR structures. Typically, all of the data associated with the process is managed in an ad hoc fashion, often resulting in replicated experiments, lost data, and significant investigator overheads. Given the scale and distribution of the GPCR Consortium effort, this conventional approach to data management would pose a significant obstacle to the goals of the consortium.

Recognizing this challenge, the consortium has deployed a distributed solution based on ERMrest with the objective of organizing all consortium experiments and data. The heart of our solution is an evolving ERMrest catalog to track research products and pipeline state. Figure 3 illustrates essential parts of the catalog ERM comprised of four tiers of entity types and relationships developed in phases: A *core* ERM captures

the domain of GPCR targets, constructs, and biomasses; *core asset* metadata tracks alignment and flow cytometry data files; *experiment* metadata tracks additional processes; and most recently, *experiment asset* metadata is beginning to track chromatography and electrophoresis data files. Concurrent with these major phases of ERM expansion, we also engaged the early users to review and refine the elements within each tier.

All three academic sites have legacy databases with local construct design and production information. We use IObox relational export and import agents to maintain a harmonized, multi-site record of *core* entities in the shared catalog. For file-like experimental data such as flow cytometry (.FCS), chromatography (.CDF), or gel images (.JPG), disk-monitoring IObox agents are deployed at each site. The agents share the same general ingest pattern which is to check for filename pattern, e.g. GPCRUSC20161013SDS1_ABC123.jpg for a known experiment ID or UNKNOWN_ABC123.jpg for an unknown experiment ID. Files are automatically added to the shared object store and cross-linked with entities in ERMrest based on detected metadata. The Chaise GUI is used for entering experiment related metadata such as experiment design, associated samples, purification protocols, or chemical composition. Assets which were detected by IObox with unknown experiment context can be found by users using Chaise and augmented with metadata after the fact.

Multiple processing and analysis pipelines are integrated as condition-action sequences in cron jobs and persistent agents. In practice, a longer sequence is sometimes implemented as one script, triggered asynchronously by the initial condition and performing several idempotent steps. This allows efficient recovery from partial failures and performs complete tasks with fewer independent polling agents, as intermediate failures are all recognized as “incomplete” states which continue to match the triggering condition.

In the core model, constructs arrive without alignment data. A chain of condition-action steps, depicted in Figure 4(a), show how the storage resources transition from one state to another to fill in alignment data for a construct. Figure 4(b) depicts a coupled condition-action sequence which prepares an aggregated alignment of the target each time it receives a new construct alignment. We actually store hashes of alignments in the metadata catalog to efficiently express a “stale target” condition as a polling metadata query.

The FCS processing pipeline nests a set of simple condition-action sequences as idempotent sub-tasks in a larger bulk action. Figure 4(c) depicts processing of a multi-sample FCS file asset. The triggering condition is that the corresponding FCS source is “incomplete.” The bulk action includes expanding the file into constituent single-sample FCS files, each of which is further processed and summarized. The bulk action can restart multiple times, recognize already completed FCS file products, and continue working until completion.

Chaise is the main user interface for consortium data. We use a number of Chaise-supported annotations on the catalog model to customize data presentation, including adjustments to visible columns for certain GUI contexts, rendering of URLs and attributes as links in the web applications, and embedding content showing interactive visualization elements or thumbnail images. As described previously in Section II, GPCR data

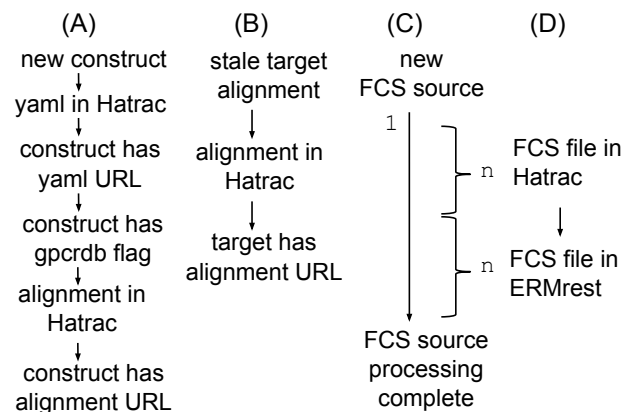


Fig. 4. GPCR condition-action processing pipelines. Observable data states are depicted as labeled *conditions*, while processing *actions* are implied as arrows transitioning from one state to the next: A) a new construct is aligned using a third-party service, gpcurdb; B) an aggregate alignment is maintained for each target, tracking its most recent construct alignments; C) a multi-sample FCS source file is processed in bulk, generating idempotent checkpoints for D) single-sample FCS file.

are subject to differentiated access controls, enforced by Hatrac and ERMrest to provide consistent policy enforcement for web browsers and any other networked clients.

Prior to our involvement, all consortium data was managed in an ad hoc fashion. Local site databases and networked storage appliances provided essentially all-or-nothing access only to local content with inconsistent file naming conventions, and most experiment metadata was locked in scientists’ personal notebooks. Our solution has introduced a consortium-wide catalog for capturing: core protein structure results; experiment and assay status across the protein determination workflow; and a viable system for sharing data according to the consortium data-sharing policy. Integrated acquisition, processing, and system state presentation GUIs have reduced the effort for users, increased visibility into workflow status, helped increase data quality, and freed up time for actual science.

The GPCR project has been in operation for 1.5 years. There are 928 targets including non-GPCRs, 23,240 constructs, 78,673 expressions, and 51,752 FCS assets in the system. We continue to expand the experiment data model tier to support protein purification and crystallization process and asset tracking, including new asset types such as chromatography data and gel electrophoresis images.

B. Mapping the Dynamic Synaptome

In 1894 Ramon Y Cajal first suggested that memories are formed by changes in synaptic connections, a view that is widely held by neuroscientists. Over the last 50 years, studies examining the behavior of individual synapses have not only demonstrated the presence of synaptic plasticity, but also elucidated some of its major properties and underlying mechanisms. However, it has not been possible to address the question of how information is mapped onto patterns of synapses across the brain, a prerequisite for understanding the connection between brain structure and behavior. What is needed are the means to measure the dynamic synaptome: a map of the strength, location and polarity (excitatory or

inhibitory) of synapses in a living organism at different points in time as they acquire new behaviors. In this project, we seek to address this fundamental question by creating a new high-throughput, scalable method that enables direct observation and mapping of the dynamic synaptome of the brain of a living organism.

Our paradigm closely couples three distinct technological advances: an innovative method for creating recombinant probes to label postsynaptic proteins *in vivo*, allowing synaptic strength to be assessed in living animals without affecting neuronal function; high-resolution, high-speed Selective Plane Illumination Microscopy (SPIM) to measure the 3D concentration of labeled postsynaptic proteins across the brain; and a nimble and intuitive platform and associated algorithms to drive high-throughput acquisition of protein concentration maps from 3D images, to convert these maps into a computable dynamic synaptome, and to follow the characteristics of synapses over time. We are developing new techniques in all three areas, and have developed an initial experiment protocol to explore elements of the pipeline, using 3D brain images and behavioral videos.

As for GPCR, we deployed an ERMrest catalog to track experiments and data for this project. Figure 5 illustrates essential parts of the system: zebrafish larvae are tracked as *subjects*; SPIM *images* and behavioral *movies* are collected from instruments; SPIM image *crops* are extracted for targeted brain regions; and analysis results are associated as asset URL and scoring metadata on both cropped images and behavior movies. The behavior movie analysis pipeline, depicted in Figure 5(C) is handled with condition-action automation similar to those in GPCR.

In this early-stage, exploratory work, the image cropping and image analyses Figure 5(D) are currently human-driven processes. In practice an interactive user queries or browses the catalog via the Chaise GUI to locate actionable data. They process associated raw data assets using workstation-based, interactive tools, and they submit cropped image and image analysis results as new files via an IObox agent, similarly to raw instrument data acquisition.

We use the Chaise GUI to collect metadata in lieu of laboratory notebooks or any other lab information management system. Modeled entities correspond directly to planned lab activities, and SQL triggers generate accession identifiers, which the user can easily transcribe to physical materials in the lab and embed in the names of files processed later by IObox agents. The preparation, imaging, and behavioral study on each larva takes several hours, and the experimentalist has plenty of time to record pertinent metadata.

Prior to this data-management system, our collaborators made use of local lab filesystems in instruments and networked storage appliances. We used a shared Dropbox folder to exchange early sample data between the three teams. With a half-dozen active participants, our project is a microcosm of the same data-management challenges seen in our larger national and international projects. The file sizes, file counts, and idiosyncratic naming conventions produced in early-phase research threatened to overwhelm and interfere with productivity. We find ourselves and our collaborators excited by the impact our ERMrest-based tools are having. By introducing these

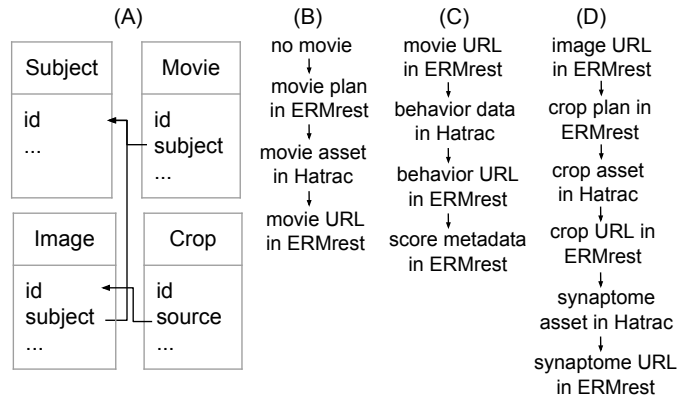


Fig. 5. Synaptome ERM (A) and condition-action sequence examples. The catalog represents pre-registered experiment plans entered by users prior to data-acquisition and processing: B) studies are entered into the catalog, acquired on an instrument, and handed to an IObox agent which stores the movie and adds the movie URL to the catalog; C) Movies are processed automatically and the resulting behavior data is likewise stored and registered, followed by a user reviewing the data and manually entering qualitative metadata; D) Eliding the image acquisition flow, a user operates a workstation to produce an image crop which is stored and registered via IObox, and then a user operates a workstation to detect and extract synaptome data from the image crop before it too is stored and registered.

data-sharing methods early, before we have even validated an experiment pipeline or produced any science results, we are accelerating the work; better organizing our data and activities to understand the status of novel experimental techniques; and evolving a data-management practice which, if we are successful, will also be at the core of this new high-throughput laboratory method.

VI. RELATED WORK

ERMrest can be viewed as a metadata system to support publication. Digital repository systems, such as DSpace [12] and Globus Publish [13], provide object and data collection level metadata, similar to the ERMrest-Hatrac combination. Digital repositories are primarily concerned with publication, as opposed to the discovery process itself where one’s understanding of the domain model may evolve considerably and hence these systems have very limited metadata models (e.g. without relationships) and don’t support model evolution nor support easy creation of multiple catalogs.

Other research has explored topics of integrated metadata catalogs with key-value models [14]; distributed metadata catalogs with key-value models [15]; and distributed relational database access underpinning metadata catalogs [16]. However, these catalog support a flat, per-asset description of data, and don’t support the structured models that ERMrest does, nor do they provide RESTful interfaces. Research on metadata catalogs has considered issues of flexible modeling [17], dynamic model generation and integration [18], and incorporating semantic representations [19] into metadata catalogs. We differ from this work in focusing on ER modeling as being more understandable by end users and integrating ERMrest into a RESTful web services architecture.

SQLShare [20] is a system that has many elements in common with ERMrest catalog including the concepts of schema evolution and incremental refinement. However, SQLShare

differs from our work in several significant ways. It focuses on SQL as the primary interface by which users interact and assumes that the data of interest is primarily stored in the SQLShare database. As a data-analysis platform, SQLShare treats data and derivations as a directed graph of diverging data sets, while ERMrest focuses on a convergent store for collaboratively-maintained, largely isochronous metadata. In essence, SQLShare manages a set of individual tabular data sets submitted either as data or as derivation queries, while ERMrest provides RESTful interfaces to incrementally manage a mutable store by modifying data content or adjusting its entity-relationship model.

More closely related is HTSQL [21] which also maps a relational query space to URLs, but focuses on query language rather than data-management service interfaces. Both systems offer a form of chained navigation with filters or other entity-selection notation to retrieve relational data. HTSQL provides a query language meant for humans, including conventional whitespace and punctuation-based tokenization with rich projection and aggregation syntax, attempting to compete with or replace SQL. By contrast, ERMrest offers queries meant for web client machinery, with tokenization rules closely aligned to URL encoding standards with navigation and filters as elements in a hierarchical URL path notation. ERMrest focuses on simpler classes of query relevant to implementing web-based data browsers and condition-action agents. Unlike ERMrest, HTSQL does not provide support for model introspection, model evolution, content update, nor differentiated access control, where individual rows may be visible to some clients but not others.

VII. CONCLUSION

We have summarized key design objectives and challenges faced in many scientific data management and collaboration problems, and we have introduced ERMrest, a web-based metadata catalog addressing these problems. We have presented ERMrest goals, design, and implementation, and described its ecosystem of client tools and companion services.

We described two applications which have benefited from adoption of ERMrest. The GPCR Consortium is a complex, internationally distributed collaboration with many active data-producers and consumers, already having a mature set of experimental processes but a mixture of different local laboratory data environments. The Mapping the Dynamic Synaptome project is an early-phase, multidisciplinary research project where the core science methodology is still being invented, and no existing experiment management process was known. Each project has successfully used ERMrest and its ecosystem of tools to configure a project-specific data-sharing environment which has accelerated their scientific work.

We have also described several possible areas for future work in ERMrest, including: web-based management for fine-grained access control policies within the ERM; web-based management of named views and asynchronous query resources; and refinement of the data access model to provide more compliant PATCH interfaces or other more RESTful renderings of tabular data mutation. ERMrest and ERMrest-based tools are open-source and are publically available on github (github.com/informatics-isi-edu/ermrest).

ACKNOWLEDGMENT

The authors would like to thank Serban Voinea for his contributions to ERMrest and IOBox development and Anoop Kumar and Alejandro Bugacov for their work on the GPCR project. We would also like to acknowledge our GPCR collaborators Mike Hanson, Jeff Sui, and Raymond Stevens. The work presented in this paper was funded by the National Institutes of Health under awards 5U54EB020406, 1R01MH107238-01, 5U01DE024449 and 1U01DK107350 and by the GPCR Consortium.

REFERENCES

- [1] G. Bell, T. Hey, and A. Szalay, "Beyond the data deluge," *Science*, vol. 323, pp. 1297–1298, 2009.
- [2] S. Kandel *et al.*, "Enterprise data analysis and visualization: An interview study," *IEEE Transactions on Visualization and Computer Graphics*, vol. 18, no. 12, pp. 2917–2926, 2012.
- [3] C. G. Begley, "Six red flags for suspect work." *Nature*, vol. 497, no. 7450, pp. 433–4, may 2013.
- [4] C. L. Borgman, "The conundrum of sharing research data," *Journal of the American Society for Information Science and Technology*, vol. 63, no. 6, pp. 1059–1078, 2012.
- [5] R. Schuler, C. Kesselman, and K. Czjakowski, "Accelerating data-driven discovery with scientific asset management," in *IEEE 12th International Conference on eScience*. IEEE, 2016.
- [6] —, "Data centric discovery with a data-oriented architecture," in *2015 Workshop on the Science of Cyberinfrastructure*, 2015.
- [7] R. T. Fielding and R. N. Taylor, "Principled design of the modern web architecture," *ACM Transactions on Internet Technology (TOIT)*, vol. 2, no. 2, pp. 115–150, 2002.
- [8] C. L. Borgman *et al.*, "Data management in the long tail: Science, software, and service," *International Journal of Digital Curation*, vol. 11, no. 1, pp. 128–149, 2002.
- [9] T. Berners-Lee, R. Fielding, and L. Masinter, "RFC 3986," *Uniform Resource Identifier (URI): Generic Syntax*, 2005.
- [10] T. Kindberg and S. Hawke, "The 'tag' URI Scheme," RFC 4151 (Informational), Internet Engineering Task Force, Oct. 2005. [Online]. Available: <http://www.ietf.org/rfc/rfc4151.txt>
- [11] S. Leonard, "Guidance on markdown: Design philosophies, stability strategies, and select registrations," Tech. Rep., 2016.
- [12] M. Smith *et al.*, "Dspace: An open source dynamic digital repository," Tech. Rep., 2003.
- [13] K. Chard *et al.*, "Globus data publication as a service: Lowering barriers to reproducible science," in *e-Science (e-Science), 2015 IEEE 11th International Conference on*. IEEE, 2015, pp. 401–410.
- [14] A. Rajasekar *et al.*, "iRODS primer: integrated rule-oriented data system," *Synthesis Lectures on Information Concepts, Retrieval, and Services*, vol. 2, no. 1, pp. 1–143, 2010.
- [15] B. Koblitz, N. Santos, and V. Pose, "The AMGA metadata service," *Journal of Grid Computing*, vol. 6, no. 1, pp. 61–76, 2008.
- [16] M. Antonioletti *et al.*, "The design and implementation of grid database services in ogsa-dai," *Concurrency and Computation: Practice and Experience*, vol. 17, no. 2-4, pp. 357–376, 2005.
- [17] E. Deelman *et al.*, "Grid-based metadata services," in *Scientific and Statistical Database Management, 2004. Proceedings. 16th International Conference on*. IEEE, 2004, pp. 393–402.
- [18] R. Tuchinda *et al.*, "Artemis: Integrating scientific data on the grid," in *AAAI*, 2004, pp. 892–899.
- [19] X. Wang *et al.*, "Semantic enabled metadata management in petashare," *International Journal of Grid and Utility Computing*, vol. 1, no. 4, pp. 275–286, 2009.
- [20] B. Howe *et al.*, "Database-as-a-service for long-tail science," in *International Conference on Scientific and Statistical Database Management*. Springer, 2011, pp. 480–489.
- [21] (2012) HTSQL web site. [Online]. Available: <http://www.htsql.org>