

Study of Λ polarization in relativistic nuclear collisions at $\sqrt{s_{\text{NN}}} = 7.7\text{--}200$ GeV

Iu. Karpenko^{1,2} and F. Becattini^{1,3}

¹ INFN - Sezione di Firenze, Via G. Sansone 1, I-50019 Sesto Fiorentino (Firenze), Italy

² Bogolyubov Institute for Theoretical Physics, Ul. Metrolohichna, 14-b, 03680 Kiev, Ukraine

³ Università di Firenze, Via G. Sansone 1, I-50019 Sesto Fiorentino (Firenze), Italy

the date of receipt and acceptance should be inserted later

Abstract. We present a calculation of the global polarization of Λ hyperons in relativistic Au-Au collisions at RHIC Beam Energy Scan range $\sqrt{s_{\text{NN}}} = 7.7\text{--}200$ GeV with a 3+1 dimensional cascade + viscous hydro model, UrQMD+vHLLLE. Within this model, the mean polarization of Λ in the out-of-plane direction is predicted to decrease rapidly with collision energy from a top value of about 2% at the lowest energy examined. We explore the connection between the polarization signal and thermal vorticity and estimate the feed-down contribution to Λ polarization due to the decay of higher mass hyperons.

PACS. 25.75.Ld Collective flow – 25.75.Nq Quark deconfinement, quark-gluon plasma production, and phase transitions

1 Introduction

Particles produced in relativistic heavy ion collisions are expected to be polarized in peripheral collisions because of angular momentum conservation. At finite impact parameter, the Quark Gluon Plasma (QGP) has a finite angular momentum perpendicular to the reaction plane and some fraction thereof may be converted into spin of final state hadrons. Therefore, measured particles may show a finite mean *global* polarization along the angular momentum direction.

Early estimates of this effect [1] were based on the general idea that polarized quarks in the QGP stage of the production process would eventually give rise to polarized hadrons, making it possible to predict qualitative features of the final hadrons polarization. It was then proposed [2,3] that polarization can be calculated assuming that the spin degrees of freedom are at local thermodynamical equilibrium at the hadronization stage in much the same way as the momentum degrees of freedom. In other words, polarization can be predicted finding the appropriate extension of the familiar Cooper-Frye formula to particles with spin. A specific derivation was presented in refs. [2,4] where it was pointed out that the hydrodynamical quantity steering the polarization is the *thermal vorticity*, that is (minus) the antisymmetric part of the gradient of the four-temperature field $\beta = (1/T)u$ where T is the proper temperature and u the hydrodynamic velocity:

$$\varpi_{\mu\nu} = -\frac{1}{2}(\partial_\mu\beta_\nu - \partial_\nu\beta_\mu) \quad (1)$$

Particularly, the first-order expansion of the polarization in terms of thermal vorticity was obtained in ref. [4] for hadrons with spin $\frac{1}{2}$ (lately recovered with a different method in ref. [5]), yet its extension to higher spins could be derived from the corresponding global equilibrium expression [2].

This theoretical work made it possible to make definite quantitative predictions of global Λ polarization in nuclear collisions from hydrodynamic calculations, with a resulting mean value ranging from some permille to some percent [6,7,8], with an apparently strong dependence on the initial conditions, particularly on the initial longitudinal velocity field. Calculations of vorticity in relativistic heavy ion collisions - which could be then turned into a polarization map - were also recently presented in ref. [9,10]. To complete the theoretical overview on the subject, it should be pointed out that different approaches, as well as additional mechanisms, to the Λ polarization in relativistic nuclear collisions were proposed in refs. [11,12,13,14,15].

From the experimental viewpoint, while the early measurement by the STAR experiment in Au-Au collisions at $\sqrt{s_{\text{NN}}} = 200$ GeV [16] only set an upper limit on the Λ polarization of 0.02, a first strong evidence of non-vanishing global polarization showing the predicted features within the hydrodynamical model (orthogonal to the reaction plane, equal sign for particle and antiparticle) has been recently reported by the STAR experiment [17,18] at the lower energies of the RHIC Beam Energy Scan (BES), with a top value at the lowest energy point $\sqrt{s_{\text{NN}}} = 7.7$ GeV of some percent.

This finding certainly opens a new direction in the physics of Quark Gluon Plasma and relativistic heavy ion collisions and, in the short run, calls for new numerical calculations of thermal vorticity and Λ polarization in the BES energy range, what is the primary purpose of this work. As has been mentioned, previous quantitative estimates of Λ polarization in hydrodynamic models vary from some permille to some percent, with strong dependence on the collision model and, specifically, on the hydrodynamic initial conditions. In [6], simulation of non-central $\sqrt{s_{\text{NN}}} = 200$ GeV Au-Au collisions at RHIC with initial state from Yang-Mills dynamics followed by a 3 dimensional ideal hydro expansion implying an initial non-vanishing space vorticity vector [19] resulted in polarization of low- p_T Λ of few percent magnitude, parallel to the direction of total angular momentum of the fireball, whereas for few GeV p_T it reaches about 8%. In ref. [7], at the same collision energy, a 3-dimensional hydrodynamic expansion with initial state from optical Glauber model with parametrized space-time rapidity dependence chosen to reproduce the momentum rapidity distributions of hadrons and directed flow results [20] resulted in much lower values of polarization: about 0.2% for low- p_T Λ and up to 1.5% for the longitudinal (along the beam) component of polarization of high- p_T Λ . In a recent work [8] an event-by-event 3-dimensional viscous hydrodynamics with initial state from AMPT model results in similar few permille average global polarization for A+A collisions at $\sqrt{s_{\text{NN}}} = 62.4, 200$ and 2760 GeV and the correlation of polarizations of Λ pairs is studied.

Herein, we present the simulations of Au-Au collisions at the RHIC BES energies, $\sqrt{s_{\text{NN}}} = 7.7 \dots 200$ GeV using a 3-dimensional viscous hydrodynamic model vHLLE with initial state from the UrQMD model. Such hybrid approach coupled to final state UrQMD has been tuned to reproduce the basic hadron observables in relativistic heavy ion collisions, that is (pseudo)rapidity and transverse momentum distributions and elliptic flow coefficients. We calculate the polarization of Λ hyperons produced out of the fluid (so-called thermal Λ). Besides, we estimate, for the first time, the contribution to the Λ polarization stemming from the decays of likewise polarized Σ^0 , $\Sigma(1385)$, as well as other Λ and Σ resonances up to $\Sigma(1670)$.

The paper is organized as follows: in Section 2 we briefly describe the model used to simulate nuclear collisions in the examined energy range; in Section 3 we summarize the main definitions concerning spin and polarization in the relativistic regime, as well as the used formulae to calculate the polarization; in Section 4 we present the results for the polarization of Λ baryons in Au-Au collisions at BES energies and discuss their interpretation in terms of vorticity patterns in the hydrodynamic expansion; in Section 5 we estimate the corrections due to the resonance decays. Conclusions are drawn in Section 6.

2 Nuclear collision model description

The full cascade+viscous hydro+cascade model used in our studies is described in detail in ref. [21], herein we only

summarize its main features. At lower collision energies the colliding nuclei do not look like thin ‘‘pancakes’’ because of weaker Lorentz contraction; also, partonic models of the initial state (CGC, IP-Glasma) gradually lose their applicability in this regime. The longitudinal boost invariance is not a good approximation anymore, therefore one needs to simulate a 3-dimensional hydrodynamic expansion. Such considerations motivate us to choose UrQMD model to describe the dynamics of the initial state from the first nucleon-nucleon collisions until a hypersurface of constant Bjorken proper time $\tau = \sqrt{t^2 - z^2} = \tau_0$ to provide a 3 dimensional initial state for subsequent hydrodynamic stage¹. For most of the collision energies, the value of τ_0 is chosen to correspond to an average time when the two incoming nuclei have passed through each other, $\tau_0 = 2R/(\gamma v_z)$.

At the $\tau = \tau_0$ hypersurface the transition to a fluid description occurs: energies and momenta of particles crossing the hypersurface are distributed to the hydrodynamic cells around the positions of particles according to a Gaussian profile. The contribution of each particle to a fluid cell $\{i, j, k\}$ is given by:

$$\left\{ \Delta P_{ijk}^\mu, \Delta N_{ijk}^0 \right\} = \left\{ P^\mu, N^0 \right\} \cdot C \cdot \exp \left(-\frac{\Delta x_i^2 + \Delta y_j^2}{R_\perp^2} - \frac{\Delta \eta_k^2}{R_\eta^2} \gamma_\eta^2 \tau_0^2 \right). \quad (2)$$

where Δx_i , Δy_j , $\Delta \eta_k$ are the differences between particle’s position and coordinates of the center of the hydrodynamic cell $\{i, j, k\}$ in the transverse plane and space-time rapidity, R_\perp and R_η are the coarse-graining (smearing) parameters and $\gamma_\eta = \cosh(y_p - \eta)$ is the longitudinal Lorentz factor of the particle as seen in a frame moving with the rapidity η ; the normalization constant C is calculated in order to conserve energy/momentum in this transition.

With such initial conditions the 3-dimensional viscous hydrodynamic evolution in the Israel-Stewart formulation starts, which is numerically solved with vHLLE code [22]. In particular, we work in Landau frame, and neglect baryon and electric charge diffusion currents. Whereas the bulk viscosity is set to zero, $\zeta/s = 0$, for the shear-stress tensor $\pi^{\mu\nu}$ the following evolution equation is solved:

$$\langle u^\gamma \partial_{;\gamma} \pi^{\mu\nu} \rangle = -\frac{\pi^{\mu\nu} - \pi_{\text{NS}}^{\mu\nu}}{\tau_\pi} - \frac{4}{3} \pi^{\mu\nu} \partial_{;\gamma} u^\gamma, \quad (3)$$

where the relaxation time of the shear-stress tensor is set to $\tau_\pi = 5\eta/(Ts)$, the brackets denote the traceless and orthogonal to u^μ part of the tensor and $\pi_{\text{NS}}^{\mu\nu}$ is the Navier-Stokes value of the shear-stress tensor.

Finally, we set the transition from fluid to particle description (a.k.a. *particlization*) to happen at a certain energy density $\epsilon = \epsilon_{\text{sw}}$. The elements of particlization

¹ Choice of initial hypersurface $\tau = \tau_0$ and τ as an evolution parameter at the fluid stage is made to keep the applicability at higher end of the BES region, where nuclei start to look like thin pancakes.

$\sqrt{s_{\text{NN}}}$ [GeV]	τ_0 [fm/c]	R_{\perp} [fm]	R_{η} [fm]	η/s
7.7	3.2	1.4	0.5	0.2
8.8 (SPS)	2.83	1.4	0.5	0.2
11.5	2.1	1.4	0.5	0.2
17.3 (SPS)	1.42	1.4	0.5	0.15
19.6	1.22	1.4	0.5	0.15
27	1.0	1.2	0.5	0.12
39	0.9*	1.0	0.7	0.08
62.4	0.7*	1.0	0.7	0.08
200	0.4*	1.0	1.0	0.08

Table 1. Collision energy dependence of the model parameters chosen to reproduce the experimental data in the RHIC BES range: $\sqrt{s_{\text{NN}}} = 7.7 - 200$ GeV. An asterisk denotes the values of starting time τ_0 which are adjusted instead of being taken equal to $2R/(\gamma v_z)$.

hypersurface Σ are computed in the course of hydrodynamic evolution by means of the CORNELIUS subroutine [23]. To calculate basic hadronic observables, the Monte Carlo hadron sampling at the particlization surface is performed using basic Cooper-Frye formula with standard quadratic ansatz for the shear viscous corrections. The sampled hadrons are fed into UrQMD cascade to calculate the final state hadronic interactions.

It has been shown in ref. [21] that in such a model it is not possible to reproduce the basic bulk hadronic observables - (pseudo)rapidity distributions, transverse momentum spectra and elliptic flow coefficients - simultaneously in the collision energy range $\sqrt{s_{\text{NN}}} = 7.7 \dots 200$ GeV if the parameters of the model (except the hydro starting time τ_0) are fixed to constant values. However, a reasonable reproduction of the experimental data has been achieved when the parameters of the model were chosen to depend monotonically on the collision energy as it is shown in Table 1. This was obtained when the particlization energy density was fixed to $\epsilon_{\text{sw}} = 0.5$ GeV/fm³ for the whole collision energy range.

The UrQMD cascade does not treat polarization of hadrons, therefore we calculate the polarization of particles produced at the particlization surface only. To do so, we have replaced the Monte Carlo hadron sampling with a direct calculation based on the eq. (10) applied on particlization surfaces from event by event hydrodynamics. The final state hadronic cascade (UrQMD) is not used in the present study.

3 Spin and polarization

We summarize in this section the basic definitions concerning massive relativistic particles with spin.

The starting point is the so-called Pauli-Lubanski vector operator \widehat{W}^μ which is defined as follows:

$$\widehat{W}^\mu = -\frac{1}{2}\epsilon^{\mu\nu\rho\sigma}\widehat{J}_{\nu\rho}\widehat{P}_\sigma \quad (4)$$

where \widehat{J} and \widehat{P} are the angular momentum-boost operators and four-momentum operators for a single particle.

The proper spin four-vector operator is simply the adimensional vector obtained by dividing \widehat{W} by the mass, that is:

$$\widehat{S}^\mu = \frac{1}{m}\widehat{W}^\mu \quad (5)$$

It can be easily shown [24] that:

$$[\widehat{S}^\mu, \widehat{P}^\nu] = 0 \quad \widehat{S}^\mu \widehat{P}_\mu = 0$$

According to the latter relation, the spin vector is spacelike and has only three independent components. Therefore, for single particle states with definite four-momentum p it can be decomposed [25] along three spacelike vectors $n_i(p)$ with $i = 1, 2, 3$ orthogonal to p :

$$\widehat{S}^\mu = \sum_{i=1}^3 \widehat{S}_i(p) n_i(p)^\mu \quad (6)$$

It can be shown that the operators $\widehat{S}_i(p)$ with $i = 1, 2, 3$ obey the well known SU(2) commutation relations and they are indeed the generators of the little group, the group of transformations leaving p invariant for a massive particle. In other, maybe simpler, words they correspond to the familiar spin operators of the non-relativistic quantum mechanics in the particle's rest frame. Also, the $\widehat{S}^\mu \widehat{S}_\mu$ operator is a Casimir of the full Poincaré group whose eigenvalue is $S(S+1)$ where S is the spin of the particle.

We denote the *mean spin vector* the four-vector obtained by taking both the quantum and thermal average of \widehat{S} , that is:

$$S^\mu = \langle \widehat{S}^\mu \rangle \equiv \text{tr}(\widehat{\rho} \widehat{S}^\mu) \quad (7)$$

and each component takes on values in the interval $(-S, S)$. Indeed, the properly called polarization vector is obtained by normalizing Π^μ to the spin of the particle, that is:

$$P^\mu = \frac{1}{S} S^\mu \quad (8)$$

hence each component takes on values in the interval $(-1, 1)$.

For a multi-particle system, the calculation of the polarization of particles with four-momentum p requires the decomposition of the mean total angular momentum into momentum modes. In general, this requires the knowledge of the Wigner function, which allows to express the mean values of operators as integrals over space-time and four-momentum space. By using such theoretical tools, the mean spin vector of spin 1/2 particles with four-momentum p , produced around point x on particlization hypersurface, at the leading order in the thermal vorticity reads [4]:

$$S^\mu(x, p) = -\frac{1}{8m}(1 - f(x, p))\epsilon^{\mu\nu\rho\sigma} p_\sigma \varpi_{\nu\rho} \quad (9)$$

a formula recovered in ref. [5]. In eq. (9) $f(x, p)$ is the Fermi-Dirac distribution and ϖ is given by eq. 1 at the point x .

In hydrodynamic picture of heavy ion collisions, particles with a given momentum are produced across entire

particization hypersurface. Therefore to calculate the relativistic mean spin vector of a given particle species with given momentum, one has to integrate the above expression over the particization hypersurface Σ [4]:

$$S^\mu(p) = \frac{\int d\Sigma_\lambda p^\lambda f(x, p) S^\mu(x, p)}{\int d\Sigma_\lambda p^\lambda f(x, p)} \quad (10)$$

The mean (i.e. momentum average) spin vector of all particles of given species can be expressed as:

$$S^\mu = \frac{1}{N} \int \frac{d^3\mathbf{p}}{p^0} \int d\Sigma_\lambda p^\lambda f(x, p) S^\mu(x, p) \quad (11)$$

where $N = \int \frac{d^3\mathbf{p}}{p^0} \int d\Sigma_\lambda p^\lambda f(x, p)$ is the average number of particles produced at the particization surface.

In the experiment, the Λ polarization is measured in its rest frame, therefore one can derive the expression for the mean polarization vector in the rest frame from (11) taking into account Lorentz invariance of most of the terms in it:

$$S^{*\mu} = \frac{1}{N} \int \frac{d^3\mathbf{p}}{p^0} \int d\Sigma_\lambda p^\lambda f(x, p) S^{*\mu}(x, p) \quad (12)$$

where asterisk denotes a quantity in the rest frame of particle.

As has been mentioned, the formula (9) applies to spin 1/2 particles. However, a very plausible extension to higher spins can be obtained by taking into account that the expression of the spin vector for massive particle of any spin in the Boltzmann statistics is known at global equilibrium with rotation [2]; this is discussed in detail in ref. [26]. The extension of the formula (9), in the limit of Boltzmann statistics, reads:

$$S^\mu(x, p) \simeq -\frac{1}{2m} \frac{S(S+1)}{3} \epsilon^{\mu\nu\rho\sigma} p_\sigma \varpi_{\nu\rho} \quad (13)$$

4 Results

4.1 Coordinate system

We use the following notation for the reference frame in the simulations: z axis points in the direction of the beam, and x axis is parallel to the impact parameter. Thus xz is the reaction plane, and y axis points out of the reaction plane, oppositely oriented to the total angular momentum \mathbf{J} . For the components of the polarization vector (8) we use physically motivated aliases: $P_{||}$ is component in the direction of beam (z), P_b is component in direction of impact parameter (x) and P_J is component in direction of the total angular momentum of the fireball J (i.e. $-y$).

4.2 Polarization of thermal Λ as a function of transverse momentum

We started simulating semi-central Au-Au collisions at one particular collision energy in the middle of the Beam

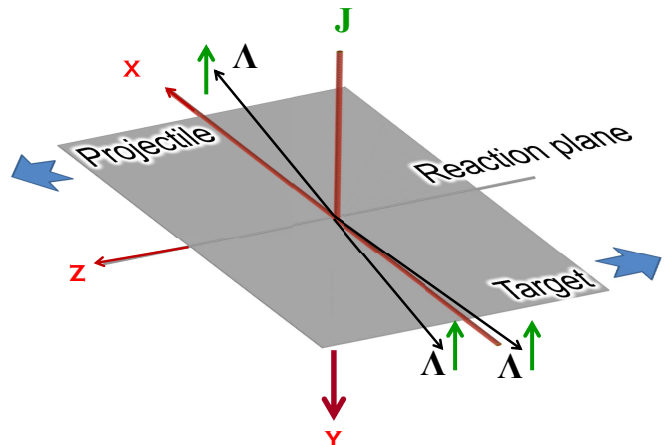


Fig. 1. Coordinate system used in the calculations. The figure is taken from [6].

Energy Scan range, $\sqrt{s_{\text{NN}}} = 19.6$ GeV. We ran 1000 event-by-event hydro calculations with initial state corresponding to 40-50% centrality class (impact parameter range $b = 9.3 - 10.4$ fm) and calculated event-averaged denominator and numerator of eq. 10 in the $p_x p_y$ plane at zero momentum space rapidity. The resulting components of momentum differential polarization vector (see eq. (8) for definition) are shown on Fig. 2. One can see that the p_T dependence of the polarization has a pattern which is similar to the one obtained in a 3+1D hydrodynamic simulation of $\sqrt{s_{\text{NN}}} = 200$ GeV Au-Au system with ECHO-QGP code [27, 7], including the signs of polarization in different quadrants of the $p_x p_y$ plane. On this plot, we extend the calculation up to $p_\perp \approx 5.5$ GeV, which is well beyond the applicability of hydrodynamics, to show the trends in the momentum dependence. Λ production decreases exponentially with p_\perp , therefore larger polarization of high- p_\perp Λ does not influence the momentum-averaged polarization.

The polarization patterns in $p_x p_y$ plane reflect the corresponding patterns of the components of thermal vorticity over the particization hypersurface. In particular, we found that the leading contribution to P_b stems from the term $\varpi_{tz} p_y$ in Eq. 9. In turn, ϖ_{tz} , shown in left panel of Fig. 3 is a result of the interplay of $\partial_t \beta_z$ (acceleration of longitudinal flow and temporal gradients of temperature - conduction) and $\partial_z \beta_t$ (convection and conduction), according to eq. (1). The P_J component has a leading contribution from the term $\varpi_{xz} p_0$ (which is also the only non-vanishing contribution at $p_T = 0$), and ϖ_{xz} has a rather uniform profile over the zero space-time rapidity slice of the particization hypersurface, and the leading contribution to it comes from $\partial_x u_z$ (shear flow in z direction).

At large transverse momenta, the $P_{||}$ component of polarization has the largest value; however, since P_b and $P_{||}$ flip signs in different quadrants in $p_x p_y$ plane, their p_T integrated values vanish, and the only nonzero component remaining is P_J , which is parallel to the direction of total angular momentum \mathbf{J} of the fireball. This goes in line with physical expectation that the global polarization has to be

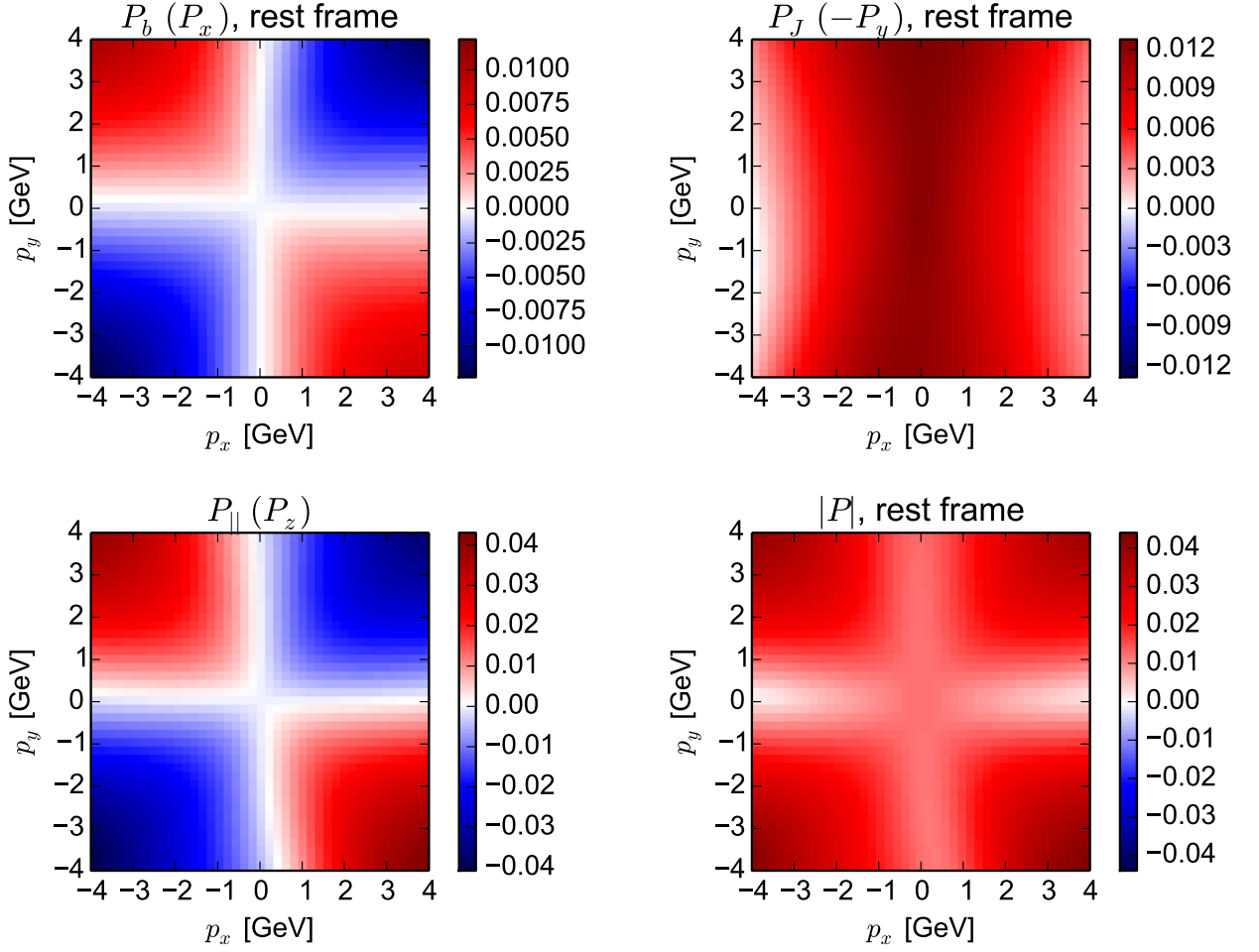


Fig. 2. Components of mean polarization vector of primary Λ baryons produced at zero momentum space rapidity, calculated in the model for 40-50% central Au-Au collisions at $\sqrt{s_{\text{NN}}} = 19.6$ GeV. The polarization is calculated in the rest frame of Λ .

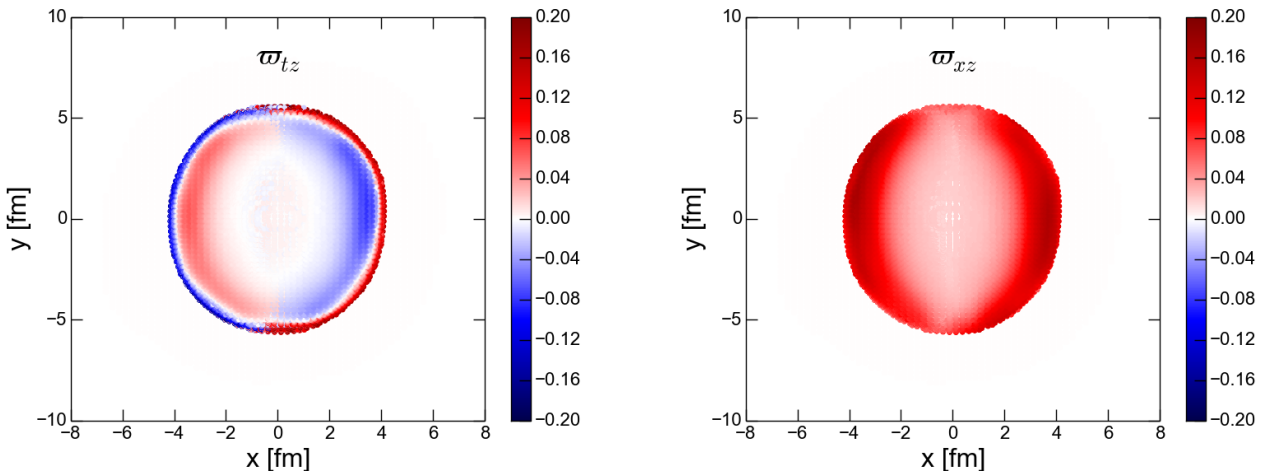


Fig. 3. Components of thermal vorticity ϖ_{tz} (left) and ϖ_{xz} (right) on the zero space-time rapidity slice of particleization hypersurface, projected on the xy plane.

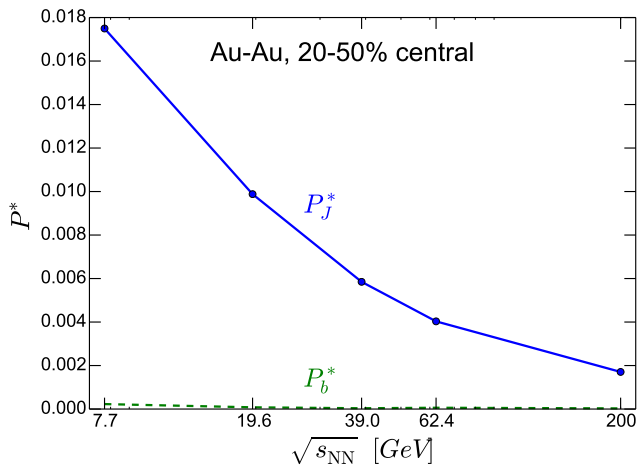


Fig. 4. Collision energy dependence of the components of polarization vector of Λ , calculated in its rest frame, calculated in the model for 20-50% central Au-Au collisions.

collinear with the vector of the total angular momentum of the system.

4.3 Collision energy dependence of the polarization

Next we ran the simulations for the full BES collision energy range. To follow recent STAR measurements, we choose 20-50% centrality bin by correspondingly chosen range of impact parameters for the initial state UrQMD calculation. The resulting \mathbf{p}_T integrated polarization is shown in Fig. 4. We observe that the mean polarization component along J , that is P_J decreases by about one order of magnitude as collision energy increases from $\sqrt{s_{\text{NN}}} = 7.7$ GeV to full RHIC energy, where it turns out to be consistent with the results of [7].

The fall of the out-of-plane component P_J is not directly related to a change in the out-of-plane component of total angular momentum of the fireball. In fact, the total angular momentum increases as the collision energy increases, which can be seen on top panel of Fig. 5. However, the total angular momentum is not an intensive quantity like polarization, so, to have a better benchmark we took the ratio between the total angular momentum and the total energy, J/E , which is shown in the bottom panel of the same figure. Yet, one can see that the J/E shows only a mild decrease as collision energy increases.

In Fig. 6 we show the distribution of the average polarization of Λ as a function of centrality (i.e. N_{part}), where each point corresponds to a hydrodynamic evolution with a given fluctuating initial condition characterized by N_{part} ; in the bottom panel one can see the corresponding distribution of total angular momentum J . We observe that the total angular momentum distribution has a maximum at certain range of N_{part} , and drops to zero for the most central events (where the impact parameter is zero) and most peripheral ones (where the system becomes small). In contrast to that, the polarization shows

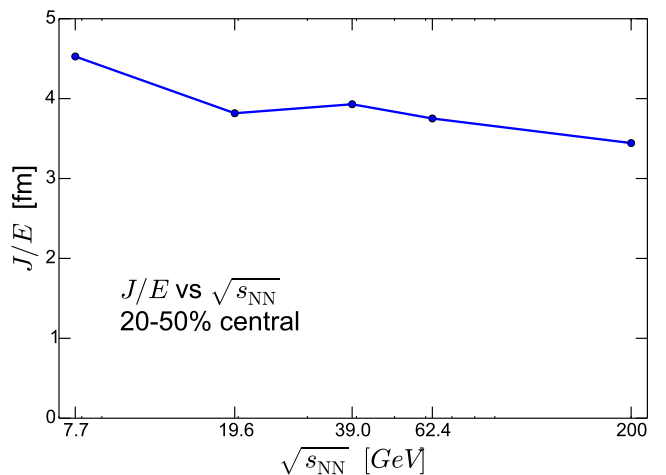
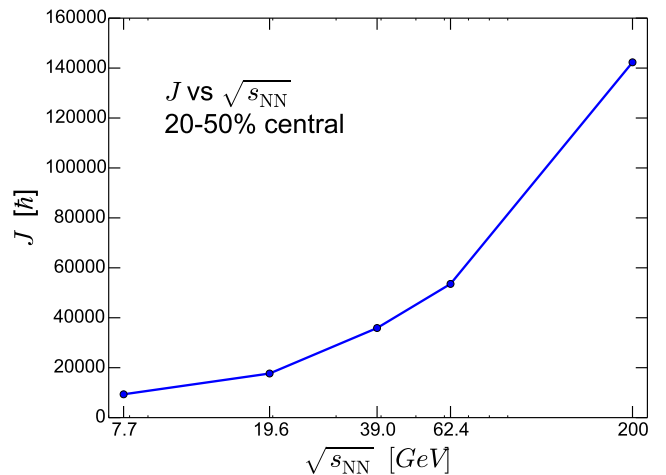


Fig. 5. Total angular momentum of the fireball (left) and total angular momentum scaled by total energy of the fireball (right) as a function of collision energy, calculated in the model for 20-50% central Au-Au collisions.

a steadily increasing trend towards peripheral collisions, where it starts to fluctuate largely from event to event because of smallness of the fireball, a situation where the initial state fluctuations start to dominate in the hydrodynamic stage.

As it has been mentioned above, the parameters of the model are taken to monotonically depend on collision energy in order to approach the experimental data for basic hadronic observables. The question may arise whether the collision energy dependence of P_J is the result of an interplay of collision energy dependencies of the parameters. We argue that it is not the case: in Fig. 7 one can see how the p_T integrated polarization component P_J varies at two selected collision energies, $\sqrt{s_{\text{NN}}} = 7.7$ and 62.4 GeV, when the granularity of the initial state controlled by R_{\perp} , R_{η} parameters, shear viscosity to entropy ratio of the fluid medium η/s and particlization energy density ϵ_{sw} change. It turns out that a variation of R_{\perp} within $\pm 40\%$ changes P_J by $\pm 20\%$, and a variation of R_{η} by $\pm 40\%$ changes P_J

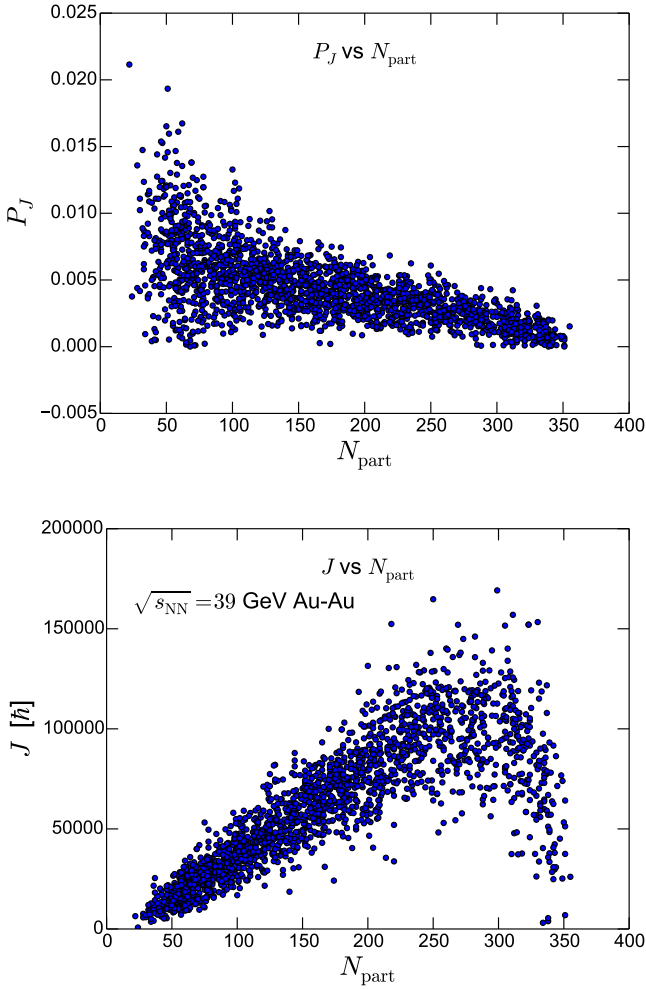


Fig. 6. Top: out-of-plane Λ polarization component as a function of the number of participating nucleons N_{part} in particular initial state. Each point represents one hydrodynamic configuration in the ensemble of 2000 event-by-event calculations for 0-50% central Au-Au collisions at $\sqrt{s_{\text{NN}}} = 39$ GeV. Bottom: out-of-plane component of initial angular momentum versus number of participating nucleons N_{part} in the same calculation.

by $\pm 25\%$ at $\sqrt{s_{\text{NN}}} = 62.4$ GeV only. The variations of the remaining parameters affect P_J much less. We thus conclude that the observed trend in p_T integrated polarization is robust with respect to variations of parameters of the model.

4.4 Discussion on the energy dependence

Now we have to understand the excitation function of the p_T integrated P_J which is calculated in the model. As it has been mentioned, P_J at low momentum (which contributes most to the p_T integrated polarization) has a dominant contribution proportional to $\varpi_{xz} p_0$. It turns out that the pattern and magnitude of ϖ_{xz} over the particlization hypersurface change with collision energy.

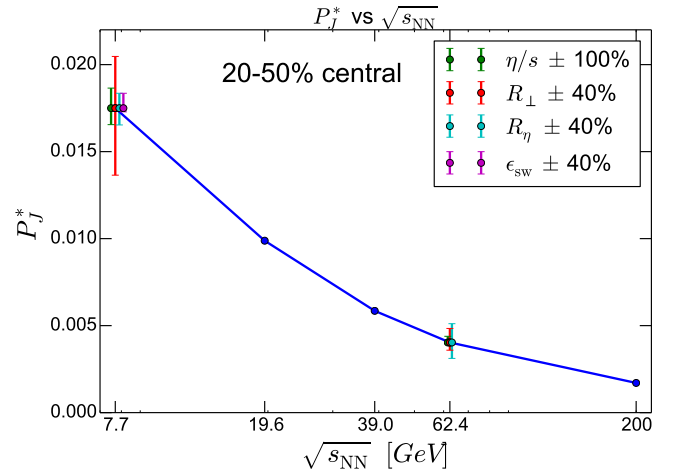


Fig. 7. Same as Fig. 4 but with bands added, which correspond to variations of the model parameters.

We demonstrate this in Fig. 8 for two selected collision energies. For this purpose we ran two single hydrodynamic calculations with averaged initial conditions from 100 initial UrQMD simulations each. At $\sqrt{s_{\text{NN}}} = 62.4$ GeV, because of baryon transparency effect, the x, z components of four-temperature vector around zero space-time rapidity are small and do not have a regular pattern, therefore the distribution of ϖ_{xz} in the hydrodynamic cells close to particlization energy density includes both positive and negative parts, as it is seen on the corresponding plot in the right column. At $\sqrt{s_{\text{NN}}} = 7.7$ GeV, baryon stopping results in a shear flow structure, which leads to same (positive) sign of the ϖ_{xz} .

In the right column of Fig. 8, we plot the corresponding ϖ_{xz} distributions over the particlization hypersurfaces projected on the proper time axis. Generally speaking, hydrodynamic evolution tends to dilute the initial vorticities. One can see that longer hydrodynamic evolution at $\sqrt{s_{\text{NN}}} = 62.4$ GeV in combination with smaller absolute value of average initial vorticity results in factor 4-5 smaller average absolute vorticity at late times for $\sqrt{s_{\text{NN}}} = 62.4$ GeV than for $\sqrt{s_{\text{NN}}} = 7.7$ GeV. This results in corresponding difference in the momentum integrated polarization at these two energies, that is mostly determined by low- p_T Λ which are preferentially produced from the Cooper-Frye hypersurface at late times.

5 Feed-down and post-hadronization interactions

Thus far, we have calculated the polarization of the Λ 's produced from the plasma at the particlization stage - henceforth denoted as primary Λ - when the fluid decouples at or right after hadronization. However, a sizable amount of the final Λ 's are products of resonance decays. Indeed, as long as one is interested in the *mean*, momentum-integrated, spin vector in the rest frame, it

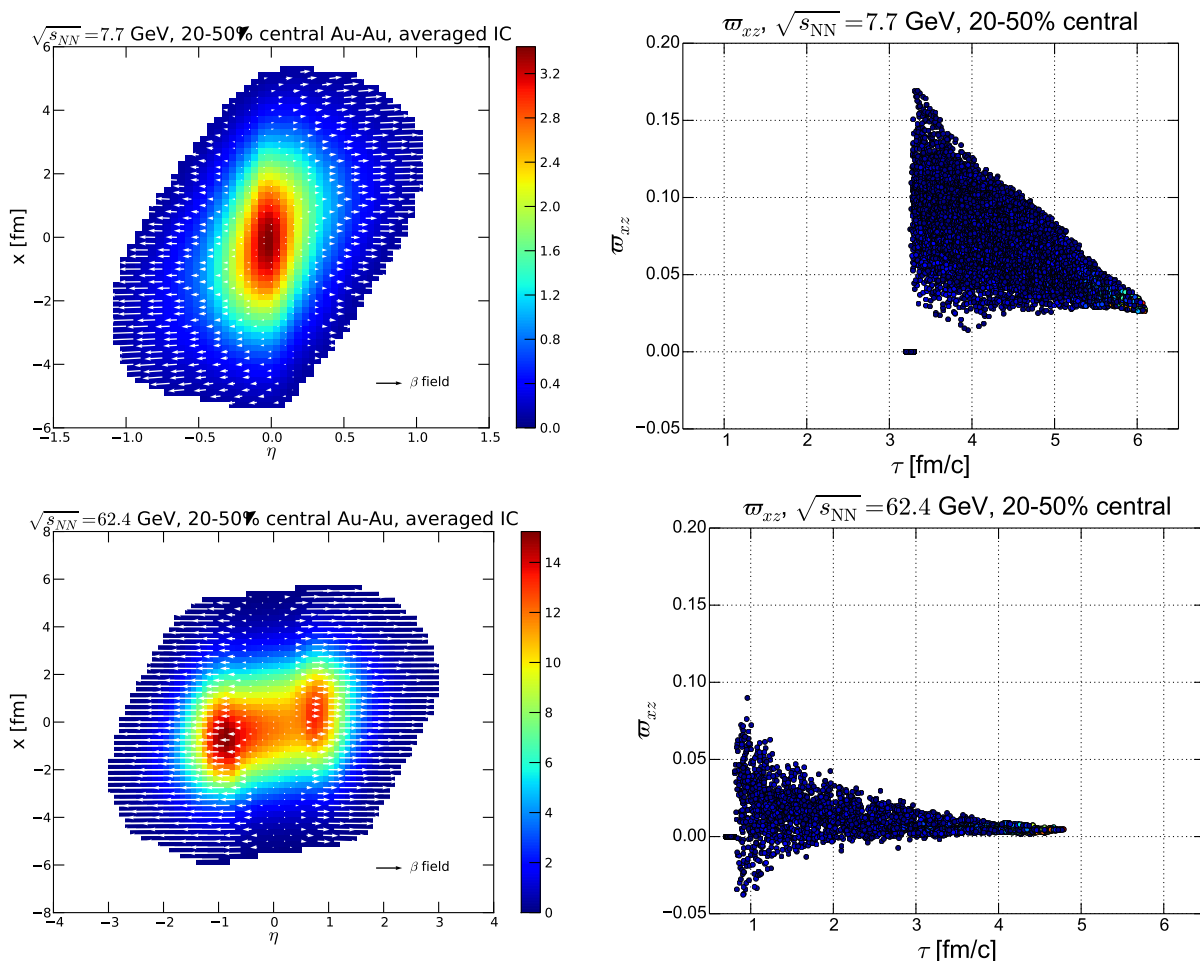


Fig. 8. Initial energy density profiles for hydrodynamic stage with arrows depicting initial four-temperature field superimposed (left column) and w_{xz} over space-time rapidity $|y| < 0.3$ slice of particlization surface, projected onto time axis (right column). The hydrodynamic evolutions start from averaged initial state corresponding to 20-50% central Au-Au collisions at $\sqrt{s_{\text{NN}}} = 7.7$ (top row) and 62.4 GeV (bottom row).

can be shown that a simple linear rule applies [26] that is:

$$\mathbf{S}_D^* = C \mathbf{S}_X^* \quad (14)$$

where D is the daughter particle, X the parent and C a coefficient whose expression may or may not depend on the dynamical decay amplitudes. If the coefficient C does not depend on the dynamical decay amplitudes, it takes on rational values depending on Clebsch-Gordan coefficients, the initial values of spin and parity [26]. The values which are relevant for our calculation in various strong/electromagnetic decays with a Λ or a Σ hyperon in the final state are reported in table 2; for the full derivation of the C coefficients see ref. [26].

A large fraction of secondary Λ 's comes from the strong $\Sigma(1385) \rightarrow \Lambda\pi$ and the electromagnetic $\Sigma^0 \rightarrow \Lambda\gamma$ decays². We found that - in our code - the fractions of primary Λ , Λ 's from Σ^* decays and Λ 's from decays of primary Σ^0 's are respectively 28%, 32% and 17%, with a negligible dependence on the collision energy. This is very close to the

² We denote $\Sigma(1385)$ below as Σ^* for brevity.

fractions extracted from a recent analysis [28] within the statistical hadronization model: 25%, 36% and 17%. The remaining 23% of Λ 's consists of multiple smaller contributions from decays of heavier resonances, the largest of which are $\Lambda(1405)$, $\Lambda(1520)$, $\Lambda(1600)$, $\Sigma(1660)$ and $\Sigma(1670)$. Some of these resonances produce Λ 's in cascade decays, for example $\Lambda(1405) \rightarrow \Sigma^0\pi$, $\Sigma^0 \rightarrow \Lambda\gamma$.

We start with the contribution from Σ^* , which is a $J^\pi = 3/2^+$ state. In this case the factor C in eq. (14) is $1/3$ (see table 2) and, by using eq. (13) with $S = 3/2$, we obtain that the mean spin vector of primary Σ^* is 5 times the one of primary Λ . Thus, the mean spin vector of Λ from Σ^* decay is:

$$\mathbf{S}^* = \frac{1}{3} \mathbf{S}_{\Sigma^*}^* = \frac{5}{3} \mathbf{S}_{\Lambda, \text{prim}}^*$$

Similarly, for the Σ^0 , which is a $1/2^+$ state, the coefficient C is $-1/3$ (see table 2) and:

$$\mathbf{S}^* = -\frac{1}{3} \mathbf{S}_{\Sigma^0}^* = -\frac{1}{3} \mathbf{S}_{\Lambda, \text{prim}}^*$$

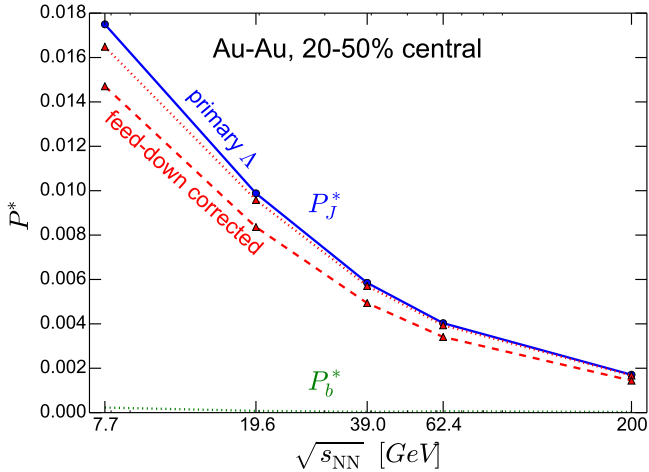


Fig. 9. Same as Fig. 4, dotted curve corresponds to polarization of feed-down corrected Λ from $\Sigma(1385)$ and Σ^0 decays only. Dashed curve corresponds to feed-down corrected Λ from Σ^0 , $\Sigma(1385)$, $\Lambda(1405)$, $\Lambda(1520)$, $\Lambda(1600)$, $\Sigma(1660)$ and $\Sigma(1670)$, including cascade decays, e.g. $\Lambda(1405) \rightarrow \Sigma^0 \rightarrow \Lambda$.

as primary Σ^0 are expected to have the same polarization as Λ .

More generally, the law (14) makes it possible to calculate the mean spin vector inherited by the Λ hyperons also in multi-step two-body decays with a simple linear propagation rule. We have thus computed the mean spin vector of primary + feed-down Λ as follows:

$$\mathbf{S}^* = \frac{N_\Lambda + \sum_X N_X [C_{X \rightarrow \Lambda} b_{X \rightarrow \Lambda} - \frac{1}{3} C_{X \rightarrow \Sigma^0} b_{X \rightarrow \Sigma^0}]}{N_\Lambda + \sum_X b_{X \rightarrow \Lambda} N_X + \sum_X b_{X \rightarrow \Sigma^0} N_X} \times \mathbf{S}_{\Lambda, \text{prim}}^*, \quad (15)$$

where the sum goes over resonances X decaying into Λ or Σ^0 and a pion, N_X are the primary multiplicities of resonances, $C_{X \rightarrow \Lambda}$ and $C_{X \rightarrow \Sigma^0}$ are polarization transfer coefficients, $b_{X \rightarrow \Lambda}$ and $b_{X \rightarrow \Sigma^0}$ are the branching ratios for decay channels yielding in Λ and Σ^0 respectively. In eq. 15 we have used the fact that nearly all Σ^0 decay to $\Lambda\gamma$ with polarization transfer $-1/3$, which allows to treat cascade decay contributions $X \rightarrow \Sigma^0 \rightarrow \Lambda$. The results are shown in Fig. 5, where the thin dotted line corresponds to feed-down contributions $X = \Sigma^0, \Sigma(1385)$ only. Surprisingly, in this case the interplay of hadron chemistry and polarization transfer in the decays result in a correction factor, which varies between $0.94 - 0.98$ in the whole collision energy range. When we take all aforementioned resonances into account ($X = \Sigma^0, \Sigma(1385), \Lambda(1405), \Lambda(1520), \Lambda(1600), \Sigma(1660), \Sigma(1670)$), using polarization transfer coefficients listed in table 2, we obtain the dashed line in Fig. 5, corresponding to a 15% suppression of the mean polarization of Λ with respect to the primary polarization. This decrease is mostly due to the increase of the denominator in eq. 15 from the heavier resonance contributions, whereas their contributions to the numerator have oppo-

Decay	C
$1/2^+ \rightarrow 1/2^+ 0^-$	$-1/3$
$1/2^- \rightarrow 1/2^+ 0^-$	1
$3/2^+ \rightarrow 1/2^+ 0^-$	$1/3$
$3/2^- \rightarrow 1/2^+ 0^-$	$-1/5$
$\Sigma^0 \rightarrow \Lambda\gamma$	$-1/3$

Table 2. Polarization transfer coefficients C (see eq. (14)) to the Λ or Σ hyperon (the $1/2^+$ state) for various strong/electromagnetic decays.

site signs because of alternating signs of the polarization transfer coefficients.

There is, however, a further correction which is much harder to assess, i.e. post-hadronization interactions. In fact, hadronic elastic interaction may involve a spin flip which, presumably, will randomize the spin direction of primary as well as secondary particles, thus decreasing the estimated *mean* global polarization in fig. (5). Indeed, in UrQMD cascade which is used to treat interactions after particlization, cross sections of Λ and Σ^0 with most abundant mesons and baryons - calculated with the Additive Quark Model - are comparable to those of nucleons [29]. This implies that Λ 's do rescatter in the hadronic phase, and indeed we observe from the full cascade+hydro+cascade calculation that in the RHIC BES range only 10-15% of primary Λ 's escape the system with no further interactions³, until they decay into pion and proton far away from the fireball. For the present, we are not able to provide a quantitative evaluation of the rescattering effect on polarization, whose assessment is left to future studies. The only safe statement for the time being is that the dashed line in fig. (5) is an upper bound for the predicted mean global Λ polarization within the hydrodynamical model with the specific initial conditions used in our calculation.

6 Conclusions

In summary, we have calculated the global polarization of Λ hyperons produced at midrapidity in Au-Au collisions at RHIC Beam Energy Scan collision energies, $\sqrt{s_{\text{NN}}} = 7.7\text{--}200$ GeV, in the framework of 3 dimensional event-by-event viscous hydrodynamic model (UrQMD+vHLLJ). The in-plane components of the polarization vector as a function of transverse momentum are found to have a quadrupole structure (similar to the one obtained in [7]) and can be as large as several percents for large transverse momentum. The mean, momentum integrated polarization vector is directed parallel to the angular momentum of the fireball and its magnitude substantially *increases* from 0.2% to 1.8% as collision energy *decreases* from full RHIC energy down to $\sqrt{s_{\text{NN}}} = 7.7$ GeV. Such increase is related to (1)

³ The remaining 85-90% of Λ contain decay products of primary Σ^0, Σ^* and other resonances up to $\Sigma(1670)$, which is covered by the calculations above.

emerging shear flow pattern in beam direction at lower collision energies related to baryon stopping, and (2) shorter lifetime of fluid phase, which does not dilute initial vorticity as much as it does at higher collision energies. At the same time, we did not observe a linear relation between the polarization and the ratio angular momentum/energy of the fireball.

Significant fraction of the produced Λ originate from resonance decays. We have calculated the contribution to Λ polarization stemming from the decay of polarized heavier states and particularly for the two leading contributing channels: $\Sigma^0 \rightarrow \Lambda\gamma$ and $\Sigma(1385) \rightarrow \Lambda\pi$. It turns out that the contributions from Σ^0 and $\Sigma(1385)$ alone change the resulting polarization by few percents, whereas extending the list of feed-down corrections up to mass 1670 MeV hyperons results in about 15% decrease of the resulting Λ polarization.

It should be pointed out that we did not include post-hadronization rescatterings in our calculation, which are likely to reduce the mean global polarization estimated in this work.

The calculated excitation function of the mean polarization reproduces the trend reported in the preliminary data from STAR [17, 18], although the magnitude is about twice smaller, even without including the further reduction due to hadronic rescattering. As the uncertainty on the parameters of the model cannot compensate for this discrepancy, this result suggests that a revision of the initial state model, particularly of the initial longitudinal flow velocity profile is necessary (see e.g. [19]) as the present one provides insufficient magnitude of shear longitudinal flow to approach the experimentally observed magnitude of the polarization.

Acknowledgments

We acknowledge useful discussions with M. Lisa and S. Voloshin. This work was partly supported by the University of Florence grant *Fisica dei plasmi relativistici: teoria e applicazioni moderne*. The simulations have been performed at the Center for Scientific Computing (CSC) at the Goethe-University Frankfurt.

References

1. Z. T. Liang and X. N. Wang, Phys. Rev. Lett. **94**, 102301 (2005); erratum ibidem **96**, 039901(E) (2006).
2. F. Becattini and F. Piccinini, Annals Phys. **323**, 2452 (2008).
3. F. Becattini, F. Piccinini and J. Rizzo, Phys. Rev. C **77**, 024906 (2008).
4. F. Becattini, V. Chandra, L. Del Zanna and E. Grossi, Annals Phys. **338** 32 (2013).
5. R. h. Fang, L. g. Pang, Q. Wang and X. n. Wang, Phys. Rev. C **94**, no. 2, 024904 (2016).
6. F. Becattini, L. Csernai and D. J. Wang, Phys. Rev. C **88**, no. 3, 034905 (2013); Erratum: [Phys. Rev. C **93**, no. 6, 069901 (2016)]
7. F. Becattini *et al.*, Eur. Phys. J. C **75**, no. 9, 406 (2015).
8. L. G. Pang, H. Petersen, Q. Wang and X. N. Wang, arXiv:1605.04024 [hep-ph].
9. Y. Jiang, Z. W. Lin and J. Liao, arXiv:1602.06580 [hep-ph].
10. W. T. Deng and X. G. Huang, Phys. Rev. C **93**, no. 6, 064907 (2016).
11. A. Ayala, E. Cuautle, G. Herrera and L. M. Montano, Phys. Rev. C **65**, 024902 (2002).
12. C. d. C. Barros, Jr. and Y. Hama, Phys. Lett. B **699**, 74 (2011).
13. M. I. Baznat, K. K. Gudima, A. S. Sorin and O. V. Teryaev, Phys. Rev. C **93** 031902 (2016).
14. A. Aristova, D. Frenklakh, A. Gorsky and D. Kharzeev, arXiv:1606.05882 [hep-ph].
15. X. G. Huang, P. Huovinen and X. N. Wang, Phys. Rev. C **84**, 054910 (2011).
16. B. I. Abelev *et al.* [STAR Collaboration], Phys. Rev. C **76**, 024915 (2007).
17. M. Lisa for the STAR collaboration, talk given at *Strangeness in Quark Matter 2016*, to appear in the proceedings.
18. I. Upsal, *Observation of Global Hyperon Polarization in Ultrarelativistic Heavy Ion Collisions*, J. Phys. Conf. Ser. **736**, no. 1, 012016 (2016).
19. L. P. Csernai, V. K. Magas and D. J. Wang, Phys. Rev. C **87**, no. 3, 034906 (2013).
20. P. Bozek and I. Wyskiel, Phys. Rev. C **81**, 054902 (2010).
21. I. A. Karpenko, P. Huovinen, H. Petersen and M. Bleicher, Phys. Rev. C **91** (2015) 6, 064901.
22. I. Karpenko, P. Huovinen and M. Bleicher, Comput. Phys. Commun. **185** (2014) 3016.
23. P. Huovinen and H. Petersen, Eur. Phys. J. A **48**, 171 (2012).
24. W. K. Tung, *Group theory in physics*, World Scientific, Singapore;
25. P. Moussa, R. Stora, *Angular Analysis of Elementary Particle Reactions*, in Proceedings of the 1966 International School on Elementary Particles, Herceg Novi (Gordon and Breach, New York, London, 1968).
26. F. Becattini, I. Karpenko, M. Lisa, I. Upsal, S. Voloshin, arXiv:1610.02506 [nucl-th].
27. L. Del Zanna *et al.*, Eur. Phys. J. C **73** (2013) 2524.
28. F. Becattini, J. Steinheimer, R. Stock and M. Bleicher, arXiv:1605.09694 [nucl-th].
29. M. Bleicher *et al.*, J. Phys. G **25**, 1859 (1999).