

# QCD corrections and long-range mechanisms of neutrinoless double beta decay

C. Arbeláez,<sup>1,\*</sup> M. González,<sup>1,†</sup> M. Hirsch,<sup>2,‡</sup> and S.G. Kovalenko<sup>1,§</sup>

<sup>1</sup> *Universidad Técnica Federico Santa María,  
Centro-Científico-Tecnológico de Valparaíso,  
Casilla 110-V, Valparaíso, Chile*

<sup>2</sup> *AHEP Group, Instituto de Física Corpuscular – CSIC./Universitat de València  
Edificio de Institutos de Paterna, Apartado 22085, E-46071 València, Spain*

Recently it has been demonstrated that QCD corrections are numerically important for short-range mechanisms (SRM) of neutrinoless double beta decay ( $0\nu\beta\beta$ ) mediated by heavy particle exchange. This is due to the effect of color mismatch for certain effective operators, which leads to mixing between different operators with vastly different nuclear matrix elements (NMEs). In this note we analyze the QCD corrections for long-range mechanisms (LRM), due to diagrams with light-neutrino exchange between a Standard Model (V-A) $\times$ (V-A) and a beyond the SM lepton number violating vertex. We argue that in contrast to the SRM in the LRM case, there is no operator mixing from color-mismatched operators. This is due to a combined effect of the nuclear short-range correlations and color invariance. As a result, the QCD corrections to the LRM amount to an effect no more than 60%, depending on the operator in question. Although less crucial, taken into account QCD running makes theoretical predictions for  $0\nu\beta\beta$ -decay more robust also for LRM diagrams. We derive the current experimental constraints on the Wilson coefficients for all LRM effective operators.

PACS numbers: 14.60.Pq, 12.60.Jv, 14.80.Cp

Keywords: double beta decay, physics beyond the standard model, neutrinos

## I. INTRODUCTION

Neutrinoless double beta decay ( $0\nu\beta\beta$ ), being a lepton number violating (LNV) process, offers an opportunity to probe physics beyond the SM in a way complementary or maybe even unavailable for collider experiments. Great efforts have been made in both theoretical and experimental work on  $0\nu\beta\beta$ -decay (for recent reviews see for example Refs. [1, 2]). For the extraction of limits on any beyond the SM it is indispensable to have a reliable theoretical description of all the structural levels involved in this process: From the underlying LNV process at some supposedly larger energy scale, through the hadronization to nucleon bound states, to a reliable description at the nuclear level level, where double beta decay finally takes place.

All these stages have been under scrutiny in the past decades, but it has now turned out that an important intermediate stage happening before the hadronization – namely, QCD-corrections – has been overlooked until quite recent works [3, 4]. In [4] it has been shown that

the effects of this QCD running can amount to changes up to 3 orders of magnitude in the matrix elements of certain effective dimension-9 operators, describing the short-range mechanism (SRM) of  $0\nu\beta\beta$ -decay. Recall that the SRM is a class of mechanisms mediated by heavy particle exchange as shown in Fig. 1.

Given this surprising result, naturally there appears the question [5] if the QCD corrections are also so crucial for other classes of contributions to  $0\nu\beta\beta$  decay, namely, those known as long-range mechanisms (LRM). LRM are induced by diagrams with light-neutrino exchange between a Standard Model (SM) (V-A) $\times$ (V-A) and a beyond the SM lepton number violating (LNV) vertex as shown in Fig. 2. In this paper we analyze the QCD corrections to the LRM and argue that they are significantly smaller in comparison with the short-range mechanism (SRM) case. We calculate the RGE improved QCD running of all Wilson coefficients contributing to LRM and derive the current experimental constraints on these. We find that the maximal impact of the QCD running is of the order of 60 %.

\*Electronic address: carolina.arbelaez@usm.cl

†Electronic address: marcela.gonzalezp@usm.cl

‡Electronic address: mahirsch@ific.uv.es

§Electronic address: Sergey.Kovalenko@usm.cl

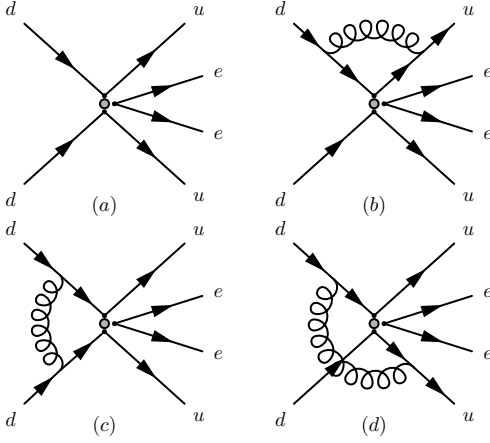


FIG. 1: Effective  $d = 9$  operator description of the short-range Mechanisms (SRM) of  $0\nu\beta\beta$  decay. Diagram (a) gives the tree-level description, diagrams (b)-(d) are one-loop QCD corrections to the SRM  $0\nu\beta\beta$  decay in the effective theory.

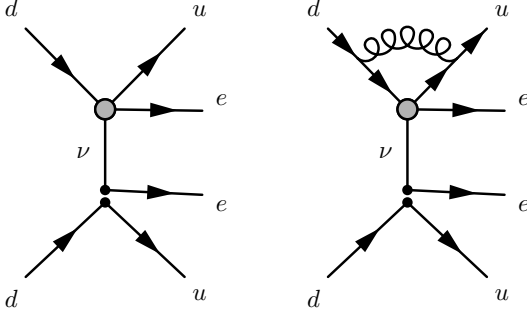


FIG. 2: Long-range mechanism (LRM) contribution to  $0\nu\beta\beta$  decay. The diagram on the left shows the tree-level effective diagram: Exchange of a light neutrino between a SM charged current vertex and a beyond-SM LNV vertex (indicated by the grey blob). The diagram on the right shows the one-loop QCD correction to this diagram, correcting the right-handed non-SM vertex proportional to  $C(\mu)$ , see text.

## II. LOW-ENERGY DESCRIPTION OF $0\nu\beta\beta$ -DECAY

Double beta decay takes place at energies much lower than the electroweak scale. An effective operator description of the process is therefore adequate. Let us start by recalling the basic definitions of the SRM and LRM of  $0\nu\beta\beta$ -decay.

*Short-range Mechanisms (SRM) of  $0\nu\beta\beta$ -decay* encompass all high-scale models (HSM) contributing via heavy particle exchange as in Fig. 1 with the typical mass  $M_I$ . After integrating out these heavy degrees of freedom at an energy scale  $\mu < M_I$  the SRM is described by the

effective Lagrangian [4, 6],

$$\mathcal{L}_{\text{eff}}^{0\nu\beta\beta} = \frac{G_F^2}{2m_p} \sum_{i,XY} C_i^{XY}(\mu) \cdot \mathcal{O}_i^{(9)XY}(\mu), \quad (1)$$

with the complete set of dimension-9  $0\nu\beta\beta$ -operators [4]

$$\mathcal{O}_1^{(9)XY} = 4(\bar{u}P_X d)(\bar{u}P_Y d) j, \quad (2)$$

$$\mathcal{O}_2^{(9)XX} = 4(\bar{u}\sigma^{\mu\nu}P_X d)(\bar{u}\sigma_{\mu\nu}P_X d) j, \quad (3)$$

$$\mathcal{O}_3^{(9)XY} = 4(\bar{u}\bar{\gamma}^\mu P_X d)(\bar{u}\gamma_\mu P_Y d) j, \quad (4)$$

$$\mathcal{O}_4^{(9)XY} = 4(\bar{u}\bar{\gamma}^\mu P_X d)(\bar{u}\sigma_{\mu\nu}P_Y d) j^\nu, \quad (5)$$

$$\mathcal{O}_5^{(9)XY} = 4(\bar{u}\bar{\gamma}^\mu P_X d)(\bar{u}P_Y d) j_\mu, \quad (6)$$

where  $X, Y = L, R$  and the LNV leptonic currents are

$$j = \bar{e}(1 \pm \gamma_5)e^c, \quad j_\mu = \bar{e}\gamma_\mu\gamma_5e^c. \quad (7)$$

Graphically at low energies  $\mu < M_I$  the SRM is given by the pointlike vertex in Fig. 1 (without gluon lines) corresponding to the above listed effective operators. The  $C_i^{XY}$  in Eq. (1) are the Wilson coefficients. The Wilson coefficients  $C_i^{XY}$  can be expressed in terms of the parameters of a particular HSM at a scale  $\Lambda \sim M_I$ , called “matching scale”.

*Long-range mechanisms (LRM) of  $0\nu\beta\beta$ -decay* originate from some HSM with LNV interactions involving heavy particles of a mass  $M_I$  and a light neutrino  $\nu$  as in the top vertex of the diagrams in Fig. 2. The SM charged current interaction of the neutrino in the bottom vertex completes the  $0\nu\beta\beta$ -decay diagram. In the low energy limit, at scales  $\mu < M_I$ , the heavy block can be represented by the following complete set of dimension-6 effective LNV operators:

$$\mathcal{O}_1^{(6)X} = 4(\bar{u}P_X d)(\bar{e}P_R\nu^C), \quad (8)$$

$$\mathcal{O}_2^{(6)X} = 4(\bar{u}\sigma^{\mu\nu}P_X d)(\bar{e}\sigma^{\mu\nu}P_R\nu^C), \quad (9)$$

$$\mathcal{O}_3^{(6)X} = 4(\bar{u}\bar{\gamma}^\mu P_X d)(\bar{e}\gamma^\mu P_R\nu^C) \quad (10)$$

with  $X = R, L$ . Then  $0\nu\beta\beta$ -decay is described by second-order perturbation theory in the effective Lagrangian [7]:

$$\mathcal{L}_{\text{eff}}^{d=6} = \frac{G_F}{\sqrt{2}} \left( j^\mu J_\mu^\dagger + \sum_i C_i^X(\mu) \mathcal{O}_i^{(6)X}(\mu) \right). \quad (11)$$

Here the first term is the SM low-energy 4-fermion effective interaction of the currents

$$j^\mu = \bar{e}\gamma^\mu(1 - \gamma_5)\nu, \quad J_\mu = \bar{d}\gamma_\mu(1 - \gamma_5)u. \quad (12)$$

We consider only LNV  $\Delta L = 2$  effective operators so that the LNV part of the neutrino propagator, proportional to the light neutrino Majorana mass  $\langle m_\nu \rangle$ , does not contribute. This fact is reflected in the chirality structure of

these diagrams  $P_L(\not{q}_\nu + m_\nu)P_R$ . Thus we deal with the momentum dependent LRM of  $0\nu\beta\beta$ -decay,  $\mathcal{A} \propto \not{q}_\nu$ . Contributions that we neglect are proportional to  $\langle m_\nu \rangle \cdot C_k$ , i.e. vanish in the limit  $\langle m_\nu \rangle \rightarrow 0$ .

### III. DIFFERENCES IN THE RGE EVOLUTION OF SRM AND LRM.

Both the operators  $\mathcal{O}_i(\mu)$  and their Wilson coefficients  $C_i(\mu)$  in Eqs. (1)–(11) depend on the energy scale  $\mu \leq \Lambda$  due to the effect of the QCD loop corrections shown in Figs. 1, 2. At the “matching” scale the  $C_i(\mu)$  are calculated in terms of underlying HSM parameters, like heavy masses and couplings and then QCD-run down to a scale  $\mu = \mu_0$ , close to the typical  $0\nu\beta\beta$ -scale.

Although the QCD running is only logarithmic, in some specific cases mixing of different operators can occur. Because of the vast difference of the nuclear matrix elements (NMEs) of some operators, this effect can have a dramatic impact on the prediction for some particular HSM contributing to  $0\nu\beta\beta$ -decay. This happens, as shown recently in Ref. [4], in the case of the SRMs, where the effect may reach 3 orders of magnitude at the level of amplitude. Here, we discuss that operator mixing is not important for the case of the LRM of  $0\nu\beta\beta$ -decay. We arrive at this conclusion analyzing analogously both mechanisms, SRM and LRM, passing from the elementary quark-level  $\Delta L = 2$  processes  $dd \rightarrow uu + 2e^-$  (SRM) and  $d \rightarrow u + e^- + \nu$  (LRM) to the hadronic level process  $nn \rightarrow pp + 2e^-$  taking place inside a  $0\nu\beta\beta$ -decaying nucleus. One can distinguish the following stages for the  $0\nu\beta\beta$ -transition at the different structural levels.

For the SRM depicted in Fig. 1:

(i) Two colorless objects – initial neutrons – need to approach each other very closely and form a colorless six-quark ( $uudddd$ ) state. Note that this configuration is heavily suppressed by the well-known nuclear effect of “short-range correlations” due to the repulsive nuclear hard core;

(ii) Within this six-quark-state occurs the transition  $dd \rightarrow uu + 2e^-$  induced by a pointlike QCD-singlet vertex operator, induced by one of the operators in Eqs. (2)–(6);<sup>1</sup>

(iii) At this stage the QCD corrections in Fig. 1 have to be considered. In the diagrams in Figs. 1(c,d) the gluon links the quarks from the different color-singlet currents leading to color-mismatched operators in the final state. The Fiertz rearrangement of the quark fields in the QCD-corrected operators to new color-singlet combinations generate operator structures distinct in some cases from the original bare one;

(iv) Finally, a new color-singlet ( $uuuddd$ )-state projects onto the final  $pp$ -state.

For the LRM shown in Fig. 2 the situation is essentially different. The fundamental pointlike  $\Delta L = 2$  interaction  $d \rightarrow u + e^- + \nu$  takes place inside the nucleon leading to the nucleon-level transition  $n \rightarrow p + e^- + \nu$  with the virtual neutrino initiating the  $0\nu\beta\beta$ -decay as shown in Fig. 2. Nucleons in this case interact at a distance larger than the repulsive nucleon hard core. This distance is controlled by the neutrino potential. The average value of the momentum  $q_\nu$  flowing in the neutrino propagator is about  $\langle q_\nu \rangle \sim p_F \sim 100 - 200$  MeV. Then, reasoning schematically,

$$(\bar{u}\Gamma_i d) \frac{\not{q}_\nu}{q_\nu^2} (\bar{u}\gamma P_L d) \rightarrow \frac{1}{\langle q_\nu \rangle} (\bar{u}\Gamma_i d) (\bar{u}\gamma P_L d) \quad (13)$$

one may wish to approximate the underlying process by a process which, formally, looks like a pointlike interaction in the rhs. It is then tempting to think [5] that, as in the case of the SRM, there are diagrams as in Figs. 1(c,d) linking different color singlet currents. However, in fact the two initial d-quarks are located in the two separate initial neutrons and these are separated by a distance  $d \sim \langle q_\nu \rangle^{-1}$  (which is larger than the hard core).

Thus, a gluon exchange between two color singlet nucleons would give rise to a color nonsinglet final state at the hadronic level. However, the final hadronic state must be a color singlet to have a nonzero projection on the nucleon state including two protons. Then another gluon exchange in the final state become necessary, which results in an extra  $\alpha_s$  suppression.

Trying to circumvent this issue by putting the two initial neutrons sufficiently close together, to form a colorless ( $uudddd$ ) state, is suppressed by the nuclear hard core. Thus, for any mechanism with the quark-level subprocess  $d \rightarrow u + e^- + \nu$  we have to deal with a true long-range  $nn \rightarrow pp + 2e^-$  process mediated by the exchange with the light neutrino between different, distant nucleons. Then the only QCD correction to the color-singlet vertices that should be considered is the one shown in Fig. 2(b). As a result the effect of the QCD running in the LRM case is not as significant as in the case of SRM.

<sup>1</sup> There exists another modality of this mechanism not requiring the stage (i), instead neutrons emit virtual pions and (ii) is realized in  $\pi^-\pi^- \rightarrow 2e^-$ . This pion-mechanism [8, 9], less suppressed by the short-range correlation, requires a special study. For QCD corrections for the pion mechanism see [10].

#### IV. CALCULATION OF QCD IMPROVED WILSON COEFFICIENTS

Let us now move on to estimate this effect for LRM numerically. Let us first note that we do not care for the QCD corrections to the SM effective vertex in the bottom of this diagram since: (i) We use the experimental value of the Fermi constant  $G_F$  measured at  $\mu_0$ ; (ii) we are only interested in the relation between the parameters of the  $\Delta L = 2$  HSMs defined at  $\mu = \Lambda$  and the  $0\nu\beta\beta$ -decay parameters measured at  $\mu = \mu_0$ .

The QCD corrections to the quark-lepton vertex  $V_{QL}$  in the diagram Fig. 2 can be written in the general form as:

$$(\delta V_{QM})^{QCD} \propto (\bar{u}\gamma^\nu\gamma^\sigma\Gamma^{NSM}\gamma_\sigma\gamma_\nu d) \times \quad (14)$$

$$\times C_F \frac{1}{4} \frac{\alpha}{4\pi} \left( \frac{1}{\epsilon} + \log \frac{\mu^2}{-p^2} \right)$$

where  $\Gamma^{NSM} \neq \gamma_\mu(1 - \gamma_5)$  are the Lorentz structures of the hadronic currents of the operators in Eqs. (8)-(10) and  $C_F = (N^2 - 1)/(2N)$  is the standard  $SU(N)$  color factor. Applying the RGE formalism developed for  $0\nu\beta\beta$ -decay in Ref. [4], based on [11], we find the RGE for the Wilson coefficients

$$\frac{d}{d \ln(\mu)} C_i(\mu) = \gamma_{ij} C_j(\mu), \quad (15)$$

where  $\gamma_{ij}$  is the matrix of the anomalous dimensions of the corresponding operators. To leading order in the  $\overline{\text{MS}}$ -scheme we find

$$\gamma_{ij} = \delta_{ij} \gamma_j, \quad \text{with} \quad \gamma_1 = -\gamma_2 = -2\gamma_3 = -4C_F. \quad (16)$$

This result is the same for different chiralities  $X$  of the operators in Eqs. (8)-(10). The solution of Eq. (15) is

$$C_i(\mu) = U_{ij}(\mu, \Lambda) \cdot C_j(\Lambda) \quad (17)$$

with the diagonal evolution matrix  $U_{ij}$  linking the Wilson coefficients at a high- and low-energy scales  $\Lambda$  and  $\mu$ , respectively. Following Ref. [4] we find its explicit form

$$U_{ij}(\mu, \Lambda) = \delta_{ij} \cdot U_j(\mu, \Lambda), \quad \text{with} \quad U_j(\mu, \Lambda) = \left( \frac{\alpha_s(\Lambda)}{\alpha_s(\mu)} \right)^{\frac{\gamma_j}{(2\beta_0)}}$$

We take into account the quark thresholds approximately in the standard manner [11]:

$$U(\mu_0, \Lambda > m_t) = U^{(f=3)}(\mu_0, \mu_c) U^{(f=4)}(\mu_c, \mu_b) \times \quad (18)$$

$$\times U^{(f=5)}(\mu_b, \mu_t) U^{(f=6)}(\mu_t, \Lambda),$$

with  $f$  being the number of the active quarks above the threshold  $\mu_q$ . For  $\Lambda_0 = 1$  TeV and  $\mu_0 = 1$  GeV, we find:

$$U_1(\mu_0, \Lambda_0) \simeq 1.60, \quad U_2(\mu_0, \Lambda_0) \simeq 0.6, \quad U_3(\mu_0, \Lambda_0) \simeq 0.8. \quad (19)$$

Thus the effect of the vertex correction in Fig. 2 is at most 60%, as expected. This is significantly less relevant than for the case of the SRM [4].

For completeness we now derive upper limits on the Wilson coefficients  $C_i(\Lambda)$  in Eq. (11) from the current experimental bounds on  $0\nu\beta\beta$ -decay half-life by the KamLAND-Zen [12] and GERDA Phase-II [13] experiments both at 90% C.L.:

$$[12] : T_{1/2}^{0\nu}(^{136}\text{Xe}) \geq 1.07 \times 10^{26} \text{ ys} \quad (20)$$

$$[13] : T_{1/2}^{0\nu}(^{76}\text{Ge}) \geq 5.2 \times 10^{25} \text{ ys}. \quad (21)$$

The QCD-corrected  $0\nu\beta\beta$ -decay half-life formula for the LRM is

$$\left[ T_{1/2}^{0\nu\beta\beta} \right]^{-1} = G_{0i} |U_i(\mu_0, \Lambda_0) C_i(\Lambda_0) \cdot (\text{NME})_i|^2, \quad (22)$$

where  $G_{0i}$  and  $(\text{NME})_i$  are the phase-space factors [14] and nuclear matrix elements. The latter can be found in [1, 7]. Using (22) with the experimental bounds (20) and (21) we find the upper limits on  $C_i^X$  displayed in Table VI.

	Without QCD		With QCD	
	$^{76}\text{Ge}$	$^{136}\text{Xe}$	$^{76}\text{Ge}$	$^{136}\text{Xe}$
$C_1^L$	$5.3 \times 10^{-9}$	$3.7 \times 10^{-9}$	$3.3 \times 10^{-9}$	$2.3 \times 10^{-9}$
$C_1^R$	$5.3 \times 10^{-9}$	$3.7 \times 10^{-9}$	$3.3 \times 10^{-9}$	$2.3 \times 10^{-9}$
$C_2^L$	$3.1 \times 10^{-10}$	$2.2 \times 10^{-10}$	$5.0 \times 10^{-10}$	$3.5 \times 10^{-10}$
$C_2^R$	$8.2 \times 10^{-10}$	$5.7 \times 10^{-10}$	$1.4 \times 10^{-9}$	$9.2 \times 10^{-10}$
$C_3^L$	$2.2 \times 10^{-9}$	$1.5 \times 10^{-9}$	$2.7 \times 10^{-9}$	$1.9 \times 10^{-9}$
$C_3^R$	$3.4 \times 10^{-7}$	$2.4 \times 10^{-7}$	$4.3 \times 10^{-7}$	$3.0 \times 10^{-7}$

TABLE I: Individual upper limits on the Wilson coefficients in Eq. (11), with QCD and without QCD running.

#### V. LIMITS ON HIGH-SCALE MODELS FROM LRM $0\nu\beta\beta$ DECAY

In order to complete our analysis we briefly discuss its impact on high-scale models contributing to  $0\nu\beta\beta$  via the long-range mechanism. From the low-energy point of view, the long-range part of  $0\nu\beta\beta$  can be described by the Lagrangian given in Eq. (11). At high-energy scales, before the electroweak symmetry is broken, however,  $\Delta L = 2$  operators are of odd dimensions. A list of

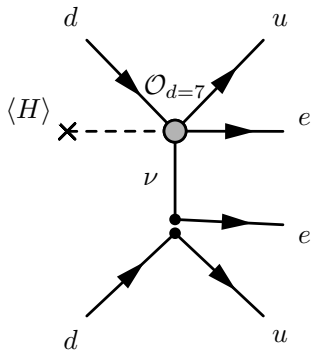


FIG. 3: Long-range contributions to  $0\nu\beta\beta$  decay: From the high energy point of view, where  $SU(2)_L \times U(1)_Y$  is unbroken, these contributions are generated from  $d = 7$  operators, always involving one Higgs field. At low energies, the Higgs is replaced by its vacuum expectation value.

all  $\Delta L = 2$  operators up to  $d = 11$  can be found in [15]. The list of  $d = 7$  operators contributing to the long-range of  $0\nu\beta\beta$  decay is the following [16, 17]:

$$\mathcal{O}_1^{d=7} = L^i L^j Q^k d^c H^l \epsilon_{ik} \epsilon_{jl}, \quad (23)$$

$$\mathcal{O}_2^{d=7} = L^i L^j Q_i \bar{u}^c H^k \epsilon_{jk}, \quad (24)$$

$$\mathcal{O}_3^{d=7} = L^i \bar{e}^c \bar{u}^c \bar{d}^c H^j \epsilon_{ij}. \quad (25)$$

For each of these operators one can form different Lorentz-invariant contractions, corresponding to different high-scale models, see [16]. To give one example  $L^i L^j Q^k d^c \rightarrow (\bar{L}^c L)(\bar{d}_R Q)$ . At low energies, the Higgs field is replaced by its vacuum expectation value, see Figure 3, and we can match the Wilson coefficients to the parameters of the high scale model via:

$$\frac{G_F C_k^X}{\sqrt{2}} \propto \frac{g_{eff}^3 v}{4\Lambda^3}. \quad (26)$$

Here  $\Lambda$  is the energy scale at which the  $\mathcal{O}^{d=7}$  arise.  $C_k^X$  are the Wilson coefficients and  $g_{eff}$  corresponds to an

effective coupling constant, which is the geometric mean of the three different couplings that enter in any high-scale realization of the  $C_k^X$ . We denoted the standard model Higgs vev by  $v$ . For  $C_1^{L/R}$ , for example, see Table VI, this results in the simple estimate of a lower limit of  $\Lambda/g_{eff} \gtrsim 130$  (110) TeV with (without) QCD corrections.

## VI. CONCLUSIONS

We have analyzed the LNV quark-level process underlying the long-range mechanisms of  $0\nu\beta\beta$ -decay considering its hadronization inside a nucleus. We argued that the perturbative color-mismatched QCD corrections, which make an appreciable impact on the theoretical predictions in the short-range amplitude, are suppressed either by the nuclear short-range correlation or occur at the next-to-leading order in the long-range mechanisms. We calculated the remaining vertex corrections and found that they do not exceed 60%. We have derived the QCD-corrected limits on the long-range mechanism Wilson coefficients from the current experimental constraints on the  $0\nu\beta\beta$ -decay half-life and discussed their impact on limits on high-scale models.

## Acknowledgements

Marcela and Carolina are grateful for the hospitality of the AHEP group in the IFIC during their visits in May-July 2016. This work was supported by the Spanish MICINN grants FPA2014-58183-P, No. SEV-2014-0398 and Multidark CSD2009-00064 (MINECO), and PROMETEOII/2014/084 (Generalitat Valenciana), and by Fondecyt (Chile) under grants No. 3150472, No. 1150792 and No. 3160642 as well as CONICYT (Chile) Ring ACT 1406 and Basal FB0821.

[1] F. F. Deppisch, M. Hirsch and H. Päs, J. Phys. G **39**, 124007 (2012) doi:10.1088/0954-3899/39/12/124007 [arXiv:1208.0727 [hep-ph]].  
[2] W. Rodejohann. Neutrino-less Double Beta Decay and Particle Physics. *Int.J.Mod.Phys.*, E20:1833–1930, 2011.  
[3] N. Mahajan, Phys.Rev.Lett. **112**, 031804 (2014).  
[4] M. González, M. Hirsch and S. G. Kovalenko, Phys. Rev. D **93**, no. 1, 013017 (2016) doi:10.1103/PhysRevD.93.013017 [arXiv:1511.03945 [hep-ph]].

[5] N. Mahajan, arXiv:1511.09242 [hep-ph].  
[6] H. Päs, M. Hirsch, H. Klapdor-Kleingrothaus, and S. Kovalenko, Phys.Lett. **B498**, 35 (2001), arXiv:hep-ph/0008182.  
[7] H. Päs, M. Hirsch, H. V. Klapdor-Kleingrothaus and S. G. Kovalenko, Phys. Lett. B **453**, 194 (1999). doi:10.1016/S0370-2693(99)00330-5  
[8] A. Faessler, S. Kovalenko, F. Simkovic and J. Schwieger, Phys. Rev. Lett. **78**, 183 (1997) doi:10.1103/PhysRevLett.78.183 [hep-ph/9612357].

- [9] A. Faessler, S. Kovalenko and F. Simkovic, Phys. Rev. D **58**, 115004 (1998) doi:10.1103/PhysRevD.58.115004 [hep-ph/9803253].
- [10] T. Peng, M. J. Ramsey-Musolf and P. Winslow, Phys. Rev. D **93**, no. 9, 093002 (2016) doi:10.1103/PhysRevD.93.093002 [arXiv:1508.04444 [hep-ph]].
- [11] G. Buchalla, A. J. Buras, and M. E. Lautenbacher, Rev.Mod.Phys. **68**, 1125 (1996), arXiv:hep-ph/9512380.
- [12] A. Gando *et al.* [KamLAND-Zen Collaboration], arXiv:1605.02889 [hep-ex].
- [13] M. Agostini [GERDA Collaboration], Conference Presentation, Neutrino 2016.
- [14] M. Doi, T. Kotani and E. Takasugi, Prog.Theor. Phys. Suppl. **83**, 1 (1985).
- [15] K. S. Babu and C. N. Leung, Nucl. Phys. B **619**, 667 (2001) doi:10.1016/S0550-3213(01)00504-1 [hep-ph/0106054].
- [16] J. C. Helo, M. Hirsch and T. Ota, JHEP **1606**, 006 (2016) doi:10.1007/JHEP06(2016)006 [arXiv:1602.03362 [hep-ph]].
- [17] F. F. Deppisch, J. Harz, M. Hirsch, W. C. Huang and H. Päs, Phys. Rev. D **92**, no. 3, 036005 (2015) doi:10.1103/PhysRevD.92.036005 [arXiv:1503.04825 [hep-ph]].
-

## Erratum: QCD corrections and long-range mechanisms of neutrinoless double beta decay

We have found a mistake in the renormalization prescription for the quark fields we used in our paper [1]. As a consequence, an incorrect expression for the anomalous dimensions were derived and shown in Eq. (16) of Ref. [1]. The correct result to replace Eq. (16) with is

$$\gamma_{ij} = \delta_{ij}\gamma_j, \quad \text{with} \quad \gamma_1 = -3\gamma_2 = -6C_F, \quad \gamma_3 = 0.$$

These changes modify the numerical values in Eq. (19) to

$$U_1(\mu_0, \Lambda_0) \simeq 2.0, \quad U_2(\mu_0, \Lambda_0) \simeq 0.8, \quad U_3(\mu_0, \Lambda_0) = 1$$

and the limits in the second column "*With QCD*" in Table I. Here we show an updated Table I taking into account the modifications in Eq. (19). As seen the numerical changes both in (19) and, as a result, in Table I are very moderate, about 20%-30%, which do not alter our conclusion about insignificance of the QCD corrections to the long-range mechanism of neutrinoless double beta decay.

	Without QCD		With QCD	
	<sup>76</sup> Ge	<sup>136</sup> Xe	<sup>76</sup> Ge	<sup>136</sup> Xe
$C_1^L$	$5.3 \times 10^{-9}$	$3.7 \times 10^{-9}$	$2.7 \times 10^{-9}$	$1.9 \times 10^{-9}$
$C_1^R$	$5.3 \times 10^{-9}$	$3.7 \times 10^{-9}$	$2.7 \times 10^{-9}$	$1.9 \times 10^{-9}$
$C_2^L$	$3.1 \times 10^{-10}$	$2.2 \times 10^{-10}$	$3.9 \times 10^{-10}$	$2.8 \times 10^{-10}$
$C_2^R$	$8.2 \times 10^{-10}$	$5.7 \times 10^{-10}$	$1.1 \times 10^{-9}$	$7.3 \times 10^{-10}$
$C_3^L$	$2.2 \times 10^{-9}$	$1.5 \times 10^{-9}$	$2.2 \times 10^{-9}$	$1.5 \times 10^{-9}$
$C_3^R$	$3.4 \times 10^{-7}$	$2.4 \times 10^{-7}$	$3.4 \times 10^{-7}$	$2.4 \times 10^{-7}$

---

[1] C. Arbeláez, M. González, M. Hirsch and S. Kovalenko, Phys. Rev. D **94**, no. 9, 096014 (2016) doi:10.1103/PhysRevD.94.096014 [arXiv:1610.04096 [hep-ph]].