

A possible dark matter annihilation signal in the AMS-02 antiproton data

Ming-Yang Cui^{a,b}, Qiang Yuan^{a,*}, Yue-Lin Sming Tsai^c, and Yi-Zhong Fan^{a†}

^aKey Laboratory of Dark Matter and Space Astronomy, Purple Mountain Observatory,
Chinese Academy of Sciences, Nanjing 210008, P.R.China

^bDepartment of Physics, Nanjing University, Nanjing 210093, P.R.China

^cPhysics Division, National Center for Theoretical Sciences, Hsinchu, Taiwan

(Dated: February 27, 2018)

A new approach has been adopted to probe the dark matter signal using the latest AMS-02 cosmic ray antiproton flux data. Different from previous studies, we do not assume specific propagation, injection, and solar modulation parameters when calculating the antiproton fluxes, but use the results inferred from the B/C ratio and proton data from the recent PAMELA/AMS-02 measurements instead. A joint likelihood method including the likelihood of these background parameters is established within the Bayesian framework. We find that a dark matter signal is favored with a high test statistic value of ~ 70 . The rest mass of the dark matter particles is $\sim 30 - 70$ GeV and the velocity-averaged hadronic annihilation cross section is about $(1 - 6) \times 10^{-26} \text{ cm}^3 \text{ s}^{-1}$, in agreement with that needed to account for the Galactic center GeV excess and/or the weak GeV emission from dwarf galaxies Reticulum 2 and Tucana III. Tight constraints on the dark matter annihilation models are also set in a wide mass region.

PACS numbers: 95.35.+d, 96.50.S-

I. INTRODUCTION

The precise measurements of cosmic ray (CR) anti-particle spectra by space-borne instrument, such as PAMELA and AMS-02, provides very good sensitivity to probe the particle dark matter (DM) annihilation or decay in the Milky Way. The CR antiprotons, primarily come from the inelastic collisions between the CR protons (and Heliums) and the interstellar medium (ISM), are effective to constrain the DM models [1–3]. Recent observations of the antiproton fluxes [4–6] are largely consistent with the expectation from the CR propagation model, leaving very limited room for the annihilation or decay of DM [2, 7–10].

There are several sources of uncertainties to use antiprotons to constrain the DM models. The largest uncertainty may come from the propagation parameters. Usually the secondary-to-primary ratio of CR nuclei, such as the Boron-to-Carbon ratio (B/C), and the radioactive-to-stable isotope ratio of secondary nuclei, such as the Beryllium isotope ratio $^{10}\text{Be}/^9\text{Be}$, are used to determine the propagation parameters [11, 12]. Limited by the data quality, the constraints on the propagation parameters are generally very loose [13, 14]. Even the effect on the background antiproton flux due to uncertainties of propagation parameters is moderate, the flux from the DM component depends sensitively on propagation parameters [15]. Additional uncertainties include the injection spectrum of the CR nuclei, solar modulation, and hadronic interaction models, which affect the background and the DM signal simultaneously [7].

Given the new measurements of the proton, Helium, and B/C data by PAMELA and AMS-02 [16–19], improved constraints on the propagation and source injection parameters

can be obtained [20, 21]. With these newly observational data, we conduct a global study to determine the propagation, injection, and solar modulation parameters simultaneously using the Markov Chain Monte Carlo (MCMC) method [22]. These “background” parameters and their likelihoods can be incorporated in the study of the DM model parameters by means of the Bayesian theorem, giving self-consistent and unbiased judgement of the DM models [20]. In this work we apply this method to the most recently reported antiproton fluxes measured by AMS-02 [6]. Furthermore, we improve the constraints on the solar modulation parameters with the time-dependent proton fluxes measured by PAMELA [23].

II. BACKGROUND

Here we simply introduce the fitting procedure adopted in [22] to determine the propagation, injection, and solar modulation parameters. Hereafter they are referred as background parameters. We work in the diffusion reacceleration¹ framework of the CR propagation, which was found to reproduce the peak of the B/C data around 1 GeV/n well [24]. The injection spectrum of nuclei is assumed to be a broken power-law with respect to rigidity. Although the spectrum of Helium (and heavier nuclei) is found to be harder than that of protons, we assume a unified set of injection parameters of all nuclei. Such an assumption is expected to not sensitively affect the calculation of the B/C ratio. The solar modulation model is adopted to be the force-field approximation [25]. As for the modulation potential, we employ a time-variation form $\Phi = \Phi_0 + \Phi_1 \times \tilde{N}(t)$ to connect the modulation with solar ac-

*Electronic address: yuanq@pmo.ac.cn

†Electronic address: yzf@pmo.ac.cn

¹ Other propagation scenarios, such as the plain diffusion and diffusion convection models, have also been discussed in [22]. However, the diffusion reacceleration scenario is found to be best consistent with the data.

tivities which are characterized by the sunspot number $^2 \tilde{N}(t)$ (normalized to 1 at solar maximum of cycle 24). The data used in the fitting include the B/C data by ACE [26] and AMS-02 [19], the proton spectrum by AMS-02 [17] and the time-dependent proton fluxes by PAMELA [23]. The $^{10}\text{Be}/^9\text{Be}$ ratio is not well determined yet. We also use some old measurements by Ulysses [27], ACE [28], Voyager [29], IMP [30], ISEE-3 [30], and ISOMAX [31] in the fitting.

The numerical tool GALPROP [32, 33] is adopted to calculate the propagation of CRs. We have developed a global fitting tool, CosRayMC, which incorporates GALPROP into the MCMC sampler [34], enabling efficient survey of the high-dimensional parameter space of the CR propagation [35, 36]. Once the background parameters are obtained, the secondary production of antiprotons can be obtained, as shown in Fig. 1. Note that there are additional uncertainties from the antiproton production cross section [37, 38]. Especially it has been found that an asymmetry exists between the antineutron and antiproton production for pp collisions, which tends to give more antineutrons [39]. An energy-independent rescaling factor of $\kappa \simeq 1.3 \pm 0.2$ has been suggested to approximate the ratio of antineutron-to-antiproton production cross sections [37]. For the results shown in Fig. 1 we adopt $\kappa = 1.2$.

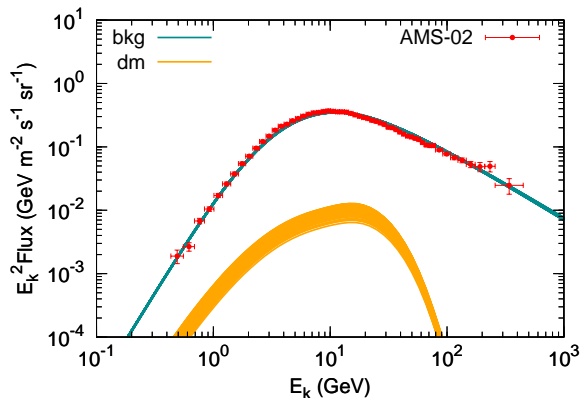


FIG. 1: Secondary and DM annihilation antiproton fluxes calculated for 2σ ranges of the background parameters determined in the fitting to the B/C, $^{10}\text{Be}/^9\text{Be}$, and proton data. The mass of the DM particle is 110 GeV, and the annihilation cross section is $10^{-26} \text{ cm}^3 \text{ s}^{-1}$.

III. DM ANNIHILATION

Antiprotons can also be produced via the DM annihilation or decay. In this work we focus on the discussion of DM annihilation. The density profile of DM is adopted to be NFW profile [40], $\rho(r) = \rho_s \left[(r/r_s)(1 + r/r_s) \right]^{-1}$, where $r_s = 20 \text{ kpc}$ and $\rho_s = 0.26 \text{ GeV cm}^{-3}$. The production spectrum of antiprotons is calculated using the tables given in [41].

Fig. 1 shows the results of DM induced antiproton fluxes, for $m_\chi = 110 \text{ GeV}$ and $\langle\sigma v\rangle = 10^{-26} \text{ cm}^3 \text{ s}^{-1}$, and various background parameters which lie in the 2σ ranges derived in the background fitting. Due to the improved constraints on the propagation parameters (e.g., the half height of the propagation halo $z_h = 5.5 \pm 0.9 \text{ kpc}$), the DM annihilation induced antiproton fluxes are constrained in a range of a factor of ~ 2 , which improve much compared with previous studies (e.g., [15, 20]).

IV. RESULTS OF DM CONSTRAINTS

From the Bayesian theorem, the posterior probability density of the parameter $\langle\sigma v\rangle$ for given mass of the DM particle, m_χ , is

$$\mathcal{P}(\langle\sigma v\rangle)_{|m_\chi} \propto \int \mathcal{L}(m_\chi, \langle\sigma v\rangle, \theta_{\text{bkg}}, \kappa) p(\theta_{\text{bkg}}) p(\kappa) d\theta_{\text{bkg}} d\kappa, \quad (1)$$

where \mathcal{L} is the likelihood function of model parameters $(m_\chi, \langle\sigma v\rangle, \theta_{\text{bkg}}, \kappa)$ calculated from the AMS-02 antiproton data, $p(\theta_{\text{bkg}})$ is the prior probability density of background parameters θ_{bkg} which is obtained via the MCMC fitting to the B/C, $^{10}\text{Be}/^9\text{Be}$, and proton data, and $p(\kappa)$ is the prior probability distribution of the antineutron-to-antiproton production ratio, which is assumed to be Gaussian distribution $N(1.3, 0.2^2)$ [37, 39].

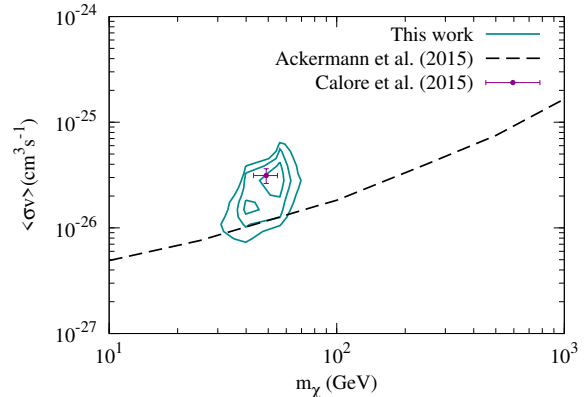


FIG. 2: 68%, 95%, and 99% credible regions of the DM parameters $m_\chi - \langle\sigma v\rangle$ to fit the AMS-02 antiproton data. The annihilation channel is assumed to be $b\bar{b}$. Also shown are the Fermi-LAT exclusion limits from observations of dwarf galaxies [42], and the inferred parameters (with a re-scaling of the local density) through fitting to the Galactic center GeV excess [43].

We find that the AMS-02 data favor a DM component with a mass of a few tens GeV and an annihilation cross section of the thermal production level for quark final state. The test statistic (TS) value of such a DM component is found to be about 70 for the best-fit DM parameters $m_\chi = 50 \text{ GeV}$ and $\langle\sigma v\rangle = 2 \times 10^{-26} \text{ cm}^3 \text{ s}^{-1}$ for the annihilation channel $b\bar{b}$. Fig. 2 shows the favor parameter regions on the $m_\chi - \langle\sigma v\rangle$ plane.

² <http://solarscience.msfc.nasa.gov/SunspotCycle.shtml>

Note that in this work we adopt a local DM density of 0.3 GeV cm^{-3} , which may require a relatively large cross section.

It is interesting to note that such a favored parameter region is consistent with that to fit the GeV γ -ray excess in the Galactic center region [44, 45], as well as the tentative γ -ray excesses in the directions of two dwarf galaxies [46, 47]. Also we find that the favored DM mass is consistent with that inferred from a tentative γ -ray line-like signal with energies $\sim 43 \text{ GeV}$ from a population of clusters of galaxies [48]. Such a consistency, if not solely due to coincidence, strongly supports the common DM origin of the antiproton “anomaly” and GeV γ -ray excesses.

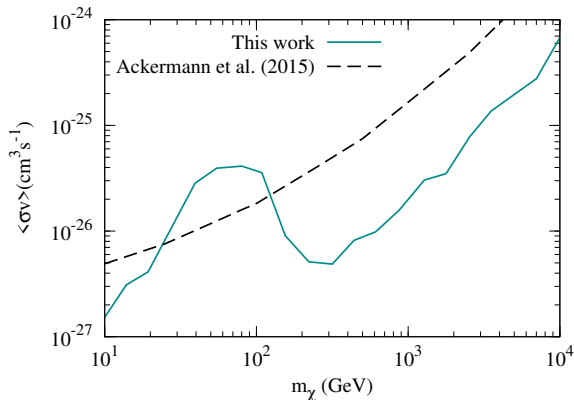


FIG. 3: 95% credible upper limits of the DM annihilation cross section versus mass derived through fitting to the AMS-02 data, compared with that from Fermi-LAT observations of dwarf galaxies [42].

We also derive the upper limits of the DM annihilation cross section for DM masses of $10 - 10^4 \text{ GeV}$, as shown in Fig. 3. Here the 95% credible limit of $\langle\sigma v\rangle$ is obtained by setting $\left(\int_0^{\langle\sigma v\rangle} \mathcal{P}(x) dx\right) / \left(\int_0^\infty \mathcal{P}(x) dx\right) = 0.95$. Compared with that derived from the combined analysis of the Fermi-LAT γ -ray emission from a population of dwarf spheroidal galaxies [42], our limits improve in general by a factor of several, except for the mass range of $30 - 150 \text{ GeV}$ where we find signal favored by the antiproton data.

V. CONCLUSION

Compelling evidence indicates that DM particles consist of a substantial fraction of the energy density of the Universe. It is also widely anticipated that these exotic particles can annihilate with each other and produce stable high energy

particle pairs, including for example electrons/positrons, protons/antiprotons, neutrinos/anti-neutrinos and γ -rays. However, so far no solid evidence for DM annihilation has been reported, yet.

In this work we use the precise measurement of the antiproton flux by AMS-02 to probe the DM annihilation signal. The CR propagation parameters, proton injection parameters, and the solar modulation parameters, which are derived through independent fitting to the B/C and $^{10}\text{Be}/^9\text{Be}$ ratios, and the time-dependent proton fluxes, are taken into account in the posterior probability calculation of the DM parameters self-consistently within the Bayesian framework. Such an approach avoids to assume these background parameters in advance, and thus tends to give less biased results of the DM searches.

We find that the antiproton data suggest the existence of a DM signal with a TS value of ~ 70 , corresponding to a significance of $\sim 8\sigma$ for two degrees of freedom. The favored mass of DM particles ranges from 30 to 70 GeV , and the annihilation cross section is about $(1 - 6) \times 10^{-26} \text{ cm}^3 \text{s}^{-1}$, for $b\bar{b}$ final states. Though further studies are still needed to establish the DM origin of the antiproton “anomaly”, we notice that the inferred rest mass and annihilation cross section of the DM particles are well consistent with that found in the DM modeling of the Galactic center GeV excess and/or the weak GeV emission signal in the directions of Reticulum 2 and Tucana III. Such a remarkable consistency, if not due to coincidence, points towards a common DM annihilation origin of these signals. The indication of a similar signal from various targets and different messengers will be very important for the search for particle DM.

We have also obtained the upper limits on the DM annihilation cross section from the antiproton data, which turn out to be stronger by a factor of several than that set by the Fermi-LAT observations of a population of dwarf spheroidal galaxies in a wide mass range.

Note — When we are finalizing this work, Ref. [49] appears on arXiv. Though the detailed analysis is different, we have similar method and also consistent results.

Acknowledgments

This work is supported in part by the National Basic Research Program of China (No. 2013CB837000), the National Key Program for Research and Development (No. 2016YFA0400200), and the National Natural Science Foundation of China (No. 11525313) (i.e., the Funds for Distinguished Young Scholars).

[1] L. Bergström, J. Edsjö, M. Gustafsson, and P. Salati, *J. Cosmol. Astropart. Phys.* **5**, 006 (2006), astro-ph/0602632.
 [2] F. Donato, D. Maurin, P. Brun, T. Delahaye, and P. Salati, *Phys. Rev. Lett.* **102**, 071301 (2009), 0810.5292.

[3] M. Cirelli, D. Gaggero, G. Giesen, M. Taoso, and A. Urbano, *J. Cosmol. Astropart. Phys.* **12**, 045 (2014), 1407.2173.
 [4] O. Adriani, et al., *Phys. Rev. Lett.* **102**, 051101 (2009), 0810.4994.

- [5] O. Adriani, et al., Phys. Rev. Lett. **105**, 121101 (2010), 1007.0821.
- [6] M. Aguilar, et al., Physical Review Letters **117**, 091103 (2016).
- [7] G. Giesen, M. Boudaud, Y. Génolini, V. Poulin, M. Cirelli, P. Salati, and P. D. Serpico, J. Cosmol. Astropart. Phys. **9**, 023 (2015), 1504.04276.
- [8] H.-B. Jin, Y.-L. Wu, and Y.-F. Zhou, Phys. Rev. D **92**, 055027 (2015), 1504.04604.
- [9] S.-J. Lin, X.-J. Bi, P.-F. Yin, and Z.-H. Yu, ArXiv e-prints (2015), 1504.07230.
- [10] N. Fornengo, L. Maccione, and A. Vittino, J. Cosmol. Astropart. Phys. **4**, 003 (2014), 1312.3579.
- [11] T. K. Gaisser, *Cosmic rays and particle physics* (Cambridge and New York, Cambridge University Press, 1990, 292 p., 1990).
- [12] A. W. Strong, I. V. Moskalenko, and V. S. Ptuskin, Annual Review of Nuclear and Particle Science **57**, 285 (2007), astro-ph/0701517.
- [13] D. Maurin, F. Donato, R. Taillet, and P. Salati, Astrophys. J. **555**, 585 (2001).
- [14] A. Putze, L. Derome, and D. Maurin, Astron. Astrophys. **516**, A66 (2010), 1001.0551.
- [15] F. Donato, N. Fornengo, D. Maurin, P. Salati, and R. Taillet, Phys. Rev. D **69**, 063501 (2004), astro-ph/0306207.
- [16] O. Adriani, et al., Science **332**, 69 (2011), 1103.4055.
- [17] M. Aguilar, et al., Physical Review Letters **114**, 171103 (2015).
- [18] M. Aguilar, et al., Physical Review Letters **115**, 211101 (2015).
- [19] AMS-02 collaboration, in *AMS Days at CERN* (<http://www.ams02.org/>, 2013).
- [20] H.-B. Jin, Y.-L. Wu, and Y.-F. Zhou, J. Cosmol. Astropart. Phys. **9**, 049 (2015), 1410.0171.
- [21] M. Korsmeier and A. Cuoco, ArXiv e-prints (2016), 1607.06093.
- [22] Q. Yuan, S.-J. Lin, and X.-J. Bi, in preparation (2016).
- [23] O. Adriani, et al., Astrophys. J. **765**, 91 (2013), 1301.4108.
- [24] I. V. Moskalenko, A. W. Strong, J. F. Ormes, and M. S. Potgieter, Astrophys. J. **565**, 280 (2002), astro-ph/0106567.
- [25] L. J. Gleeson and W. I. Axford, Astrophys. J. **154**, 1011 (1968).
- [26] J. S. George, et al., Astrophys. J. **698**, 1666 (2009).
- [27] J. J. Connell, Astrophys. J. Lett. **501**, L59 (1998).
- [28] N. E. Yanasak, et al., Astrophys. J. **563**, 768 (2001).
- [29] A. Lukasiak, in *International Cosmic Ray Conference* (1999), vol. 3, p. 41.
- [30] J. A. Simpson and M. Garcia-Munoz, Space Sci. Rev. **46**, 205 (1988).
- [31] T. Hams, et al., Astrophys. J. **611**, 892 (2004).
- [32] A. W. Strong and I. V. Moskalenko, Astrophys. J. **509**, 212 (1998), astro-ph/9807150.
- [33] I. V. Moskalenko and A. W. Strong, Astrophys. J. **493**, 694 (1998), astro-ph/9710124.
- [34] A. Lewis and S. Bridle, Phys. Rev. D **66**, 103511 (2002), astro-ph/0205436.
- [35] J. Liu, Q. Yuan, X. J. Bi, H. Li, and X. M. Zhang, Phys. Rev. D **81**, 023516 (2010), 0906.3858.
- [36] J. Liu, Q. Yuan, X.-J. Bi, H. Li, and X. Zhang, Phys. Rev. D **85**, 043507 (2012), 1106.3882.
- [37] M. di Mauro, F. Donato, A. Goudelis, and P. D. Serpico, Phys. Rev. D **90**, 085017 (2014), 1408.0288.
- [38] R. Kappl and M. W. Winkler, J. Cosmol. Astropart. Phys. **9**, 051 (2014), 1408.0299.
- [39] H. G. Fischer and NA49 Collaboration, Acta Physica Hungarica Heavy Ion Physics **17**, 369 (2003).
- [40] J. F. Navarro, C. S. Frenk, and S. D. M. White, Astrophys. J. **490**, 493 (1997), astro-ph/9611107.
- [41] M. Cirelli, G. Corcella, A. Hektor, G. Hütsi, M. Kadastik, P. Panci, M. Raidal, F. Sala, and A. Strumia, J. Cosmol. Astropart. Phys. **3**, 051 (2011), 1012.4515.
- [42] M. Ackermann, et al., Physical Review Letters **115**, 231301 (2015), 1503.02641.
- [43] F. Calore, I. Cholis, and C. Weniger, J. Cosmol. Astropart. Phys. **3**, 038 (2015), 1409.0042.
- [44] D. Hooper and L. Goodenough, Physics Letters B **697**, 412 (2011), 1010.2752.
- [45] K. N. Abazajian and M. Kaplinghat, Phys. Rev. D **86**, 083511 (2012), 1207.6047.
- [46] A. Geringer-Sameth, M. G. Walker, S. M. Koushiappas, S. E. Kposov, V. Belokurov, G. Torrealba, and N. W. Evans, Physical Review Letters **115**, 081101 (2015), 1503.02320.
- [47] S. Li, Y.-F. Liang, K.-K. Duan, Z.-Q. Shen, X. Huang, X. Li, Y.-Z. Fan, N.-H. Liao, L. Feng, and J. Chang, Phys. Rev. D **93**, 043518 (2016), 1511.09252.
- [48] Y.-F. Liang, Z.-Q. Shen, X. Li, Y.-Z. Fan, X. Huang, S.-J. Lei, L. Feng, E.-W. Liang, and J. Chang, Phys. Rev. D **93**, 103525 (2016), 1602.06527.
- [49] A. Cuoco, M. Kramer, and M. Korsmeier, ArXiv e-prints (2016), 1610.03071.

Appendix

Table I presents the posterior 1σ ranges of the fitting parameters as obtained in Ref. [22], for the diffusion reacceleration propagation scenario.

TABLE I: Mean values and posterior 1σ uncertainties of the parameters for the fitting with B/C, $^{10}\text{Be}/^9\text{Be}$, and the proton spectra.

Parameter	Unit	Value
D_0	$(10^{28}\text{cm}^2\text{s}^{-1})$	7.09 ± 0.87
δ		0.349 ± 0.005
z_h	(kpc)	5.47 ± 0.87
v_A	(km s^{-1})	38.14 ± 0.99
$\log(A_p^a)$		-8.364 ± 0.003
ν_1		1.702 ± 0.026
ν_2		2.399 ± 0.008
$\log(R_{br}^b)$		4.06 ± 0.03
Φ_0	(MV)	204 ± 12
Φ_1	(MV)	516 ± 21

Notes: ^aPropagated flux normalization of protons at 100 GeV in unit of $\text{cm}^{-2}\text{s}^{-1}\text{sr}^{-1}\text{MeV}^{-1}$. ^bBreak rigidity of the proton injection spectrum in unit of MV.