

Finding Euler Tours in the StrSort Model

Lasse Kliemann Jan Schiemann Anand Srivastav

Department of Computer Science
 Kiel University
 Christian-Albrechts-Platz 4
 24118 Kiel, Germany
 {lki,jasc,asr}@informatik.uni-kiel.de

Abstract: We present a first algorithm for finding Euler tours in undirected graphs in the StrSort model. This model is a relaxation of the semi streaming model. The graph is given as a stream of its edges and can only be read sequentially, but while doing a pass over the stream we are allowed to write out another stream which will be the input for the next pass. In addition, items in the stream are sorted between passes. This model was introduced by Aggarwal et al. in 2004. Here we apply this model to the problem of finding an Euler tour in a graph (or to decide that the graph does not admit an Euler tour). The algorithm works in two steps. In the first step, a single pass is conducted while a linear (in the number of vertices n) amount of RAM is required. In the second step, $\mathcal{O}(\log(n))$ passes are conducted while only $\mathcal{O}(\log(n))$ RAM is required.

We use an alteration of the algorithm of Atallah and Vishkin from 1984 for finding Euler tours in parallel. It finds a partition of edge-disjoint circuits and arranges them in a tree expressing their connectivity. Then the circuits are merged according to this tree. In order to minimize the needed amount of RAM, we evade the need to store the entire tree and use techniques suggested by Aggarwal et al. to exchange information concerning the merging of circuits.

1 Introduction

For the processing of large graphs, the *graph streaming* or *semi streaming* model has been studied extensively in the last decade. In this model, the graph is given as a stream of its edges meaning that only sequential access is possible. Random-access memory (RAM) is restricted to $\mathcal{O}(n \cdot \text{polylog}(n))$ edges at a time. This makes the model non-applicable to problems where already the size of the solution can be larger than that. In the Euler tour problem, we are looking for a closed walk in an undirected graph such that each

edge is visited exactly once (or we wish to determine that the graph does not admit such a walk). The solution size (in the positive case) can be of order $\Theta(n^2)$, since it contains all edges of the graph. This problem hence calls for a relaxation of the graph streaming model.

1.1 StrSort and W-Stream

Aggarwal et al. [7, 1] presented a less restrictive streaming model, called *StrSort-model*. It consists of alternating streaming and sorting passes. A streaming pass consists of a Turing machine with local memory of size m and two tapes. On one tape, the Turing machine reads a sequence $S = x_1, \dots, x_k$ of $k \in \mathbb{N}$ items. On the other tape, an output stream is written. On both tapes, the Turing machine can move only left-to-right. In a sorting pass, a Turing machine with a global partial order sorts items on a tape according to this order and gives the sorted items as output.

Definition 1. *StrSort*(p_{Str}, p_{Sort}, m) is the class of functions computable by the composition of up to p_{Str} streaming passes and p_{Sort} sorting passes, each with memory m , where:

- the local memory is maintained between streaming passes
- streams produced at intermediate stages are of length $\mathcal{O}(n)$, where n is the length of the input stream.

Using only $\mathcal{O}(\text{polylog}(n))$ memory space and $\mathcal{O}(\text{polylog}(n))$ passes is sufficient for solving many graph problems in this streaming model, such as minimum spanning tree, maximal independent set and mincut [7], hence the following definition of Aggarwal et al.:

Definition 2. *PL-StrSort* := $\cup_k \text{StrSort} (O(\log^k n), O(\log^k n))$

Demetrescu et al. [5] showed for a few graph problems that the sorting steps are not necessary. In the so-called W-Stream-model, which uses only the streaming steps (i.e. *StrSort*($p_{Str}, 0, m$)), they show a tradeoff between internal memory and streaming passes for undirected connectivity and single-source shortest paths in directed graphs.

1.2 Euler tours

The Euler tour problem is one of the fundamental problems of graph theory. Given a graph $G = (V, E)$, find an Euler tour or state that the graph is not Eulerian. In RAM model finding Euler tours in polynomial time is relatively easy, and there are multiple

well known algorithms for that task. But the problem gets more complicated considering a big data environment in the form of a streaming or external memory model. For the latter, an algorithm of Atallah and Vishkin [2] for solving Euler tours in PRAM is used. The algorithm has a running time of $\mathcal{O}(\log(n))$ and uses $n + m$ processors, where n is the number of vertices and m is the number of edges in G . Since PRAM algorithms can be transferred to external memory [3], this result can be remodeled to get an external memory algorithm solving the Euler tour problem in $\mathcal{O}(\log(n) \text{ sort}(n + m))$ I/Os. While the different problem “Euler tour on a tree” is regarded in multiple papers (e.g. [4], also with a transfer of PRAM algorithms), to the best of our knowledge the classical Euler tour problem was not considered in a streaming model before.

1.3 Our contribution

We give the 2-step StrSort-algorithm *EulerStr* for finding an Euler tour in a given graph $G = (V, E)$ with $n := |V|$ and $m := |E|$. The first step is a single pass W-stream algorithm with memory space $\mathcal{O}(n \log(n))$, that is, the bound which is usually used in the semi-streaming environment. The second step is a PL-StrSort algorithm with $\mathcal{O}(\log(n))$ alternating streaming and sorting passes and $\mathcal{O}(\log(n))$ memory space. The stream length will be $\mathcal{O}(m)$ the whole time. We use the technique of Atallah and Vishkin for finding Euler tours in parallel, but with two differences:

- The algorithm of Atallah and Vishkin uses memory space of a size inappropriate for a streaming environment. We limit the memory space needed in the different steps using the storage of suitable subgraphs and different standard techniques of the StrSort model.
- In contrast to the algorithm of Atallah and Vishkin, we don’t save the predecessor edge in the Euler tour for every edge. We output the edges in the right order given by a found Euler tour. This can be interesting for further processing the Euler tour.

2 Preliminaries

Let $G = (V, E)$ be an undirected graph with vertex set V and edge set E . A walk of length k is an alternating sequence $v_1 - e_1 - v_2 - e_2 - \dots - v_k - e_k - v_{k+1}$ of vertices and edges, where $e_i = \{v_i, v_{i+1}\}$ for all $i \in \{1, \dots, k\}$. A trail is a walk without repeating edges, i.e. for all $i, j \in \{1, \dots, k\}$: $i \neq j \Leftrightarrow e_i \neq e_j$. A circuit is a trail with the property $v_1 = v_{k+1}$, i.e. a closed trail. An Euler tour is a circuit that uses each edge in E exactly once. A graph that contains an Euler tour is called Eulerian. A path is a walk without repeating vertices or edges. A cycle is a circuit with $v_i \neq v_j$ for all $i, j \in \{1, \dots, k\}$.

A rooted tree is a tree, in which one vertex r is assigned as a root. In a rooted tree, the depth of a vertex v is the length of the unique path to its root. The vertex u adjacent to v , which is on the v - r -path is called predecessor of v . If for an vertex w , v is the predecessor of w , w is called an successor of v . An out-tree is a rooted, directed tree, where all edges point to the respective successor. For an directed edge $\vec{e} = (u, v)$, u is called the tail, and v the head of \vec{e} .

For an undirected Graph $G = (V, E)$, each vertex is presented with a distinct number of the set $\{1, \dots, n\}$ with $n := |V|$. The input stream consists of the m edges of G , given in random order.

3 General idea of EulerStr

Let $G = (V, E)$ be an undirected graph. Unless said otherwise, we define $n := |V|$ and $m := |E|$ for the rest of the paper. The algorithm EulerStr will test, if the graph is Eulerian, and if it is, will output directed edges in order $(u_1, v_1), \dots, (u_m, v_m)$ with the following properties:

- $x_i \in V$ for all $x \in \{u, v\}, i \in \{1, \dots, m\}$
- for all $e \in E$ there is exactly one $i \in \{1, \dots, m\}$ with $e = \{u_i, v_i\}$
- $v_i = u_{i+1}$ for all $i \in \{1, \dots, m - 1\}$, and $v_m = u_1$

Hence the sequence $u_1 - \{u_1, v_1\} - v_1 - \{u_2, v_2\} - v_2, \dots - \{u_m, v_m\} - v_m$ is a closed trail that uses each edge exactly once, i.e. an Euler tour. We will often describe walks, circuits etc. analog to this as a sequence of directed edges instead of an alternating sequence of vertices and undirected edges. This way, when sorting edges we can sort by the label of either the head or the tail, and don't have to consider the random inner order of undirected edges.

Remark 1. *We use a slight alteration of the algorithm of Atallah and Vishkin [2] It consists of three general steps:*

1. *Partition the graph into q edge-disjoint circuits C_1, \dots, C_q .*
2. *Create an out-tree $T = (V', E')$ with $V' = \{w_1, \dots, w_q\}$ and for all $i, j \in \{1, \dots, q\}$: $(w_i, w_j) \in E' \Rightarrow C_i$ and C_j share a common vertex in G .*
3. *Iteratively: Merge all circuits presented in T by vertices with odd depth with the circuit presented in T by the predecessor.*

Step 1 is easily done in W-stream with $\mathcal{O}(n \log(n))$ memory space, because n Edges fit into internal memory, and every subgraph with n edges contains at least one cycle. So iteratively, edges can be taken from the input stream until n edges are present in internal memory. Then, the edges of a circuit can be found, written on the output stream and deleted from internal memory. If there are edges left in internal memory after the W-stream step, the graph was not Eulerian. Alternatively, n variables can be placed in internal memory, that keep track of the degree of the vertices. This is helpful because of the following well known result:

Lemma 1. *Let $G = (V, E)$ be an undirected graph. Then G is Eulerian, iff every vertex has even degree and the graph is connected.* \square

That step 2 and 3 with additional properties are giving us an Euler tour is shown in the following lemma:

Lemma 2. *Let $G = \bigcup_{1 \leq i \leq q} C_i$ be an Eulerian graph partitioned into q circuits $v_{i_1} - e_i^1 - v_{i_2} - \dots - v_{i_{l_i+1}} = v_{i_1}$ with $i \in \{1, \dots, q\}$ and $\sum_{i=1}^q l_i = m$. l_i is the length of the circuit C_i . Let $T = (V', E')$ be a rooted tree with $V' = \{w_1, \dots, w_q\}$, root w_1 and for $i, j \in \{1, \dots, q\}$: $(w_i, w_j) \in E' \Rightarrow C_i$ and C_j share a common vertex in G . For every $i \in \{2, \dots, k\}$, let v_{i_1} be a vertex that the circuit C_i shares with its predecessor. Then the following recursive algorithm gives an Euler tour:*

Algorithm 1: Algorithm euler-tree

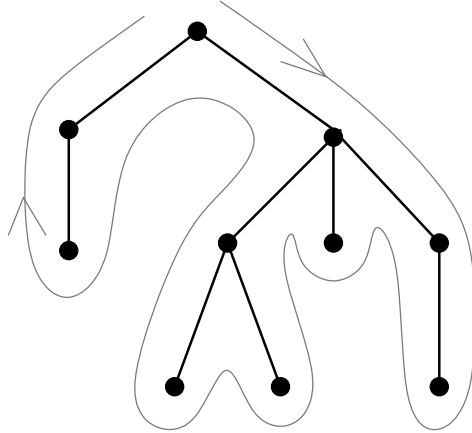
- 1 $S := \{2, \dots, q\}$ (global);
 - 2 output vertex v_{1_1} ;
 - 3 eul-suc(C_1);
-

Algorithm 2: eul-suc(C_j)

- 1 $i := 1$;
 - 2 **repeat**
 - 3 **if** w_j has a successor w_k with $k \in S$ and $v_{j_i} = v_k^1$ **then**
 - 4 $S := S \setminus \{k\}$;
 - 5 eul-suc(C_k);
 - 6 **end**
 - 7 **else**
 - 8 output edge e_j^i and vertex $v_{j_{i+1}}$;
 - 9 $i := i + 1$;
 - 10 **end**
 - 11 **until** $i \leq l_j$;
-

\square

Remark 2. *The route in the tree chosen by the algorithm describes an 'Euler tour on a tree' (for Definition see e.g. [6]).*



Proof of lemma 2: Because of the set S , every vertex w_i in T is regarded at most once. When w_i is regarded, with $\text{EulSuc}(C_i)$ every edge of C_i is part of the output at some point. Now we have to show two things:

1. The algorithm runs $\text{EulSuc}(C_i)$ for every $i \in \{1, \dots, q\}$.
2. The output is an circuit of G .

With both properties it is shown, that the output is an Euler tour. We use an induction over q . For $q = 1$, the algorithm starts with v_{1_1} , and since C_1 is a circuit that contains all edges of G in correct order, the output is an Euler tour. Now we assume, that both properties are correct for all Eulerian graphs with partition of q circuits. Let G be an Eulerian graph with partition of $q + 1$ circuits. W.l.o.g. let w_{q+1} be a leaf in the rooted tree T . Then $T \setminus \{w_{q+1}\}$ is a connected graph, therefore $\tilde{G} := G \setminus \{e_{q+1}^1, \dots, e_{q+1}^{l_{q+1}}\}$ is connected. When a circuit is deleted from an Eulerian graph and the result is connected, then this graph is also Eulerian. This graph has a partition of q circuits, so by assumption the algorithm works for \tilde{G} . Let w_j ($j \in \{1, \dots, q\}$) be the predecessor of w_{q+1} . Then at some point the algorithm runs $\text{EulSuc}(C_j)$. Furthermore there is a $k \in \{1, \dots, l_j\}$ with $v_{j_k} = v_{q+1_1}$. At $\text{EulSuc}(C_j)$ with variable $i = k$, the algorithm doesn't continue with edge e_j^k until all successors of w_j are taken care of. So at some point $\text{EulSuc}(C_{q+1})$ starts, proving the first property. Since w_{q+1} is a leaf, the algorithm outputs all edges of C_{q+1} at once in correct order, ending again at vertex v_{j_k} . Therefore, the algorithm combines an Euler tour of \tilde{G} with the circuit C_{q+1} , resulting in an Euler tour of G , proving the second property. \square

Lemma 2 shows that, if we have an Eulerian Graph, a partition into circuits C_1, \dots, C_q and a rooted tree T with the mentioned properties, a vertex w_i in T can be merged with his predecessor w_j by combining the circuits C_i and C_j , i.e. inserting C_i into C_j at the right place. For this, we want to make sure that the first vertex of C_i is a common vertex of C_j , so we don't have to change the order of C_i before combining it with C_j . Notice that after the merging into a longer circuit $C_{j'}$, the first vertex of this circuit is still a common vertex of its predecessor, therefore we just have to take care of the order of all circuits once. Since in the actual algorithm EulerStr we will store circuits as a sequence of directed edges, this translates to: The tail of the first directed edge of a circuit C_i has to be the head of a directed edge of C_j , where w_j is the predecessor of w_i in T .

4 The semi-W-stream step

4.1 Illustrating the step

In this section, we describe the one pass step of EulerStr with $\mathcal{O}(n \log(n))$ memory. In this pass, we want to perform step 1 and 2 of remark 1. For finishing step 2, we will have to use an additional StrSort($\mathcal{O}(1), \mathcal{O}(1), \log(n)$)-algorithm, which will be described in the following section.

As mentioned, in the input stream we have the m edges in random order. The vertices of G are called $\{v_1, \dots, v_n\}$. In internal memory we keep the following variables with $\mathcal{O}(\log(m)) = \mathcal{O}(\log(n))$ space each:

- $com_i \in \{0, \dots, n\}$ for $i \in \{1, \dots, n\}$, starting with $com_i = 0$ for all $i \in \{1, \dots, n\}$
- $pre_i \in \{0, \dots, m\}$ for $i \in \{1, \dots, n\}$, starting with $pre_i = 0$ for all $i \in \{1, \dots, n\}$
- $cir \in \{0, \dots, m\}$, the number of circuits found yet

Additionally, we build a tree \bar{T} with $\mathcal{O}(n)$ vertices in internal memory. It will later be extended to the desired rooted tree T .

Step 1 of remark 1 is easily done as explained before. We read up to n edges, find a circuit C and output the edges in correct order in relation to the circuit as well as the direction in which the respective edge is traversed. These edges will get $4 \log(m)$ additional memory space and be called '*graph edges*'. In these edges, we store the label cir of the circuit the edge is in, and the position of the edge in the circuit sequence. Occasionally, we also output '*information edges*'. The purpose and form of these information edges and the actual memory usage of the graph edges will be explained later.

For $l \in \{1, \dots, q\}$ let G_l be the graph consisting of all vertices and edges that are used in at least one circuit C_1, \dots, C_l . For $i \in \{1, \dots, n\}$, the variable com_i keeps track of the connected component the vertex v_i is currently in, considering the current graph G_l .

The variable pre_i stores the label of the first circuit found that uses the vertex v_i .

The tree \bar{T} is constructed as follows: We create a vertex $w_l \in \bar{T}$ every time a found circle C_l has at least one of the following properties:

1. $pre_i = 0$ for some $i \in \{1, \dots, n\}$ with $v_i \in C_l$
2. $com_i \neq com_j$ for some $i, j \in \{1, \dots, n\}$ with $v_i, v_j \in C_l$

So for every circuit C_l that contains a vertex not used before, or connects two connected components in the graph G_{l-1} , a vertex w_l in \bar{T} is created. For each property, there can be at most n circuits fulfilling it, so the graph \bar{T} has $\mathcal{O}(n)$ vertices. Edges in \bar{T} are build the following way: Let G_i be the graph that contains all vertices and edges used by the circuits C_1, \dots, C_i . If a circuit C_{i+1} is found, that has vertices of the connected components A_1, \dots, A_k in G_i , let $v_{i_1}, \dots, v_{i_k} \in V$ with $v_{i_j} \in A_j$ for all $j \in \{1, \dots, k\}$. Let $C_{j_1}, \dots, C_{j_{k'}}$ be the circuits stated in $pre_{i_1}, \dots, pre_{i_k}$, i.e. the circuits that used the vertices v_{i_1}, \dots, v_{i_k} for the first time. Then the edges $\{w_{i+1}, w_{j_1}\}, \dots, \{w_{i+1}, w_{j_{k'}}\}$ are added to \bar{T} . The vertices $w_{j_1}, \dots, w_{j_{k'}}$ exist, because the circuits $C_{j_1}, \dots, C_{j_{k'}}$ fulfill property 1.

Example:

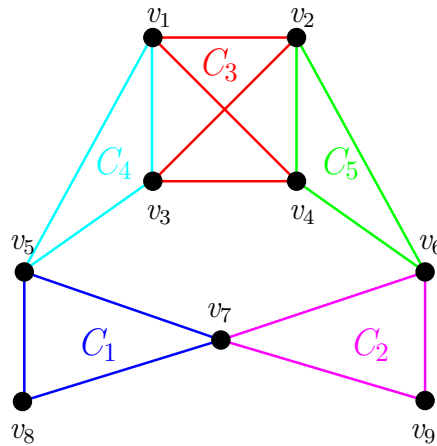


Figure 1: Partition into circuits (cycles here)

Figure 1 gives an example on a graph with nine vertices v_1, \dots, v_9 . Assume that the circuits found are the cycles C_1, \dots, C_5 in that order. C_1 fulfills property 1, so a vertex w_1 in \bar{T} is

created. We set $pre_i = 1$ and $com_i = 1$ for $i \in \{5, 7, 8\}$. C_2 only has property 1 and shares the vertex v_7 with C_1 (this information is stored in pre_7), so $com_6 = 1$, $com_9 = 1$ and w_2 is created in \bar{T} with edge $\{w_1, w_2\}$. Furthermore $pre_6 = 2$ and $pre_9 = 2$, because v_6 and v_9 are used for the first time. With C_3 , we set $pre_i = 3$ for $i \in \{1, 2, 3, 4\}$ and have a new connected component in G_3 with $com_i = 3$ for $i \in \{1, 2, 3, 4\}$. We place a vertex w_3 in \bar{T} without additional edges. C_4 only has property 2 and connects the components '1' and '3'. Vertices v_1 and v_5 are selected with $com_5 = 1$ and $com_1 = 3$. We create a vertex w_4 , and since $pre_5 = 1$ and $pre_1 = 3$, we connect the vertex with edges $\{w_4, w_1\}$ and $\{w_4, w_3\}$ in \bar{T} . The circuit C_5 has neither of the two properties, so there is no additional vertex in \bar{T} . However, to get the extended graph T , we will store an 'information edge' in the output stream, containing the information, that \bar{T} with vertex w_5 and edge $\{w_5, w_3\}$ (selected because $v_2 \in C_5$ and $pre_2 = 3$) would still be a tree. The result is shown in figure 2

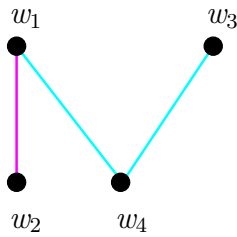


Figure 2: Creating the graph \bar{T}

We have to show that the resulting graph is a tree. In that case, the graph can be stored in internal memory

Lemma 3. *After the streaming procedure, \bar{T} is a tree.*

4.2 Graph edges and information edges

We store two kinds of edges in the stream: Graph edges, which are the actual edges in G with additional information, and information edges which represent the tree T . A graph edge e_i^k of circuit C_i has $2 \log(n) + 4 \log(m)$ memory space and is at first set up as follows (l_i is the length of circuit C_i):

$$e_i^k := (v_{i_k}, v_{i_{k+1}}, i, k, 0, 0) \text{ for } k \in \{1, \dots, l_i\} \quad (1)$$

- $\{v_{i_k}, v_{i_{k+1}}\}$ is the original edge in G .
- $e_i^k \in C_i$ and walking on C_i , e_i^k is passed from v_{i_k} to $v_{i_{k+1}}$.
- k is the placement of e_i^k in C_i in the order stored in the output stream.

- Later when merging circuits, the last two variables will help representing the predecessor circuit C_j and the placement k' of the edge of C_j , behind which the circuit C_i will be inserted.

Information edges are the edges build in \bar{T} and later T . They also contain additional information. Since we need a rooted tree, variables concerning this are placed in these edges. They have $\log(n) + 4 \log(m)$ memory space and are build as follows:

$$f_i^j := (i, j, d_i, v, p_i) \tag{2}$$

- f_i^j represents the edge $\{w_i, w_j\} \in T$ and w_i is the predecessor of w_j in T .
- d_i is the depth of w_i in T .
- v is a common vertex of C_i and C_j in G .
- Similar to graph edges, p_i will be the placement of the edge in C_i , which has v as its head, so when merging C_i and C_j , this can be done by inserting C_j into C_i behind this edge. But for now, this memory space will be used for storing different variables.

4.3 The algorithm

Algorithm 3: Algorithm circuit-find

input : Undirected graph $G = (\{v_1, \dots, v_n\}, E)$ with edges in random order, $m := |E|$
output: m graph edges and q information edges for $q \leq m$

- 1 $com_i := 0$ for all $i \in \{1, \dots, n\}$;
- 2 $pre_i := 0$ for all $i \in \{1, \dots, n\}$;
- 3 $cir := 0$;
- 4 $s := false, s_{cr} := false$; // indicates if vertex in \bar{T} will be or is created
- 5 $s_{edge} := 0$; // indicated potential edge in \bar{T}
- 6 $s_{vert} := 0$; // indicated common vertex in G
- 7 $\bar{T} := (\bar{V}', \bar{E}')$, $\bar{T} := \emptyset, \bar{T} := \emptyset$;
- 8 $S_{comp} := \{0\}$; // keeps track of conn. comp. concerning current circuit
- 9 $com^* := 0$;
- 10 **repeat**
- 11 | read stream until (n edges are in internal memory) or (end of stream);
- 12 | find circuit $C = v_{i_1} - e_i^1 - \dots - v_{i_{l_i}} - e_i^{l_i} - v_{i_1}$ with vertices $v_{i'_1}, \dots, v_{i'_l}$ ($l_i, l' \in \mathbb{N}$) ;
- 13 | if there is no such circuit, **return** 'graph is not Eulerian';
- 14 | $cir := cir + 1$;
- 15 | NEW-TEST(C);
- 16 | COMP-TEST(C);
- 17 | **if** $s=false$ **then**
- 18 | | output information edge ($s_{edge}, cir, 0, v_{s_{vert}}, 1$);
- 19 | | sort C , s.t. $C = v_{i_1} - e_1 - \dots - v_{i_{l_i}} - e_{l_i} - v_{i_1}$ with $v_{i_1} = v_{s_{vert}}$;
- 20 | **end**
- 21 | **for** $j:=1$ to l_i-1 **do**
- 22 | | output graph edge ($v_{i_j}, v_{i_{j+1}}, cir, j, 0, 0$);
- 23 | **end**
- 24 | output graph edge ($v_{i_{l_i}}, v_{i_1}, cir, l_i, 0, 0$);
- 25 | delete C in internal memory;
- 26 | $s := false, s_{cr} := false, s_{edge} := 0, s_{vert} := 0, S_{comp} := \{0\}, com^* := 0$;
- 27 **until** (end of stream) and (no edges in internal memory);
- 28 **for** $i:=1$ to $n-1$ **do**
- 29 | **if** $com_i \neq com_{i+1}$ **then**
- 30 | | **return** 'graph is not Eulerian'
- 31 | **end**
- 32 **end**
- 33 write \bar{T} as rooted tree;
- 34 for every $w_i \in \bar{V}'$, let d_i be the depth of w_i in \bar{T} ;
- 35 for every information edge $(i, j, 0, v, 0)$ in internal memory output information edge $(i, j, d_i, v, 0)$;

Algorithm 4: Algorithm new-test

```
1 for  $j:=1$  to  $l'$  do
2   if  $pre_{i'_j} = 0$  then
3      $s := true$ ;
4      $pre_{i'_j} := cir$ ;
5   end
6   else
7     if  $s_{edge} = 0$  then
8        $s_{edge} := pre_{i'_j}$ ;
9        $s_{vert} := i'_j$ ;
10       $S_{comp} := S_{comp} \cup \{com_{i'_j}\}$ ;
11       $com^* := com_{i'_j}$ ;
12    end
13  end
14 end
15 if  $s = true$  then
16   create vertex  $w_{cir}$ ,  $\bar{V}' := \bar{V}' \cup \{w_{cir}\}$ ;
17   if  $s_{edge} \neq 0$  then
18     create edge  $\{w_{cir}, w_{s_{edge}}\}$ ,  $\bar{E}' := \bar{E}' \cup \{\{w_{cir}, w_{s_{edge}}\}\}$ ;
19     create information edge  $(s_{edge}, cir, 0, v_{s_{vert}}, 0)$ ;
20   end
21   else
22     for  $j:=1$  to  $l'$  do
23        $com_{i'_j} := cir$ 
24     end
25   end
26 end
```

Algorithm 5: Algorithm comp-test

```
1 if  $com^* \neq 0$  then
2   for  $j:=1$  to  $l'$  do
3     if  $com_{i'_j} \neq com^*$  then
4       if  $s = false$  then
5          $s := true$ ;
6         create vertex  $w_{cir}$ ,  $\bar{V}' := \bar{V}' \cup \{w_{cir}\}$ ;
7         create edge  $\{w_{cir}, w_{s_{edge}}\}$ ,  $\bar{E}' := \bar{E}' \cup \{\{w_{cir}, w_{s_{edge}}\}\}$ ;
8         create information edge  $(s_{edge}, cir, 0, v_{s_{vert}}, 0)$ ;
9       end
10      if  $com_{i'_j} \notin S_{comp}$  then
11        create edge  $\{w_{cir}, w_{pre_{i'_j}}\}$ ,  $\bar{E}' := \bar{E}' \cup \{\{w_{cir}, w_{pre_{i'_j}}\}\}$ ;
12        create information edge  $(pre_{i'_j}, cir, 0, v_{i'_j}, 0)$ ;
13         $S_{comp} := S_{comp} \cup com_{i'_j}$ ;
14      end
15    end
16  end
17  for  $k:=1$  to  $n$  do
18    if  $com_k \in S_{comp} \setminus \{com^*\}$  then
19       $com_k := com^*$ ;
20    end
21  end
22 end
```

Remark 3. When algorithm *circuit-find* found a circuit C_i in step 12, it is tested if C_i uses a vertex of G for the first time (*new-test*) or connects connected components in G_{i-1} (*comp-test*). In *new-test*, step 2 to 5 test if a vertex is used for the first time. If this is the case, s indicates that a new vertex w_i is created in the tree \bar{T} . Step 6 to 13 test if the circuit uses a vertex used by a circuit C_j before. If w_i is created, an edge $\{w_i, w_j\}$ is stored and an information edge is output (step 17 to 20). S_{comp} keeps track of the connected components in G_{i-1} touched by C_i . If C_i only uses new vertices, they will be a connected component in G_i . This is noted in step 21 to 25. Algorithm *comp-test* starts if C_i uses a vertex used before. Let A_k be the connected component of that vertex in G_{i-1} . In *comp-test* it is tested if C_i uses vertices, which are not in A_k and not used for the first time. If this happens for the first time, and there is not already a vertex w_i in \bar{T} , such a vertex is created in step 4 to 9 with the necessary graph and information edge. Otherwise, just the graph and information edge is made. In step 17 to 21 the variables com_k are updated. If after *new-test* and *comp-test* there is still no vertex w_i in \bar{T} , in step 17 to 20 of *circuit-find* an information edge is output. The last entry is '1', indicating that C_i has no representative in \bar{T} . In step 19, the circuit is output such that the tail of the first edge is a common vertex of the circuit noted in the information edge. The connectivity of G is tested in step 28 to 32. Finally the rooted tree is build, and the stored information edges are updated and output.

5 PL-StrSort algorithm

5.1 Merging circuits

The information edges indicate a rooted tree T like in lemma 2. Let us have two circuits C_i, C_j and an information edge $e = (i, j, d, v, p)$, where w_i is the predecessor of w_j in T , d is the depth of w_i in T , $v \in V$ is a common vertex of C_i and C_j in G and $p \in \mathbb{N}$ is the position of an edge in C_i which has v as its head. If v is the tail of the first edge representing C_j , then the two circuits can be merged in the following way:

The graph edges of C_i stay the same with $e_i^k := (v_{i_k}, v_{i_{k+1}}, C_i, k, 0, 0)$ for $k \in \{1, \dots, l_i\}$ and the length of the circuit l_k , and the graph edges of C_j are changed to $e_j^k := (v_{j_k}, v_{j_{k+1}}, C_i, p, c_j, k)$ for $k \in \{1, \dots, l_j\}$. When sorting these edges by the size of the four last labels (from left to right), both circuits are placed in the same region because of the label C_i . Furthermore with label 4, C_j is placed between the edges p and $p + 1$ of C_i , and since edge p of C_i has the common vertex v as its head and $v_{j_1} = v$, the resulting order is a circuit containing the edges of C_i and C_j . With the labels 5 and 6, inner order of C_j is maintained, even if multiple circuits are inserted at position p of circuit C_i .

Getting the informations needed for the graph edges of C_j to be changed is the task of the information edge. But first we have to take care of a few things that couldn't be

finished in the last algorithm.

5.2 Preparations

We are missing a few key points for the merging to work:

1. Every circuit C_i with $w_i \in \bar{T}$ was output before the predecessor in T was decided. The orders of their graph edges have to be changed, so that the tail of the first edge is a common vertex with the predecessor in T .
2. The information edges with a vertex not contained in \bar{T} were output before the rooted tree was made, so they miss the information about the depth of the predecessor in T .
3. All information edges lack the last information: The position of the graph edge of the predecessor circuit, behind which the successor circuit will be inserted.

3. won't be a problem. The algorithm will iteratively merge circuits and produce information edges belonging to a rooted tree T' with height about half the height of the original tree T . At that point, the information edges will again miss the information about graph edge positions.

We will now show StrSort algorithms with respectively $\mathcal{O}(1)$ passes and $\mathcal{O}(\log(n))$ memory space for each of problem 1 and 2. Analog to the strategies in [7] and [1], the sorting step is used to put edges needing information next to edges having said information, so both can be put in internal memory for information transfer during the next streaming step.

5.2.1 Rotating circuits

Let C_j be a circuit with $w_j \in \bar{T}$. If $d_j > 0$, w_j has a predecessor w_i in \bar{T} . The information edge f_i^j contains a common vertex v of C_i and C_j , but the order of C_j stored in the graph edges wasn't changed according to v during algorithm circuit-find. The order of C_j can be changed as follows:

- Sort the graph edges by circuit label and placement, and the information edges by successor circuit s.t. in the stream a circuit is stored directly behind the information edge with the regarding successor circuit.

- While streaming a circuit C_j , keep the information edge f_i^j and the first graph edge e_j^1 of the circuit in internal memory. Count the number l_j of edges in the circuit, and find the placement p of the edge with v as its tail. Store both informations in the last two entries of e_j^1 .
- Output and delete f_i^j and e_j^1 after reaching the next circuit in the stream (in most cases an information edge). Continue with the next circuit.
- Sort the same way as before.
- The necessary informations l_j and p are stored in e_j^1 . In the next streaming step, after reaching e_j^1 and storing these informations, output $(v_{j_1}, v_{j_2}, j, ((k-p) \bmod l_j) + 1, 0, 0)$ and delete e_j^1 .
- Read graph edges $e_j^k := (v_{j_k}, v_{j_{k+1}}, j, k, 0, 0)$ and output $(v_{j_k}, v_{j_{k+1}}, j, ((k-p) \bmod l_j) + 1, 0, 0)$ for $k \in \{2, \dots, l_j\}$.
- Delete p and l_j . Continue with the next circuit.

5.2.2 Information edges and depth

Let C_j be a circuit with $w_j \notin \bar{T}$. Then there is exactly one information edge with second entry j . Let C_i be the stored predecessor circuit and f_i^j be the concerning information edge. Then $w_i \in \bar{T}$, and the last entry of f_i^j is '1'. There are two cases:

- w_i is the root of \bar{T} . Then $d_j = 0$.
- w_i has a predecessor w_k in \bar{T} . Then the information edge concerning $\{w_i, w_k\}$ contains the depth d_k of w_k . It is $d_j = d_k + 1$.

With two simple stream steps and one sort step $f_i^j = (i, j, 0, v, 1)$ for some $v \in V$ will get the needed information from f_k^i if existing:

- Change $f_i^j = (i, j, 0, v, 1)$ to $(j, i, 0, v, 1)$, i.e. change predecessor and successor, and mark that at the last variable of f_i^j .
- Sort the information edges lexicographically according to the successor (the second entry) and the last entry.
- The information edges with second entry 'i' will now appear consecutively on the next input stream.

- If before $(j, i, 0, v, 1)$, there is no edge with a '0' as last entry and second entry 'i', output a depth of 0, i.e. $(i, j, 0, v, 0)$
- If there is an edge with a '0' as last entry, e.g. $(k, i, d_k, v, 0)$, then for all edges $(j, i, 0, v, 1)$ with i as second entry output $(i, j, d_k + 1, v, 0)$

5.3 The merging step

Now we come to the merging step explained in section 5.1. Due to algorithm circuit-find and the two preparation steps, the graph edges and information edges have the following properties:

1. For the q circuits found, let $i \in \{1, \dots, q\}$. Then circuit C_i of length l_i is represented by the l_i graph edges $e_i^j = (v_{i_j}, v_{i_{j+1}}, i, j, 0, 0)$ for $j \in \{1, \dots, l_i - 1\}$ and $e_i^{l_i} = (v_{i_{l_i}}, v_{i_1}, i, l_i, 0, 0)$.
2. Let $T = (V', \vec{E}')$ with $V' := \{w_1, \dots, w_q\}$ and $(\vec{e}_i^j \in \vec{E}' \Leftrightarrow \text{there exists an information edge with circuit entries } i \text{ and } j \text{ in that order})$. Then T is an out-tree on q vertices. Let h be the height of T .
3. For $i, j \in \{1, \dots, q\}$ let f_i^j be an information edge. Then the edge has the form $f_i^j = (i, j, d_i, v, 0)$, where w_i is the predecessor of w_j in T , d_i is the depth of w_i and v is a common vertex of C_i and C_j . Furthermore $v_{j_1} = v$.

The algorithm will output graph edges and information edges s.t. these properties are still fulfilled and the out-tree represented by the information edges has height $\lfloor h/2 \rfloor$. The number of graph edges will stay the same, still representing the edges of G . After $\mathcal{O}(\log(h)) = \mathcal{O}(\log(n))$ iterations of the algorithm, the underlying out-tree has a height of 0, so the graph edges form a single circuit i.e. an Euler-tour of G .

Algorithm 6: Algorithm tree-merge

input : Graph edges e_i^j for some $i, j \in \{1, \dots, n\}$ and information edges f_i^j for some $i, j \in \{1, \dots, m\}$ fulfilling the properties above with a graph T of height h
output: Graph edges and information edges representing an out-tree T' of height $\lfloor h/2 \rfloor$ and fulfilling the properties above

```
1 count := 0;
2 for all  $f_i^j = (i, j, d_i, v, 0)$  with  $d_i$  odd do
3   | change information edge to  $(j, i, d_i, v, 1)$ ;
4 end
5 sort:
  - information edges in front of graph edges
  - information edges:  $(i_1, j_1, d_{i_1}, v_1, x_1) < (i_2, j_2, d_{i_2}, v_2, x_2) \Leftrightarrow (j_1 < j_2)$  or
     $(j_1 = j_2 \text{ and } x_1 < x_2)$  or  $(j_1 = j_2 \text{ and } x_1 = x_2 \text{ and } i_1 < i_2)$ 
  - order of graph edges does not matter
6 stream: for every information edge  $(i, j, d_i, v, 0)$  (with 0 as last entry) do
7   | store  $i$  in internal memory and output  $(i, j, d_i, v, 0)$ ;
8   | as long as information edges of form  $(i', j, d_j, v', 1)$  are read, output  $(i, i', d_j, v', 0)$ 
   | instead;
9 end
10 sort:
  - information edges with odd depth after every other edge, order does not matter
  - information edges, even depth:  $(i_1, j_1, d_{i_1}, v, 0) < (i_2, j_2, d_{i_2}, v', 0) \Leftrightarrow (i_1 < i_2)$  or
     $((i_1 = i_2) \text{ and } (v < v'))$ 
  - graph edge and information edge with even depth:
     $(v_{i_j}, v_{i_{(j+1)}}, i, j, 0, 0) < (i', j', d_{i'}, v', 0) \Leftrightarrow (i < i')$  or  $((i = i') \text{ and } (v_{i_{(j+1)}} \leq v'))$ 
  - graph edges:  $(v_{i_j}, v_{i_{(j+1)}}, i, j, 0, 0) < (v_{i'_{j'}}, v_{i'_{(j'+1)}}, i', j', 0, 0) \Leftrightarrow ((i < i') \text{ or } (i = i') \text{ and } (v_{i_{(j+1)}} < v_{i'_{(j'+1)}}))$  or  $(i = i') \text{ and } (v_{i_{(j+1)}} < v_{i'_{(j'+1)}}) \text{ and } (j < j')$ 
11 stream: for every graph edge  $(v_{i_j}, v_{i_{(j+1)}}, i, j, 0, 0)$  do
12   | read all information edges of even depth until the next graph edges follows;
13   | for each such information edge  $(i', j', d_{i'}, v', 0)$ , output  $(i', j', d_{i'}, v', j)$  instead;
14 end
15 sort:
  - graph edges:  $(v_{i_j}, v_{i_{(j+1)}}, i, j, 0, 0) < (v_{i'_{j'}}, v_{i'_{(j'+1)}}, i', j', 0, 0) \Leftrightarrow (i < i')$  or
     $(i = i' \text{ and } j < j')$ 
  - information edges:  $(i_1, j_1, d_{i_1}, v, x_1) < (i_2, j_2, d_{i_2}, v', x_2) \Leftrightarrow (j_1 < j_2)$ 
  - information edge and graph edge:  $(i', j', d_{i'}, v', 0) < (v_{i_j}, v_{i_{(j+1)}}, i, j, 0, 0) \Leftrightarrow (j' \leq j)$ 
16 stream: for every information edge  $(i', j', d_{i'}, v', x)$  with even  $d_{i'}$  do
17   | store  $i'$  and  $x$  in internal memory, delete the information edge without output;
18   | as long as graph edges  $(v_{i_j}, v_{i_{(j+1)}}, i, j, 0, 0)$  are read, output  $(v_{i_j}, v_{i_{(j+1)}}, i', x, i, j)$ 
   | instead;
19 end
20 TREE-MERGE2;
```

Algorithm 7: Continuation tree-merge2

```
1 sort:
  - information edges in front of graph edges, order does not matter
  - graph edges:  $(v_{i_j}, v_{i_{j+1}}, \bar{i}, \bar{j}, i, j) < (v_{i'_{j'}}, v_{i'_{j'+1}}, \bar{i}', \bar{j}', i', j') \Leftrightarrow (\bar{i} < \bar{i}') \text{ or } (\bar{i} = \bar{i}' \text{ and } \bar{j} < \bar{j}') \text{ or } (\bar{i} = \bar{i}' \text{ and } \bar{j} = \bar{j}' \text{ and } i < i') \text{ or } (\bar{i} = \bar{i}' \text{ and } \bar{j} = \bar{j}' \text{ and } i = i' \text{ and } j < j')$ 
2 stream:
3 for every information edge  $(i, j, d_i, v, 0)$  do
4   | change to  $(i, j, ((d_i - 1)/2), v, 0)$ ;
5 end
6 repeat
7   |  $count := 2$ ;
8   | read graph edge  $(v_{i_j}, v_{i_{j+1}}, i, j, 0, 0)$ ;
9   | store  $i$ , output  $(v_{i_j}, v_{i_{j+1}}, i, 1, 0, 0)$  and delete graph edge. repeat
10  |   | read graph edge  $(v_{i'_{j'}}, v_{i'_{j''}}, i, x, i', y)$ , output  $(v_{i'_{j'}}, v_{i'_{j''}}, i, count, 0, 0)$  and delete
11  |   | graph edge;
12  |   |  $count := count + 1$ ;
13 until graph edge is read that doesn't have  $i$  as entry 3;
14 until end of stream;
```

Remark 4. Since we merge circuits C_i with its predecessor circuit, iff d_i is odd, the information edges with odd predecessor depth are not used in this iteration. Instead, these edges have to be prepared for the next iteration. Steps 5 to 9 are for that purpose. Information edges with odd predecessor depth store the predecessor of the predecessor, because that will be the predecessor in the next iteration. In step 10 to 14, the information edges concerning circuit merges get to know the placement in which the successor circuit has to be inserted. The information edges share this knowledge with the graph edges in step 15 to 19. In tree-merge2, the circuit insertions take place, and the graph edges are renamed according to their new circuit and placement.

Lemma 4. Including the preparation algorithms of section 5.2, algorithm tree-merge is a PL-StrSort algorithm with $\mathcal{O}(\log(n))$ alternating streaming and sorting passes and $\mathcal{O}(\log(n))$ memory space.

Theorem 5. Algorithm EulerStr, consisting of 'circuit-find', preparation steps and 'tree-merge' has the following properties:

1. In an undirected graph it finds an Euler-tour, if existing.
2. The first part is a single step W-stream algorithm with $\mathcal{O}(n \log(n))$ memory space.
3. The second part is a PL-StrSort algorithm.

4. The stream never exceeds a length of $\mathcal{O}(m)$.

6 Conclusion

We have presented an algorithm for finding Euler tours in undirected graphs in the StrSort model. It uses a single pass preparation step with $\mathcal{O}(n \log(n))$ memory space, followed by a PL-StrSort algorithm. With this result, various open questions appear:

- Can the preparation step be replaced by an StrSort algorithm using $\mathcal{O}(\log(n))$ passes and memory space? In this case, the Euler tours problem could be solved entirely by a PL-StrSort algorithm. However, as implied by Ruhl ([7]) finding cycles might be difficult.
- Are there more problems where a single pass with larger memory enables it to be solved by a PL-StrSort algorithm? Such a preparation step might be a useful addition to the StrSort model.
- Since the algorithm of Atallah and Vishkin can be used for directed graphs, can our algorithm be altered to work on them? A direct transfer is not possible, because we can't find directed cycles in one pass with only $\mathcal{O}(n \log(n))$ memory space. We need to look for possibilities for finding directed cycles in the StrSort model.
- With the algorithm of Atallah and Vishkin an external memory algorithm can be designed which uses $\mathcal{O}(\log(n) \text{ sort}(n + m))$ I/O steps for finding an Euler tour. Since for $\mathcal{O}(\log(n))$ memory space the StrSort model is more restrictive than the external memory model, can our technique be transferred to external memory to improve the current result? Again for this we have to run the preparation step with less memory space and probably more passes.

References

- [1] Gagan Aggarwal, Mayur Datar, Sridhar Rajagopalan, and Matthias Ruhl. On the streaming model augmented with a sorting primitive. In *Proceedings of the 45th Annual IEEE Symposium on Foundations of Computer Science*, FOCS '04, pages 540–549, Washington, DC, USA, 2004. IEEE Computer Society.
- [2] Mikhail Atallah and Uzi Vishkin. Finding euler tours in parallel. *J. Comput. Syst. Sci.*, 29(3):330–337, December 1984.

- [3] Yi-Jen Chiang, Michael T. Goodrich, Edward F. Grove, Roberto Tamassia, Darren Erik Vengroff, and Jeffrey Scott Vitter. External-memory graph algorithms. In *Proceedings of the Sixth Annual ACM-SIAM Symposium on Discrete Algorithms*, SODA '95, pages 139–149, Philadelphia, PA, USA, 1995. Society for Industrial and Applied Mathematics.
- [4] Camil Demetrescu, Bruno Escoffier, Gabriel Moruz, and Andrea Ribichini. Adapting parallel algorithms to the w-stream model, with applications to graph problems. *Theor. Comput. Sci.*, 411(44-46):3994–4004, October 2010.
- [5] Camil Demetrescu, Irene Finocchi, and Andrea Ribichini. Trading off space for passes in graph streaming problems. *ACM Trans. Algorithms*, 6(1):6:1–6:17, December 2009.
- [6] Dinesh P. Mehta and Sartaj Sahni. *Handbook Of Data Structures And Applications (Chapman & Hall/Crc Computer and Information Science Series.)*. Chapman & Hall/CRC, 2004.
- [7] Jan Matthias Ruhl. *Efficient Algorithms for New Computational Models*. PhD thesis, Cambridge, MA, USA, 2003. AAI0805714.