

\mathcal{H}_2 -Quasi-Optimal Model Order Reduction for Quadratic-Bilinear Control Systems

PETER BENNER*, PAWAN GOYAL†, AND SERKAN GUGERCIN‡

Abstract. We investigate the optimal model reduction problem for large-scale quadratic-bilinear (QB) control systems. Our contributions are threefold. First, we define a truncated \mathcal{H}_2 -norm for QB systems based on the leading *kernels* of the underlying Volterra series. We then derive the first-order necessary conditions for an optimal approximation, minimizing the truncated \mathcal{H}_2 -norm of the error system by utilizing tensor algebra. This allows us to propose an iterative model reduction algorithm, which upon convergence yields a reduced-order system that *approximately* satisfies the derived optimality conditions. We also discuss an efficient computation of the reduced Hessian, using the special Kronecker structure of the Hessian of the system. We illustrate the efficiency of the proposed method by means of several numerical examples resulting from semi-discretized nonlinear partial differential equations, and show its competitiveness with the existing model reduction schemes for QB systems such as moment-matching methods and balanced truncation.

Key words. Model order reduction, quadratic-bilinear control systems, tensor calculus, \mathcal{H}_2 -norm, Sylvester equations, nonlinear partial differential equations.

AMS subject classifications. 15A69, 34C20, 41A05, 49M05, 93A15, 93C10, 93C15.

1. Introduction. In control, prediction, or optimization of dynamical systems, numerical simulations are considered to be one of the fundamental tools for studying various properties. These dynamical systems are generally governed by partial differential equations (PDEs), or ordinary differential equations (ODEs), or a combination of both. High-fidelity approximation of the underlying physical phenomena requires a fine discretized mesh over the interested spatial domain, leading to complex dynamical systems of high state dimensions. The simulation of such large-scale systems, however, imposes a huge computational burden. This inspires *model order reduction* (MOR), which aims at constructing simple and reliable surrogate models that approximate these large-scale systems accurately. These surrogate models can then be used in engineering studies, which make numerical simulations faster and efficient.

In the past decades, numerous theoretical and computational aspects for MOR of linear systems have been developed; e.g., see [1, 5, 6, 13, 14, 36]. These methods have been successfully applied in various fields, e.g., optimal control, PDE constrained optimization, etc.; for example, see [13, 16, 26]. In recent years, however, MOR of nonlinear systems has gained significant interest with a goal of extending the input-independent, optimal MOR techniques from linear systems to nonlinear ones. For example, MOR techniques for linear systems such as balanced truncation [1, 32], or the iterative rational Krylov method (IRKA) [21], have been extended to a special class of nonlinear systems, so-called *bilinear systems*, in which nonlinearity arises from the product of the state and input [7, 10, 19, 38]. However, there are numerous open and difficult problems for other important classes of nonlinear systems. In this article, we address another vital class of nonlinear systems, called *quadratic-bilinear*

*Max Planck Institute for Dynamics of Complex Technical Systems, Sandtorstraße 1, 39106 Magdeburg, Germany (benner@mpi-magdeburg.mpg.de).

†Corresponding author. Max Planck Institute for Dynamics of Complex Technical Systems, Sandtorstraße 1, 39106 Magdeburg, Germany (goyalp@mpi-magdeburg.mpg.de).

‡Department of Mathematics, Virginia Tech, Blacksburg, VA 24061-0123 (gugercin@math.vt.edu).

(QB) systems. These are of the form

$$(1.1) \quad \Sigma : \begin{cases} \dot{x}(t) = Ax(t) + H(x(t) \otimes x(t)) + \sum_{k=1}^m N_k x(t) u_k(t) + Bu(t), \\ y(t) = Cx(t), \quad x(0) = 0, \end{cases}$$

where $x(t) \in \mathbb{R}^n$, $u(t) \in \mathbb{R}^m$ and $y(t) \in \mathbb{R}^p$ are the states, inputs and outputs of the systems, respectively, and n is the state dimension which is generally very large. Furthermore, $A, N_k \in \mathbb{R}^{n \times n}$ for $k = 1, \dots, m$, $H \in \mathbb{R}^{n \times n^2}$, $B \in \mathbb{R}^{n \times m}$, and $C \in \mathbb{R}^{p \times n}$.

There is a variety of applications, where the system inherently consists of a quadratic nonlinearity which can be modeled in the QB form (1.1), such as Burgers' equations and Navier-Stokes equations. Moreover, a large class of smooth nonlinear systems, involving exponential functions, polynomial functions, etc. can be equivalently rewritten as QB systems (1.1) as shown in [9, 20]. This is achieved by introducing some new appropriate state variables to simplify the nonlinearities present in the underlying control system and deriving differential equations, corresponding to the newly introduced variables, or by using appropriate algebraic constraints. When algebraic constraints are introduced in terms of the state and the newly defined variables, it leads to descriptor QB systems for which MOR procedures become inevitably more complicated, even in the linear and bilinear settings [12, 22, 31]. In this article, we restrict ourselves to QB ODE systems and leave MOR for QB descriptor systems as a future research topic.

For a given QB system Σ of dimension n as shown in (1.1), our aim is to construct a reduced-order system

$$(1.2) \quad \hat{\Sigma} : \begin{cases} \hat{\dot{x}}(t) = \hat{A}\hat{x}(t) + \hat{H}(\hat{x}(t) \otimes \hat{x}(t)) + \sum_{k=1}^m \hat{N}_k \hat{x}(t) u_k(t) + \hat{B}u(t), \\ \hat{y}(t) = \hat{C}\hat{x}(t), \quad \hat{x}(0) = 0, \end{cases}$$

where $\hat{A}, \hat{N}_k \in \mathbb{R}^{r \times r}$ for $k = 1, \dots, m$, $\hat{H} \in \mathbb{R}^{r \times r^2}$, $\hat{B} \in \mathbb{R}^{r \times m}$, and $\hat{C} \in \mathbb{R}^{p \times r}$ with $r \ll n$ such that the outputs of the system (1.1) and (1.2), y and \hat{y} , are very well approximated in a proper norm for all admissible inputs $u \in L^2[0, \infty[$.

Similar to the linear and bilinear cases, we construct the reduced-order system (1.2) via projection. Towards this goal, we construct the two model reduction basis matrices $V, W \in \mathbb{R}^{n \times r}$ such that $W^T V$ is invertible. Then, the reduced matrices in (1.2) are given by

$$\begin{aligned} \hat{A} &= (W^T V)^{-1} W^T A V, & \hat{N}_k &= (W^T V)^{-1} W^T N_k V, \quad \text{for } k = 1, \dots, m, \\ \hat{H} &= (W^T V)^{-1} W^T H (V \otimes V), & \hat{B} &= (W^T V)^{-1} W^T B, \quad \text{and} \quad \hat{C} = C V. \end{aligned}$$

It can be easily seen that the quality of the reduced-order system highly depends on the choice of the chosen reduction subspaces $\text{Im } V$ and $\text{Im } W$. There exist various MOR approaches in the literature to determine these subspaces. One of the earlier and popular methods for nonlinear systems is trajectory-based MOR such as proper orthogonal decomposition (POD), or the trajectory piecewise linear method (TPWL); see, e.g. [2, 18, 25, 29, 35]. In these techniques, the reduction subspaces $\text{Im } V$ and $\text{Im } W$ are determined based on the dominating modes for the given trajectories of the original system for particular inputs. This indicates that the resulting reduced-order system depends on the choice of inputs, which may make the system inadequate in

many applications such as control, optimization, where the variation of the input is inherent to the problem.

Some other ideas, based on interpolation or moment-matching, have been extended from linear systems to QB systems, with the aim of capturing the input-output behavior of the underlying system independent of a training input. One-sided interpolatory projection for QB systems is studied in, e.g., [3, 20, 33, 34], which has been recently extended to two-sided interpolatory projection in [9]. These methods result in reduced systems independent of the input. Thus, the determined reduced systems can be used in input-varying applications. However, these proposed methods have a foremost problem about the optimal choice of the interpolation points. Furthermore, the two-sided interpolatory projection method [9] is only applicable to single-input single-output systems, which is very restrictive, and additionally the stability of the resulting reduced-order systems also remains another major issue.

Very recently, balanced truncation has been extended from linear/bilinear systems to QB systems [11]. This method first determines the states which are hard to control and observe, and constructs the reduced model by truncating those states. Importantly, it results in locally Lyapunov stable reduced-order systems, and an appropriate order of the reduced system can be determined based on the singular values of the Gramians of the system. But the resulting reduced systems do not guarantee other nice properties such as an a priori error bound unlike in the linear case. Moreover, in order to apply balanced truncation to QB systems, we require the solutions of four conventional Lyapunov equations, which could be computationally cumbersome in large-scale settings; though there have been many advancements in recent times related to computing the low-rank solutions of the Lyapunov equations [15, 37].

In this paper, we focus on interpolation-based \mathcal{H}_2 -optimal MOR for QB systems. Our main contributions are threefold. In Section 2, we derive various expressions and formulas related to Kronecker products, which are later heavily utilized in deriving the optimality conditions. In Section 3, we first define a truncated \mathcal{H}_2 -norm of the QB system (1.1) based on the leading *kernels* of its Volterra series. Subsequently, based on the norm of the error system, we derive the first-order necessary conditions for optimal model reduction of QB systems with respect to the truncated \mathcal{H}_2 -norm. We then propose an iterative algorithm to construct reduced models that *approximately* satisfy the newly derived optimality conditions. Furthermore, we discuss an alternative efficient way to compute reduced Hessians as compared to the one proposed in [9]. In Section 4, we illustrate the efficiency of the proposed method for various semi-discretized nonlinear PDEs and compare it with existing methods such as balanced truncation [11] as well as one-sided and two-sided interpolatory projection methods for QB systems [9, 20]. We conclude the paper with a short summary and potential future directions in Section 5.

Notation: Throughout the paper, we make use of the following notation:

- I_q denotes the identity matrix of size $q \times q$, and its p th column is denoted by e_p^q .
- $\text{vec}(\cdot)$ denotes vectorization of a matrix, and \mathcal{I}_m denotes $\text{vec}(I_m)$.
- $\text{tr}(\cdot)$ refers to the trace of a matrix.
- Using MATLAB notation, we denote the j th column of the matrix A by $A(:, j)$.
- $\mathbf{0}$ is a zero matrix of appropriate size.
- We denote the full-order system (1.1) and reduced-order system (1.2) by Σ and $\hat{\Sigma}$, respectively.

2. Tensor Matricizations and their Properties. We first review some basic concepts from tensor algebra. First, we note the following important properties of the $\text{vec}(\cdot)$ operator:

$$(2.1a) \quad \text{tr}(X^T Y) = \text{vec}(X)^T \text{vec}(Y) = \text{vec}(Y)^T \text{vec}(X), \text{ and}$$

$$(2.1b) \quad \text{vec}(XYZ) = (Z^T \otimes X) \text{vec}(Y).$$

Next, we review the concepts of matricization of a tensor. Since the Hessian H of the QB system in (1.1) is a 3rd order tensor, we focus on 3rd order tensors $\mathcal{X}^{n \times n \times n}$. However, most of the concepts can be extended to a general k th order tensor. Similar to how rows and columns are defined for a matrix, one can define a fiber of \mathcal{X} by fixing all indices except for one, e.g., $\mathcal{X}(:, i, j)$, $\mathcal{X}(i, :, j)$ and $\mathcal{X}(i, j, :)$. The mathematical operations, involving tensors, are easier to perform with its corresponding matrices. Therefore, there exists a very well-known process of unfolding a tensor into a matrix, called *matricization* of a tensor. For a 3-dimensional tensor, there are 3 different ways to unfold the tensor, depending on the mode- μ fibers that are used for the unfolding. If the tensor is unfolded using mode- μ fibers, it is called the mode- μ matricization of \mathcal{X} . We refer to [27, 28] for more details on these basic concepts of tensor theory.

In the following example, we illustrate how a 3rd order tensor $\mathcal{X} \in \mathbb{R}^{n \times n \times n}$ can be unfolded into different matrices.

EXAMPLE 2.1. Consider a 3rd order tensor $\mathcal{X}^{n \times n \times n}$ whose frontal slices are given by matrices $X_i \in \mathbb{R}^{n \times n}$ as shown in Figure 2.1.

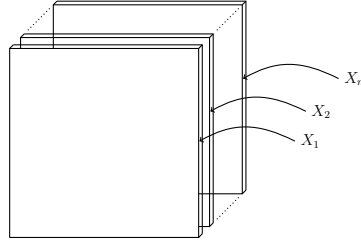


FIGURE 2.1. Representation of a tensor using the frontal slices [28].

Then, its mode- μ matricizations, $\mu \in \{1, 2, 3\}$, are given by

$$\begin{aligned} \mathcal{X}^{(1)} &= [X_1, X_2, \dots, X_n], \quad \mathcal{X}^{(2)} = [X_1^T, X_2^T, \dots, X_n^T], \text{ and} \\ \mathcal{X}^{(3)} &= [\text{vec}(X_1), \text{vec}(X_2), \dots, \text{vec}(X_n)]^T. \end{aligned}$$

Similar to the matrix-matrix product, one can also perform a tensor-matrix or tensor-tensor multiplication. Of particular interest, we here only consider tensor-matrix multiplications, which can be performed by means of matricizations; see [28]. For a given tensor $\mathcal{X} \in \mathbb{R}^{n \times n \times n}$ and a matrix $A \in \mathbb{R}^{n_1 \times n}$, the μ -mode matrix product is denoted by $\mathcal{X} \times_\mu A = \mathcal{Y}$. In the case of the μ -mode matrix multiplication, the mode- μ fiber is multiplied with the matrix A , which can be written as

$$\mathcal{Y} = \mathcal{X} \times_\mu A \Leftrightarrow \mathcal{Y}^{(\mu)} = A \mathcal{X}^{(\mu)}.$$

Furthermore, if a tensor is given as

$$(2.2) \quad \mathcal{Z} = \mathcal{X} \times_1 A \times_2 B \times_3 C,$$

where $A \in \mathbb{R}^{n_1 \times n}$, $B \in \mathbb{R}^{n_2 \times n}$ and $C \in \mathbb{R}^{n_3 \times n}$, then the mode- μ matricizations of \mathcal{Z} satisfy:

$$(2.3) \quad \mathcal{Z}^{(1)} = A\mathcal{X}^{(1)}(C \otimes B)^T, \quad \mathcal{Z}^{(2)} = B\mathcal{X}^{(2)}(C \otimes A)^T, \quad \mathcal{Z}^{(3)} = C\mathcal{X}^{(3)}(B \otimes A)^T.$$

Using these properties of the tensor products, we now introduce our first result on tensor matricizations.

LEMMA 2.2. *Consider tensors $\mathcal{X}, \mathcal{Y} \in \mathbb{R}^{n \times n \times n}$ and let $\mathcal{X}^{(i)}$ and $\mathcal{Y}^{(i)}$ denote, respectively, their mode- i matricizations. Then,*

$$\text{tr}(\mathcal{X}^{(1)}(\mathcal{Y}^{(1)})^T) = \text{tr}(\mathcal{X}^{(2)}(\mathcal{Y}^{(2)})^T) = \text{tr}(\mathcal{X}^{(3)}(\mathcal{Y}^{(3)})^T).$$

Proof. We begin with denoting the i th frontal slice of \mathcal{X} and \mathcal{Y} by X_i and Y_i , respectively; see Figure 2.1. Thus,

$$\begin{aligned} \text{tr}(\mathcal{X}^{(1)}(\mathcal{Y}^{(1)})^T) &= \text{tr}([X_1, X_2, \dots, X_n][Y_1, Y_2, \dots, Y_n]^T) \\ &= \sum_{i=1}^n \text{tr}(X_i Y_i^T) = \sum_{i=1}^n \text{tr}(X_i^T Y_i) \\ &= \text{tr}([X_1^T, X_2^T, \dots, X_n^T][Y_1^T, Y_2^T, \dots, Y_n^T]^T) = \text{tr}(\mathcal{X}^{(2)}(\mathcal{Y}^{(2)})^T). \end{aligned}$$

Furthermore, since $\text{tr}(P^T Q) = \text{vec}(P)^T \text{vec}(Q)$, this allows us to write

$$\text{tr}(\mathcal{X}^{(1)}(\mathcal{Y}^{(1)})^T) = \sum_{i=1}^n \text{tr}(X_i^T Y_i) = \sum_{i=1}^n \text{vec}(X_i)^T \text{vec}(Y_i).$$

Since the i th rows of $\mathcal{X}^{(3)}$ and $\mathcal{Y}^{(3)}$ are given by $\text{vec}(X_i)^T$ and $\text{vec}(Y_i)^T$, respectively, this means $\sum_{i=1}^n \text{vec}(X_i)^T \text{vec}(Y_i) = \text{tr}(\mathcal{X}^{(3)}(\mathcal{Y}^{(3)})^T)$. This concludes the proof. \square

Recall that the Hessian H in the QB system (1.1) is of size $n \times n^2$, it can thus be interpreted as an unfolding of a tensor $\mathcal{H}^{n \times n \times n}$. Without loss of generality, we assume the Hessian H to be the mode-1 matricization of \mathcal{H} , i.e., $H = \mathcal{H}^{(1)}$. Also we assume \mathcal{H} to be symmetric. This means that for given vectors u and v ,

$$(2.4) \quad H(u \otimes v) = \mathcal{H}^{(1)}(u \otimes v) = \mathcal{H}^{(1)}(v \otimes u) = H(v \otimes u).$$

This provides us an additional information that the other two matricization modes of \mathcal{H} are the same, i.e., $\mathcal{H}^{(2)} = \mathcal{H}^{(3)}$. In general, it is not necessary that the Hessian H (mode-1 matricization of the tensor \mathcal{H}), obtained from the discretization of the governing PDEs satisfies (2.4). However, as shown in [9], the Hessian H can be modified in such a way that the modified Hessian \tilde{H} satisfies (2.4) without any change in the dynamics of the system; thus, for the rest of the paper, w.l.o.g. we assume that the tensor \mathcal{H} is symmetric.

The additional property that the Hessian is symmetric will allow us to derive some new relationships between matricizations and matrices, those will prove to be crucial ingredients in simplifying the expressions arising in the derivation of the optimality conditions in Section 3.

LEMMA 2.3. *Let \mathcal{H} be a 3rd order tensor, satisfying (2.4), and consider matrices $A, B, C \in \mathbb{R}^{n \times n}$. Then,*

$$(2.5) \quad \mathcal{H}^{(1)}(A \otimes B) (\mathcal{H}^{(1)})^T = \mathcal{H}^{(1)}(B \otimes A) (\mathcal{H}^{(1)})^T,$$

and

$$\begin{aligned} (\text{vec}(\mathcal{A}))^T \text{vec} \left(\mathcal{H}^{(2)}(\mathcal{B} \otimes \mathcal{C})(\mathcal{H}^{(2)})^T \right) &= (\text{vec}(\mathcal{B}))^T \text{vec} \left(\mathcal{H}^{(2)}(\mathcal{A} \otimes \mathcal{C})(\mathcal{H}^{(2)})^T \right) \\ &= (\text{vec}(\mathcal{C}))^T \text{vec} \left(\mathcal{H}^{(1)}(\mathcal{A} \otimes \mathcal{B})(\mathcal{H}^{(1)})^T \right). \end{aligned}$$

Proof. We begin with proving the relation in (2.5). The order in the Kronecker product can be changed via pre- and post-multiplication by appropriate permutation matrices; see [24, Sec. 3]. Thus,

$$\mathcal{A} \otimes \mathcal{B} = S(\mathcal{B} \otimes \mathcal{A})S^T,$$

where S is a permutation matrix, given as $S = \sum_{i=1}^n ((e_i^n)^T \otimes I_n \otimes e_i^n)$. We can then write

$$(2.6) \quad \mathcal{H}^{(1)}(\mathcal{A} \otimes \mathcal{B}) \left(\mathcal{H}^{(1)} \right)^T = \mathcal{H}^{(1)} S(\mathcal{B} \otimes \mathcal{A}) \left(\mathcal{H}^{(1)} S \right)^T.$$

We now manipulate the term $\mathcal{H}^{(1)} S$:

$$\begin{aligned} \mathcal{H}^{(1)} S &= \sum_{i=1}^n \mathcal{H}^{(1)} ((e_i^n)^T \otimes I_n \otimes e_i^n) = \sum_{i=1}^n \sum_{j=1}^n \mathcal{H}^{(1)} ((e_i^n)^T \otimes (e_j^n)^T \otimes e_j^n \otimes e_i^n) \\ &= \sum_{i=1}^n \sum_{j=1}^n \mathcal{H}^{(1)} (e_j^n \otimes e_i^n) ((e_i^n)^T \otimes (e_j^n)^T) \\ &= \sum_{i=1}^n \sum_{j=1}^n \mathcal{H}^{(1)} (e_i^n \otimes e_j^n) ((e_i^n)^T \otimes (e_j^n)^T) \quad (\because \text{the relation in (2.4)}) \\ &= \mathcal{H}^{(1)} \sum_{i=1}^n (e_i^n (e_i^n)^T \otimes I_n) = \mathcal{H}^{(1)} (I_n \otimes I_n) = \mathcal{H}^{(1)}. \end{aligned}$$

Substituting the above relation in (2.6) proves (2.5). For the second part, we utilize the trace property (2.1a) to obtain

$$(\text{vec}(\mathcal{A}))^T \text{vec} \left(\mathcal{H}^{(2)}(\mathcal{B} \otimes \mathcal{C})(\mathcal{H}^{(2)})^T \right) = \text{tr} \left(\underbrace{\mathcal{A}^T \mathcal{H}^{(2)}(\mathcal{B} \otimes \mathcal{C})(\mathcal{H}^{(2)})^T}_{\mathcal{L}^{(2)}} \right),$$

where $\mathcal{L}^{(2)} \in \mathbb{R}^{n \times n^2}$ can be considered as a mode-2 matricization of a tensor $\mathcal{L}^{n \times n \times n}$. Using Lemma 2.3 and the relations (2.3), we obtain

$$\begin{aligned} \text{tr} \left(\mathcal{L}^{(2)} (\mathcal{H}^{(2)})^T \right) &= \text{tr} \left(\mathcal{L}^{(3)} (\mathcal{H}^{(3)})^T \right) = \text{tr} \left(\mathcal{B}^T \mathcal{H}^{(3)} (\mathcal{A} \otimes \mathcal{C})(\mathcal{H}^{(3)})^T \right) \\ &= \text{tr} \left(\mathcal{B}^T \mathcal{H}^{(2)} (\mathcal{A} \otimes \mathcal{C})(\mathcal{H}^{(2)})^T \right) \quad (\because \mathcal{H}^{(2)} = \mathcal{H}^{(3)}) \\ &= (\text{vec}(\mathcal{B}))^T \text{vec} \left(\mathcal{H}^{(2)} (\mathcal{A} \otimes \mathcal{C})(\mathcal{H}^{(2)})^T \right). \end{aligned}$$

Furthermore, we also have

$$\begin{aligned} \text{tr} \left(\mathcal{L}^{(2)} (\mathcal{H}^{(2)})^T \right) &= \text{tr} \left(\mathcal{L}^{(1)} (\mathcal{H}^{(1)})^T \right) = \text{tr} \left(\mathcal{C}^T \mathcal{H}^{(1)} (\mathcal{A} \otimes \mathcal{B})(\mathcal{H}^{(1)})^T \right) \\ &= (\text{vec}(\mathcal{C}))^T \text{vec} \left(\mathcal{H}^{(1)} (\mathcal{A} \otimes \mathcal{B})(\mathcal{H}^{(1)})^T \right), \end{aligned}$$

which completes the proof. \square

Next, we prove the connection between a permutation matrix and the Kronecker product.

LEMMA 2.4. *Consider two matrices $X, Y \in \mathbb{R}^{n \times m}$. Define the permutation matrix $T_{(n,m)} \in \mathbb{R}^{n^2 m^2 \times n^2 m^2}$ as*

$$(2.7) \quad T_{(n,m)} = I_m \otimes [I_m \otimes e_1^n, \dots, I_m \otimes e_n^n] \otimes I_n.$$

Then,

$$\text{vec}(X \otimes Y) = T_{(n,m)} (\text{vec}(X) \otimes \text{vec}(Y)).$$

Proof. Let us denote the i th columns of X and Y by x_i and y_i , respectively. We can then write

$$(2.8) \quad \text{vec}(X \otimes Y) = \begin{bmatrix} \text{vec}(x_1 \otimes Y) \\ \vdots \\ \text{vec}(x_m \otimes Y) \end{bmatrix}.$$

Now we concentrate of the i th block row of $\text{vec}(X \otimes Y)$, which can be written as

$$(2.9) \quad \begin{aligned} \text{vec}(x_i \otimes Y) &= \text{vec}((x_i \otimes I_n)Y) = (I_m \otimes x_i \otimes I_n) \text{vec}(Y) \\ &= \left(I_m \otimes \left[x_i^{(1)} e_1^n + \dots + x_i^{(n)} e_n^n \right] \otimes I_n \right) \text{vec}(Y), \end{aligned}$$

where $x_i^{(j)}$ is the (i, j) th entry of the matrix X . An alternative way to write (2.9) is

$$\begin{aligned} \text{vec}(x_i \otimes Y) &= [I_m \otimes e_1^n \otimes I_n, \dots, I_m \otimes e_n^n \otimes I_n] (x_i \otimes I_{nm}) \text{vec}(Y) \\ &= ([I_m \otimes e_1^n, \dots, I_m \otimes e_n^n] \otimes I_n) (x_i \otimes \text{vec}(Y)). \end{aligned}$$

This yields

$$\begin{aligned} \text{vec}(X \otimes Y) &= \begin{bmatrix} ([I_m \otimes e_1^n, \dots, I_m \otimes e_n^n] \otimes I_n) (x_1 \otimes \text{vec}(Y)) \\ \vdots \\ ([I_m \otimes e_1^n, \dots, I_m \otimes e_n^n] \otimes I_n) (x_m \otimes \text{vec}(Y)) \end{bmatrix} \\ &= (I_m \otimes [I_m \otimes e_1^n, \dots, I_m \otimes e_n^n] \otimes I_n) \begin{bmatrix} x_1 \otimes \text{vec}(Y) \\ \vdots \\ x_m \otimes \text{vec}(Y) \end{bmatrix} \\ &= (I_m \otimes [I_m \otimes e_1^n, \dots, I_m \otimes e_n^n] \otimes I_n) (\text{vec}(X) \otimes \text{vec}(Y)), \end{aligned}$$

which proves the assertion. \square

Lemma 2.4 will be utilized in simplifying the error expressions in the next section.

3. Truncated \mathcal{H}_2 -Norm for QB Systems and Optimality Conditions. In this section, we first define the truncated \mathcal{H}_2 -norm for the QB systems (1.1), and then based on this measure, we derive the first-order necessary conditions for optimal model reduction. These optimality conditions will naturally lead to a numerical algorithm to construct input-independent, quasi-optimal reduced models for QB systems. The proposed model reduction framework extends the optimal \mathcal{H}_2 methodology from linear [21] and bilinear systems [7, 19] to quadratic-bilinear nonlinear systems.

3.1. Truncated \mathcal{H}_2 -norm of QB systems. As shown in [38], the \mathcal{H}_2 -norm of a bilinear system can be defined in terms of an infinite series of *kernels*, corresponding to the Volterra series that maps the input to the output. The Volterra series and its *kernels* for the QB system (1.1) are derived in [11]. The expressions of these kernels become significantly more complicated and involved as the number of terms increases due to the presence of quadratic and bilinear nonlinearities. We refer to [11] for more details on the kernels of QB systems.

For simplicity, we focus only on the first three leading kernels of the Volterra series in this paper, namely,

$$g_i(t_1, \dots, t_i) = C f_i(t_1, \dots, t_i), \quad i \in \{1, 2, 3\},$$

where

$$(3.1) \quad \begin{aligned} f_1^{(t_1)} &= e^{At_1} B, & f_2^{(t_1, t_2)} &= e^{At_2} [N_1, \dots, N_m] e^{At_1} B, \\ f_3(t_1, t_2, t_3) &= e^{At_3} H(e^{At_1} B \otimes e^{At_2} B). \end{aligned}$$

Then, using these three leading kernels, we determine an approximated \mathcal{H}_2 -norm for QB systems. We call the approximated norm *truncated \mathcal{H}_2 -norm* of the system and denote it by $\|\Sigma\|_{\mathcal{H}_2^{(\tau)}}$. Precisely, in terms of kernels, this norm is defined as follows:

$$(3.2) \quad \|\Sigma\|_{\mathcal{H}_2^{(\tau)}} := \sqrt{\text{tr} \left(\sum_{i=1}^3 \int_0^\infty \cdots \int_0^\infty g_i(t_1, \dots, t_i) (g_i(t_1, \dots, t_i))^T dt_1 \cdots dt_i \right)}.$$

It can be easily seen that if both H and N are zero, the expression (3.2) boils down to the \mathcal{H}_2 -norm of stable linear systems as one would expect. Another motivation for this truncated \mathcal{H}_2 -norm for QB systems is that for bilinear systems, the authors in [19] showed that the \mathcal{H}_2 -optimal model reduction based on a truncated \mathcal{H}_2 -norm mimics the accuracy of the true \mathcal{H}_2 -optimal approximation very closely. Analogous to the linear and bilinear cases, the truncated \mathcal{H}_2 -norm of QB systems can be determined by the truncated controllability P_τ and observability Q_τ Gramians associated with the QB system, which are defined in [11]. These truncated Gramians are the unique solutions of the following Lyapunov equations:

$$(3.3a) \quad AP_\tau + P_\tau A^T + \sum_{k=1}^m N_k P_l N_k^T + H(P_l \otimes P_l) H^T + BB^T = 0,$$

$$(3.3b) \quad A^T Q_\tau + Q_\tau A + \sum_{k=1}^m N_k^T Q_l N_k + \mathcal{H}^{(2)}(P_l \otimes Q_l) \left(\mathcal{H}^{(2)} \right)^T + C^T C = 0,$$

where $\mathcal{H}^{(2)}$ is the mode-2 matricization of the QB Hessian, and P_l and Q_l are the unique solutions of the following Lyapunov equations:

$$(3.4a) \quad AP_l + P_l A^T + BB^T = 0,$$

$$(3.4b) \quad A^T Q_l + Q_l A + C^T C = 0.$$

In what follows, we show the connection between the truncated \mathcal{H}_2 -norm and the truncated Gramians for QB systems.

LEMMA 3.1. *Let Σ be the QB system (1.1) with A being stable, i.e., having all its eigenvalues in the left half plane. Then, its truncated \mathcal{H}_2 -norm is given by*

$$\|\Sigma\|_{\mathcal{H}_2^{(\mathcal{T})}} = \sqrt{\text{tr}(CP_{\mathcal{T}}C^T)} = \sqrt{\text{tr}(B^T Q_{\mathcal{T}} B)},$$

where $P_{\mathcal{T}}$ and $Q_{\mathcal{T}}$ are the truncated controllability and observability Gramians of the system, satisfying (3.3).

Proof. First, we note that (3.3) and (3.4) are standard Lyapunov equations. As A is assumed to be stable, these have unique solutions [4]. Next, let \mathcal{R}_i be

$$\mathcal{R}_i = \int_0^\infty \cdots \int_0^\infty f_i^{(t_1, \dots, t_i)} \left(f_i^{(t_1, \dots, t_i)} \right)^T dt_1 \cdots dt_i,$$

where the f_i are defined in (3.1). Thus, $\|\Sigma\|_{\mathcal{H}_2^{(\mathcal{T})}}^2 = \text{tr} \left(C \left(\sum_{i=1}^3 \mathcal{R}_i \right) C^T \right)$. It is shown in [11] that $\sum_{i=1}^3 \mathcal{R}_i = P_{\mathcal{T}}$ solves the Lyapunov equation (3.3a). Hence,

$$\|\Sigma\|_{\mathcal{H}_2^{(\mathcal{T})}}^2 = \text{tr} (CP_{\mathcal{T}}C^T).$$

Next, we show that $\text{tr} (CP_{\mathcal{T}}C^T) = \text{tr} (B^T Q_{\mathcal{T}} B)$. For this, we use the trace property (2.1b) to obtain:

$$\text{tr} (CP_{\mathcal{T}}C^T) = (\mathcal{I}_p)^T (C \otimes C) \text{vec} (P_{\mathcal{T}}) \text{ and } \text{tr} (B^T Q_{\mathcal{T}} B) = (\text{vec} (Q_{\mathcal{T}}))^T (B \otimes B) \mathcal{I}_m.$$

Applying $\text{vec}(\cdot)$ to both sides of (3.3) results in

$$\begin{aligned} \text{vec} (P_{\mathcal{T}}) &= \mathcal{L}^{-1} \left((B \otimes B) \mathcal{I}_m + \sum_{k=1}^m (N_k \otimes N_k) \mathcal{L}^{-1} (B \otimes B) \mathcal{I}_m \right. \\ &\quad \left. + \text{vec} (H (P_l \otimes P_l) H^T) \right), \text{ and} \\ \text{vec} (Q_{\mathcal{T}}) &= \mathcal{L}^{-T} \left((C \otimes C)^T \mathcal{I}_p + \sum_{k=1}^m (N_k \otimes N_k)^T \mathcal{L}^{-T} (C \otimes C)^T \mathcal{I}_p \right. \\ &\quad \left. + \text{vec} \left(\mathcal{H}^{(2)} (P_l \otimes Q_l) \left(\mathcal{H}^{(2)} \right)^T \right) \right), \end{aligned}$$

where $\mathcal{L} = -(A \otimes I_n + I_n \otimes A)$. Therefore,

$$\begin{aligned} \text{tr} (B^T Q_{\mathcal{T}} B) &= \left((\mathcal{I}_p)^T (C \otimes C) + (\mathcal{I}_p)^T (C \otimes C) \mathcal{L}^{-1} \sum_{k=1}^m (N_k \otimes N_k) \right. \\ (3.5) \quad &\quad \left. + \text{vec} \left(\mathcal{H}^{(2)} (P_l \otimes Q_l) \left(\mathcal{H}^{(2)} \right)^T \right) \right) \mathcal{L}^{-1} (B \otimes B) \mathcal{I}_m. \end{aligned}$$

Since P_l and Q_l are the unique solutions of (3.4a) and (3.4b), this gives $\text{vec} (P_l) =$

$\mathcal{L}^{-1}(B \otimes B)\mathcal{I}_m$ and $\text{vec}(Q_l) = \mathcal{L}^{-T}(C \otimes C)^T \mathcal{I}_p$. This implies that

$$\begin{aligned} & \text{vec} \left(\mathcal{H}^{(2)}(P_l \otimes Q_l) \left(\mathcal{H}^{(2)} \right)^T \right)^T \text{vec}(P_l) \\ &= \text{vec}(P_l)^T \text{vec} \left(\mathcal{H}^{(2)}(P_l \otimes Q_l) \left(\mathcal{H}^{(2)} \right)^T \right) \\ &= \text{vec}(Q_l)^T \text{vec} \left(H(P_l \otimes P_l) H^T \right) \quad (\text{using Lemma 2.3}) \\ &= (\mathcal{I}_p)^T (C \otimes C) \mathcal{L}^{-1} \text{vec} \left(H(P_l \otimes P_l) H^T \right). \end{aligned}$$

Substituting the above relation in (3.5) yields

$$\begin{aligned} \text{tr}(B^T Q_T B) &= (\mathcal{I}_p)^T (C \otimes C) \mathcal{L}^{-1} \left((B \otimes B) \mathcal{I}_m + \sum_{k=1}^m (N_k \otimes N_k) \mathcal{L}^{-1}(B \otimes B) \mathcal{I}_m \right. \\ &\quad \left. + \text{vec} \left(H(P_l \otimes P_l) H^T \right) \right) \\ &= (\mathcal{I}_p)^T (C \otimes C) \text{vec}(P_T) = \text{tr}(C P_T C^T). \end{aligned}$$

This concludes the proof. \square

3.2. Optimality conditions based on truncated \mathcal{H}_2 norm. We now derive the necessary conditions for optimal model reduction based on the truncated \mathcal{H}_2 -norm of the error system. First, we define the QB error system. For the full QB model Σ in (1.1) and the reduced QB model $\hat{\Sigma}$ in (1.2), we can write the error system as

$$\begin{aligned} (3.6) \quad \begin{bmatrix} \dot{x}(t) \\ \dot{\hat{x}}(t) \end{bmatrix} &= \underbrace{\begin{bmatrix} A & \mathbf{0} \\ \mathbf{0} & \hat{A} \end{bmatrix}}_{A^e} \underbrace{\begin{bmatrix} x(t) \\ \hat{x}(t) \end{bmatrix}}_{x^e(t)} + \underbrace{\begin{bmatrix} H(x(t) \otimes x(t)) \\ \hat{H}(\hat{x}(t) \otimes \hat{x}(t)) \end{bmatrix}}_{N_k^e} + \sum_{k=1}^m \underbrace{\begin{bmatrix} N_k & \mathbf{0} \\ \mathbf{0} & \hat{N}_k \end{bmatrix}}_{N_k^e} \begin{bmatrix} x(t) \\ \hat{x}(t) \end{bmatrix} u_k(t) + \underbrace{\begin{bmatrix} B \\ \hat{B} \end{bmatrix}}_{B^e} u(t), \\ y^e(t) &= \underbrace{\begin{bmatrix} C & -\hat{C} \end{bmatrix}}_{C^e} \begin{bmatrix} x^T(t) & \hat{x}^T(t) \end{bmatrix}^T. \end{aligned}$$

It can be seen that the error system (3.6) is not in the conventional QB form due to the absence of the quadratic term $x^e(t) \otimes x^e(t)$. However, we can rewrite the system (3.6) into a regular QB form by using an appropriate Hessian of the error system (3.6) as follows:

$$(3.7) \quad \Sigma^e := \begin{cases} \dot{x}^e(t) = A^e x^e(t) + H^e(x^e(t) \otimes x^e(t)) + \sum_{k=1}^m N_k^e x^e(t) u_k(t) + B^e u(t), \\ y^e(t) = C^e x^e(t), \end{cases}$$

where $H^e = \begin{bmatrix} H\mathcal{F} \\ \hat{H}\hat{\mathcal{F}} \end{bmatrix}$ with $\mathcal{F} = [I_n \quad \mathbf{0}] \otimes [I_n \quad \mathbf{0}]$ and $\hat{\mathcal{F}} = [\mathbf{0} \quad I_r] \otimes [\mathbf{0} \quad I_r]$. By performing basic algebraic manipulations and making use of Lemma 2.4, we obtain the expression for the error functional \mathcal{E} based on the truncated \mathcal{H}_2 -norm of the error system (3.7) as shown next.

COROLLARY 3.2. *Let Σ and $\hat{\Sigma}$ be the original and reduced-order systems, respec-*

tively. Then,

$$(3.8) \quad \mathcal{E}^2 := \|\Sigma^e\|_{\mathcal{H}_2(\tau)}^2 = (\mathcal{I}_p)^T (C^e \otimes C^e) (-A^e \otimes I_{n+r} - I_{n+r} \otimes A^e)^{-1} \left((B^e \otimes B^e) \mathcal{I}_m \right. \\ \left. + \sum_{k=1}^m (N_k^e \otimes N_k^e) \text{vec}(P_l^e) + \text{vec} \left(H^e (P_l^e \otimes P_l^e) (H^e)^T \right) \right),$$

where P_l^e solves

$$A^e P_l^e + P_l^e (A^e)^T + B^e (B^e)^T = 0.$$

Furthermore, let $\hat{A} = R \Lambda R^{-1}$ be the spectral decomposition of \hat{A} , and define $\tilde{B} = R^{-1} \hat{B}$, $\tilde{C} = \hat{C} R$, $\tilde{N}_k = R^{-1} \hat{N}_k R$ and $\tilde{H} = R^{-1} \hat{H} (R \otimes R)$. Then, the error can be rewritten as

$$(3.9) \quad \mathcal{E}^2 = (\mathcal{I}_p)^T \left(\tilde{C}^e \otimes \tilde{C}^e \right) \left(-\tilde{A}^e \otimes I_{n+\hat{n}} - I_{n+\hat{n}} \otimes \tilde{A}^e \right)^{-1} \left((\tilde{B}^e \otimes \tilde{B}^e) \mathcal{I}_m \right. \\ \left. + \sum_{k=1}^m (\tilde{N}_k^e \otimes \tilde{N}_k^e) \mathcal{P}_l + (\tilde{H}^e \otimes \tilde{H}^e) T_{(n+r, n+r)} (\mathcal{P}_l \otimes \mathcal{P}_l) \right),$$

where

$$(3.10) \quad \tilde{A}^e = \begin{bmatrix} A & \mathbf{0} \\ \mathbf{0} & \Lambda \end{bmatrix}, \tilde{N}_k^e = \begin{bmatrix} N_k & \mathbf{0} \\ \mathbf{0} & \tilde{N}_k \end{bmatrix}, \tilde{H}^e = \begin{bmatrix} H\mathcal{F} \\ \tilde{H}\hat{\mathcal{F}} \end{bmatrix}, \tilde{B}^e = \begin{bmatrix} B \\ \tilde{B} \end{bmatrix}, \tilde{C}^e = \begin{bmatrix} C^T \\ -\tilde{C}^T \end{bmatrix}^T, \\ \mathcal{P}_l = \begin{bmatrix} \mathcal{P}_l^{(1)} \\ \mathcal{P}_l^{(2)} \end{bmatrix} = \begin{bmatrix} \left(-A \otimes I_{n+\hat{n}} - I_n \otimes \tilde{A}^e \right)^{-1} (B \otimes \tilde{B}^e) \mathcal{I}_m \\ \left(-\Lambda \otimes I_{n+r} - I_r \otimes \tilde{A}^e \right)^{-1} (\tilde{B} \otimes \tilde{B}^e) \mathcal{I}_m \end{bmatrix}, \text{ and} \\ T_{(n+r, n+r)} = I_{n+r} \otimes [I_{n+r} \otimes e_1^{n+r}, \dots, I_{n+r} \otimes e_{n+r}^{n+r}] \otimes I_{n+r}.$$

The above spectral decomposition for \hat{A} is computationally very useful as we will see later. Moreover, it reduces the optimization variables by $r(r-1)$ since Λ becomes a diagonal matrix without changing the value of the cost function (this is a state-space transformation on the reduced model, which does not change the input-output map). Having derived the explicit expression for the error \mathcal{E} , we can now obtain the necessary conditions by taking derivatives of the error expression w.r.t. the realization of the reduced-order system. Before we proceed further, we introduce a particular permutation matrix

$$(3.11) \quad M_{pqr} = \begin{bmatrix} I_p \otimes \begin{bmatrix} I_q \\ \mathbf{0} \end{bmatrix} & I_p \otimes \begin{bmatrix} \mathbf{0} \\ I_r \end{bmatrix} \end{bmatrix},$$

which will turn out to be helpful in simplifying the expressions related to the Kronecker product of block matrices. For example, consider matrices $\mathcal{A} \in \mathbb{R}^{p \times p}$, $\mathcal{B} \in \mathbb{R}^{q \times q}$ and $\mathcal{C} \in \mathbb{R}^{r \times r}$, then the following relation holds:

$$M_{pqr}^T \left(\mathcal{A} \otimes \begin{bmatrix} \mathcal{B} & \mathbf{0} \\ \mathbf{0} & \mathcal{C} \end{bmatrix} \right) M_{pqr} = \begin{bmatrix} \mathcal{A} \otimes \mathcal{B} & \mathbf{0} \\ \mathbf{0} & \mathcal{A} \otimes \mathcal{C} \end{bmatrix}.$$

Similar block structures can be found in the error expression \mathcal{E} in [Corollary 3.2](#), which can be simplified analogously. Moreover, due to the presence of many Kronecker products, it would be convenient to derive the necessary conditions for optimality in the

Kronecker formulation itself. Furthermore, these conditions can be easily translated into a theoretically equivalent framework of Sylvester equations, which are more concise, more easily interpretable, and more importantly automatically lead to an effective numerical algorithm for model reduction. To this end, let $V_i \in \mathbb{R}^{n \times r}$ and $W_i \in \mathbb{R}^{n \times r}$, $i \in \{1, 2\}$, be the solutions of the following standard Sylvester equations:

$$(3.12a) \quad V_1(-\Lambda) - AV_1 = B\tilde{B}^T,$$

$$(3.12b) \quad W_1(-\Lambda) - A^T W_1 = C^T \tilde{C},$$

$$(3.12c) \quad V_2(-\Lambda) - AV_2 = \sum_{k=1}^m N_k V_1 \tilde{N}_k^T + H(V_1 \otimes V_1) \tilde{H}^T,$$

$$(3.12d) \quad W_2(-\Lambda) - A^T W_2 = \sum_{k=1}^m N_k^T W_1 \tilde{N}_k + 2 \cdot \mathcal{H}^{(2)}(V_1 \otimes W_1)(\tilde{\mathcal{H}}^{(2)})^T,$$

where $\Lambda, \tilde{N}_k, \tilde{B}$ and \tilde{C} are as defined in [Corollary 3.2](#). Furthermore, we define $V \in \mathbb{R}^{n \times r}$ and $W \in \mathbb{R}^{n \times r}$ as

$$(3.13) \quad V = V_1 + V_2 \quad \text{and} \quad W = W_1 + W_2.$$

Similarly, define $\hat{V} \in \mathbb{R}^{r \times r}$ and $\hat{W} \in \mathbb{R}^{r \times r}$ as

$$(3.14) \quad \hat{V} = \hat{V}_1 + \hat{V}_2 \quad \text{and} \quad \hat{W} = \hat{W}_1 + \hat{W}_2,$$

where $\hat{V}_i \in \mathbb{R}^{r \times r}$, $\hat{W}_i \in \mathbb{R}^{r \times r}$, $i = 1, 2$ are the solutions of the above set of equations, but with the original system's state-space matrices being replaced with the reduced-order system ones, for example, A with \hat{A} and B with \hat{B} , etc. Now, we are ready to present the first-order necessary conditions for optimality, minimizing the error expression [\(3.9\)](#). The following theorem extends the truncated \mathcal{H}_2 optimal conditions from the bilinear case to the much more general quadratic-bilinear nonlinearities.

THEOREM 3.3. *Let Σ and $\hat{\Sigma}$ be the original and reduced-order systems as defined in [\(1.1\)](#) and [\(1.2\)](#), respectively. Let $\Lambda = R^{-1} \hat{A} R$ be the spectral decomposition of \hat{A} , and define $\tilde{H} = R^{-1} \hat{H} (R \otimes R)$, $\tilde{N}_k = R^{-1} \hat{N}_k R$, $\tilde{C} = \hat{C} R$, $\tilde{B} = R^{-1} \hat{B}$. If $\hat{\Sigma}$ is an optimal reduced-order system of Σ in the truncated \mathcal{H}_2 -norm [\(3.2\)](#), then*

$$(3.15a) \quad \text{tr} \left(C V e_i^r (e_j^p)^T \right) = \text{tr} \left(\hat{C} \hat{V} e_i^r (e_j^p)^T \right), \quad i \in \{1, \dots, r\}, \quad j \in \{1, \dots, p\},$$

$$(3.15b) \quad \text{tr} \left(B^T W e_i^r (e_j^m)^T \right) = \text{tr} \left(\hat{B}^T \hat{W} e_i^r (e_j^m)^T \right), \quad i \in \{1, \dots, r\}, \quad j \in \{1, \dots, m\},$$

$$(3.15c) \quad (W_1(:, i))^T N_k V_1(:, j) = (\hat{W}_1(:, i))^T \hat{N}_k \hat{V}_1(:, j), \\ i, j \in \{1, \dots, r\}, \quad k \in \{1, \dots, m\},$$

$$(3.15d) \quad (W_1(:, i))^T H(V_1(:, j) \otimes V_1(:, l)) = (\hat{W}_1(:, i))^T \hat{H}(\hat{V}_1(:, j) \otimes \hat{V}_1(:, l)), \\ i, j, l \in \{1, \dots, r\},$$

$$(3.15e) \quad (W_1(:, i))^T V(:, i) + (W_2(:, i))^T V_1(:, i) = (\hat{W}_1(:, i))^T \hat{V}(:, i) + (\hat{W}_2(:, i))^T \hat{V}_1(:, i), \\ i \in \{1, \dots, r\}.$$

Proof. The proof is given in [Appendix B](#). \square

3.3. Truncated quadratic-bilinear iterative rational Krylov algorithm.

The remaining challenge is now to develop a numerically efficient model reduction algorithm to construct a reduced QB system satisfying the first-order optimality conditions in [Theorem 3.3](#). However, as in the linear [\[21\]](#) and bilinear [\[7, 19\]](#) cases, since the optimality conditions involve the matrices $V, W, \widehat{V}, \widehat{W}$, which depend on the reduced-order system matrices we are trying to construct, it is not a straightforward task to determine a reduced-order system that satisfies all the necessary conditions for optimality, i.e., [\(3.15a\)–\(3.15e\)](#). We propose [Algorithm 3.1](#), which upon convergence leads to reduced-order systems that *approximately* satisfy the first-order necessary conditions for optimality of [Theorem 3.3](#). Throughout the paper, we denote the algorithm by *truncated QB-IRKA*, or *TQB-IRKA*.

Algorithm 3.1 TQB-IRKA for quadratic-bilinear systems.

Input: The system matrices: $A, H, N_1, \dots, N_m, B, C$.

Output: The reduced matrices: $\widehat{A}, \widehat{H}, \widehat{N}_1, \dots, \widehat{N}_m, \widehat{B}, \widehat{C}$.

- 1: Symmetrize the Hessian H and determine its mode-2 matricization $\mathcal{H}^{(2)}$.
 - 2: Make an initial guess of the reduced matrices $\widehat{A}, \widehat{H}, \widehat{N}_1, \dots, \widehat{N}_m, \widehat{B}, \widehat{C}$.
 - 3: **while** not converged **do**
 - 4: Perform the spectral decomposition of \widehat{A} and define:
 $\Lambda = R^{-1}\widehat{A}R, \quad \widetilde{N}_k = R^{-1}\widehat{N}_kR, \quad \widetilde{H} = R^{-1}\widehat{H}(R \otimes R), \quad \widetilde{B} = R^{-1}\widehat{B}, \quad \widetilde{C} = \widehat{C}R.$
 - 5: Compute mode-2 matricization $\widetilde{\mathcal{H}}^{(2)}$.
 - 6: Solve for V_1 and V_2 :
 $-V_1\Lambda - AV_1 = B\widetilde{B}^T,$
 $-V_2\Lambda - AV_2 = H(V_1 \otimes V_1)\widetilde{H}^T + \sum_{k=1}^m N_k V_1 \widetilde{N}_k^T.$
 - 7: Solve for W_1 and W_2 :
 $-W_1\Lambda - A^T W_1 = C^T \widetilde{C},$
 $-W_2\Lambda - A^T W_2 = 2 \cdot \mathcal{H}^{(2)}(V_1 \otimes W_1)(\widetilde{\mathcal{H}}^{(2)})^T + \sum_{k=1}^m N_k^T W_1 \widetilde{N}_k.$
 - 8: Compute V and W :
 $V := V_1 + V_2, \quad W := W_1 + W_2.$
 - 9: Determine the reduced matrices:
 $\widehat{A}_r = (W^T V)^{-1} W^T A V, \quad \widehat{H} = (W^T V)^{-1} W^T H (V \otimes V),$
 $\widehat{N}_k = (W^T V)^{-1} W^T N_k V, \quad \widehat{B} = (W^T V)^{-1} W^T B, \quad \widehat{C} = C V.$
 - 10: **end while**
-

Our next goal is to show how the reduced-order system resulting from TQB-IRKA upon convergence relates to the first-order optimality conditions [\(3.15\)](#).

THEOREM 3.4. *Let Σ be a QB system [\(1.1\)](#), and let $\widehat{\Sigma}$ be the reduced-order QB system [\(1.2\)](#), computed by TQB-IRKA upon convergence. Let V and W be the resulting projection matrices. Also, assume that $\sigma(\widehat{A}) \cap \sigma(V(W^T V)^{-1} W^T A) = \emptyset$, where $\sigma(\cdot)$ denotes the eigenvalue spectrum of a matrix. Then, the reduced-order system $\widehat{\Sigma}$ satisfies the following relations:*

(3.16a)

$$\text{tr} \left(C V e_i^r (e_j^p)^T \right) = \text{tr} \left(\widehat{C} \widehat{V} e_i^r (e_j^p)^T \right) + \epsilon_C^{(i,j)}, \quad i \in \{1, \dots, r\}, \quad j \in \{1, \dots, p\},$$

(3.16b)

$$\operatorname{tr} \left(B^T W e_i^r (e_j^m)^T \right) = \operatorname{tr} \left(\widehat{B}^T \widehat{W} e_i^r (e_j^m)^T \right) + \epsilon_B^{(i,j)}, \quad i \in \{1, \dots, r\}, \quad j \in \{1, \dots, m\},$$

(3.16c)

$$(W_1(:, i))^T N_k V_1(:, j) = (\widehat{W}_1(:, i))^T \widehat{N}_k \widehat{V}_1(:, j) + \epsilon_N^{(i,j,k)}, \\ i, j \in \{1, \dots, r\}, \quad k \in \{1, \dots, m\},$$

(3.16d)

$$(W_1(:, i))^T H(V_1(:, j) \otimes V_1(:, l)) = (\widehat{W}_1(:, i))^T \widehat{H}(\widehat{V}_1(:, j) \otimes \widehat{V}_1(:, l)) + \epsilon_H^{(i,j,l)}, \\ i, j, l \in \{1, \dots, r\},$$

(3.16e)

$$(W_1(:, i))^T V(:, i) + (W_2(:, i))^T V_1(:, i) = (\widehat{W}_1(:, i))^T \widehat{V}(:, i) + (\widehat{W}_2(:, i))^T \widehat{V}_1(:, i) + \epsilon_\lambda^{(i)}, \\ i \in \{1, \dots, r\}.$$

where $\epsilon_C^{(i,j)}, \dots, \epsilon_\lambda^{(i)}$ are perturbations to the optimality conditions.

Proof. We begin by establishing a relationship between $V_1 \in \mathbb{R}^{n \times r}$, $\widehat{V}_1 \in \mathbb{R}^{r \times r}$ and $V \in \mathbb{R}^{n \times r}$. For this, consider the Sylvester equation related to V_1

$$(3.17) \quad -V_1 \Lambda - A V_1 = B \widetilde{B}^T, \quad \text{and}$$

an oblique projector $\Pi_{v_1} := V_1(W^T V_1)^{-1} W^T$. Then, we apply the projector Π_{v_1} to the Sylvester equation (3.17) from the left to obtain

$$(3.18) \quad -V_1 \Lambda - \Pi_{v_1} A V_1 = \Pi_{v_1} B \widetilde{B}^T.$$

Now, we recall that \widehat{V}_1 satisfies the Sylvester equation

$$-\widehat{V}_1 \Lambda - \widehat{A} \widehat{V}_1 = \widehat{B} \widetilde{B}^T.$$

We next multiply it by V from the left and substitute for \widehat{A} and \widehat{B} to obtain

$$(3.19) \quad -V \widehat{V}_1 \Lambda - \Pi_v A V \widehat{V}_1 = \Pi_v B \widetilde{B}^T,$$

where $\Pi_v = V(W^T V)^{-1} W^T$. Next, we define Γ , satisfying

$$(3.20) \quad \Pi_v = \Pi_{v_1} + \Gamma.$$

Replacing Π_{v_1} in (3.18) using the above relation leads to

$$(3.21) \quad -V_1 \Lambda - \Pi_v A V_1 = \Pi_v B \widetilde{B}^T + \mathcal{X},$$

where $\mathcal{X} = -\Gamma(A V_1 + B \widetilde{B}^T)$. Subtracting (3.21) and (3.19) yields

$$-(V_1 - V \widehat{V}_1) \Lambda - \Pi_v A (V_1 - V \widehat{V}_1) = \mathcal{X}.$$

Since it is assumed that $\sigma(\widehat{A}) \cap \sigma(V(W^T V)^{-1} W^T A) = \emptyset$, this implies that $\Lambda \otimes I_n + I_r \otimes (\Pi_v A)$ is invertible. Therefore, we can write

$$(3.22) \quad V_1 = V \widehat{V}_1 + \epsilon^{v_1},$$

where ϵ^{v_1} solves the Sylvester equation

$$(3.23) \quad \epsilon^{v_1} \Lambda + \Pi_v A \epsilon^{v_1} = -\mathcal{X}.$$

Similarly, one can show that

$$(3.24) \quad W_1 = W(W^T V)^{-T} \widehat{W}_1 + \epsilon^{w_1}.$$

Using (3.22) and (3.24), we obtain

$$\begin{aligned} \widehat{W}_1(:, i)^T \widehat{N}_k \widehat{V}_1(:, j) &= \widehat{W}_1(:, i)^T (W^T V)^{-1} W^T N_k V \widehat{V}_1(:, j) \\ &= (W_1(:, i) - \epsilon^{w_1}(:, i))^T N_k (V_1(:, j) - \epsilon(:, j)) \\ &= W_1(:, i)^T N_k (V_1(:, j)) + \epsilon_N^{(i, j, k)}, \end{aligned}$$

which is (3.16c) in Theorem 3.3. Similarly, one can prove (3.16d) and (3.16e) as well. To prove (3.16b), we consider the following Sylvester equation for V :

$$(3.25) \quad V(-\Lambda) - AV = B\widetilde{B}^T + \sum_{k=1}^m N_k V_1 \widetilde{N}_k^T + H(V_1 \otimes V_1) \widetilde{H}^T.$$

Applying Π_v to both sides of the above Sylvester equation yields

$$(3.26) \quad V(I_r(-\Lambda) - \widehat{A}I_r) = V(\widehat{B}\widetilde{B}^T + \mathcal{Y}),$$

where $\mathcal{Y} = (W^T V)^{-1} W^T \left(\sum_{k=1}^m N_k V_1 \widetilde{N}_k^T + H(V_1 \otimes V_1) \widetilde{H}^T \right)$. This implies that

$$(3.27) \quad I_r(-\Lambda) - \widehat{A}I_r = \widehat{B}\widetilde{B}^T + \mathcal{Y}.$$

Next, we consider the Sylvester equation for \widehat{V} ,

$$(3.28) \quad \widehat{V}(-\Lambda) - \widehat{A}\widehat{V} = \widehat{B}\widetilde{B}^T + \widehat{N}\widehat{V}_1\widetilde{N}^T + \widehat{H}(\widehat{V}_1 \otimes \widehat{V}_1) \widetilde{H}^T.$$

We then subtract (3.28) and (3.27) to obtain

$$\begin{aligned} (I_r - \widehat{V})(-\Lambda) - \widehat{A}(I_r - \widehat{V}) &= \sum_{k=1}^m (W^T V)^{-1} W^T N_k (V_1 - V\widehat{V}_1) \widetilde{N}_k^T \\ &\quad + (W^T V)^{-1} W^T H (V_1 \otimes V_1 - (V\widehat{V}_1 \otimes V\widehat{V}_1)) \widetilde{H}^T. \end{aligned}$$

Substituting $V\widehat{V}_1$ from (3.22) gives

$$\begin{aligned} (I_r - \widehat{V})(-\Lambda) - \widehat{A}(I_r - \widehat{V}) &= \sum_{k=1}^m (W^T V)^{-1} W^T N_k \epsilon^{v_1} \widetilde{N}_k^T \\ &\quad + (W^T V)^{-1} W^T H (2 \cdot \epsilon^{v_1} \otimes V_1 + \epsilon^{v_1} \otimes \epsilon^{v_1}) \widetilde{H}^T. \end{aligned}$$

Thus, there always exists Γ_v such that $\widehat{V} = I_r + \Gamma_v$. To prove (3.15a), we observe that

$$\text{tr}(\widehat{C}\widehat{V}e_i^r(e_j^p)^T) = \text{tr}(CV(I_r + \Gamma_v)e_i^r(e_j^p)^T).$$

Thus,

$$\operatorname{tr} \left(\widehat{C} \widehat{V} e_i^r (e_j^p)^T \right) = \operatorname{tr} \left(C V e_i^r (e_j^p)^T \right) + \epsilon_C^{(i,j)}.$$

Analogously, we can prove (3.15b) as well. \square

REMARK 3.5. In [Theorem 3.4](#), we have presented how the reduced-order systems, obtained upon convergence of TQB-IRKA, satisfy the optimality conditions with perturbations. Recall that V_1 and V_2 solve the Sylvester equations (3.12a) and (3.12c), respectively, and the right-hand side for V_2 is quadratic in H and N_k . So, for a weakly nonlinear QB system, meaning H and N_k are very small w.r.t. B , the matrix V_2 will be relatively small as compared to the matrix V_1 . Hence, the subspace V can be given by perturbing the matrix V_1 by the matrix V_2 . This indicates that the difference between the projectors $\Pi_v = V(W^T V)W^T$ and $\Pi_{v_1} = V_1(W^T V_1)W^T$ can be seen as a small perturbation, and we have denoted this perturbation with Γ ; see (3.20). As a result, the right-hand side of the Sylvester equation (3.23) will be small, and hence so for ϵ^{v_1} . In a similar way, one can argue that ϵ^{w_1} in (3.24) will be small. Therefore, it can be shown that in the case of weakly nonlinear QB systems (1.1), all ϵ 's in (3.16) such as $\epsilon_C^{(i,j)}$ will be very small. However, we observe in our numerical results (see [Section 4](#)) that even for strongly nonlinear QB systems, [Algorithm 3.1](#) yields reduced-order systems which satisfy the optimality conditions (3.15) very closely, and the perturbations to the optimality conditions are very small.

REMARK 3.6. [Algorithm 3.1](#) can be seen as an extension of truncated B-IRKA with the truncation index 2 [[19](#), Algo. 2] from bilinear systems to QB systems. In [[19](#)], the truncation index N , which denotes the number of terms in the underlying Volterra series for bilinear systems, is free, and as $N \rightarrow \infty$, all the perturbations go to zero. However, it is shown in [[19](#)] that in most cases, a small N is enough. In our case, a similar convergence will occur if we let the number of terms in the underlying Volterra series of the QB system grow; however this is not numerically feasible since the subsystem in the QB case becomes rather complicated after the first three terms. Indeed, because of this, [[20](#)] and [[9](#)] have considered the interpolation of multivariate transfer functions corresponding to only the first two subsystems as well. Moreover, even in case of balanced truncation for QB systems [[11](#)], it is also shown by means of numerical examples that the truncated Gramians for QB systems based on the first three terms of the underlying Volterra series produce quantitatively very accurate reduced-order systems. And our numerical examples show that this is the case here as well.

REMARK 3.7. Thus far, we have used $E = I$ for QB systems; however, in the case of $E \neq I$, but nonetheless a nonsingular matrix, we can still employ [Algorithm 3.1](#). One obvious way is to invert E , but this is inadmissible in the large-scale setting. Moreover, the resulting matrices may be dense, making the algorithm computationally expensive. Nevertheless, [Algorithm 3.1](#) can be employed without inverting E . For this, we need to modify step 6 and step 7 in [Algorithm 3.1](#) as follows:

$$\begin{aligned} -EV_1\Lambda - AV_1 &= B\tilde{B}^T, \\ -EV_2\Lambda - AV_2 &= H(V_1 \otimes V_1)\tilde{H}^T + \sum_{k=1}^m N_k V_1 \tilde{N}_k^T, \\ -E^T W_1 \Lambda - A^T W_1 &= C^T \tilde{C}, \\ -E^T W_2 \Lambda - A^T W_2 &= 2 \cdot \mathcal{H}^{(2)}(V_1 \otimes W_1)(\tilde{\mathcal{H}}^{(2)})^T + \sum_{k=1}^m N_k^T W_1 \tilde{N}_k, \end{aligned}$$

and replace $(W^T V)^{-1}$ with $(W^T E V)^{-1}$, assuming $W^T E V$ is invertible while determining the reduced system matrices in step 9 of [Algorithm 3.1](#). Then, the modified iterative algorithm with the matrix E also provides a reduced-order system, approximately satisfying optimality conditions. We skip the rigorous proof for the $E \neq I$ case, but it can be proven along the lines of $E = I$. Indeed, one does not even need to invert $W^T E V$ by letting the reduced QB have a reduced E term as $W^T E V$, and the spectral decomposition of \hat{A} is replaced by a generalized eigenvalue decomposition of \hat{E} and \hat{A} . However, to keep the notation of [Algorithm 3.1](#) simple, we omit these details.

3.4. Computational issues. The main bottleneck in applying TQB-IRKA is the computations of the reduced matrices, especially the computational cost related to $\hat{H} := W^T H(V \otimes V)$ that needs to be evaluated at each iteration. Regarding this, there is an efficient method, proposed in [\[9\]](#), utilizing the properties of tensor matricizations, which we summarize in [Algorithm 3.2](#).

Algorithm 3.2 Computation of the Hessian of the reduced QB system [\[9\]](#).

- 1: Determine $\mathcal{Y} \in \mathbb{R}^{r \times n \times n}$, such that $\mathcal{Y}^{(1)} = W^T H$.
 - 2: Determine $\mathcal{Z} \in \mathbb{R}^{r \times r \times n}$, such that $\mathcal{Z}^{(2)} = V^T \mathcal{Y}^{(2)}$.
 - 3: Determine $\mathcal{X} \in \mathbb{R}^{r \times r \times r}$, such that $\mathcal{X}^{(3)} = V^T \mathcal{Z}^{(3)}$.
 - 4: Then, the reduced Hessian is $\hat{H} = \mathcal{X}^{(1)}$.
-

[Algorithm 3.2](#) avoids the highly undesirable explicit formulation of $V \otimes V$ for large-scale systems to compute the reduced Hessian. However, it does not take into account the particular structure of the Hessian H of the QB system [\(1.1\)](#), but therein, the supersparsity of the Hessian is exploited, leading to a sparse \mathcal{Y} . Therefore, we propose a more efficient way to compute \hat{H} efficiently that utilizes the special structure of the Hessian, arising from the governing PDEs or ODEs. Generally, the term $H(x \otimes x)$ in the QB system [\(1.1\)](#) can be written as $H(x \otimes x) = \sum_{j=1}^p (\mathcal{A}^{(j)} x) \circ (\mathcal{B}^{(j)} x)$, where \circ denotes the Hadamard product, and $\mathcal{A}^{(j)}$ and $\mathcal{B}^{(j)}$ are sparse matrices, depending on the nonlinear operators in PDEs and discretization scheme, and p is generally a very small integer; for instance, it is equal to 1 in case of Burgers' equations. Furthermore, using the i th rows of $\mathcal{A}^{(j)}$ and $\mathcal{B}^{(j)}$, we can construct the i th row of the Hessian:

$$H^{(i)} = \sum_{j=1}^p \mathcal{A}_i^{(j)} \otimes \mathcal{B}_i^{(j)},$$

where $H^{(i)}$, $\mathcal{A}_i^{(j)}$ and $\mathcal{B}_i^{(j)}$ represent i th row of the matrix H , $\mathcal{A}^{(j)}$ and $\mathcal{B}^{(j)}$, respectively. This clearly shows that there is a particular Kronecker structure of the Hessian H , which can be used in order to determine \hat{H} . Using the Chafee-Infante equation as an example, we illustrate how the structure of the Hessian (Kronecker structure) can be exploited to determine \hat{H} efficiently.

EXAMPLE 3.8. We here consider the Chafee-Infante equation, which is discretized over the spatial domain via a finite difference scheme. The MOR problem for this example is considered in [Section 4](#), where one can also find the governing equations and boundary conditions. For this particular example, the Hessian (after having rewritten the system into the QB form) is given by

$$(3.29) \quad \begin{aligned} H^{(i)} &= -e_i^n \otimes e_{k+i}^n, \quad i \in \{1, \dots, k\}, \\ H^{(i)} &= -2(e_i^n \otimes e_i^n) + 2e_{i-k}^n \otimes [X^{(i-k)} \quad \mathbf{0}], \quad i \in \{k+1, \dots, n\}, \end{aligned}$$

where k is the number of grid points, $n = 2k$, and $H^{(i)}$ and $X^{(i)}$ denote the i th row vectors of the matrices H and $X \in \mathbb{R}^{k \times k}$, respectively, in which superdiagonal and subdiagonal entries of X are ones and all other entries are zeros.

The Kronecker representation of each row of the matrix H allows us to compute each row of $H_v := H(V \otimes V)$ by selecting only the required rows of V . This way, we can determine H_v efficiently for large-scale settings, and then multiply with W^T to obtain the desired reduced Hessian. In order to show the effectiveness of the proposed methodology that uses the special Kronecker structure of the Hessian H , we compute $\hat{H} = W^T H(V \otimes V)$ for different orders of original and reduced-order systems, and show the required CPU-time to compute it in Figure 3.1.

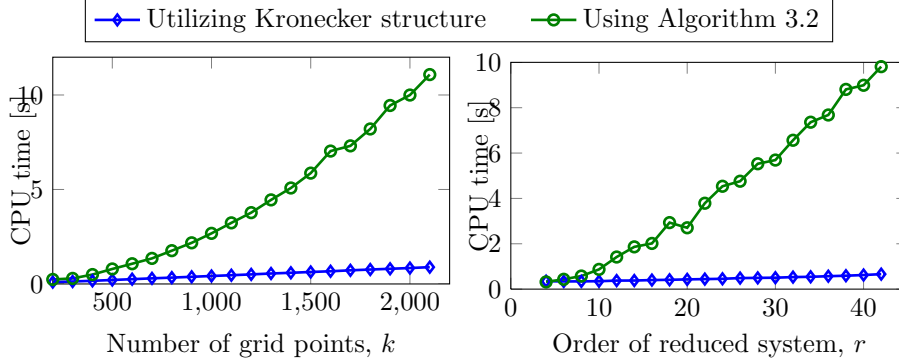


FIGURE 3.1. The left figure shows the computational time for $\hat{H} := W^T H(V \otimes V)$ by varying the number of grid points in the spatial domain by fixing the order of the reduced system to $r = 20$. In the right figure, we show the computational time for different orders of the reduced system using a fix number of grid points, $k = 1000$.

These figures show that the CPU-time for computing \hat{H} increases exponentially with the increase in the order of either original system or reduced system if \hat{H} is computed using Algorithm 3.2. On the other hand, if one utilizes the present Kronecker structure of the Hessian H , then the computational cost does not increase as rapidly as for the other method. So, our conclusion here is that it is worth to exploit the Kronecker structure of the Hessian of the system for an efficient computation of \hat{H} in the large-scale settings.

4. Numerical Results. In this section, we illustrate the efficiency of the proposed iterative scheme to determine reduced-order systems for QB systems by means of several semi-discretized nonlinear PDEs, and compare it with the existing MOR techniques, such as one-sided and two-sided subsystem-based interpolatory projection methods [9, 20, 34], balanced truncation (BT) for QB systems [11] and POD, e.g., see [25, 29]. We iterate Algorithm 3.1 until the relative change in the eigenvalues of \hat{A} becomes smaller than a tolerance level. We set this tolerance to $1e-5$. Moreover, we determine interpolation points for one-sided and two-sided interpolatory projection methods using IRKA [21] on the corresponding linear part, which appear to be a good set of interpolation points as shown in [9]. All the simulations were done on an Intel(R) Core(TM)2 Quad CPU Q9550@2.83GHz, 6 MB cache, 4 GB RAM, openSUSE Linux 12.04, MATLAB® Version 7.11.0.584(R2010b)64-bit(glnxa64).

4.1. One dimensional Chafee-Infante equation. Here, we consider the one-dimensional Chafee-Infante (Allen-Cahn) equation whose governing equation, initial

condition and boundary controls are given by

$$(4.1) \quad \begin{aligned} \dot{v} + v^3 &= v_{xx} + v, & (0, L) \times (0, T), & \quad v(0, \cdot) = u(t), & (0, T), \\ v_x(L, \cdot) &= 0, & (0, T), & \quad v(x, 0) = 0, & (0, L). \end{aligned}$$

MOR for this system has been considered in various articles; see, e.g., [9, 11]. The governing equation (4.1) contains a cubic nonlinearity, which can then be rewritten into QB form as shown in [9]. For more details on the system, we refer to [17, 23]. Next, we utilize the finite differences scheme by using k equidistant points over the length, resulting in a semi-discretized QB system of order $2k$. The output of our interest is the response at the right boundary, i.e., $v(L, t)$, and we set the number of grid points to $k = 500$, leading to the order $n = 1000$ QB system.

We construct reduced-order systems of order $r = 10$ using TQB-IRKA, BT, one-sided and two-sided interpolatory projection methods, and POD. For the POD based approximation, we collect 500 snapshots of the true solution for the training input $u_1(t) = (1 + \sin(\pi t)) \exp(-t/5)$, and compute the projection by taking the most 10 dominant basis vectors.

In order to compare the quality of these reduced-order systems w.r.t. the original system, we first simulate them using the same training input used to construct the POD basis, i.e., $u_1(t) = (1 + \sin(\pi t)) \exp(-t/5)$. We plot the transient responses and relative errors for the input in Figure 4.1. As expected, since we are comparing the reduced models for the same forcing term used for POD, Figure 4.1 shows that the POD approximation outperforms the other methods for the input u_1 . However, the interpolatory methods also provide satisfactory reduced-order systems for $u_1(t)$ even though the reduction is performed without any knowledge of $u_1(t)$.

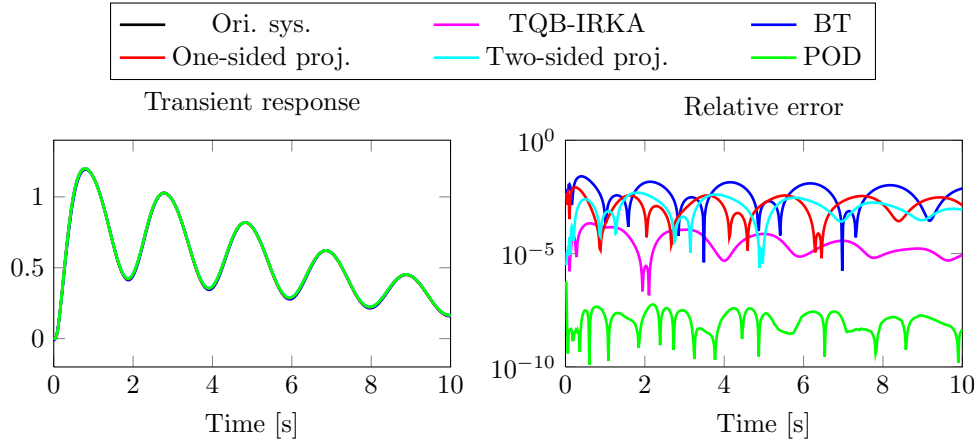


FIGURE 4.1. For the boundary control input $u_1(t) = (1 + \sin(\pi t)) \exp(-t/5)$.

To test the robustness of the reduced systems, we compare the time-domain simulations of the reduced systems with the original one in Figure 4.2 for a slightly different input, namely $u_2(t) = 30(1 + \sin(\pi t))$. First observe that the POD approximation fails to reproduce the systems dynamics for the input u_2 accurately as the POD is mainly an input-dependent algorithm. Moreover, the one-sided interpolatory projection method also performs worse for the input u_2 (see the error plot in Figure 4.2). On the other hand, TQB-IRKA, BT and the two-sided interpolatory projection method,

all yield very accurate reduced-order systems of comparable qualities; TQB-IRKA produces marginally better reduced systems. Once again it is important to emphasize neither $u_1(t)$ nor $u_2(t)$ have entered the model reduction procedure in TQB-IRKA.

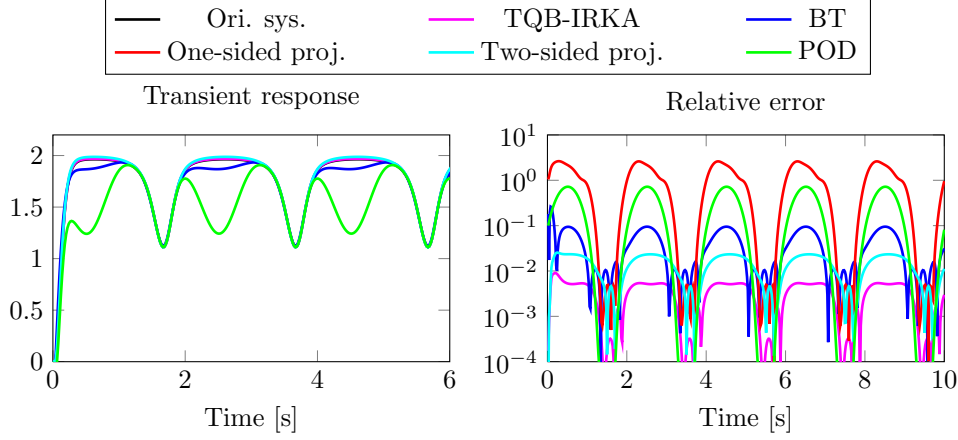


FIGURE 4.2. For the boundary control input $u_2(t) = 30(1 + \sin(\pi t))$.

As we showed in [Theorem 3.4](#), upon convergence TQB-IRKA yields reduced-order systems that satisfy the optimality conditions (3.15) with perturbations. For this example, we determine these perturbations numerically after computing the reduced-order systems using TQB-IRKA. We define

$$(4.2) \quad \begin{aligned} \epsilon_C^{\max} &:= \max_{i,j} |\epsilon_C^{(i,j)}|, & \epsilon_B^{\max} &:= \max_{i,j} |\epsilon_B^{(i,j)}|, & \epsilon_N^{\max} &:= \max_{i,j,k} |\epsilon_N^{(i,j,k)}|, \\ \epsilon_H^{\max} &:= \max_{i,j,k} |\epsilon_H^{(i,j,k)}| & \text{and} & & \epsilon_\lambda^{\max} &:= \max_i |\epsilon_\lambda^{(i)}|, \end{aligned}$$

where $\epsilon_C^{(i,j)}, \dots, \epsilon_\lambda^{(i)}$ are defined in (3.16). For the reduced-order $r = 10$, the perturbations in (4.2) upon convergence of TQB-IRKA are listed in [Table 4.1](#).

TABLE 4.1
Perturbations to the optimality conditions.

ϵ_C^{\max}	ϵ_B^{\max}	ϵ_N^{\max}	ϵ_H^{\max}	ϵ_λ^{\max}
4.4×10^{-10}	5.2×10^{-13}	1.1×10^{-19}	5.9×10^{-15}	1.9×10^{-11}

In [Remark 3.5](#), we have argued that for weakly nonlinear QB system, we expect these perturbations to be small. However, even for this example with strong nonlinearity, the reduced-order system due to TQB-IRKA satisfies the optimality conditions (3.15) very accurately. This result also strongly supports the discussion of [Remark 3.6](#) that a small truncation index is expected to be enough in many cases. Since TQB-IRKA minimizes the truncated \mathcal{H}_2 -norm of the QB error system, we also compare the truncated \mathcal{H}_2 -norm of the reduced-order systems, obtained from various methods, with the original system one, and plot the relative truncated \mathcal{H}_2 -norm error in [Figure 4.3](#) by varying the order of the reduced systems.

[Figure 4.3](#) indicates that the reduced-order systems obtained via one-sided interpolatory projection performs worst in the truncated \mathcal{H}_2 -norm, whereas the qualities of

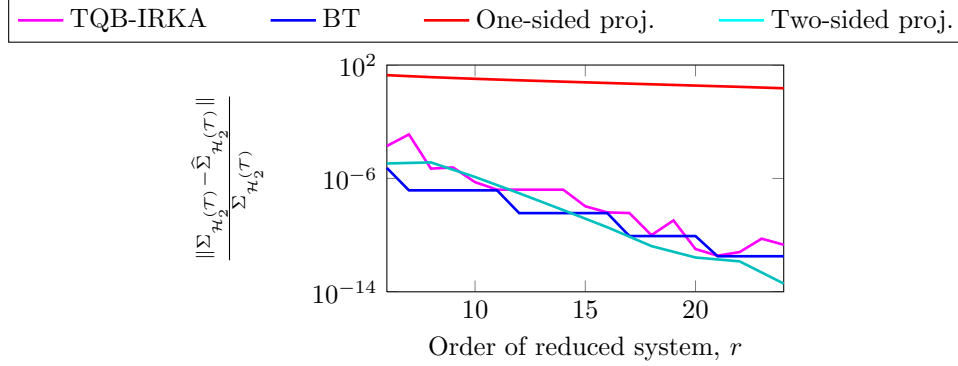


FIGURE 4.3. Comparison of the truncated \mathcal{H}_2 -norm of the original system and reduced systems of different orders.

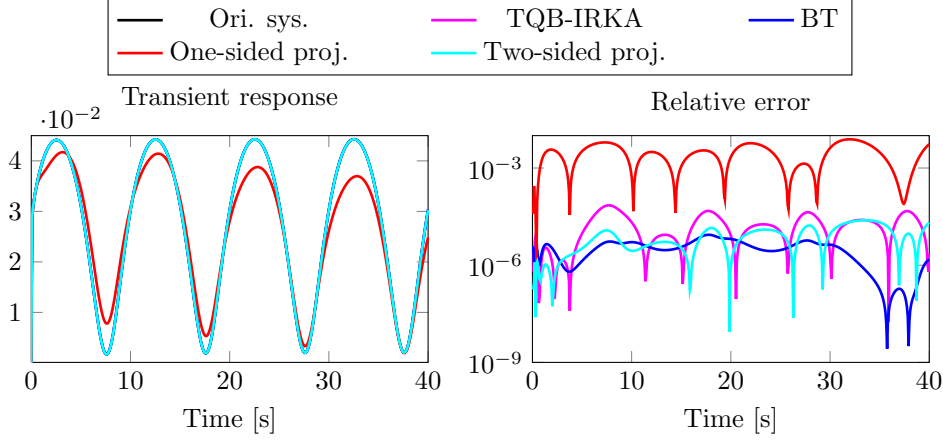
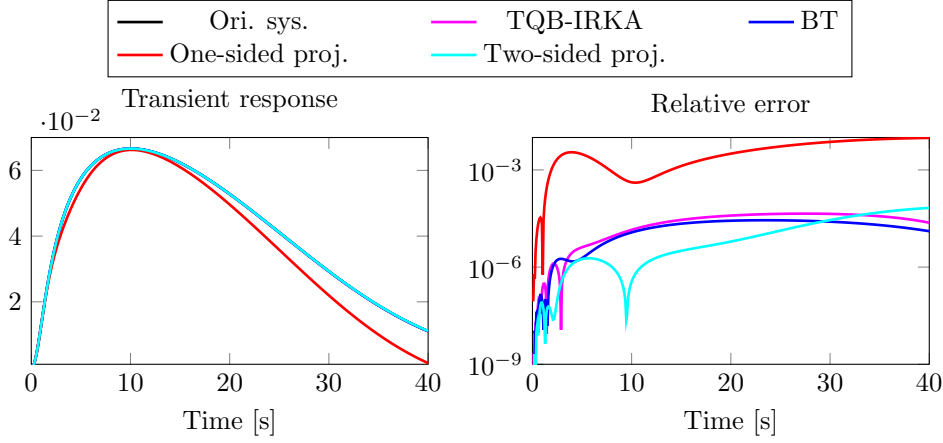
the reduced-order systems obtained by TQB-IRKA, BT and two-sided interpolatory projection method are comparable w.r.t. the truncated \mathcal{H}_2 -norm. This also potentially explains why the reduced systems obtained via TQB-IRKA, BT and two-sided interpolatory projection method are of the same quality for both control inputs u_1 and u_2 , and the one-sided interpolatory projection method provides the worst reduced systems, see Figure 4.2. However, it is important to emphasize that unlike for linear dynamical systems, the \mathcal{H}_2 -norm and the L^∞ -norm of the output for nonlinear systems, including QB systems, are not directly connected. This can be seen in Figure 4.3 as for reduced systems of order $r = 10$, even though BT yielded the smallest truncated \mathcal{H}_2 -norm, in time-domain simulations for inputs u_1 and u_2 , it is not the best in terms of the L^∞ -norm of the output error. Nevertheless, the truncated \mathcal{H}_2 -norm is still a robust indicator for the quality of the reduced system.

4.2. A nonlinear RC ladder. We consider a nonlinear RC ladder, which consists of capacitors and nonlinear I-V diodes. The characteristics of the I-V diode are governed by exponential nonlinearity, which can also be rewritten in QB form. For a detailed description on the dynamics of the ladder, we refer to [3, 20, 30, 34, 33]. We set the number of capacitors in the ladder to $k = 500$, resulting in a QB system of order $n = 1000$.

We construct the reduced-order systems of order $r = 10$ using TQB-IRKA, BT, and one-sided and two-sided interpolatory projection methods. We then compare the accuracies of these reduced systems for two different inputs: $u_1(t) = 2.5(1 + \sin(2\pi t/10))$ and $u_2(t) = t^2 \exp(-t/5)$. Figures 4.4 and 4.5 show the transient responses and relative errors for the considered boundary control inputs.

Once again, these figures indicate that TQB-IRKA, BT and the two-sided interpolatory projection method produce comparable reduced-order systems, whereas one-sided interpolatory projection fails to approximate the transient responses for both inputs.

4.3. The FitzHugh-Nagumo (F-N) system. This example considers the F-N system, describing activation and deactivation dynamics of spiking neurons. This model is a simplification of the Hodgkin-Huxley neuron model. The dynamics of the

FIGURE 4.4. Example 4.2, input $u_1(t) = 2.5(1 + \sin(2\pi t/10))$.FIGURE 4.5. Example 4.2, input $u_2(t) = t^2 \exp(-t/5)$.

system is governed by the following nonlinear coupled PDEs:

$$\begin{aligned} \epsilon v_t(x, t) &= \epsilon^2 v_{xx}(x, t) + f(v(x, t)) - w(x, t) + q, \\ w_t(x, t) &= h v(x, t) - \gamma w(x, t) + q \end{aligned}$$

with a nonlinear function $f(v(x, t)) = v(v - 0.1)(1 - v)$ and initial and boundary conditions as follows:

$$\begin{aligned} v(x, 0) &= 0, & w(x, 0) &= 0, & x &\in [0, L], \\ v_x(0, t) &= i_0(t), & v_x(1, t) &= 0, & t &\geq 0, \end{aligned}$$

where $\epsilon = 0.015$, $h = 0.5$, $\gamma = 2$, $q = 0.05$, $L = 0.2$, and $i_0(t) = 5 \cdot 10^4 t^3 \exp(-15t)$. The voltage and recovery voltage are denoted by v and w , respectively. MOR for the model has been considered in [8, 11, 18]. Furthermore, we also consider the same output as considered in [8, 11], which is the limit-cycle at the left boundary, i.e., $x = 0$. The system can be considered as having two inputs g and $i_0(t)$; also it has

two outputs, which are $v(0, t)$ and $w(0, t)$. This means that the system is a multi-input multi-output system as opposed to the two previous examples. We discretize the governing equations using the finite differences scheme. This leads to an ODE system, having cubic nonlinearity, which can then be transformed into the QB form. We consider $k = 500$ grid points, resulting in a QB system of order $3k = 1500$.

We next determine reduced systems of order $r = 20$ using TQB-IRKA and BT. The one-sided and two-sided subsystem-based interpolatory projection methods have major disadvantages in the MIMO QB case. The one-sided interpolatory projection approach of [20] can be applied to MIMO QB systems, however the dimension of subspace V , and thus the dimension of the reduced model, increases quadratically due to the $V \otimes V$ term. As we mentioned in Section 1, the two-sided interpolatory projection method is only applicable to SISO QB systems. When the number of inputs and outputs are the same, which is the case in this example, one can still employ [9, Algo. 1] to construct a reduced system. This is exactly what we did here. However, it is important to note that even though the method can be applied numerically, it no longer ensures the theoretical subsystem interpolation property. Despite these drawbacks, for completeness of the comparison, we still construct reduced models using both one-sided and two-sided subsystem-based interpolatory projections. For the two-sided case, we use four linear \mathcal{H}_2 -optimal points and determine the reduced-order system by taking the first 20 dominant vectors. We do the same for one-sided interpolatory projection method to compute the reduced-order system.

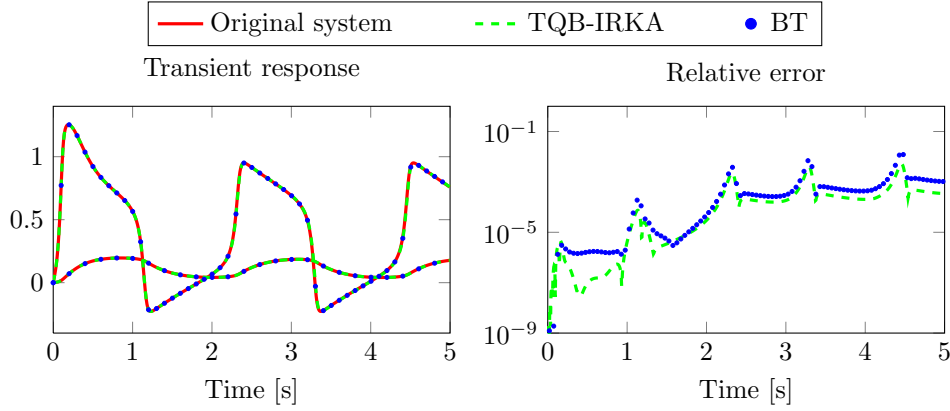


FIGURE 4.6. Example 4.3, comparison of the limit-cycle at the left boundary, $x = 0$.

We observe that reduced-order systems, obtained using TQB-IRKA and BT, enable us to reproduce the limit-cycles, which is a typical neuronal dynamics as shown in Figures 4.6 and 4.7. One can see that TQB-IRKA gives a marginally better reduced-order system as compared to BT, but still both are very competitive. In contrast, the one-sided and two-sided interpolatory projection methods fail to replicate these dynamics and are therefore omitted from the figures. However, as shown in [8], for particular interpolation points and higher-order moments, it might be possible to construct reduced-order systems via one-sided and two-sided interpolatory projection methods, which can reconstruct the limit-cycles. But as also discussed in [8], stability of the reduced-order systems is highly sensitive to these specific choices and even slight modifications may lead to unstable systems. For the \mathcal{H}_2 linear optimal interpolation points selection we made here the one-sided and two-sided approaches

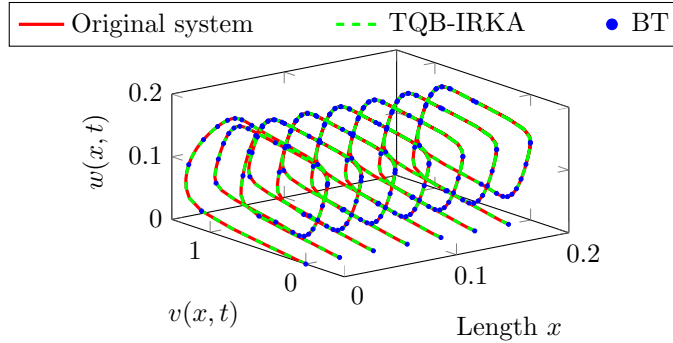


FIGURE 4.7. Example 4.3, limit-cycle behavior of the original and reduced-order systems in the spatial domain.

were not able to reproduce the limit cycles; thus motivating the usage of TQB-IRKA and BT once again, especially for the MIMO case.

5. Conclusions. In this paper, we have investigated the optimal model reduction problem for quadratic-bilinear control systems. We first defined the truncated \mathcal{H}_2 -norm for quadratic-bilinear systems based on the leading kernels of the underlying Volterra series. We have then derived the first-order necessary conditions, minimizing the truncated \mathcal{H}_2 -norm of the error system. These optimality conditions lead to the proposed model reduction algorithm (TQB-IRKA), which iteratively constructs reduced order models that *approximately* satisfy the optimality conditions. We also discussed the efficient computation of the reduced Hessian, utilizing the Kronecker structure of the Hessian of the QB system. Via several numerical examples, we have shown that TQB-IRKA outperforms the one-sided (including POD) and two-sided projection methods in most cases, and is comparable to balanced truncation. Especially for MIMO QB systems, TQB-IRKA and BT are the preferred methods of choice since the current framework of two-sided subspace interpolatory projection method is only applicable to SISO systems and the extension of the one-sided interpolatory projection method to MIMO QB systems yields reduced models whose dimension increases quadratically with the number of inputs. Moreover, our numerical experiments reveal that the reduced systems via TQB-IRKA and BT are more robust as compared to one-sided and two-sided interpolatory projection methods in terms of stability of the reduced models although we do not have any theoretical justification of this observation yet.

Acknowledgments. The authors would like to thank Dr. Tobias Breiten for providing us numerical examples, and MATLAB implementations for one-sided and two-sided interpolatory projection methods. This research is supported by a research grant of the “International Max Planck Research School (IMPRS) for Advanced Methods in Process and System Engineering (Magdeburg)”. The work of S. Gugercin was supported in part by NSF through Grant DMS-1522616 and by the Alexander von Humboldt Foundation.

REFERENCES

- [1] A. C. ANTOUNAS, *Approximation of Large-Scale Dynamical Systems*, SIAM Publications, Philadelphia, PA, 2005.

- [2] P. ASTRID, S. WEILAND, K. WILLCOX, AND T. BACKX, *Missing point estimation in models described by proper orthogonal decomposition*, IEEE Trans. Autom. Control, 53 (2008), pp. 2237–2251.
- [3] Z. BAI, *Krylov subspace techniques for reduced-order modeling of large-scale dynamical systems*, Appl. Numer. Math., 43 (2002), pp. 9–44.
- [4] R. H. BARTELS AND G. W. STEWART, *Solution of the matrix equation $AX + XB = C$* , Comm. ACM, 15 (1972), pp. 820–826.
- [5] U. BAUR, P. BENNER, AND L. FENG, *Model order reduction for linear and nonlinear systems: a system-theoretic perspective*, Arch. Comput. Methods Eng., 21 (2014), pp. 331–358.
- [6] C. A. BEATTIE AND S. GUGERCIN, *Model reduction by rational interpolation*, in Model Reduction and Approximation: Theory and Algorithms, P. Benner, A. Cohen, M. Ohlberger, and K. Willcox, eds., SIAM, Philadelphia, 2017. To appear, available at <http://arxiv.org/abs/1409.2140>.
- [7] P. BENNER AND T. BREITEN, *Interpolation-based \mathcal{H}_2 -model reduction of bilinear control systems*, SIAM J. Matrix Anal. Appl., 33 (2012), pp. 859–885.
- [8] P. BENNER AND T. BREITEN, *Two-sided moment matching methods for nonlinear model reduction*, Preprint MPIMD/12-12, MPI Magdeburg, 2012. Available from <http://www.mpi-magdeburg.mpg.de/preprints/>.
- [9] P. BENNER AND T. BREITEN, *Two-sided moment matching methods for nonlinear model reduction*, SIAM J. Sci. Comput., 37 (2015), pp. B239–B260, doi:10.1137/14097255X.
- [10] P. BENNER AND T. DAMM, *Lyapunov equations, energy functionals, and model order reduction of bilinear and stochastic systems*, SIAM J. Cont. Optim., 49 (2011), pp. 686–711, doi:10.1137/09075041X.
- [11] P. BENNER AND P. GOYAL, *Algebraic Gramians for quadratic-bilinear control systems and their application in model order reduction*, tech. report, 2016.
- [12] P. BENNER AND P. GOYAL, *Multipoint interpolation of Volterra series and \mathcal{H}_2 -model reduction for a family of bilinear descriptor systems*, Systems Control Lett., 97 (2016), pp. 1–11.
- [13] P. BENNER, S. GUGERCIN, AND K. WILLCOX, *A survey of projection-based model reduction methods for parametric dynamical systems*, SIAM Review, 57 (2015), pp. 483–531.
- [14] P. BENNER, V. MEHRMANN, AND D. C. SORESENSEN, *Dimension Reduction of Large-Scale Systems*, vol. 45 of Lect. Notes Comput. Sci. Eng., Springer-Verlag, Berlin/Heidelberg, Germany, 2005.
- [15] P. BENNER AND J. SAAK, *Numerical solution of large and sparse continuous time algebraic matrix Riccati and Lyapunov equations: a state of the art survey*, GAMM-Mitteilungen, 36 (2013), pp. 32–52.
- [16] P. BENNER, E. SACHS, AND S. VOLKWEIN, *Model order reduction for PDE constrained optimization*, in Trends in PDE Constrained Optimization, G. Leugering, P. Benner, S. Engell, A. Griewank, H. Harbrecht, M. Hinze, R. Rannacher, and S. Ulbrich, eds., vol. 165 of International Series of Numerical Mathematics, Springer International Publishing, 2014, pp. 303–326, doi:10.1007/978-3-319-05083-6_19.
- [17] N. CHAFEE AND E. F. INFANTE, *A bifurcation problem for a nonlinear partial differential equation of parabolic type*, Appl. Anal., 4 (1974), pp. 17–37.
- [18] S. CHATURANTABUT AND D. C. SORESENSEN, *Nonlinear model reduction via discrete empirical interpolation*, SIAM J. Sci. Comput., 32 (2010), pp. 2737–2764.
- [19] G. FLAGG AND S. GUGERCIN, *Multipoint Volterra series interpolation and \mathcal{H}_2 optimal model reduction of bilinear systems*, SIAM J. Matrix Anal. Appl., 36 (2015), pp. 549–579.
- [20] C. GU, *QLMOR: A projection-based nonlinear model order reduction approach using quadratic-linear representation of nonlinear systems*, IEEE Trans. Comput.-Aided Design Integr. Circuits Syst., 30 (2011), pp. 1307–1320.
- [21] S. GUGERCIN, A. C. ANTOULAS, AND C. A. BEATTIE, *\mathcal{H}_2 model reduction for large-scale dynamical systems*, SIAM J. Matrix Anal. Appl., 30 (2008), pp. 609–638.
- [22] S. GUGERCIN, T. STYKEL, AND S. WYATT, *Model reduction of descriptor systems by interpolatory projection methods*, SIAM J. Sci. Comput., 35 (2013), pp. B1010–B1033, doi:10.1137/130906635.
- [23] E. HANSEN, F. KRAMER, AND A. OSTERMANN, *A second-order positivity preserving scheme for semilinear parabolic problems*, Appl. Numer. Math., 62 (2012), pp. 1428–1435.
- [24] H. V. HENDERSON AND S. R. SEARLE, *The vec-permutation matrix, the vec operator and Kronecker products: A review*, Linear and Multilinear Algebra, 9 (1981), pp. 271–288.
- [25] M. HINZE AND S. VOLKWEIN, *Proper orthogonal decomposition surrogate models for nonlinear dynamical systems: Error estimates and suboptimal control*, in [14], pp. 261–306.
- [26] M. HINZE AND S. VOLKWEIN, *Error estimates for abstract linear-quadratic optimal control problems using proper orthogonal decomposition*, Comput. Optim. Appl., 39 (2008), pp. 319–

- 345.
- [27] R. A. HORN AND C. R. JOHNSON, *Topics in Matrix Analysis*, Cambridge University Press, Cambridge.
 - [28] T. G. KOLDA AND B. W. BADER, *Tensor decompositions and applications*, SIAM Rev., 51 (2009), pp. 455–500.
 - [29] K. KUNISCH AND S. VOLKWEIN, *Proper orthogonal decomposition for optimality systems*, ESAIM: Math. Model. Numer. Anal., 42 (2008), pp. 1–23.
 - [30] P. LI AND L. T. PILEGGI, *Compact reduced-order modeling of weakly nonlinear analog and RF circuits*, IEEE Trans. Comput.-Aided Design Integr. Circuits Syst., 24 (2005), pp. 184–203.
 - [31] V. MEHRMANN AND T. STYKEL, *Balanced truncation model reduction for large-scale systems in descriptor form*, in [14], pp. 83–115.
 - [32] B. C. MOORE, *Principal component analysis in linear systems: controllability, observability, and model reduction*, IEEE Trans. Autom. Control, AC-26 (1981), pp. 17–32.
 - [33] J. R. PHILLIPS, *Projection frameworks for model reduction of weakly nonlinear systems*, in Proc. of the 2000 Design Automation Conference, 2000, pp. 184–189.
 - [34] J. R. PHILLIPS, *Projection-based approaches for model reduction of weakly nonlinear, time-varying systems*, IEEE Trans. Comput.-Aided Design Integr. Circuits Syst., 22 (2003), pp. 171–187.
 - [35] M. J. REWIEŃSKI, *A Trajectory Piecewise-Linear Approach to Model Order Reduction of Nonlinear Dynamical Systems*, PhD thesis, Massachusetts Institute of Technology, 2003.
 - [36] W. H. A. SCHILDERS, H. A. VAN DER VORST, AND J. ROMMES, *Model Order Reduction: Theory, Research Aspects and Applications*, Springer-Verlag, Berlin, Heidelberg, 2008.
 - [37] V. SIMONCINI, *Computational methods for linear matrix equations*, SIAM Rev., 58 (2016), pp. 377–441.
 - [38] L. ZHANG AND J. LAM, *On H_2 model reduction of bilinear systems*, Automatica, 38 (2002), pp. 205–216.

Appendix A. Important relations of the Kronecker products. In this section, we provide some relations between Kronecker products, which will remarkably simplify the optimality conditions in [Appendix B](#).

LEMMA A.1. Consider $f(x) \in \mathbb{R}^{s \times n}$, $A(y) \in \mathbb{R}^{n \times n}$, $G \in \mathbb{R}^{n \times q}$ with $x, y \in \mathbb{R}$ and let $\mathcal{L}(y)$ be defined as

$$\mathcal{L}(y) = -A(y) \otimes I_n - I_n \otimes A(y).$$

If the functions f and A are differentiable w.r.t. x and y , respectively, then

$$\begin{aligned} \frac{\partial}{\partial x} [(\mathcal{I}_s)^T (f(x) \otimes f(x)) \mathcal{L}^{-1}(y) (G \otimes G) \mathcal{I}_q] \\ = 2(\mathcal{I}_s)^T \left(\left(\frac{\partial}{\partial x} f(x) \right) \otimes f(x) \right) \mathcal{L}^{-1}(y) (G \otimes G) \mathcal{I}_q. \end{aligned}$$

Moreover, let $X, Y \in \mathbb{R}^{n \times n}$ be symmetric matrices. Then,

$$\frac{\partial}{\partial y} \left[\text{vec}(X)^T \mathcal{L}^{-1}(y) \text{vec}(Y) \right] = \text{vec}(X)^T \mathcal{L}^{-1}(y) \left(\frac{\partial}{\partial y} A(y) \otimes I \right) \mathcal{L}^{-1}(y) \text{vec}(Y).$$

Proof. The above lemma can be seen as an extended version of [7, Lemma A.1]. It can be proven in a similar manner as done for [7, Lemma A.1]. Therefore, for the brevity of the paper, we skip its proof. \square

LEMMA A.2. Let $\mathcal{F}, \hat{\mathcal{F}}$ be defined as follows:

$$\mathcal{F} = \begin{bmatrix} I_n & \mathbf{0} \end{bmatrix} \otimes \begin{bmatrix} I_n & \mathbf{0} \end{bmatrix} \quad \text{and} \quad \hat{\mathcal{F}} = \begin{bmatrix} \mathbf{0} & I_r \end{bmatrix} \otimes \begin{bmatrix} \mathbf{0} & I_r \end{bmatrix},$$

and consider a permutation matrix

$$(A.1) \quad M = \begin{bmatrix} M_{nnr} & \mathbf{0} \\ \mathbf{0} & M_{rrr} \end{bmatrix},$$

where M_{pqr} is defined in (3.11). Moreover, let the two column vectors x and y be partitioned as

$$x = \begin{bmatrix} x_1^T & x_2^T & x_3^T & x_4^T \end{bmatrix}^T \quad \text{and} \quad y = \begin{bmatrix} y_1^T & y_2^T & y_3^T & y_4^T \end{bmatrix}^T,$$

where $x_1, y_1 \in \mathbb{R}^{n^2}$, $x_{\{2,3\}}, y_{\{2,3\}} \in \mathbb{R}^{nr}$, and $x_4, y_4 \in \mathbb{R}^{r^2}$. Then, the following relations hold:

$$(A.2) \quad (\hat{\mathcal{F}} \otimes \mathcal{F})T_{(n+r, n+r)}(M \otimes M)(x \otimes y) = T_{(n, r)}(x_3 \otimes y_3),$$

$$(A.3) \quad (\hat{\mathcal{F}} \otimes \hat{\mathcal{F}})T_{(n+r, n+r)}(M \otimes M)(x \otimes y) = T_{(r, r)}(x_4 \otimes y_4),$$

where $T_{(n, m)}$ is also a permutation matrix given by

$$T_{(n, m)} = I_m \otimes [I_m \otimes e_1^n, \dots, I_m \otimes e_n^n] \otimes I_n.$$

Proof. Let us begin with considering the following equation:

$$(\hat{\mathcal{F}} \otimes \mathcal{F})T_{(n+r, n+r)} = \begin{bmatrix} \mathbf{0} & I_r \otimes [\mathbf{0} & I_r] \otimes \mathcal{F} \end{bmatrix} (I_{n+r} \otimes \mathcal{G}),$$

where $\mathcal{G} = [I_{n+r} \otimes e_1^{n+r}, \dots, I_{n+r} \otimes e_{n+r}^{n+r}] \otimes I_{n+r}$. Next, we split I_{n+r} as $I_{n+r} = \begin{bmatrix} I_n & \mathbf{0} \\ \mathbf{0} & I_r \end{bmatrix}$, leading to

$$(A.4) \quad \begin{aligned} (\hat{\mathcal{F}} \otimes \mathcal{F})T_{(n+r, n+r)} &= \begin{bmatrix} \mathbf{0} & I_r \otimes [\mathbf{0} & I_r] \otimes \mathcal{F} \end{bmatrix} \begin{bmatrix} I_n \otimes \mathcal{G} & \mathbf{0} \\ \mathbf{0} & I_r \otimes \mathcal{G} \end{bmatrix} \\ &= \begin{bmatrix} \mathbf{0} & (I_r \otimes [\mathbf{0} & I_r] \otimes \mathcal{F}) (I_r \otimes \mathcal{G}) \end{bmatrix} \\ &= \begin{bmatrix} \mathbf{0} & I_r \otimes ([\mathbf{0} & I_r] \otimes \mathcal{F}) \mathcal{G} \end{bmatrix}. \end{aligned}$$

Now, we investigate the following equation, which is a part of the above equation:

$$([\mathbf{0} & I_r] \otimes \mathcal{F}) \mathcal{G}_i =: \mathcal{L}_i,$$

where \mathcal{G}_i is i th block column of the matrix \mathcal{G} given by $\mathcal{G}_i = I_{n+r} \otimes e_i^{n+r} \otimes I_{n+r}$. This yields

$$\begin{aligned} \mathcal{L}_i &= ([\mathbf{0} & I_r] \otimes \mathcal{F}) (I_{n+r} \otimes e_i^{n+r} \otimes I_{n+r}) \\ &= ([\mathbf{0} & I_r] I_{n+r}) \otimes (\mathcal{F}(e_i^{n+r} \otimes I_{n+r})) = [\mathbf{0} & I_r] \otimes (\mathcal{F}(e_i^{n+r} \otimes I_{n+r})). \end{aligned}$$

Assuming that $1 \leq i \leq n$, we can write \mathcal{L}_i as

$$\begin{aligned} \mathcal{L}_i &= [\mathbf{0} & I_r] \otimes \left(\mathcal{F} \left(\begin{bmatrix} e_i^n \\ \mathbf{0} \end{bmatrix} \otimes I_{n+r} \right) \right) = [\mathbf{0} & I_r] \otimes \left([I_n \otimes [I_n & \mathbf{0}] & \mathbf{0}] \begin{bmatrix} e_i^n \otimes I_{n+r} \\ \mathbf{0} \end{bmatrix} \right) \\ &= [\mathbf{0} & I_r] \otimes [e_i^n \otimes [I_n & \mathbf{0}]] = [\mathbf{0} & I_r \otimes (e_i^n \otimes [I_n & \mathbf{0}])]. \end{aligned}$$

Subsequently, we assume $n+r \geq i > n$, which leads to

$$\begin{aligned} \mathcal{L}_i &= [\mathbf{0} & I_r] \otimes \left(\mathcal{F} \left(\begin{bmatrix} \mathbf{0} \\ e_{i-n}^r \end{bmatrix} \otimes I_{n+r} \right) \right) \\ &= [\mathbf{0} & I_r] \otimes \left([I_n \otimes [I_n & \mathbf{0}] & \mathbf{0}] \begin{bmatrix} \mathbf{0} \\ e_{i-n}^r \otimes I_{n+r} \end{bmatrix} \right) = \mathbf{0}. \end{aligned}$$

Thus,

$$([\mathbf{0} \ I_r] \otimes \mathcal{F}) \mathcal{G} = [\mathcal{L}_1, \mathcal{L}_2, \dots, \mathcal{L}_n, \mathbf{0}] =: \mathcal{L}.$$

Inserting the above expression in (A.4) yields

$$(\widehat{\mathcal{F}} \otimes \mathcal{F}) T_{(n+r, n+r)} = [\mathbf{0} \ I_r \otimes \mathcal{L}].$$

Now, we are ready to investigate the following term:

$$\begin{aligned} (\widehat{\mathcal{F}} \otimes \mathcal{F}) T_{(n+r, n+r)}(M \otimes M) &= [\mathbf{0} \ I_r \otimes \mathcal{L}] \begin{bmatrix} M_{nnr} \otimes M & \mathbf{0} \\ \mathbf{0} & M_{rnr} \otimes M \end{bmatrix} \\ &= [\mathbf{0} \ I_r \otimes \mathcal{L}] \begin{bmatrix} M_{nnr} \otimes M & \mathbf{0} \\ \mathbf{0} & M_{rnr} \otimes M \end{bmatrix} \\ &= [\mathbf{0} \ (I_r \otimes \mathcal{L})(M_{rnr} \otimes M)]. \end{aligned}$$

Further, we consider the second block column of the above relation and substitute for M_{nnr} and M_{rnr} using (3.11) to get

$$\begin{aligned} (I_r \otimes \mathcal{L})(M_{rnr} \otimes M) &= (I_r \otimes \mathcal{L}) \left[I_r \otimes \begin{bmatrix} I_n \\ \mathbf{0} \end{bmatrix} \otimes M \quad I_r \otimes \begin{bmatrix} \mathbf{0} \\ I_r \end{bmatrix} \otimes M \right] \\ (A.5) \quad &= \left[(I_r \otimes \mathcal{L}) \left(I_r \otimes \begin{bmatrix} I_n \\ \mathbf{0} \end{bmatrix} \otimes M \right) \quad (I_r \otimes \mathcal{L}) \left(I_r \otimes \begin{bmatrix} \mathbf{0} \\ I_r \end{bmatrix} \otimes M \right) \right]. \end{aligned}$$

Our following task is to examine each block column of (A.5). We begin with the first block; this is

$$\begin{aligned} (I_r \otimes \mathcal{L}) \left(I_r \otimes \begin{bmatrix} I_n \\ \mathbf{0} \end{bmatrix} \otimes M \right) &= I_r \otimes \left(\mathcal{L} \left(\begin{bmatrix} I_n \\ \mathbf{0} \end{bmatrix} \otimes M \right) \right) = I_r \otimes \left(\mathcal{L} \begin{bmatrix} I_n \otimes M \\ \mathbf{0} \end{bmatrix} \right) \\ &= I_r \otimes [\mathcal{L}_1 M, \dots, \mathcal{L}_n M]. \end{aligned}$$

We next aim to simplify the term $\mathcal{L}_i M$, which appears in the above equation:

$$\begin{aligned} \mathcal{L}_i M &= [\mathbf{0} \ I_r \otimes [e_j^n \otimes [I_n \ \mathbf{0}]]] \begin{bmatrix} M_{nnr} & \mathbf{0} \\ \mathbf{0} & M_{rnr} \end{bmatrix} \\ &= [\mathbf{0} \ (I_r \otimes [e_j^n \otimes [I_n \ \mathbf{0}]]) M_{rnr}] \\ &= \left[\mathbf{0} \ (I_r \otimes e_j^n \otimes [I_n \ \mathbf{0}]) \right] \left[I_r \otimes \begin{bmatrix} I_n \\ \mathbf{0} \end{bmatrix} \quad I_r \otimes \begin{bmatrix} \mathbf{0} \\ I_r \end{bmatrix} \right] \\ (A.6) \quad &= [\mathbf{0} \ (I_r \otimes e_j^n \otimes I_n) \ \mathbf{0}] := \mathcal{X}_i. \end{aligned}$$

The second block column of (A.5) can be studied in a similar fashion, and it can be shown that

$$(I_r \otimes \mathcal{L}) \left(I_r \otimes \begin{bmatrix} \mathbf{0} \\ I_r \end{bmatrix} \otimes M \right) = \mathbf{0}.$$

Summing up all these expressions, we obtain

$$(\widehat{\mathcal{F}} \otimes \mathcal{F}) T_{(n+r, n+r)}(M \otimes M) = [\mathbf{0} \ (I_r \otimes [\mathcal{X}_1, \dots, \mathcal{X}_n]) \ \mathbf{0}],$$

where \mathcal{X}_i is defined in (A.6). This gives

$$(A.7) \quad (\widehat{\mathcal{F}} \otimes \mathcal{F})T_{(n+r, n+r)}(M \otimes M)(x \otimes y) = \begin{bmatrix} \mathbf{0} & I_r \otimes [\mathcal{X}_1, \dots, \mathcal{X}_n] & \mathbf{0} \end{bmatrix} (x \otimes y) \\ = (I_r \otimes [\mathcal{X}_1, \dots, \mathcal{X}_n]) (x_3 \otimes y).$$

Next, we define another permutation

$$Q = \begin{bmatrix} I_r \otimes I_n \otimes \begin{bmatrix} I_{n^2} \\ \mathbf{0} \\ \mathbf{0} \\ \mathbf{0} \end{bmatrix} & I_r \otimes I_n \otimes \begin{bmatrix} \mathbf{0} \\ I_{nr} \\ \mathbf{0} \\ \mathbf{0} \end{bmatrix} & I_r \otimes I_n \otimes \begin{bmatrix} \mathbf{0} \\ \mathbf{0} \\ I_{nr} \\ 0 \end{bmatrix} & I_r \otimes I_n \otimes \begin{bmatrix} \mathbf{0} \\ \mathbf{0} \\ \mathbf{0} \\ I_{r^2} \end{bmatrix} \end{bmatrix},$$

which allows us to write

$$(x_3 \otimes y) = Q \begin{bmatrix} x_3 \otimes y_1 \\ x_3 \otimes y_2 \\ x_3 \otimes y_3 \\ x_3 \otimes y_4 \end{bmatrix}.$$

Substituting this into (A.7) results in

$$\begin{aligned} & (\widehat{\mathcal{F}} \otimes \mathcal{F})T_{(n+r, n+r)}(M \otimes M)(x \otimes y) \\ &= (I_r \otimes [\mathcal{X}_1, \dots, \mathcal{X}_n]) \left(I_r \otimes I_n \otimes \begin{bmatrix} \mathbf{0} \\ \mathbf{0} \\ I_{nr} \\ \mathbf{0} \end{bmatrix} \right) (x_3 \otimes y_3) \\ &= (I_r \otimes [I_r \otimes e_1^n \otimes I_n, \dots, I_r \otimes e_1^n \otimes I_n]) (x_3 \otimes y_3) = T_{(n, r)}(x_3 \otimes y_3). \end{aligned}$$

One can prove the relation (A.2) in a similar manner. However, for the brevity of the paper, we omit it. This concludes the proof. \square

We will find similar expressions as (A.2) and (A.3) in Appendix B, where we then make use of Lemma A.2 to simplify them.

Appendix B. Proof of Theorem 3.3.

Optimality condition w.r.t. \tilde{C} . We start with deriving the optimality conditions by taking the derivative of the error functional \mathcal{E} (3.9) w.r.t. \tilde{C} . By using Lemma A.1, we obtain

$$\begin{aligned} \frac{\partial \mathcal{E}^2}{\partial \tilde{C}_{ij}} &= 2(\mathcal{I}_p)^T \left(\begin{bmatrix} \mathbf{0} & -e_i e_j^T \end{bmatrix} \otimes \tilde{C}^e \right) \left(-\tilde{A}^e \otimes I_{n+r} - I_{n+r} \otimes \tilde{A}^e \right)^{-1} \left(\left(\tilde{B}^e \otimes \tilde{B}^e \right) \mathcal{I}_m \right. \\ &\quad \left. + \sum_{k=1}^m \left(\tilde{N}_k^e \otimes \tilde{N}_k^e \right) \mathcal{P}_l + \left(\tilde{H}^e \otimes \tilde{H}^e \right) T_{(n+r, n+r)}(\mathcal{P}_l \otimes \mathcal{P}_l) \right), \end{aligned}$$

where \mathcal{P}_l is defined in (3.10). On simplification, we get

$$\begin{aligned}
\frac{\partial \mathcal{E}^2}{\partial \tilde{C}_{ij}} &= 2(\mathcal{I}_p)^T \left(-e_i e_j^T \otimes \tilde{C}^e \right) \left(-\Lambda \otimes I_{n+r} - I_r \otimes \tilde{A}^e \right)^{-1} \left(\left(\tilde{B} \otimes \tilde{B}^e \right) \mathcal{I}_m \right. \\
&\quad \left. + \sum_{k=1}^m \left(\tilde{N}_k \otimes \tilde{N}_k^e \right) \mathcal{P}_l^{(2)} + \left(\tilde{H} \hat{\mathcal{F}} \otimes \tilde{H}^e \right) T_{(n+r, n+r)}(\mathcal{P}_l \otimes \mathcal{P}_l) \right), \\
&= 2(\mathcal{I}_p)^T \left(-e_i e_j^T \otimes \tilde{C}^e \right) (M_{rnr} (-\mathcal{J}_\Lambda - \mathcal{J}_A) M_{rnr}^T)^{-1} \left(\left(\tilde{B} \otimes \tilde{B}^e \right) \mathcal{I}_m \right. \\
\text{(B.1)} \quad &\left. + \sum_{k=1}^m \left(\tilde{N}_k \otimes \tilde{N}_k^e \right) \mathcal{P}_l^{(2)} + \left(\tilde{H} \hat{\mathcal{F}} \otimes \tilde{H}^e \right) T_{(n+r, n+r)}(\mathcal{P}_l \otimes \mathcal{P}_l) \right),
\end{aligned}$$

where

$$\mathcal{J}_\Lambda = \begin{bmatrix} \Lambda \otimes I_n & \mathbf{0} \\ \mathbf{0} & \Lambda \otimes I_r \end{bmatrix}, \quad \mathcal{J}_A = \begin{bmatrix} I_r \otimes A & \mathbf{0} \\ \mathbf{0} & I_r \otimes \Lambda \end{bmatrix}, \quad \text{and}$$

$\mathcal{P}_l^{(2)}$ is the lower block row of \mathcal{P}_l as shown in (3.10). Furthermore, since M_{rnr} is a permutation matrix, this implies $M_{rnr} M_{rnr}^T = I$. Using this relation in (B.1), we obtain

$$\begin{aligned}
\frac{\partial \mathcal{E}^2}{\partial \tilde{C}_{ij}} &= 2(\mathcal{I}_p)^T \left(-e_i e_j^T \otimes \begin{bmatrix} C & -\tilde{C} \end{bmatrix} \right) M_{rnr} (-\mathcal{J}_\Lambda - \mathcal{J}_A)^{-1} \left(M_{rnr}^T \left(\tilde{B} \otimes \tilde{B}^e \right) \mathcal{I}_m \right. \\
&\quad \left. + M_{rnr}^T \sum_{k=1}^m \left(\tilde{N}_k \otimes \tilde{N}_k^e \right) \mathcal{P}_1^{(2)} + M_{rnr}^T \left(\tilde{H} \hat{\mathcal{F}} \otimes \tilde{H}^e \right) T_{(n+r, n+r)}(\mathcal{P}_l \otimes \mathcal{P}_l) \right) \\
&= 2(\mathcal{I}_p)^T \left(\begin{bmatrix} -e_i e_j^T \otimes C & e_i e_j^T \otimes \tilde{C} \end{bmatrix} \right) (-\mathcal{J}_\Lambda - \mathcal{J}_A)^{-1} \left(\begin{bmatrix} \tilde{B} \otimes B \\ \tilde{B} \otimes \tilde{B} \end{bmatrix} \mathcal{I}_m \right. \\
&\quad \left. + \sum_{k=1}^m \begin{bmatrix} \tilde{N}_k \otimes N_k & \mathbf{0} \\ \mathbf{0} & \tilde{N}_k \otimes \tilde{N}_k \end{bmatrix} M_{rnr}^T \mathcal{P}_1^{(2)} \right. \\
\text{(B.2)} \quad &\left. + \left[\begin{array}{l} \left(\tilde{H} \hat{\mathcal{F}} \otimes H \mathcal{F} \right) T_{(n+r, n+r)}(M \otimes M)(M^T \otimes M^T)(\mathcal{P}_l \otimes \mathcal{P}_l) \\ \left(\tilde{H} \hat{\mathcal{F}} \otimes \tilde{H} \hat{\mathcal{F}} \right) T_{(n+r, n+r)}(M \otimes M)(M^T \otimes M^T)(\mathcal{P}_l \otimes \mathcal{P}_l) \end{array} \right] \right),
\end{aligned}$$

where M is the permutation matrix defined in (A.1). The multiplication of M^T and \mathcal{P}_l yields

$$M^T \mathcal{P}_l = \begin{bmatrix} M_{nnr} \mathcal{P}_l^{(1)} \\ M_{rnr} \mathcal{P}_1^{(2)} \end{bmatrix} = [p_1^T \quad p_2^T \quad p_3^T \quad p_4^T]^T =: \tilde{\mathcal{P}}_l,$$

where

$$\begin{aligned}
\text{(B.3)} \quad p_1 &= (-A \otimes I_n - I_n \otimes A)^{-1} (B \otimes B) \mathcal{I}_m, \quad p_2 = (-A \otimes I_r - I_n \otimes \Lambda)^{-1} (B \otimes \tilde{B}) \mathcal{I}_m, \\
p_3 &= (-\Lambda \otimes I_n - I_r \otimes A)^{-1} (\tilde{B} \otimes B) \mathcal{I}_m, \quad p_4 = (-\Lambda \otimes I_r - I_r \otimes \Lambda)^{-1} (\tilde{B} \otimes \tilde{B}) \mathcal{I}_m.
\end{aligned}$$

Applying the result of [Lemma A.2](#) in (B.2) yields

$$\begin{aligned}
 \frac{\partial \mathcal{E}^2}{\partial \tilde{C}_{ij}} &= 2(\mathcal{I}_p)^T (e_i e_j^T \otimes C) (-\Lambda \otimes I_n - I_r \otimes A)^{-1} \left((\tilde{B} \otimes B) \mathcal{I}_m + \sum_{k=1}^m (\tilde{N}_k \otimes N_k) p_3 \right. \\
 &\quad \left. + (\tilde{H} \otimes H) T_{(n,r)}(p_3 \otimes p_3) \right) - 2(\mathcal{I}_p)^T \left(e_i e_j^T \otimes \tilde{C} \right) \left(-\Lambda \otimes I_n - I_r \otimes \hat{A} \right)^{-1} \\
 &\quad \times \left((\tilde{B} \otimes \tilde{B}) \mathcal{I}_m + (\tilde{N} \otimes \tilde{N}) p_4 + (\tilde{H} \otimes \tilde{H}) T_{(r,r)}(p_4 \otimes p_4) \right) \\
 &= 2(\mathcal{I}_p)^T (e_i e_j^T \otimes C) (-\Lambda \otimes I_n - I_r \otimes A)^{-1} \left((\tilde{B} \otimes B) \mathcal{I}_m + \sum_{k=1}^m (\tilde{N}_k \otimes N_k) p_3 \right. \\
 &\quad \left. + (\tilde{H} \otimes H) T_{(n,r)}(p_3 \otimes p_3) \right) - 2(\mathcal{I}_p)^T \left(e_i e_j^T \otimes \hat{C} \right) \left(-\Lambda \otimes I_n - I_r \otimes \hat{A} \right)^{-1} \\
 \text{(B.4)} \quad &\times \left((\tilde{B} \otimes \hat{B}) \mathcal{I}_m + (\tilde{N} \otimes \hat{N}) \hat{p}_4 + (\tilde{H} \otimes \hat{H}) T_{(r,r)}(\hat{p}_4 \otimes \hat{p}_4) \right),
 \end{aligned}$$

where $\hat{p}_4 = \left(-\Lambda \otimes I_r - I_r \otimes \hat{A} \right)^{-1} \left(\tilde{B} \otimes \hat{B} \right) \mathcal{I}_m$. Setting (B.4) equal to zero results in the necessary condition w.r.t. \tilde{C} as follows:

$$\begin{aligned}
 &(\mathcal{I}_p)^T (e_i e_j^T \otimes C) (-\Lambda \otimes I_n - I_r \otimes A)^{-1} \left((\tilde{B} \otimes B) \mathcal{I}_m + \sum_{k=1}^m (\tilde{N}_k \otimes N_k) p_3 \right. \\
 &\quad \left. + (\tilde{H} \otimes H) T_{(n,r)}(p_3 \otimes p_3) \right) \\
 &= (\mathcal{I}_p)^T \left(e_i e_j^T \otimes \hat{C} \right) \left(-\Lambda \otimes I_n - I_r \otimes \hat{A} \right)^{-1} \\
 &\quad \times \left((\tilde{B} \otimes \hat{B}) \mathcal{I}_m + \sum_{k=1}^m (\tilde{N}_k \otimes \hat{N}_k) \hat{p}_4 + (\tilde{H} \otimes \hat{H}) T_{(r,r)}(\hat{p}_4 \otimes \hat{p}_4) \right),
 \end{aligned}$$

which can also be written in Sylvester equation, leading to the equation (3.15a) in [Theorem 3.3](#).

Necessary condition w.r.t. Λ . By utilizing [Lemma A.1](#), we aim at deriving the necessary condition w.r.t. the i th diagonal entry of Λ . We differentiate \mathcal{E} w.r.t. λ_i to obtain

$$\begin{aligned}
 \frac{\partial \mathcal{E}^2}{\partial \lambda_i} &= 2(\mathcal{I}_p)^T \left(\tilde{C}^e \otimes \tilde{C}^e \right) \mathcal{L}_e^{-1} \mathbb{E} \mathcal{L}_e^{-1} \left(\left(\tilde{B}^e \otimes \tilde{B}^e \right) \mathcal{I}_m + \sum_{k=1}^m \left(\tilde{N}_k^e \otimes \tilde{N}_k^e \right) \mathcal{P}_l \right. \\
 &\quad \left. + \left(\tilde{H}^e \otimes \tilde{H}^e \right) T_{(n+r,n+r)}(\mathcal{P}_l \otimes \mathcal{P}_l) \right) + (\mathcal{I}_p)^T \left(\tilde{C}^e \otimes \tilde{C}^e \right) \mathcal{L}_e^{-1} \\
 &\quad \times \left(2 \sum_{k=1}^m \left(\tilde{N}_k^e \otimes \tilde{N}_k^e \right) \mathcal{L}_e^{-1} \mathbb{E} \mathcal{P}_l + 4 \left(\tilde{H}^e \otimes \tilde{H}^e \right) T_{(n+r,n+r)} \left((\mathcal{L}_e^{-1} \mathbb{E} \mathcal{P}_l) \otimes \mathcal{P}_l \right) \right),
 \end{aligned}$$

where

$$\mathcal{L}_e = - \left(\tilde{A}^e \otimes I_{n+r} + I_{n+r} \otimes \tilde{A}^e \right) \quad \text{and} \quad \mathbb{E} = \begin{bmatrix} \mathbf{0} & \mathbf{0} \\ \mathbf{0} & e_i^r (e_i^r)^T \end{bmatrix} \otimes I_{n+r}.$$

Performing some algebraic calculations gives rise to the following expression:

$$\begin{aligned} \frac{\partial \mathcal{E}^2}{\partial \lambda_i} &= 2(\mathcal{I}_p)^T \left(-\tilde{C} \otimes \tilde{C}^e \right) \mathcal{Z}_e^{-1} \Xi_{n+r} \mathcal{Z}_e^{-1} \left(\left(\tilde{B} \otimes \tilde{B}^e \right) \mathcal{I}_m + \sum_{k=1}^m \left(\tilde{N}_k \otimes \tilde{N}_k^e \right) \mathcal{P}_1^{(2)} \right. \\ &\quad \left. + \left(\tilde{H} \tilde{\mathcal{F}} \otimes \tilde{H}^e \right) T_{(n+r, n+r)}(\mathcal{P}_l \otimes \mathcal{P}_l) \right) + 2(\mathcal{I}_p)^T \left(-\tilde{C} \otimes \tilde{C}^e \right) \mathcal{Z}_e^{-1} \\ &\quad \times \left(\sum_{k=1}^m \left(\tilde{N}_k \otimes \tilde{N}_k^e \right) \mathcal{Z}_e^{-1} \Xi_{n+r} \mathcal{P}_1^{(2)} + 2 \left(\tilde{H} \tilde{\mathcal{F}} \otimes \tilde{H}^e \right) T_{(n+r, n+r)}(\mathcal{L}_e^{-1} \mathbb{E} \mathcal{P}_l \otimes \mathcal{P}_l) \right), \end{aligned}$$

where $\mathcal{Z}_e := -(\Lambda \otimes I_{n+r} + I_r \otimes A^e)$ and $\Xi_m := (e_i^r(e_i^r)^T \otimes I_m)$. Next, we utilize [Lemma A.2](#) and use the permutation matrix M as done while deriving the necessary condition w.r.t. \tilde{C} to obtain

$$\begin{aligned} \frac{\partial \mathcal{E}^2}{\partial \lambda_i} &= 2(\mathcal{I}_p)^T \mathcal{S} \left((\tilde{B} \otimes B) \mathcal{I}_m + \sum_{k=1}^m (\tilde{N}_k \otimes N_k) p_3 + (\tilde{H} \otimes H) T_{(n,r)}(p_3 \otimes p_3) \right) \\ &\quad - 2(\mathcal{I}_p)^T \tilde{\mathcal{S}} \left((\tilde{B} \otimes \tilde{B}) \mathcal{I}_m + \sum_{k=1}^m (\tilde{N}_k \otimes \tilde{N}_k) p_4 + (\tilde{H} \otimes \tilde{H}) T_{(r,r)}(p_4 \otimes p_4) \right) \\ &\quad + 2(\mathcal{I}_p)^T \left(\tilde{C} \otimes C \right) L^{-1} \left(\sum_{k=1}^m (\tilde{N}_k \otimes N_k) L^{-1} \Xi_n p_3 + 2(\tilde{H} \otimes H) T_{(n,r)}(L^{-1} \Xi_n p_3 \otimes p_3) \right) \\ &\quad - 2(\mathcal{I}_p)^T \left(\tilde{C} \otimes \tilde{C} \right) \tilde{L}^{-1} \left(\sum_{k=1}^m (\tilde{N}_k \otimes \tilde{N}_k) \tilde{L}^{-1} \Xi_r p_4 + 2(\tilde{H} \otimes \tilde{H}) T_{(r,r)}(\tilde{L}^{-1} \Xi_r p_4 \otimes p_4) \right) \\ &= 2(\mathcal{I}_p)^T \mathcal{S} \left((\tilde{B} \otimes B) \mathcal{I}_m + \sum_{k=1}^m (\tilde{N}_k \otimes N_k) p_3 + (\tilde{H} \otimes H) T_{(n,r)}(p_3 \otimes p_3) \right) \\ &\quad - 2(\mathcal{I}_p)^T \hat{\mathcal{S}} \left((\tilde{B} \otimes \hat{B}) \mathcal{I}_m + \sum_{k=1}^m (\tilde{N}_k \otimes \hat{N}_k) \hat{p}_4 + (\tilde{H} \otimes \hat{H}) T_{r,2}(\hat{p}_4 \otimes \hat{p}_4) \right) \\ &\quad + 2(\mathcal{I}_p)^T \left(\tilde{C} \otimes C \right) L^{-1} \left(\sum_{k=1}^m (\tilde{N}_k \otimes N_k) L^{-1} \Xi_n p_3 + 2(\tilde{H} \otimes H) T_{(n,r)}(L^{-1} \Xi_n p_3 \otimes p_3) \right) \\ &\quad - 2(\mathcal{I}_p)^T \left(\tilde{C} \otimes \hat{C} \right) \hat{L}^{-1} \left(\sum_{k=1}^m (\tilde{N}_k \otimes \hat{N}_k) \hat{L}^{-1} \Xi_r \hat{p}_4 + 2(\tilde{H} \otimes \hat{H}) T_{(r,r)}(\hat{L}^{-1} \Xi_r (\hat{p}_4 \otimes \hat{p}_4)) \right), \end{aligned}$$

where p_3 and p_4 are the same as defined in [\(B.3\)](#), and

$$\begin{aligned} \mathcal{S} &:= \left(\tilde{C} \otimes C \right) L^{-1} (e_i^r(e_i^r)^T \otimes I_n) L^{-1}, \quad \tilde{\mathcal{S}} := \left(\tilde{C} \otimes \tilde{C} \right) \tilde{L}^{-1} (e_i^r(e_i^r)^T \otimes I_r) \tilde{L}^{-1}, \\ \hat{\mathcal{S}} &:= \left(\tilde{C} \otimes \hat{C} \right) \hat{L}^{-1} (e_i^r(e_i^r)^T \otimes I_r) \hat{L}^{-1}, \quad L := -(\Lambda \otimes I_n + I_r \otimes A), \\ \tilde{L} &:= -(\Lambda \otimes I_r + I_r \otimes \Lambda), \quad \hat{L} := -(\Lambda \otimes I_r + I_r \otimes \hat{A}). \end{aligned}$$

By using properties derived in [Lemma 2.3](#), we can somewhat simplify the above equation

$$\begin{aligned} \frac{\partial \mathcal{E}^2}{\partial \lambda_i} &= 2(\mathcal{I}_p)^T \mathcal{S} \left((\tilde{B} \otimes B) \mathcal{I}_m + \sum_{k=1}^m (\tilde{N}_k \otimes N_k) p_3 + (\tilde{H} \otimes H) T_{(n,r)}(p_3 \otimes p_3) \right) \\ &\quad - 2(\mathcal{I}_p)^T \hat{\mathcal{S}} \left((\tilde{B} \otimes \hat{B}) \mathcal{I}_m + \sum_{k=1}^m (\tilde{N}_k \otimes \hat{N}_k) \hat{p}_4 + (\tilde{H} \otimes \hat{H}) T_{(r,r)}(\hat{p}_4 \otimes \hat{p}_4) \right) \\ &\quad + 2(\mathcal{I}_m)^T \left(\tilde{B} \otimes B \right) L^{-T} \Xi_n L^{-T} \left(\sum_{k=1}^m (\tilde{N}_k \otimes N_k)^T q_3 + 2(\tilde{\mathcal{H}}^{(2)} \otimes \mathcal{H}^{(2)}) T_{(n,r)}(p_3 \otimes q_3) \right) \\ &\quad - 2(\mathcal{I}_m)^T \left(\tilde{B} \otimes \hat{B} \right) \hat{L}^{-T} \Xi_r \hat{L}^{-T} \left(\sum_{k=1}^m (\tilde{N}_k \otimes \hat{N}_k)^T \hat{q}_4 + 2(\tilde{\mathcal{H}}^{(2)} \otimes \hat{\mathcal{H}}^{(2)}) T_{(r,r)}(\hat{p}_4 \otimes \hat{q}_4) \right), \end{aligned}$$

where

$$q_3 = (-\Lambda \otimes I_n - I_r \otimes A)^{-T} \left(\tilde{C} \otimes C \right) \mathcal{I}_p \quad \text{and} \quad \hat{q}_4 = (-\Lambda \otimes I_r - I_r \otimes A_r)^{-T} \left(\tilde{C} \otimes \hat{C} \right) \mathcal{I}_p.$$

Once again, we determine an interpolation-based necessary condition w.r.t. Λ_i by setting the last equation equal to zero:

$$\begin{aligned} & (\mathcal{I}_p)^T \mathcal{S} \left((\tilde{B} \otimes B) \mathcal{I}_m + \sum_{k=1}^m (\tilde{N}_k \otimes N_k) p_3 + (\tilde{H} \otimes H) T_{(n,r)}(p_3 \otimes p_3) \right) \\ & + (\mathcal{I}_m)^T (\tilde{B} \otimes B) L^{-T} \Xi_n L^{-T} \left(\sum_{k=1}^m (\tilde{N}_k \otimes N_k)^T q_3 + 2(\tilde{\mathcal{H}}^{(2)} \otimes \mathcal{H}^{(2)}) T_{(n,r)}(p_3 \otimes q_3) \right) \\ & = (\mathcal{I}_p)^T \hat{\mathcal{S}} \left((\tilde{B} \otimes \hat{B}) \mathcal{I}_m + \sum_{k=1}^m (\tilde{N}_k \otimes \hat{N}_k) p_4 + (\tilde{H} \otimes \hat{H}) T_{(r,r)}(\hat{p}_4 \otimes \hat{p}_4) \right), \\ & + (\mathcal{I}_m)^T (\tilde{B} \otimes \hat{B}) \hat{L}^{-T} \Xi_r \hat{L}^{-T} \left(\sum_{k=1}^m (\tilde{N}_k \otimes \hat{N}_k)^T \hat{q}_4 + 2(\tilde{\mathcal{H}}^{(2)} \otimes \hat{\mathcal{H}}^{(2)}) T_{(r,r)}(\hat{p}_4 \otimes \hat{q}_4) \right). \end{aligned}$$

This can be equivalently represented as (3.15e).

The necessary conditions w.r.t. \tilde{B} , \tilde{N} and \tilde{H} can also be determined in a similar manner as for \tilde{C} and λ_i . For brevity of the paper, we skip detailed derivations; however, we state the final optimality conditions. The necessary condition for optimality w.r.t. the (i, j) entry of \tilde{N}_k is

$$(\mathcal{I}_p)^T (\tilde{C} \otimes C) L^{-1} ((e_i^r (e_j^r)^T \otimes N_k) p_3) = (\mathcal{I}_p)^T (\tilde{C} \otimes \hat{C}) \hat{L}^{-1} ((e_i e_j^T \otimes \hat{N}_k) \hat{p}_4),$$

which then yields (3.15c) in Sylvester form. A similar kind of optimality condition is obtained w.r.t. the (i, j) entry of \tilde{H} , which is

$$\begin{aligned} & (\mathcal{I}_p)^T (\tilde{C} \otimes C) L^{-1} ((e_i^r (e_j^{r^2})^T \otimes H) T_{(n,r)}(p_3 \otimes p_3)) \\ & = (\mathcal{I}_p)^T (\tilde{C} \otimes \hat{C}) \hat{L}^{-1} ((e_i^r (e_j^{r^2})^T \otimes \hat{H}) T_{(r,r)}(\hat{p}_4 \otimes \hat{p}_4)), \end{aligned}$$

which can be equivalently described as (3.15d). Finally, the necessary condition appearing w.r.t. the (i, j) entry of \tilde{B} is

$$\begin{aligned} & (\mathcal{I}_m)^T (e_i^r (e_j^m)^T \otimes B) L^{-T} \left((\tilde{C} \otimes C) \mathcal{I}_p + \sum_{k=1}^m (\tilde{N}_k \otimes N_k)^T q_3 \right. \\ & \quad \left. + 2(\tilde{\mathcal{H}}^{(2)} \otimes \mathcal{H}^{(2)}) T_{(n,r)}(p_3 \otimes q_3) \right), \\ & = (\mathcal{I}_m)^T (e_i^r (e_j^m)^T \otimes \hat{B}) \hat{L}^{-T} \left((\tilde{C} \otimes \hat{C}) \mathcal{I}_p + \sum_{k=1}^m (\tilde{N}_k \otimes \hat{N}_k)^T \hat{q}_4 \right. \\ & \quad \left. + 2(\tilde{\mathcal{H}}^{(2)} \otimes \hat{\mathcal{H}}^{(2)}) T_{(r,r)}(\hat{p}_4 \otimes \hat{q}_4) \right), \end{aligned}$$

which gives rise to (3.15b).