

Frequency Estimation of Multiple Sinusoids with Three Sub-Nyquist Channels

Shan Huang, Haijian Zhang, Hong Sun, Lei Yu and Liwen Chen

Abstract

Frequency estimation of multiple sinusoids is significant in both theory and application. In some application scenarios, only sub-Nyquist samples are available to estimate the frequencies. A conventional approach is to sample the signals at several lower rates. In this paper, we propose a novel method based on subspace techniques using three-channel undersampled data. We analyze the impact of undersampling and demonstrate that three sub-Nyquist channels are general enough to estimate the frequencies provided the undersampling ratios are coprime. The ambiguous frequencies obtained from one channel are identified and the correct frequencies are screened out by using three-channel samples jointly. Numerical experiments verify the correctness of our analysis and conclusion. Simulations show that the proposed method is valid and with high accuracy.

Index Terms

Frequency estimation, Sub-Nyquist sampling, Subspace technique, Three channels.

I. INTRODUCTION

FREQUENCY estimation of multiple sinusoids has wide applications in communications, audio, medical instrumentation and electric systems [1][2][3]. Frequency estimation methods cover classical modified discrete Fourier transform (DFT) [4], subspace techniques such as "multiple signal classification" (MUSIC) [5] and "estimating signal parameter via rotational invariance techniques" (ESPRIT) [6] and other advanced spectral estimation approaches [7]. In general, the sampling rate of the signal is required to be higher than twice the highest frequency (i.e. Nyquist rate). The sampling frequency increases as the frequencies of the signals, which results in much hardware cost in applications [8]. Moreover, in some applications, such as velocity synthetic aperture radar (VSAR) [9], the received signals may be of undersampled nature. So it is necessary to estimate the frequencies of the signals from undersampled measurements. In addition, this problem has a close connection with phase unwrapping in radar signal processing and sensor networks [10].

A number of methods have been proposed to estimate the frequencies with sub-Nyquist sampling. To avoid the frequency ambiguity, Zoltowski proposed a time delay method which requires the time delay difference of the two sampling channels less than or equal to the Nyquist sampling interval [11]. By introducing properly chosen delay lines, and by using sparse linear prediction, the method in [12] provided unambiguous frequency estimates using low A/D conversion rates. The authors of [13] made use of Chinese remainder theorem (CRT) to overcome the ambiguity problem, but only single frequency determination is considered. Bourdoux used the non-uniform sampling to estimate the frequency [14]. Some scholars used multi-channel sub-Nyquist sampling with different sampling rates to obtain unique signal reconstruction [15][16]. These methods usually impose restriction on the number of the frequency components, which depends on the number of the channels. Based on emerging compressed sensing theory, sub-Nyquist wideband sensing algorithms and corresponding hardware were designed to estimate the power spectrum of a wideband signal [17][18][19]. However, these methods usually require random samples, which often leads to complicated hardware, making the practicability discounted. In [20], two channels with coprime undersampling ratios are utilized to estimate line spectra of multiple sinusoids. By considering the difference set of the coprime pair of sample spacings, virtual consecutive samples are generated from second order moments. The method only requires double sub-Nyquist channels without additional processing, the hardware is simpler than the most of former methods.

The authors are with Signal Processing Laboratory, School of Electronic Information, Wuhan University, Wuhan 430072, China (e-mail: staronice@whu.edu.cn; haijian.zhang@whu.edu.cn; hongsun@whu.edu.cn; ly.wd@whu.edu.cn; chenlw2002@whu.edu.cn).

In this paper, three channels with coprime undersampling ratios are used to get sufficient data. In this sampling scheme of multiple channels, if the ambiguous frequencies estimated from single channel are matched successfully, the correct frequencies will be determined [21]. However, when the signals contain multiple frequencies, the matching process is intricate. We analyze the frequency matching process and demonstrate that two channels with coprime undersampling ratios are not enough to guarantee the success of frequency matching. With the samples obtained from the three channels, an algorithm based on subspace techniques is proposed to resolve the frequency ambiguity caused by undersampling. The algorithm avoids complex matching process and has high accuracy. The paper is organized as follows: Section II gives our analysis and method. Simulation results are shown in Section III. The last section draws conclusions.

II. PROPOSED METHOD

A. Problem Formulation

Consider a complex signal $x(t)$ containing K frequency components with unknown constant amplitudes and phases, and additive noise that is assumed to be a zero-mean stationary complex white Gaussian random process. The samples of the signal at the sampling rate F_S can be written as

$$x(n) = \sum_{k=1}^K s_k e^{j(2\pi f_k n / F_S)} + w(n), n = 1, 2, \dots, \quad (1)$$

where f_k is the k -th frequency, s_k is the corresponding complex amplitude, and $w(n)$ is additive Gaussian noise with variance σ^2 . Assume that the upper limit of the frequencies is known, but we only have low-rate analog-to-digital converters whose sampling rates are far lower than the Nyquist rate. Many articles use multi-channel measurement systems to estimate the frequencies. We shall demonstrate that three-channel sub-Nyquist sampling with specific rates is enough in general.

B. The Unfolding in Frequency Domain

Suppose the highest frequency contained in the signal is lower than f_H , we sample at the rate $F_{S1} = f_H/a$ ($a > 1$), where a is known as the undersampling ratio.¹ In order to simplify the problem, a is restricted to be an integer. The collected samples can be written as

$$x(n) = \sum_{k=1}^K s_k e^{j2\pi f_k \cdot na / f_H} + w(n), n = 1, 2, \dots. \quad (2)$$

If we regard these samples as normal data sampled at the Nyquist rate and process them by methods such as DFT or conventional subspace techniques, a formal estimation of f_k will be obtained. In the case of undersampling, the values of $a \cdot f_k / f_H$ may be greater than 1 and the true frequencies are folded into some fake frequencies. Due to the periodicity of trigonometric functions, the estimated normalized frequency \hat{f}_k / f_H differs from $a f_k / f_H$ by an integer, i.e.,

$$\hat{f}_k = a f_k - \kappa \cdot f_H, \kappa \in \mathbb{N}. \quad (3)$$

Without loss of generality, assume that \hat{f}_k is the minimum value that satisfies (3) in the interval $(0, f_H)$, all possible eligible frequencies can be unfolded as

$$\tilde{f}_k = (\hat{f}_k + \alpha_k \cdot f_H) / a, \alpha_k = 0, 1, \dots, a - 1. \quad (4)$$

Thus we obtain a series of eligible frequencies from one sub-Nyquist channel. Obviously, it's almost impossible to determine the correct frequencies through only one sub-Nyquist sample sequence.

¹Actually the Nyquist rate in real number field is $2f_H$, in this paper we assume that complex signals can be sampled directly.

C. The Matching of The Frequencies

In order to resolve frequency ambiguity caused by undersampling, another channel sampled at the rate $F_{S2} = f_H/b$ ($b > 1$) is required. Consequently, another set of eligible frequencies can be obtained, namely

$$\tilde{f}'_k = (\hat{f}'_k + \beta_k \cdot f_H)/b, \quad \beta_k = 0, 1, \dots, b-1, \quad (5)$$

where $(*)'$ denotes the parameters related to the second channel. Without consideration of noise, for each k , at least one value of \tilde{f}'_k is the same with some value of f_k . In other words, the sets of the eligible frequencies \tilde{f}_k and \tilde{f}'_k contain the same group, which is composed of the correct frequencies. However, the matchup of the two sets of eligible frequencies is unknown. If \tilde{f}_k and \tilde{f}'_k can be matched one to one, the correct frequencies will be found. Let $\tilde{f}_m = \tilde{f}'_l$, we have

$$(\hat{f}_m + \alpha_m \cdot f_H)/a = (\hat{f}'_l + \beta_l \cdot f_H)/b, \quad (6)$$

i.e.,

$$b\alpha_m - a\beta_l = (a\hat{f}'_l - b\hat{f}_m)/f_H. \quad (7)$$

The matching process amounts to solving α_m and β_l from (3). According to Bézout's identity, when a is coprime to b (i.e. $a \perp b$), (7) has integer solutions α_m, β_l as long as its right hand side is an integer. Moreover, since $\alpha_m \in \{0, 1, \dots, a-1\}$ and $\beta_l \in \{0, 1, \dots, b-1\}$, the equation (7) just has an unique satisfactory solution. Denoting the true values of α_m, β_l by $\bar{\alpha}_m, \bar{\beta}_l$, we have

$$f_m = (\hat{f}_m + \bar{\alpha}_m \cdot f_H)/a, \quad f_l = (\hat{f}'_l + \bar{\beta}_l \cdot f_H)/b. \quad (8)$$

So the right hand side of (7) is

$$(a\hat{f}'_l - b\hat{f}_m)/f_H = ab(f_l - f_m)/f_H + b\bar{\alpha}_m - a\bar{\beta}_l. \quad (9)$$

To make the matching succeed, (9) should be an integer when and only when $l = m$. It can be seen that when $\Delta f \triangleq f_l - f_m$ ($l \neq m$) is an integer multiple of $f_H/(ab)$, the right hand side of (7) must be an integer. That is to say, when two true frequencies f_l, f_m satisfy that $\Delta f \triangleq f_l - f_m$ ($l \neq m$) is an integer multiple of $f_H/(ab)$, the matching of the eligible frequencies may suffer from mistakes.

Now suppose that we have three sub-Nyquist channels which sample at $f_H/a, f_H/b$ and f_H/c respectively and a, b, c are pairwise coprime. When any two channels are used to estimate the frequencies of the signal, the matching of the eligible frequencies may fail when there exist $f_l - f_m = pf_H/ab$ or $f_l - f_m = qf_H/ac$ or $f_l - f_m = rf_H/bc$ ($p, q, r \in \mathbb{Z}$). Consider that the three sub-Nyquist channels are jointly used to estimate the frequencies. Since $0 \leq f_k < f_H$, there exist no such f_l, f_m ($l \neq m$) that satisfy $f_l - f_m = pf_H/ab$ and $f_l - f_m = qf_H/ac$ and $f_l - f_m = rf_H/bc$ simultaneously. So the results obtained from arbitrary two channels can complement each other, making the probability of the mismatch much lower. That is to say, three sub-Nyquist channels are enough to guarantee the success of the matching in general. In Section III, an experiment is designed to verify this conclusion.

D. The Algorithm for Estimation

In the above subsection, we analyze the matching process between different channels. When the signals contain multiple frequencies, the direct matching is intricate and impractical. We fulfill the matching by means of subspace techniques. Our algorithm consists of two steps: the first step is to obtain a series of eligible frequencies, the second step is to screen out the correct frequencies from the eligible frequencies.

As a super-resolution subspace technique, ESPRIT can derive precise frequency estimation with not much computation. So we choose ESPRIT as the first step of our method. The detailed process is omitted here. After using ESPRIT for one sub-Nyquist sample sequence, we obtain K generalized eigenvalues η_k ($k = 1, 2, \dots, K$) corresponding to different f_k , i.e. $\eta_k = e^{j2\pi f_k a/f_H}$. Denoting the principal argument of η_k as $Arg(\eta_k)$, we obtain the formal estimation

$$\hat{f}_k = Arg(\eta_k) \cdot f_H/(2\pi), \quad k = 1, 2, \dots, K. \quad (10)$$

Then all possible eligible frequencies can be gotten by unfolding the estimation according to (4). Instead of complex matching process, we employ a MUSIC-like algorithm to play the same role. Conventional MUSIC uses

fixed uniform frequency grids to form the steering vectors, while we use the eligible frequencies to form the steering vectors in the algorithm.

According to the analysis about frequency matching, three channels are required to be used jointly to resolve ambiguity. Assume that three channels begin to sample at the same time point $t = 0$, the samples of the first channel are sampled at time points $a\Delta t, 2a\Delta t, \dots$, where $\Delta t = 1/f_H$. Denote the indices of these samples as $a, 2a, \dots$, in like manner, the indices of all three-channel samples are

$$\mathcal{I} = \{a, 2a, \dots\} \cup \{b, 2b, \dots\} \cup \{c, 2c, \dots\}. \quad (11)$$

Then the l -th measurement vector or snapshot is formed as

$$\mathbf{x}_l = [x[a + abc(l-1)], x[b + abc(l-1)], x[c + abc(l-1)], \dots, x[abcl]]^T, \quad l = 1, 2, \dots, L, \quad (12)$$

where $x[i]$ is the sample with index i , $[*]^T$ denotes the transpose operation. Let $\omega_k = 2\pi f_k/f_H$, \mathbf{x}_l can be expressed as

$$\mathbf{x}_l = \mathbf{A}\mathbf{s}_l + \mathbf{w}_l, \quad (13)$$

where

$$\mathbf{A} = [\mathbf{a}(f_1), \dots, \mathbf{a}(f_K)], \quad (14)$$

$$\mathbf{a}(f_k) = [e^{j\omega_k a}, e^{j\omega_k b}, e^{j\omega_k c}, \dots, e^{j\omega_k abc}]^T, \quad (15)$$

$$\mathbf{s}_l = [s_1 e^{j\omega_1 abc(l-1)}, \dots, s_K e^{j\omega_K abc(l-1)}]^T, \quad (16)$$

$$\mathbf{w}_l = [w[a + abc(l-1)], w[b + abc(l-1)], w[c + abc(l-1)], \dots, w[abcl]]^T. \quad (17)$$

The following procedure is similar to MUSIC. Taking the eigen-decomposition of the auto-covariance matrix of data matrix $\mathbf{X} = [\mathbf{x}_1, \dots, \mathbf{x}_L]$ renders

$$\mathbf{R}_{xx} = [\mathbf{U}_s, \mathbf{U}_e] \begin{bmatrix} \mathbf{\Lambda} & 0 \\ 0 & \sigma^2 \mathbf{I} \end{bmatrix} \begin{bmatrix} \mathbf{U}_s^H \\ \mathbf{U}_e^H \end{bmatrix}, \quad (18)$$

where the column vectors of \mathbf{U}_s and \mathbf{U}_e are, respectively, the eigenvectors that span the signal subspace and the noise subspace of \mathbf{R}_{xx} with the associated eigenvalues on the diagonals of $\mathbf{\Lambda}$ and $\sigma^2 \mathbf{I}$ (\mathbf{I} is the identity matrix), and $[*]^H$ denotes the conjugate transpose operation. Unlike conventional MUSIC, we search the frequencies according to the eligible frequencies obtained in the first step instead of uniform fixed frequency grid. Hence, the pseudo-spectrum with respect to $\tilde{f}_k = (\hat{f}_k + \alpha_k \cdot f_H)/a$ can be given by

$$P_{MU}(\tilde{f}_k) = \frac{1}{\mathbf{a}^H(\tilde{f}_k) \mathbf{U}_e \mathbf{U}_e^H \mathbf{a}(\tilde{f}_k)}, \quad k = 1, 2, \dots, K. \quad (19)$$

On the basis of the pseudo-spectrum, the correct estimated frequencies f_k^{es} are determined. Because the number of eligible frequencies usually is small, the frequency searching in (19) has much less computation than conventional MUSIC.

The block diagram of the proposed algorithm is shown in Fig. 1. In the first step, we often use the channel with the smallest undersampling ratio to generate eligible frequencies, which makes the number of eligible frequencies small. It should be noted that different true frequencies may correspond to the same \hat{f}_k in the first step. It may disturb the matching procedure but not necessarily ruin the algorithm. In simulations, we find that this situation has no influence on the final result because no correct frequencies are left out from the eligible frequencies.

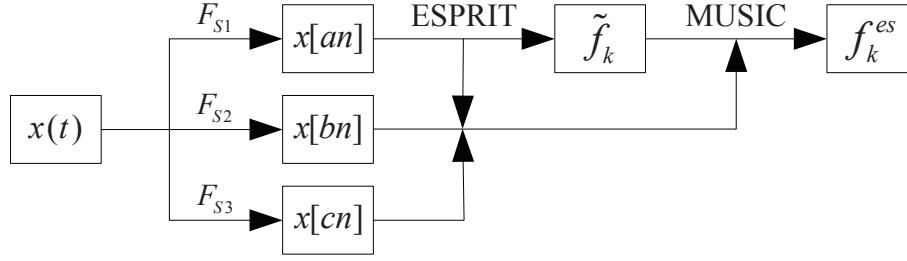


Fig. 1. The procedure diagram of the proposed algorithm.

III. SIMULATION RESULTS

Firstly we make an experiment to verify the conclusion that three sub-Nyquist channels with coprime undersampling ratios are enough to resolve ambiguity. For the sake of brevity, $a = 3, b = 4, c = 5$ and $f_H = 60Hz$ are set, and the signals are noiseless. The signals contain $K = 3$ frequency components with uniform amplitudes and random phase angles. The three channels that sample at $f_H/a, f_H/b, f_H/c$ are called C1,C2,C3 respectively for convenience. We use direct MUSIC for any two channels jointly and observe the experiment result. In the case of using MUSIC for C1,C2 jointly, the l -th measurement vector is formed as

$$\mathbf{x}_l = [x[a + ab(l-1)], x[b + ab(l-1)], \dots, x[abl]]^T, \quad l = 1, 2, \dots, L. \quad (20)$$

Based on our analysis, if one of the intervals of true frequencies is a multiple of $f_H/(ab) = 5Hz$, the direct MUSIC for C1,C2 can not identify the true frequencies. The cases of using direct MUSIC for C2,C3 and C1,C3 can be deduced by analogy. The direct MUSIC for three channels jointly is configured according to (12) for comparison. The step size of frequency searching in MUSIC is $1Hz$. We set three groups of true frequencies: (a)3,6,9; (b)3,6,10; (c)4,8,13. The results of estimation are shown in Fig. 2, the red asterisks mark the positions of true frequencies. In Fig. 2(a), all the intervals of true frequencies are multiples of $3Hz$, so except the direct MUSIC for C2,C3, other contrast tests identify the true frequencies. The result of Fig. 2(b) is also consistent with our analysis. In Fig. 2(c), the intervals of true frequencies contain a multiples of $3Hz$, a multiples of $4Hz$ and a multiples of $5Hz$. The contrast tests using two channels all fail and only that using three channels jointly succeed as expected. This experiment effectively proves our conclusion.

In the second simulation, we test the accuracy of the proposed method. In [11], Zoltowski utilizes two under-sampled channels and makes one channel offset a small time delay from the other. The time delay is required to not exceed the Nyquist sampling interval. Then ESPRIT is employed to obtain continuous frequency estimation. We compare the errors of our method with Zoltowski's method at different SNR values. The frequencies distribute uniformly in $(0, 60Hz)$ and the corresponding amplitudes are in $[0.1, 1]$. $K = 3$ is fixed and the SNR varies from $10dB$ to $30dB$. The mean square errors (MSEs) of estimated frequencies f_k^{es} different from true frequencies f_k

are computed by $MSE = \sqrt{\sum_{k=1}^K (f_k^{es} - f_k)^2} / K$. Average values are calculated from 5000 trials for each SNR.

Meanwhile, we sample the same signals at the Nyquist rate and process these data via conventional ESPRIT. The MSEs are also counted for comparison. All the methods use $L = 100$ snapshots. As shown in Fig. 3, the proposed method is much more accurate than Zoltowski's method. When the SNR is beyond $14dB$, the proposed method is nearly equivalent to conventional ESPRIT.

IV. CONCLUSION

In this paper, we propose an undersampled method based on subspace techniques to estimate the frequencies of multiple sinusoids. We demonstrate that three sub-Nyquist channels with coprime undersampling ratios are enough for ambiguity resolution. The results of experiments are in line with theoretical analysis. The proposed method requires less hardware and has high accuracy.

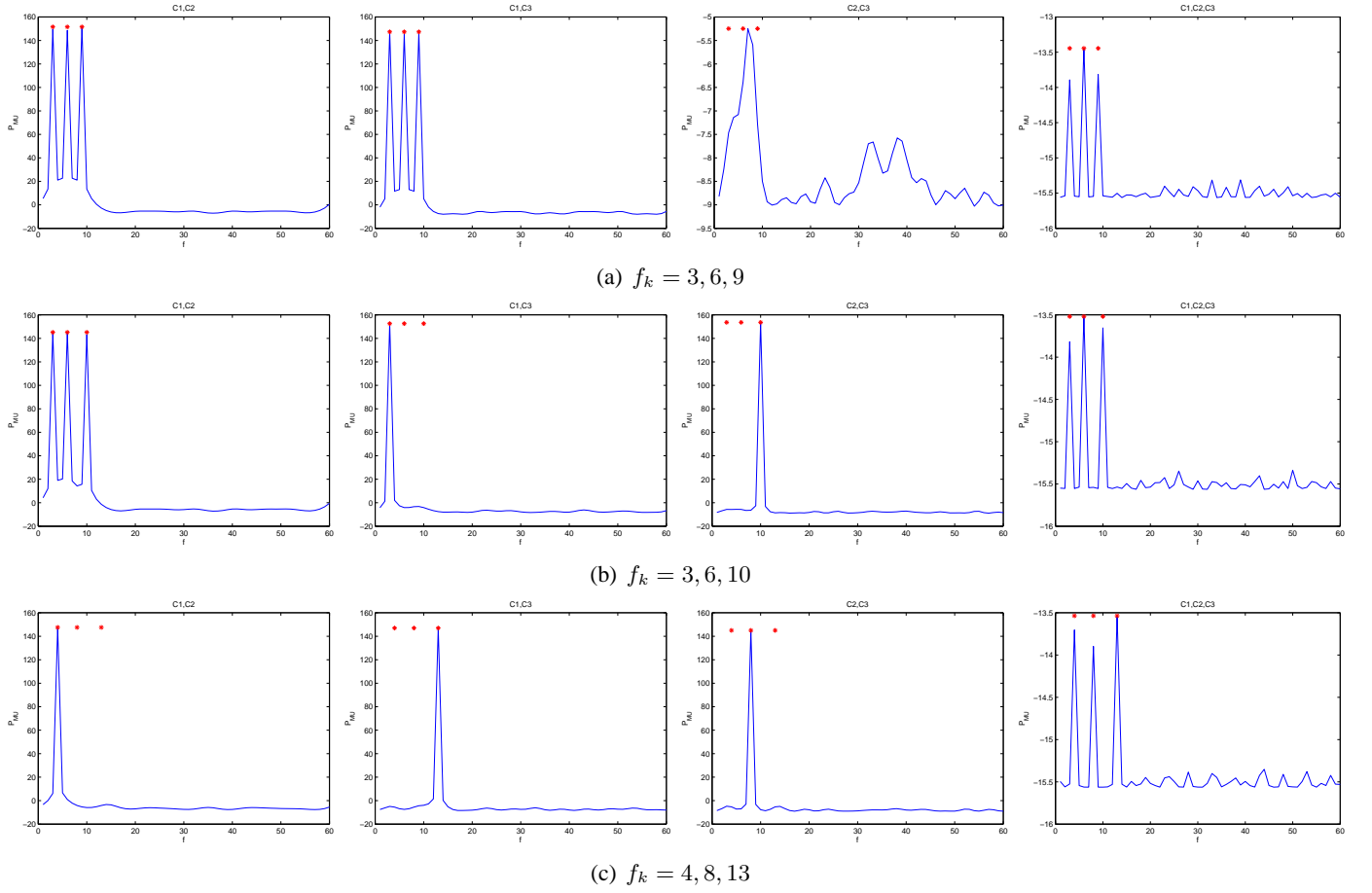


Fig. 2. The results of direct MUSIC for different combinations of three channels. (a) $f_k = 3, 6, 9$; (b) $f_k = 3, 6, 10$; (c) $f_k = 4, 8, 13$.

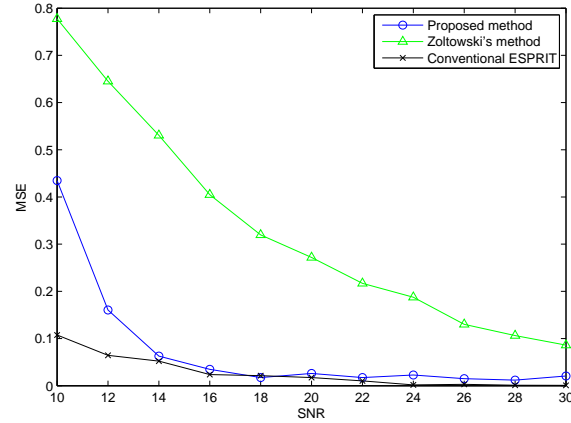


Fig. 3. The average MSEs for different SNR values.

REFERENCES

- [1] M. Luise and R. Reggiannini, "Carrier frequency recovery in all-digital modems for burst-mode transmissions," *IEEE Transactions on Communications*, vol. 43, no. 2/3/4, pp. 1169–1178, 1995.
- [2] S. H. Kia, H. Henao, and G.-A. Capolino, "A high-resolution frequency estimation method for three-phase induction machine fault detection," *IEEE Transactions on Industrial Electronics*, vol. 54, no. 4, pp. 2305–2314, 2007.
- [3] Z. Duan, B. Pardo, and C. Zhang, "Multiple fundamental frequency estimation by modeling spectral peaks and non-peak regions," *IEEE Transactions on Audio, Speech, and Language Processing*, vol. 18, no. 8, pp. 2121–2133, 2010.
- [4] Ç. Candan, "Fine resolution frequency estimation from three DFT samples: Case of windowed data," *Signal Processing*, vol. 114, pp. 245–250, 2015.

- [5] R. O. Schmidt, "Multiple emitter location and signal parameter estimation," *IEEE Transactions on Antennas and Propagation*, vol. 34, no. 3, pp. 276–280, 1986.
- [6] R. Roy and T. Kailath, "ESPRIT-estimation of signal parameters via rotational invariance techniques," *IEEE Transactions on Acoustics, Speech and Signal Processing*, vol. 37, no. 7, pp. 984–995, 1989.
- [7] P. Stoica, R. L. Moses, B. Friedlander, and T. Soderstrom, "Maximum likelihood estimation of the parameters of multiple sinusoids from noisy measurements," *IEEE Transactions on Acoustics, Speech and Signal Processing*, vol. 37, no. 3, pp. 378–392, 1989.
- [8] G. Hill, "The benefits of undersampling," *Electronic Design*, vol. 42, no. 14, p. 69, 1994.
- [9] B. Friedlander and B. Porat, "Vsar: A high resolution radar system for ocean imaging," *IEEE Transactions on Aerospace and Electronic Systems*, vol. 34, no. 3, pp. 755–776, 1998.
- [10] X. Li and X.-G. Xia, "A fast robust chinese remainder theorem based phase unwrapping algorithm," *IEEE Signal Processing Letters*, no. 15, pp. 665–668, 2008.
- [11] M. D. Zoltowski and C. P. Mathews, "Real-time frequency and 2-D angle estimation with sub-Nyquist spatio-temporal sampling," *IEEE Transactions on Signal Processing*, vol. 42, no. 10, pp. 2781–2794, 1994.
- [12] D. Tufts and H. Ge, "Digital estimation of frequencies of sinusoids from wide-band under-sampled data," in *IEEE International Conference on Acoustics, Speech, and Signal Processing*, vol. 5. IEEE, 1995, pp. 3155–3158.
- [13] X. Li, H. Liang, and X.-G. Xia, "A robust Chinese remainder theorem with its applications in frequency estimation from undersampled waveforms," *IEEE Transactions on Signal Processing*, vol. 57, no. 11, pp. 4314–4322, 2009.
- [14] A. Bourdoux, S. Pollin, A. Dejonghe, and L. Van der Perre, "Sparse signal sensing with non-uniform undersampling and frequency excision," in *2011 Sixth International ICST Conference on Cognitive Radio Oriented Wireless Networks and Communications (CROWNCOM)*. IEEE, 2011, pp. 246–250.
- [15] R. Venkataramani and Y. Bresler, "Perfect reconstruction formulas and bounds on aliasing error in sub-Nyquist nonuniform sampling of multiband signals," *IEEE Transactions on Information Theory*, vol. 46, no. 6, pp. 2173–2183, 2000.
- [16] H. Sun, W.-Y. Chiu, J. Jiang, A. Nallanathan, and H. V. Poor, "Wideband spectrum sensing with sub-Nyquist sampling in cognitive radios," *IEEE Transactions on Signal Processing*, vol. 60, no. 11, pp. 6068–6073, 2012.
- [17] J. A. Tropp, J. N. Laska, M. F. Duarte, J. K. Romberg, and R. G. Baraniuk, "Beyond Nyquist: Efficient sampling of sparse bandlimited signals," *IEEE Transactions on Information Theory*, vol. 56, no. 1, pp. 520–544, 2010.
- [18] M. Mishali and Y. C. Eldar, "From theory to practice: Sub-Nyquist sampling of sparse wideband analog signals," *IEEE Journal of Selected Topics in Signal Processing*, vol. 4, no. 2, pp. 375–391, 2010.
- [19] Z. Tian, Y. Tefesse, and B. M. Sadler, "Cyclic feature detection with sub-Nyquist sampling for wideband spectrum sensing," *IEEE Journal of Selected topics in signal processing*, vol. 6, no. 1, pp. 58–69, 2012.
- [20] P. Pal and P. P. Vaidyanathan, "Coprime sampling and the music algorithm," in *Digital Signal Processing Workshop and IEEE Signal Processing Education Workshop*, 2011, pp. 289–294.
- [21] X. G. Xia, "An efficient frequency-determination algorithm from multiple undersampled waveforms," *IEEE Signal Processing Letters*, vol. 7, no. 2, pp. 34–37, 2000.