

Existence Criterion of Low-Dimensional Materials

Jiapeng Chen¹, Biao Wang^{2,3,*}, Yangfan Hu³

¹*School of electronics and information technology, Sun Yat-Sen University, 510275 GZ, China*

²*School of physics, Sun Yat-Sen University, 510275 GZ, China*

³*Sino-French Institute of Nuclear Engineering and Technology, Sun Yat-Sen University, 510275 GZ, China*

The discovery of graphene and other two-dimensional (2-D) materials has stimulated a general interest in low-dimensional (low-D) materials. Whereas long time ago, Peierls and Landau's theoretical work had shown that any one- and two-dimensional materials could not exist in any temperature environment, the following two basic issues become the main concern for many researchers: why stable low-D materials can exist and what kind of low-D materials are stable. In this letter, we establish an energy stability criterion for low-D materials, which tries to provide a clear answer for these questions. We find that for any straight/planar low-D elemental materials, 1-D monatomic chains, 2-D honeycomb lattices, square lattices and triangular lattices are the only four permissible structures. For a specific kind of element, the stability of its low-D structure is determined by several derivatives of its interatomic potentials. We find that the stability of any straight/planar low-D structures can only be understood by assuming multi-body interatomic potentials. For reactive empirical bond-order (REBO) potential, the honeycomb structure is found to be the most stable one among all permissible planar 2-D structures. Using this criterion, the stable existence of graphene, silicene and germanene is explained.

*Corresponding author. E-mail: wangbiao@mail.sysu.edu.cn

I . Introduction

Nowadays one- dimensional (1-D) and two-dimensional (2-D) materials become very hot topics because of their extraordinary properties^[1, 2]. Scientists have successfully fabricated many types of the low-dimensional (low-D) materials, such as carbon atomic chain ^[3], graphene ^[4], silicene^[5], germanene^[6] and so on^[7-13]. Whereas, long time ago, Peierls^[14] and Landau^[15] proved that strictly 1-D and 2-D materials were thermodynamically unstable because of the infinite fluctuation of atomic displacement at any finite temperature. Their conclusion was later supported by Mermin and Wangner^[16, 17]. Using Bogoliubov's inequality, they demonstrated that the crystalline order could not be maintained in low-D materials^[17]. Such obvious contradiction between aforementioned theoretical (hereafter referred to as PLM theory) predictions and the experimental results created much confusion in the scientific society. Actually, the dilemma can be clarified as follows:

1.The atomic movements of low-D materials considered in PLM theory is constrained in the low-D space where they are defined. However, the low-D materials are embedded in the 3-D space. In fact, the bending vibration plays a significant role on the stability of low-D materials. Therefore, the PLM theory is not appropriate for suspended low-D materials.

2.According to PLM theory, the mean square fluctuation displacement of atoms $\overline{\mathbf{u}^2}$ in low-D materials becomes infinite when the dimensions of the body become arbitrarily large, and thus the crystalline orders of such materials are destroyed by the thermal fluctuation. However, in small size low-D materials, $\overline{\mathbf{u}^2}$ remains finite based

on Peierls and Landau's derivation. As a result, it is not surprising that the finite size low-D material can stably exist in laboratory environment. Even the size of low-D materials becomes infinity, the fluctuation of the distance between neighboring atoms, such as 1 and atom 2 ($\overline{[\mathbf{u}(\mathbf{r}_1) - \mathbf{u}(\mathbf{r}_2)]^2}$) is finite. That is to say, although $\overline{\mathbf{u}^2}$ is divergent, the chemical bonds ruptures would not occur. The structure can still maintained integrity in low-D lattices. Therefore, large low-D materials can stably exist.

Therefore, it can be found that the PLM theory could not provide solid criterion for the existence of low-D materials. Extensive researches have been done on the stability of low-D materials^[18-21], while all of them focus on the phase transition behaviors of the low-D materials. Yet a criterion for stable existence of low-D materials is still not available. To be more specific, it is still unclear what parameters determine the existence of low-D materials and what kind of element can form low-D materials.

The existence criterion of 3-D materials was worked out by Born and his co-workers^[22]. In their works, the criterion was constructed from the positive definiteness of the atomistic-based macroscopic deformation energy based on the minimum free energy axiom, and it was expressed in the form of inequalities for the interatomic potential related constants. Once the details of interatomic potential is known, we can determine whether the atoms can form a stable specific 3-D structure. Here, in analogy to Born's derivation, we established a stable energy criterion of low-D materials by considering their exotic low-D geometrical features. This criterion can provide a guideline for scientists to choose and fabricate stable low-D materials.

The article is outlined as follows. An analytical atomistic-based energy approach is proposed to establish the existence criterion of low-D materials in Sec. II. We apply this general approach to derive the exact condition determining the existence of straight/planar low-D elemental materials for an arbitrary interatomic potential in Sec. III, where parameter-based phase diagrams are established to show the consequence of these existence criteria. In Sec. IV, the existence criteria of low-D materials described by two typical types of atomistic potentials, pair potential and reactive empirical bond-order^[23-25] (REBO) potential, are established. Finally, the existence of the 2-D buckled honeycomb structure which is found to be stable is explored in Sec. V.

II. An atomistic-based existence criterion of low-D materials

According to thermodynamics, it is well-known that the free energy F of a material should be kept minimum for its structure to be stable. The free energy of a crystal at finite temperature can be expressed in the form as:

$$F = \Phi - kT \ln Z_v, \quad (1)$$

where Φ is total interatomic potential of the crystal, Z_v is the part of the partition function depending on the vibrations. However, it is difficult to apply Eq. (1) directly, because the complete phonon spectrum is difficult to be derived analytically. Born^[22] proposed that the stability considerations remained valid when the thermodynamical system degenerated into a mechanical one. Here, in analogy to Born's works, we assume that the temperature is sufficiently low, so the effect of vibrations can be neglect. The free energy F becomes identical with the total interatomic potential Φ .

The existence criterion of low-D materials is established by the following two steps:

Firstly, we determine the low-D structures which are permissible by deriving the extreme value condition of the potential energy of the system. Without loss of generality, the total interatomic potential of materials have the form^[23-28]:

$$\Phi = \frac{1}{2} \sum_i^N \phi_i(r_b, \{\cos\theta\}, \{\cos\varphi\}), \quad (2)$$

$$\phi_i = \sum_S \sum_{k, l \neq i, j} \phi_i^S(r_{ij}, \cos\theta_{ijk}, \cos\varphi_{ijkl}) + \sum_L \phi_i^L(r_L),$$

where N and ϕ_i denote the number of atoms and double the potential energy of an atom i , respectively. $r_b, \{\cos\theta\}, \{\cos\varphi\}$ are the bond length, the sets of related bond angles and related torsion angles (the dihedral angle of two different atomic planes). ϕ_i^S describes nearest neighbor interaction (the short-range interaction), while ϕ_i^L is a pair potential that describes L th-nearest neighbor interactions (the long-range interaction). The variable r_{ij} is the nearest neighbor atomic distance, r_L is the L th-nearest neighbor atomic distance. θ_{ijk} denotes the bond angle between two neighboring bonds \mathbf{r}_{ij} and \mathbf{r}_{ik} . φ_{ijkl} denotes the dihedral angle of atomic plane ijk and atomic plane ijl .

The extreme value condition of Φ provides a set of equations on the permissible initial structures of materials at the equilibrium state. Generally, these equations are derived from $\frac{\partial\Phi}{\partial r_b}=0$, $\frac{\partial\Phi}{\partial \cos\theta} = \text{const}$ and $\frac{\partial\Phi}{\partial \cos\varphi} = \text{const}$. The latter two equations are usually obtained by solving a conditional extreme problem because the angles θ_{ijk} and φ_{ijkl} are not independently from each other.

Secondly, we determine the mechanical stability of the permissible low-D structure.

Born^[22] had inferred that the mechanical stability of materials implies the stability for any deformation. For 3-D materials, the strain tensor $\{\varepsilon\}$ characterizes the macroscopic perturbation, thus the interatomic potential has the form $\Phi = \Phi(\{\varepsilon\})$. Then the mechanical stability conditions of materials can be derived from the positive definiteness of the quadratic terms of Φ with respect to $\{\varepsilon\}$. Different from 3-D materials, low-D materials are subject to in-line/plane strain $\{\varepsilon\}$ and curvature $\{\kappa\}$, which cause by stretching and bending, respectively. $\{\varepsilon\} = \{\varepsilon_{xx}, \varepsilon_{yy}, \varepsilon_{xy}\}$, $\{\kappa\} = \{\kappa_{xx}, \kappa_{yy}, \kappa_{xy}\}$ are tensors in 2-D materials, and they degenerate into scalars in 1-D materials. Then interatomic potential can be expressed as a function of $\{\varepsilon\}$ and $\{\kappa\}$, i.e. $\Phi = \Phi(\{\varepsilon\}, \{\kappa\})$. Extending Born's idea, the mechanical stability conditions of low-D materials can be derived from the positive definiteness of the quadratic terms of Φ with respect to $\{\varepsilon\}$ and $\{\kappa\}$. These terms have the form:

$$\Phi_{\alpha\beta, \gamma\delta} = \left(\frac{\partial^2 \Phi}{\partial e_{\alpha\beta} \partial e_{\gamma\delta}} \right)_0, \quad (3)$$

where $e_{\alpha\beta}, e_{\gamma\delta}$ denote $\{\varepsilon\}$ or $\{\kappa\}$, the subscript “0” denotes the values at the equilibrium state.

According to Eq. (2), Eq. (3) can be expanded as follows:

$$\begin{aligned}
\Phi_{\alpha\beta,\gamma\delta} = & \frac{1}{2} \left[\sum_S \frac{\partial \phi_i^S}{\partial r_{ij}} \frac{\partial^2 r_{ij}}{\partial e_{\alpha\beta} \partial e_{\gamma\delta}} + \sum_L \frac{\partial \phi_i^L}{\partial r_L} \frac{\partial^2 r_L}{\partial e_{\alpha\beta} \partial e_{\gamma\delta}} + \sum_S \sum_{k \neq i, j} \frac{\partial \phi_i^S}{\partial \cos \theta_{ijk}} \frac{\partial^2 \cos \theta_{ijk}}{\partial e_{\alpha\beta} \partial e_{\gamma\delta}} + \sum_S \sum_{k, l \neq i, j} \frac{\partial \phi_i^S}{\partial \cos \varphi_{ijkl}} \frac{\partial^2 \cos \varphi_{ijkl}}{\partial e_{\alpha\beta} \partial e_{\gamma\delta}} \right. \\
& + \sum_S \frac{\partial^2 \phi_i^S}{\partial r_{ij}^2} \frac{\partial r_{ij}}{\partial e_{\alpha\beta}} \frac{\partial r_{ij}}{\partial e_{\gamma\delta}} + \sum_L \frac{\partial^2 \phi_i^L}{\partial r_L^2} \frac{\partial r_L}{\partial e_{\alpha\beta}} \frac{\partial r_L}{\partial e_{\gamma\delta}} + \sum_S \sum_{k, l \neq i, j} \frac{\partial^2 \phi_i^S}{\partial \cos \theta_{ijk} \partial \cos \theta_{ijl}} \frac{\partial \cos \theta_{ijk}}{\partial e_{\alpha\beta}} \frac{\partial \cos \theta_{ijl}}{\partial e_{\gamma\delta}} \\
& + \sum_S \sum_{k, l, m, n \neq i, j} \frac{\partial^2 \phi_i^S}{\partial \cos \varphi_{ijkl} \partial \cos \varphi_{ijmn}} \frac{\partial \cos \varphi_{ijkl}}{\partial e_{\alpha\beta}} \frac{\partial \cos \varphi_{ijmn}}{\partial e_{\gamma\delta}} \\
& + \sum_S \sum_{k \neq i, j} \frac{\partial^2 \phi_i^S}{\partial r_{ij} \partial \cos \theta_{ijk}} \left(\frac{\partial r_{ij}}{\partial e_{\alpha\beta}} \frac{\partial \cos \theta_{ijk}}{\partial e_{\gamma\delta}} + \frac{\partial r_{ij}}{\partial e_{\gamma\delta}} \frac{\partial \cos \theta_{ijk}}{\partial e_{\alpha\beta}} \right) \\
& + \sum_S \sum_{k, l \neq i, j} \frac{\partial^2 \phi_i^S}{\partial r_{ij} \partial \cos \varphi_{ijkl}} \left(\frac{\partial r_{ij}}{\partial e_{\alpha\beta}} \frac{\partial \cos \varphi_{ijkl}}{\partial e_{\gamma\delta}} + \frac{\partial r_{ij}}{\partial e_{\gamma\delta}} \frac{\partial \cos \varphi_{ijkl}}{\partial e_{\alpha\beta}} \right) \\
& \left. + \sum_S \sum_{k, l, m \neq i, j} \frac{\partial^2 \phi_i^S}{\partial \cos \theta_{ijk} \partial \cos \varphi_{ijlm}} \left(\frac{\partial \cos \theta_{ijk}}{\partial e_{\alpha\beta}} \frac{\partial \cos \varphi_{ijlm}}{\partial e_{\gamma\delta}} + \frac{\partial \cos \theta_{ijk}}{\partial e_{\gamma\delta}} \frac{\partial \cos \varphi_{ijlm}}{\partial e_{\alpha\beta}} \right) \right]_0.
\end{aligned} \tag{4}$$

Eq. (4) expresses $\Phi_{\alpha\beta,\gamma\delta}$ by several derivatives of the potential (e.g. $\frac{\partial \phi_i^S}{\partial r_{ij}}, \frac{\partial \phi_i^L}{\partial r_L}$,

$\frac{\partial \phi_i^S}{\partial \cos \theta_{ijk}}, \frac{\partial^2 \phi_i^S}{\partial r_{ij}^2}, \frac{\partial^2 \phi_i^L}{\partial r_L^2}$ etc.) at the ground state, and they depend on the analytical

form of interatomic potential.

The coefficients of these derivatives of the potential (e.g. $\frac{\partial^2 \cos \theta_{ijk}}{\partial e_{\alpha\beta} \partial e_{\gamma\delta}}, \frac{\partial^2 \cos \varphi_{ijkl}}{\partial e_{\alpha\beta} \partial e_{\gamma\delta}}$,

$\frac{\partial r_{ij}}{\partial e_{\alpha\beta}} \frac{\partial r_{ij}}{\partial e_{\gamma\delta}}$ etc.) can be derived from the atomistic-based continuum theory^[29-31], which

links the macroscopic deformation of an atomistic system to that of a continuum. The

Cauchy–Born rule^[31] describes the homogenous deformation of 3-D materials, and the

distance between two atoms i and j is affected by strain tensor $\{\varepsilon\}$:

$|\mathbf{r}_{ij}| = r_{ij}^0 \sqrt{(\delta_{\alpha\beta} + 2\varepsilon_{\alpha\beta})(n_\alpha + x_\alpha)(n_\beta + x_\beta)}$, where r_{ij}^0 , n_α and n_β are the length and

direction vector between atoms i and j prior to deformation. x_α , x_β are

components of shift vector, and they are nonzero when atoms i and j are located in

different sub-lattices, $\alpha, \beta = x, y, z$. Consider strictly low-D materials^[32] (i.e.,

smoothly curved lines/surfaces), when the initial radius of curvature is much larger than the atomic spacing, the vector between two atoms i and j on the lines/surfaces for infinitesimal curvature $\{\kappa\}$ can be represented by^[33]

$$\mathbf{r}_{ij} = \left[r_{ij}^0 (n_\alpha + x_\alpha) - \frac{1}{6} \kappa_{\beta\lambda} \kappa_{\gamma\mu} T^{\alpha\mu} (n_\beta + x_\beta) (n_\gamma + x_\gamma) (n_\mu + x_\mu) (r_{ij}^0)^3 \right] \mathbf{T}_\alpha + \frac{1}{2} \kappa_{\alpha\beta} (n_\alpha + x_\alpha) (n_\beta + x_\beta) (r_{ij}^0)^2 \mathbf{N}, \quad (5)$$

where \mathbf{T}_α are the covariant base vectors lying in the tangent lines/planes. $T^{\alpha\mu}$ are the contravariant components of metric tensors for the covariant base vectors. \mathbf{N} is the unit normal vector to the line/surface. And $\alpha, \beta, \gamma, \mu = x$ for 1-D materials and $\alpha, \beta, \gamma, \mu = x, y$ for 2-D materials.

Note that $\mathbf{T}_\alpha \cdot \mathbf{T}_\beta = \delta_{\alpha\beta} + 2\varepsilon_{\alpha\beta}$, it could be obtained^[34]:

$$|\mathbf{r}_{ij}| = r_{ij}^0 \sqrt{(\delta_{\alpha\beta} + 2\varepsilon_{\alpha\beta}) (n_\alpha + x_\alpha) (n_\beta + x_\beta) - \frac{[\kappa_{\alpha\beta} (n_\alpha + x_\alpha) (n_\beta + x_\beta)]^2}{12} (r_{ij}^0)^2}. \quad (6)$$

where $\alpha, \beta = x$ for 1-D materials and $\alpha, \beta = x, y$ for 2-D materials.

θ_{ijk} , φ_{ijkl} can respectively be expressed as:

$$\cos\theta_{ijk} = \frac{\mathbf{r}_{ij} \cdot \mathbf{r}_{ik}}{|\mathbf{r}_{ij}| |\mathbf{r}_{ik}|}, \quad (7)$$

$$\cos\varphi_{ijkl} = N_{ijk} \cdot N_{ijl} = \frac{\mathbf{r}_{ik} \times \mathbf{r}_{ij}}{|\mathbf{r}_{ik} \times \mathbf{r}_{ij}|} \cdot \frac{\mathbf{r}_{ij} \times \mathbf{r}_{il}}{|\mathbf{r}_{ij} \times \mathbf{r}_{il}|}, \quad (8)$$

where N_{ijk} and N_{ijl} are the unit normal vectors of atomic plane ijk and atomic plane ijl .

The shift vector \mathbf{x} is determined by minimizing the deform potential energy with respect to \mathbf{x} :

$$\frac{\partial\Phi}{\partial\mathbf{x}} = 0, \quad (9a)$$

which gives:

$$\mathbf{x}=\mathbf{x}(\{\varepsilon\},\{\kappa\}). \quad (9b)$$

In the case of strictly low-D materials, the coefficients of derivatives of the potential in Eq. (4) can be obtained from Eqs. (6)-(9). These coefficients are determined by the structure-related parameters.

The criterion constructed by the two-step-deduction provides the basic condition for any low-D material to exist. Since different element possesses different interatomic potential, one can clarify what kinds of elements will form stable low-D materials according to this criterion.

III. Existence criterion of straight/planar low-D elemental materials

In this section, we apply the general methodology introduced above to derive the exact formula determining the existence of low-D materials with a specific structure. For simplicity, we restrict our consideration to straight/planar low-D elemental materials.

A. Permissible structures

First of all, we analyze the permissible structures of straight 1-D and planar 2-D elemental materials, respectively.

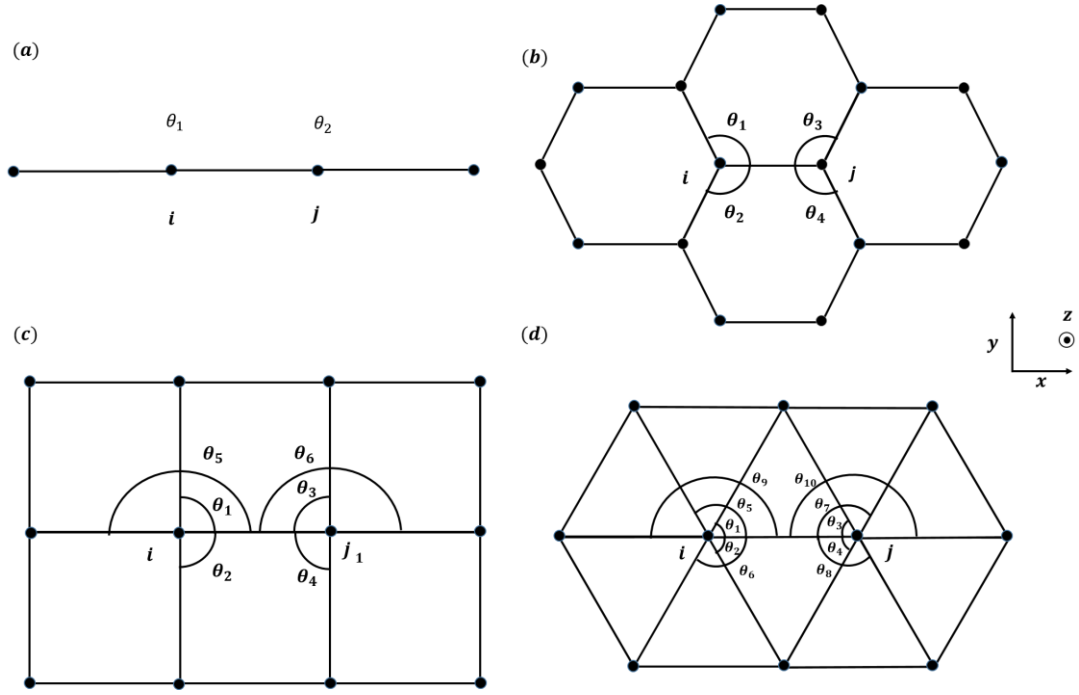


FIG. 1. The permissible structures of straight 1-D and planar 2-D elemental materials. (a) 1-D monatomic chain. (b) 2-D planar Honeycomb structure. (c) 2-D planar square structure. (d) 2-D planar triangular structure.

1. Straight 1-D elemental materials

The straight 1-D elemental materials are monatomic chains. For 1-D atomic chain, assume that every atom possesses equal potential energy, the total interatomic potential has the form:

$$\Phi = \frac{1}{2} N \phi_i(r_b, \{\cos\theta\}) = \frac{1}{2} N \left[\sum_{S, k \neq i, j} \phi_i^S(r_{ij}, \cos\theta_{ijk}) + \sum_L \phi_i^L(r_L) \right], \quad (10)$$

where r_0 is bond length. One should notice that $|r_{ij}| = r_0$, $|r_L| = Lr_0$ prior to deformation. The related bond angles are shown in Fig. 1(a).

Since there is no geometric constraint for the arguments of Φ , the requirements of extreme value condition of the potential energy are:

$$\left(\frac{\partial\Phi}{\partial r_b}\right)_0 = 0, \quad (11a)$$

$$\left(\frac{\partial\Phi}{\partial\theta}\right)_0 = \left(\frac{\partial\Phi}{\partial\cos\theta}\right)_0 (-\sin\theta)_{\theta=\pi} = 0. \quad (11b)$$

Substituting Eq. (11a) into Eq. (10), we obtain:

$$\sum_s \left(\frac{\partial\phi_i^s}{\partial r_b}\right)_0 + \sum_L \left(\frac{\partial\phi_i^L}{\partial r_b}\right)_0 = 0. \quad (12)$$

In the case of straight 1-D elemental materials, the first derivative terms of Φ respect to interatomic distance in Eq. (4) can be translated as:

$$\left(\sum_s \frac{\partial\phi_i^s}{\partial r_{ij}} \frac{\partial^2 r_{ij}}{\partial e_{\alpha\beta} \partial e_{\gamma\delta}} + \sum_L \frac{\partial\phi_i^L}{\partial r_L} \frac{\partial^2 r_L}{\partial e_{\alpha\beta} \partial e_{\gamma\delta}}\right)_0 = \left[\sum_s \left(\frac{\partial\phi_i^s}{\partial r_b}\right)_0 + \sum_L \left(\frac{\partial\phi_i^L}{\partial r_b}\right)_0\right] \left(\frac{\partial^2 r_b}{\partial e_{\alpha\beta} \partial e_{\gamma\delta}}\right)_0 = 0. \quad (13)$$

Therefore, these terms are vanishing for 1-D materials.

According to Eq. (11b), since $(-\sin\theta)_{\theta=\pi} = 0$, $\left(\frac{\partial\Phi}{\partial\cos\theta}\right)_0$ is probably nonzero

and the first derivative terms of Φ respect to $\cos\theta$ in Eq. (4) do not vanish.

2. Planar 2-D elemental materials

The interatomic potential of planar 2-D elemental materials is shown in Eq. (2). In this case, the torsion angles are equal to zero in ground state. Since there is no geometric constraint for bond length and torsion angles, it can be similarly obtained:

$$\left(\frac{\partial\Phi}{\partial r_b}\right)_0 = 0, \quad (14a)$$

$$\left(\frac{\partial\Phi}{\partial\varphi}\right)_0 = \left(\frac{\partial\Phi}{\partial\cos\varphi}\right)_0 (-\sin\varphi)_{\varphi=0} = 0. \quad (14b)$$

Since $(-\sin \theta)_{\theta=0} = 0$, $\left(\frac{\partial \Phi}{\partial \cos \varphi} \right)_0$ is probably nonzero. The first derivative terms of Φ respect to $\cos \varphi$ in Eq. (4) do not vanish.

The total interatomic potential Φ takes the whole bond angle in the materials into account. We assume that there are M bonds connecting an atom i with its neighboring atoms. Thus the number of the bond angles which atom i is at the vertex of the angles is $M \left[\frac{M}{2} \right]$. These angles can be classified as $\left[\frac{M}{2} \right]$ sets $(\{\theta^1\}, \{\theta^2\} \dots \left\{ \theta^{\left[\frac{M}{2} \right]} \right\})$. The element θ_n^m of the set $\{\theta^m\}$ is the angle whose initial side is the n th bond and the terminal side is its m th neighboring bond (counter clockwise direction). As $\sum_{n=1}^M \theta_n^m = 2m\pi$ ($m = 1, 2 \dots \left[\frac{M}{2} \right]$), several equations are obtained by using the theory of Lagrange conditional extremum:

$$\begin{aligned} \frac{\partial \Phi}{\partial \theta_1^1} &= \frac{\partial \Phi}{\partial \theta_2^1} \dots = \frac{\partial \Phi}{\partial \theta_M^1} = \lambda_1, \\ \frac{\partial \Phi}{\partial \theta_1^2} &= \frac{\partial \Phi}{\partial \theta_2^2} \dots = \frac{\partial \Phi}{\partial \theta_M^2} = \lambda_2, \\ &\dots \\ \frac{\partial \Phi}{\partial \theta_1^{\left[\frac{M}{2} \right]}} &= \frac{\partial \Phi}{\partial \theta_2^{\left[\frac{M}{2} \right]}} \dots = \frac{\partial \Phi}{\partial \theta_M^{\left[\frac{M}{2} \right]}} = \lambda_{\left[\frac{M}{2} \right]}, \end{aligned} \quad (14c)$$

where $\lambda_1, \lambda_2 \dots \lambda_{\left[\frac{M}{2} \right]}$ are Lagrange multipliers and they are probably nonzero. As

$$\left(\frac{\partial \Phi}{\partial \cos \theta_n^m} \right)_0 = - \left(\frac{1}{\sin \theta_n^m} \frac{\partial \Phi}{\partial \theta_n^m} \right)_0 = - \frac{\lambda_m}{(\sin \theta_n^m)_0},$$

the first derivative terms of Φ respect to $\cos \theta$ in Eq. (4) do not vanish.

For the concrete form of multi-body potential, we assume $\frac{\partial \Phi}{\partial \theta}$ varies monotonically with θ change. Thus, Eq. (14c) implies that all the elements of a set

$\{\theta^m\}$ are equal. Remind that translational symmetry is possessed in crystal lattice, we draw a conclusion that the planar 2-D elemental materials have three permissible initial configurations: honeycomb structure, square structure and triangular structure.

B. Mechanical stability

As mentioned in Sec. II, the mechanical stability conditions of low-D materials can be derived from the positive definiteness of the quadratic terms of Φ with respect to $\{\varepsilon\}$ and $\{\kappa\}$. Since $\{\varepsilon\}$ and $\{\kappa\}$ are independent of one another geometrically in this case, strain and curvature are decoupled in energy. Therefore, $\Phi_{\{\varepsilon\},\{\kappa\}}=0$, and the

remainder of quadratic terms form a matrix: $[\mathbf{M}]=N\begin{bmatrix} [C] & \mathbf{0} \\ \mathbf{0} & [D] \end{bmatrix}$, where the elements

of $[C]$ and $[D]$ are $\frac{1}{N}\Phi_{\{\varepsilon\},\{\varepsilon\}}$ and $\frac{1}{N}\Phi_{\{\kappa\},\{\kappa\}}$, respectively. In this sense, the positive definiteness of $[C]$ and $[D]$ reflect the need of stability of low-D materials.

It is noteworthy that $[\mathbf{D}]$ shows the leading feature of stability of low-D materials. Unlike 3-D materials, the low-D materials are extremely anisotropic because they lack restriction in out-of-line/plane direction. Thus, the out-of-line/plane perturbation has a much greater influence on stability of low-D materials than in-line/plane perturbation. As the positive definiteness of $[C]$ is introduced in search of the in-line/plane stability condition that completed by Born, here, we present $[\mathbf{D}]$, which is only in the possession of low-D materials, to clarify the out-of-line/plane stability which is not concerned in PLM theory.

1. Straight 1-D elemental materials

Since 1-D monatomic chains possess simple lattice structure, the shift vector in Eq. (9) vanishes. Besides, the in-line strain $\{\varepsilon\}$ and curvature $\{\kappa\}$ are scalars in this case. Thus, Eqs. (6) and (7) have the forms:

$$r_{ij} = r_0 \sqrt{1 + 2\varepsilon - \frac{1}{12} \kappa^2 r_0^2}, \quad (15)$$

$$\cos \theta_i = \frac{r_0^2}{r_{ij} r_{ik}} \left[-(1 + 2\varepsilon) + \frac{7}{12} \kappa^2 r_0^2 \right], \quad (16)$$

where r_0 is equilibrium bond length, which is obtained by solving Eq. (11a). Also,

$[\mathbf{C}]$ and $[\mathbf{D}]$ are degenerated into scalars:

$$\begin{aligned} C &= \frac{1}{N} \Phi_{\varepsilon, \varepsilon}, \\ D &= \frac{1}{N} \Phi_{\kappa, \kappa}. \end{aligned} \quad (17)$$

Substituting Eqs. (10), (15) and (16) into Eq. (4), the accurate expressions of C and D are:

$$\begin{aligned} C &= \left[\sum_s \left(\frac{\partial^2 \phi_i^s}{\partial r_{ij}^2} \right) r_0^2 + \sum_L \left(\frac{\partial^2 \phi_i^L}{\partial r_L^2} \right) r_L^2 \right]_0, \\ D &= 2 \left(\frac{\partial \phi_i^s}{\partial \cos \theta_{ijk}} \right)_{\theta_{ijk}=\pi} r_0^2. \end{aligned} \quad (18)$$

Notice that $\left[\sum_s \left(\frac{\partial^2 \phi_i^s}{\partial r_{ij}^2} \right) r_0^2 + \sum_L \left(\frac{\partial^2 \phi_i^L}{\partial r_L^2} \right) r_L^2 \right]_0 = \left(\frac{\partial^2 \phi_i}{\partial r_b^2} \right)_0 r_0^2$, the mechanical stability

conditions of 1-D materials becomes:

$$\left(\frac{\partial^2 \phi_i}{\partial r_b^2} \right)_0 > 0, \quad (19a)$$

$$\left(\frac{\partial \phi_i^s}{\partial \cos \theta_{ijk}} \right)_{\theta_{ijk}=\pi} > 0. \quad (19b)$$

(19a) guarantees the 1-D materials cannot break up along the axial direction spontaneously, and (19b) indicates the 1-D materials possess the ability of resisting wriggling perturbation.

Take carbon atomic chains for instance, according to second-generation REBO potential for carbon bonding^[23], we have:

$$\begin{aligned} \left(\frac{\partial^2 \phi_i}{\partial r_b^2} \right)_0 &= 5434.13 \frac{eV}{nm^2} > 0, \\ \left(\frac{\partial \phi_i^s}{\partial \cos \theta_{ijk}} \right)_{\theta_{ijk}=\pi} &= 0.620 eV > 0. \end{aligned}$$

It implies that the carbon atomic chains could stably exist and possess the ability of resisting in-line and out-of-line perturbation.

2. Planar 2-D elemental materials

For 2-D materials, the two matrixes $[\mathbf{C}]$ and $[\mathbf{D}]$ are introduced as:

$$[\mathbf{C}] = \frac{1}{N} \begin{bmatrix} \Phi_{\varepsilon_{xx}, \varepsilon_{xx}} & \Phi_{\varepsilon_{xx}, \varepsilon_{yy}} & \Phi_{\varepsilon_{xx}, \varepsilon_{xy}} \\ \Phi_{\varepsilon_{yy}, \varepsilon_{xx}} & \Phi_{\varepsilon_{yy}, \varepsilon_{yy}} & \Phi_{\varepsilon_{yy}, \varepsilon_{xy}} \\ \Phi_{\varepsilon_{xy}, \varepsilon_{xx}} & \Phi_{\varepsilon_{xy}, \varepsilon_{yy}} & \Phi_{\varepsilon_{xy}, \varepsilon_{xy}} \end{bmatrix}, \quad (20a)$$

$$[\mathbf{D}] = \frac{1}{N} \begin{bmatrix} \Phi_{\kappa_{xx}, \kappa_{xx}} & \Phi_{\kappa_{xx}, \kappa_{yy}} & \Phi_{\kappa_{xx}, \kappa_{xy}} \\ \Phi_{\kappa_{yy}, \kappa_{xx}} & \Phi_{\kappa_{yy}, \kappa_{yy}} & \Phi_{\kappa_{yy}, \kappa_{xy}} \\ \Phi_{\kappa_{xy}, \kappa_{xx}} & \Phi_{\kappa_{xy}, \kappa_{yy}} & \Phi_{\kappa_{xy}, \kappa_{xy}} \end{bmatrix}. \quad (20b)$$

The mechanical stability conditions can be derived from the positive definiteness of $[\mathbf{C}]$ and $[\mathbf{D}]$, and they correspond to in-plane stability and out-of-plane stability, respectively.

Here, we discuss the mechanical stability conditions of planar 2-D elemental

materials with the three permissible structures: honeycomb structure, square structure and triangular structure, respectively.

(a) *Honeycomb structure* Honeycomb structure is a compound structure which is formed by two triangular sub-lattices. Fig. 1(b) illustrates the Honeycomb structure, with the related angles of interaction between atom i and atom j .

Eq.(2) shows the general form of total interatomic potential. Considering the symmetry in honeycomb structure, according to Eqs.(4)-(9) and (20), we have:

$$[\mathbf{C}] = \begin{bmatrix} C_{11} & C_{12} & 0 \\ C_{21} & C_{22} & 0 \\ 0 & 0 & C_{33} \end{bmatrix}, \quad (21a)$$

$$[\mathbf{D}] = \begin{bmatrix} D_{11} & D_{12} & 0 \\ D_{21} & D_{22} & 0 \\ 0 & 0 & D_{33} \end{bmatrix}, \quad (21b)$$

where

$$\begin{aligned} C_{11} &= C_{22} = \frac{1}{2} \left[\sum_l \left(\frac{\partial^2 \phi_l^l}{\partial r_l^2} \right) r_l^2 (n_x^l)^4 + \frac{B}{16} \right]_0, \\ C_{12} &= C_{21} = \frac{1}{2} \left[\sum_l \left(\frac{\partial^2 \phi_l^l}{\partial r_l^2} \right) r_l^2 (n_x^l)^2 (n_y^l)^2 - \frac{B}{16} \right]_0, \\ C_{33} &= 2 \left[\sum_l \left(\frac{\partial^2 \phi_l^l}{\partial r_l^2} \right) r_l^2 (n_x^l)^2 (n_y^l)^2 + \frac{B}{16} \right]_0, \end{aligned} \quad (22a)$$

and

$$\begin{aligned} D_{11} &= D_{22} = \frac{3}{8} r_0^2 \left[3 \left(\frac{\partial \phi_i^S}{\partial \cos \theta_{ijk}} \right)_0 - 14 \left(\frac{\partial \phi_i^S}{\partial \cos \varphi_{ijkl}} \right)_0 \right] - \frac{1}{24} \left[\sum_l \left(\frac{\partial \phi_l^l}{\partial r_l} \right) r_l^3 (n_x^l)^4 \right]_0, \\ D_{12} &= D_{21} = \frac{3}{8} r_0^2 \left[3 \left(\frac{\partial \phi_i^S}{\partial \cos \theta_{ijk}} \right)_0 + 2 \left(\frac{\partial \phi_i^S}{\partial \cos \varphi_{ijkl}} \right)_0 \right] - \frac{1}{24} \left[\sum_l \left(\frac{\partial \phi_l^l}{\partial r_l} \right) r_l^3 (n_x^l)^2 (n_y^l)^2 \right]_0, \\ D_{33} &= -12 r_0^2 \left(\frac{\partial \phi_i^S}{\partial \cos \varphi} \right)_0 - \frac{1}{6} \left[\sum_l \left(\frac{\partial \phi_l^l}{\partial r_l} \right) r_l^3 (n_x^l)^2 (n_y^l)^2 \right]_0. \end{aligned}$$

(22b)

The coefficient B in Eq. (21a) is:

$$B = 9(1-A)^2 \left[4 \left(\frac{\partial \phi_i^S}{\partial \cos \theta_{ijk}} \right)_0 + 6 \left(\frac{\partial^2 \phi_i^S}{\partial \cos \theta_{ijk}^2} \right)_0 - 3 \left(\frac{\partial^2 \phi_i^S}{\partial \cos \theta_{ijk} \partial \cos \theta_{ijl}} \right)_0 \right] - 36r_0(1-A^2) \left(\frac{\partial^2 \phi_i^S}{\partial r_{ij} \partial \cos \theta_{ijk}} \right)_0 \quad (23a)$$

$$+ 4 \left[A^2 \sum_{l_{\text{even}}} \left(\frac{\partial \phi_i^l}{\partial r_l} - \frac{\partial^2 \phi_i^l}{\partial r_l^2} r_l \right) r_l (n_x^l)^2 \right]_0 - 16 \left[A \sum_{l_{\text{even}}} \left(\frac{\partial \phi_i^l}{\partial r_l} - \frac{\partial^2 \phi_i^l}{\partial r_l^2} r_l \right) r_l (n_x^l)^3 \right]_0.$$

where

$$A = \frac{36 \left(\frac{\partial \phi_i^S}{\partial \cos \theta_{ijk}} \right)_0 + 54 \left(\frac{\partial^2 \phi_i^S}{\partial \cos \theta_{ijk}^2} \right)_0 - 27 \left(\frac{\partial^2 \phi_i^S}{\partial \cos \theta_{ijk} \partial \cos \theta_{ijl}} \right)_0 + 8 \sum_{l_{\text{even}}} \left(\frac{\partial \phi_i^l}{\partial r_l} - \frac{\partial^2 \phi_i^l}{\partial r_l^2} r_l \right)_0 r_l (n_x^l)^3}{36 \left(\frac{\partial \phi_i^S}{\partial \cos \theta_{ijk}} \right)_0 + 54 \left(\frac{\partial^2 \phi_i^S}{\partial \cos \theta_{ijk}^2} \right)_0 + 36r_0 \left(\frac{\partial^2 \phi_i^S}{\partial r_{ij} \partial \cos \theta_{ijk}} \right)_0 - 27 \left(\frac{\partial^2 \phi_i^S}{\partial \cos \theta_{ijk} \partial \cos \theta_{ijl}} \right)_0 + 4 \sum_{l_{\text{even}}} \left(\frac{\partial^2 \phi_i^l}{\partial r_l^2} \right)_0 r_l^2 (n_x^l)^2}. \quad (23b)$$

The index $l = S, L$ and r_0 is equilibrium bond length. n_x^l and n_y^l are the x and y components of l th neighbor direction vector prior to deformation.

The positive definiteness of $[\mathbf{C}]$ obeys the requirements:

$$\begin{aligned} C_{11} + C_{12} &> 0 \\ C_{11} - C_{12} &> 0 \quad . \\ C_{33} &> 0 \end{aligned} \quad (24a)$$

The positive definiteness of $[\mathbf{D}]$ obeys the requirements:

$$\begin{aligned} D_{11} + D_{12} &> 0 \\ D_{11} - D_{12} &> 0 \quad . \\ D_{33} &> 0 \end{aligned} \quad (24b)$$

If condition in (24a) are not satisfied, the honeycomb structure cannot resist the in-plane distortion. When $C_{11} + C_{12} \leq 0$, the atoms in the materials possess no cohesion and these atoms cannot form solid even fluid. When $C_{11} - C_{12} \leq 0$, the equibiaxial tension-compression happens spontaneously, and the materials lose the ability of resisting uniaxial compression. When $C_{33} \leq 0$, the ability of resisting shear deformation vanishes, and it manifests as fluid. Thus, if the condition in (24a) is not satisfied, the material can be considered as a gas, gel or fluid, rather than a solid. It is

in accord with Born's results^[35], which is obtained from investigation of the stability of 3-D materials.

Moreover, if condition in (24b) are violated, the honeycomb structure cannot resist out-of-plane perturbation. When $D_{11} + D_{12} \leq 0$ or $D_{11} - D_{12} \leq 0$, the 2-D material becomes saddle-like or crimped spontaneously. When $D_{33} \leq 0$, the spontaneous twist of suspended 2-D materials occurs. Thus, if the condition in (24b) is not satisfied, the honeycomb configuration of 2-D materials cannot stably exist. It may change to other configuration of low-D materials or quasi low-D materials, or even 3-D materials.

Since the long-range interactions are weak, especially for covalent system (e.g. the cutoff radius for carbon bonding is 2.0\AA ^[23]), it can be assumed that the interatomic potential only possesses the short-range interaction, that is to say, $\phi_i^L = 0$,

$\left(\frac{\partial \phi_i^S}{\partial r_{ij}}\right)_0 = 0$. The total interatomic potential becomes:

$$\Phi = \frac{1}{2} N \sum_j^{Neighbour} \phi_i^S(r_{ij}, \{\cos\theta\}, \{\cos\varphi\}). \quad (25)$$

Then we have:

$$\begin{aligned} C_{11} &= C_{22} = \frac{9}{16} r_0^2 \left(\frac{\partial^2 \phi_i^S}{\partial r_{ij}^2} \right)_0 + \frac{1}{32} B \\ C_{12} &= C_{21} = \frac{3}{16} r_0^2 \left(\frac{\partial^2 \phi_i^S}{\partial r_{ij}^2} \right)_0 - \frac{1}{32} B, \\ C_{33} &= \frac{3}{4} r_0^2 \left(\frac{\partial^2 \phi_i^S}{\partial r_{ij}^2} \right)_0 + \frac{1}{8} B \end{aligned} \quad (26a)$$

and

$$\begin{aligned}
D_{11} = D_{22} &= \frac{3}{8} r_0^2 \left[3 \left(\frac{\partial \phi_i^S}{\partial \cos \theta_{ijk}} \right)_0 - 14 \left(\frac{\partial \phi_i^S}{\partial \cos \varphi_{ijkl}} \right)_0 \right] \\
D_{12} = D_{21} &= \frac{3}{8} r_0^2 \left[3 \left(\frac{\partial \phi_i^S}{\partial \cos \theta_{ijk}} \right)_0 + 2 \left(\frac{\partial \phi_i^S}{\partial \cos \varphi_{ijkl}} \right)_0 \right] . \\
D_{33} &= -12 r_0^2 \left(\frac{\partial \phi_i^S}{\partial \cos \varphi} \right)_0
\end{aligned} \tag{26b}$$

The mechanical stability conditions become

$$\begin{aligned}
C_{11} + C_{12} &> 0 \\
C_{11} - C_{12} &> 0 \\
C_{33} &> 0
\end{aligned} \rightarrow \begin{aligned} &\left(\frac{\partial^2 \phi_i^S}{\partial r_{ij}^2} \right)_0 > 0 \\ &6 r_0^2 \left(\frac{\partial^2 \phi_i^S}{\partial r_{ij}^2} \right)_0 + B > 0 \end{aligned} , \tag{27a}$$

and

$$\begin{aligned}
D_{11} + D_{12} &> 0 \\
D_{11} - D_{12} &> 0 \\
D_{33} &> 0
\end{aligned} \rightarrow \begin{aligned} &\left(\frac{\partial \phi_i^S}{\partial \cos \theta_{ijk}} \right)_0 - 2 \left(\frac{\partial \phi_i^S}{\partial \cos \varphi_{ijkl}} \right)_0 > 0 \\ &\left(\frac{\partial \phi_i^S}{\partial \cos \varphi_{ijkl}} \right)_0 < 0 \end{aligned} . \tag{27b}$$

Graphene is a typical 2-D elemental material with planar honeycomb structure, which is made up of carbon atoms. According to second-generation REBO potential for carbon bonding^[23], we have:

$$\begin{aligned}
\left(\frac{\partial^2 \phi_i^S}{\partial r_{ij}^2} \right)_0 &= 4356.41 \frac{eV}{nm^2} > 0 \\
6 r_0^2 \left(\frac{\partial^2 \phi_i^S}{\partial r_{ij}^2} \right)_0 + B &= 455.05 eV > 0 \\
\left(\frac{\partial \phi_i^S}{\partial \cos \theta_{ijk}} \right)_0 - 2 \left(\frac{\partial \phi_i^S}{\partial \cos \varphi_{ijkl}} \right)_0 &= 1.502 eV > 0 \\
\left(\frac{\partial \phi_i^S}{\partial \cos \varphi_{ijkl}} \right)_0 &= -0.353 eV < 0
\end{aligned} .$$

As a result, carbon has a stable planar honeycomb structure. Here, we clarify

whether the other group-IV elements such as silicon and germanium have stable planar honeycomb structures. Since the atoms of silicon and germanium are larger than that of carbon, the long-range interaction of these atoms also vanishes^[36]. We can adopt the REBO potential for silicon bonding^[37] and the Tersoff type potential for germanium bonding^[38]. The inequations in (27a) for silicon are

$$\begin{aligned} \left(\frac{\partial^2 \phi_i^S}{\partial r_{ij}^2} \right)_0 &= 1208.02 \frac{eV}{nm^2} > 0 \\ 6r_0^2 \left(\frac{\partial^2 \phi_i^S}{\partial r_{ij}^2} \right)_0 + B &= 175.48 eV > 0 \end{aligned},$$

and for germanium are

$$\begin{aligned} \left(\frac{\partial^2 \phi_i^S}{\partial r_{ij}^2} \right)_0 &= 826.32 \frac{eV}{nm^2} > 0 \\ 6r_0^2 \left(\frac{\partial^2 \phi_i^S}{\partial r_{ij}^2} \right)_0 + B &= 332.00 eV > 0 \end{aligned}.$$

As a result, the planar honeycomb structure of silicon and germanium is in-plane stable.

Due to weak π bonding, the torsion term in extant interatomic potentials for silicon and germanium is negligible^[36]. Therefore, $\left(\frac{\partial \phi_i^S}{\partial \cos \varphi_{ijkl}} \right)_0$ in silicon or germanium interaction equals to zero. According to the second inequation in (27b), the out-of-plane perturbation would destroy the planar honeycomb configuration of silicon and germanium and such configuration could not stably exist.

The phase diagrams derived from (27) are shown in Fig. 2.

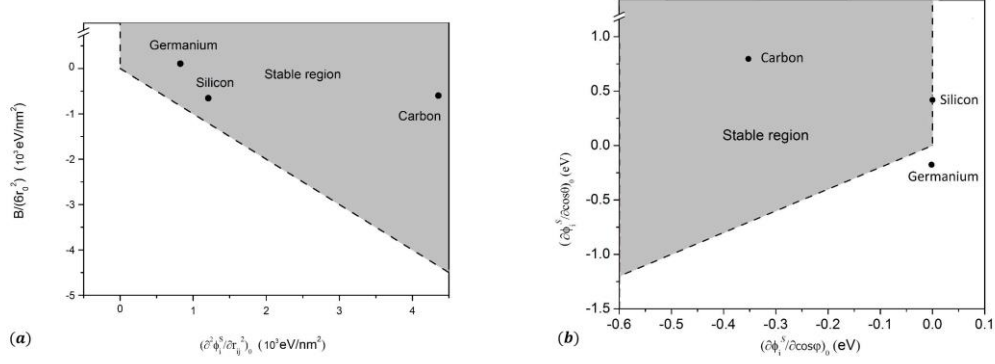


Fig. 2. Phase diagrams of planar honeycomb structure. (a) is derived from eq. (27a), (b) is derived from eq. (27b). The relevant derivatives of interatomic potential for carbon^[23], silicon^[37] and germanium^[38] are marked by black dots.

The gray region in Fig. 2 corresponds to the stable region. The edge of this region is derived by positive semidefiniteness of $[\mathbf{C}]$ or $[\mathbf{D}]$ and the white region implies non-positive definiteness. Both of them represent unstable region. Fig. 2 shows the planar honeycomb structure of silicon and germanium is wrinkled spontaneously, because of non-positive definiteness of $[\mathbf{D}]$.

(b) *Square structure* Square structure is a simple structure. The square structure and the related angles of interaction between atom i and atom j are shown in Fig.1(c).

The forms of $[\mathbf{C}]$ and $[\mathbf{D}]$ in square structure are the same as which in honeycomb, using the symmetry in square structure, we obtain:

$$\begin{aligned}
C_{11} &= C_{22} = \frac{1}{2} \left[\sum_l \left(\frac{\partial^2 \phi_l^l}{\partial r_l^2} r_l - \frac{\partial \phi_l^l}{\partial r_l} \right) r_l (n_x^l)^4 \right]_0, \\
C_{12} &= \frac{1}{2} \left[\sum_l \left(\frac{\partial^2 \phi_l^l}{\partial r_l^2} r_l - \frac{\partial \phi_l^l}{\partial r_l} \right) r_l (n_x^l)^2 (n_y^l)^2 \right]_0, \\
C_{33} &= 32 \left(\frac{\partial^2 \phi_i^s}{\partial \cos \theta_{ijk}^2} - \frac{\partial^2 \phi_i^s}{\partial \cos \theta_{ijk} \partial \cos \theta_{ijl}} \right)_{\theta_{ijk}, \theta_{ijl} = \frac{\pi}{2}} + 2 \left[\sum_l \left(\frac{\partial^2 \phi_l^l}{\partial r_l^2} r_l - \frac{\partial \phi_l^l}{\partial r_l} \right) r_l (n_x^l)^2 (n_y^l)^2 \right]_0,
\end{aligned} \tag{28a}$$

and

$$\begin{aligned}
D_{11} &= D_{22} = 2r_0^2 \left[\left(\frac{\partial^2 \phi_i^s}{\partial \cos \theta_{ijk}} \right)_{\theta_{ijk} = \pi} - \left(\frac{\partial \phi_i^s}{\partial \cos \theta_{ijkl}} \right)_0 \right] - \frac{1}{24} \left[\sum_l \left(\frac{\partial \phi_l^l}{\partial r_l} \right) r_l^3 (n_x^l)^4 \right]_0, \\
D_{12} &= 2r_0^2 \left(\frac{\partial \phi_i^s}{\partial \cos \theta_{ijk}} \right)_{\theta_{ijk} = \frac{\pi}{2}} - \frac{1}{24} \left[\sum_l \left(\frac{\partial \phi_l^l}{\partial r_l} \right) r_l^3 (n_x^l)^2 (n_y^l)^2 \right]_0, \\
D_{33} &= -8r_0^2 \left(\frac{\partial \phi_i^s}{\partial \cos \theta_{ijkl}} \right)_0 - \frac{1}{6} \left[\sum_l \left(\frac{\partial \phi_l^l}{\partial r_l} \right) r_l^3 (n_x^l)^2 (n_y^l)^2 \right]_0.
\end{aligned} \tag{28b}$$

Similarly, when the potential of square lattice only possesses short-range interaction,

we have

$$\begin{aligned}
C_{11} &= C_{22} = r_0^2 \left(\frac{\partial^2 \phi_i^s}{\partial r_{ij}^2} \right)_0, \quad C_{12} = 0, \\
C_{33} &= 32 \left[\left(\frac{\partial^2 \phi_i^s}{\partial \cos \theta_{ijk}^2} - \frac{\partial^2 \phi_i^s}{\partial \cos \theta_{ijk} \partial \cos \theta_{ijl}} \right)_{\theta_{ijk}, \theta_{ijl} = \frac{\pi}{2}} \right],
\end{aligned} \tag{29a}$$

$$\begin{aligned}
D_{11} &= D_{22} = 2r_0^2 \left[\left(\frac{\partial^2 \phi_i^s}{\partial \cos \theta_{ijk}} \right)_{\theta_{ijk} = \pi} - \left(\frac{\partial \phi_i^s}{\partial \cos \theta_{ijkl}} \right)_0 \right], \\
D_{12} &= 2r_0^2 \left(\frac{\partial \phi_i^s}{\partial \cos \theta_{ijk}} \right)_{\theta_{ijk} = \frac{\pi}{2}}, \quad D_{33} = -8r_0^2 \left(\frac{\partial \phi_i^s}{\partial \cos \theta_{ijkl}} \right)_0,
\end{aligned} \tag{29b}$$

It could be defined:

$$C' = \left(\frac{\partial^2 \phi_i^s}{\partial \cos \theta_{ijk}^2} - \frac{\partial^2 \phi_i^s}{\partial \cos \theta_{ijk} \partial \cos \theta_{ijl}} \right)_{\theta_{ijk}, \theta_{ijl} = \frac{\pi}{2}}. \tag{30}$$

Hence the mechanical stability conditions of 2-D square structure materials are:

$$\left(\frac{\partial^2 \phi_i^s}{\partial r_{ij}^2} \right)_0 > 0, \quad (31a)$$

$$C' > 0,$$

$$\left(\frac{\partial^2 \phi_i^s}{\partial \cos \theta_{ijk}} \right)_{\theta_{ijk}=\pi} + \left(\frac{\partial \phi_i^s}{\partial \cos \theta_{ijk}} \right)_{\theta_{ijk}=\frac{\pi}{2}} - \left(\frac{\partial \phi_i^s}{\partial \cos \varphi_{ijkl}} \right)_0 > 0,$$

$$\left(\frac{\partial^2 \phi_i^s}{\partial \cos \theta_{ijk}} \right)_{\theta_{ijk}=\pi} - \left(\frac{\partial \phi_i^s}{\partial \cos \theta_{ijk}} \right)_{\theta_{ijk}=\frac{\pi}{2}} - \left(\frac{\partial \phi_i^s}{\partial \cos \varphi_{ijkl}} \right)_0 > 0, \quad (31b)$$

$$\left(\frac{\partial \phi_i^s}{\partial \cos \varphi_{ijkl}} \right)_0 < 0.$$

The phase diagrams derived from (31) are shown below:

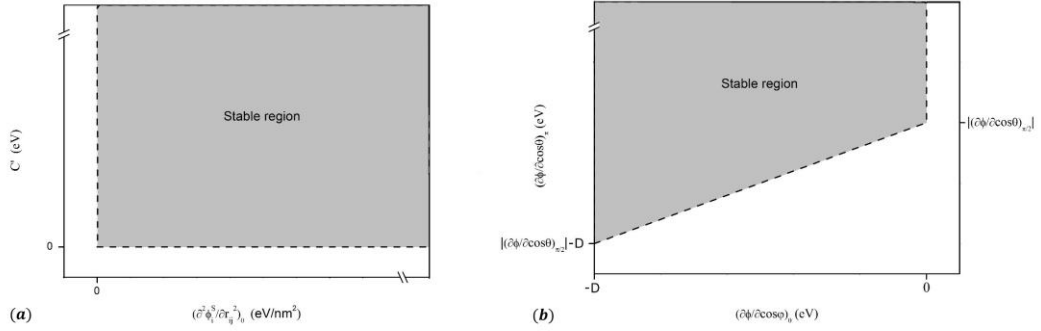


FIG. 3. Phase diagrams of planar square structure. (a) is derived from eq. (31a),

(b) is derived from eq. (31b).

(c) *Triangular structure* Triangular structure is an also simple structure. The triangular structure and the related angles of interaction between atom i and atom j are shown in Fig.1(d).

Similarly, $[C]$ and $[D]$ have the same forms of Eq. (21), the matrix elements are:

$$C_{11} = C_{22} = \frac{3}{32} C_0 + \frac{1}{2} \left[\sum_l \left(\frac{\partial^2 \phi_l'}{\partial r_l^2} \right) r_l^2 (n_x^l)^4 \right]_0, \\ C_{12} = -\frac{3}{32} C_0 + \frac{1}{2} \left[\sum_l \left(\frac{\partial^2 \phi_l'}{\partial r_l^2} \right) r_l^2 (n_x^l)^2 (n_y^l)^2 \right]_0, \quad (32a)$$

$$C_{33} = \frac{3}{8} C_0 + 2 \left[\sum_l \left(\frac{\partial^2 \phi_l'}{\partial r_l^2} \right) r_l^2 (n_x^l)^2 (n_y^l)^2 \right]_0, \\ D_{11} = D_{22} = D_1 - \frac{1}{24} \left[\sum_l \left(\frac{\partial \phi_l'}{\partial r_l} \right) r_l^3 (n_x^l)^4 \right]_0, \\ D_{12} = D_2 - \frac{1}{24} \left[\sum_l \left(\frac{\partial \phi_l'}{\partial r_l} \right) r_l^3 (n_x^l)^2 (n_y^l)^2 \right]_0, \quad (32b) \\ D_{33} = D_3 - \frac{1}{6} \left[\sum_l \left(\frac{\partial \phi_l'}{\partial r_l} \right) r_l^3 (n_x^l)^2 (n_y^l)^2 \right]_0,$$

where

$$C_0 = 3 \left\{ 2 \left[\left(\frac{\partial \phi}{\partial \cos \theta_{ijk}} \right)_{\theta_{ijk} = \frac{2\pi}{3}} - \left(\frac{\partial \phi}{\partial \cos \theta_{ijk}} \right)_{\theta_{ijk} = \frac{\pi}{3}} \right] + 3 \left[\left(\frac{\partial^2 \phi}{\partial \cos^2 \theta_{ijk}} \right)_{\theta_{ijk} = \frac{2\pi}{3}} + \left(\frac{\partial^2 \phi}{\partial \cos^2 \theta_{ijk}} \right)_{\theta_{ijk} = \frac{\pi}{3}} \right] \right. \\ \left. - 6 \left(\frac{\partial^2 \phi}{\partial \cos \theta_{ijk} \partial \cos \theta_{ijl}} \right)_{\theta_{ijk} = \frac{2\pi}{3}; \theta_{ijl} = \frac{\pi}{3}} - 2r_0 \left[\left(\frac{\partial^2 \phi}{\partial r \partial \cos \theta_{ijk}} \right)_{\theta_{ijk} = \frac{2\pi}{3}} - \left(\frac{\partial^2 \phi}{\partial r \partial \cos \theta_{ijk}} \right)_{\theta_{ijk} = \frac{\pi}{3}} \right] \right\}, \quad (33a)$$

$$D_1 = r_0^2 \left[\frac{1}{4} D_1' + \frac{3}{4} D_2' - 21 \left(\frac{\partial \phi_i^S}{\partial \cos \varphi_{ijkl}} \right)_0 \right], \\ D_2 = r_0^2 \left[\frac{1}{4} D_1' + \frac{1}{4} D_2' + \left(\frac{\partial \phi_i^S}{\partial \cos \varphi_{ijkl}} \right)_0 \right], \quad (33b) \\ D_3 = r_0^2 \left[D_2' - 44 \left(\frac{\partial \phi_i^S}{\partial \cos \varphi_{ijkl}} \right)_0 \right],$$

and

$$\begin{aligned}
D_1' &= 9 \left[\left(\frac{\partial^2 \phi_i^S}{\partial \cos \theta_{ijk}} \right)_{\theta_{ijk}=\frac{\pi}{3}} + \left(\frac{\partial^2 \phi_i^S}{\partial \cos \theta_{ijk}} \right)_{\theta_{ijk}=\frac{2\pi}{3}} \right], \\
D_2' &= 3 \left[\left(\frac{\partial^2 \phi_i^S}{\partial \cos \theta_{ijk}} \right)_{\theta_{ijk}=\pi} - \left(\frac{\partial^2 \phi_i^S}{\partial \cos \theta_{ijk}} \right)_{\theta_{ijk}=\frac{\pi}{3}} \right].
\end{aligned} \tag{33c}$$

When the interatomic potential only possesses short-range interaction, we have

$$\begin{aligned}
C_{11} = C_{22} &= \frac{3}{32} r_0^2 \left[3 \left(\frac{\partial^2 \phi_i^S}{\partial r_{ij}^2} \right)_0 + \frac{C_0}{r_0^2} \right], \\
C_{12} &= \frac{3}{32} r_0^2 \left[\left(\frac{\partial^2 \phi_i^S}{\partial r_{ij}^2} \right)_0 - \frac{C_0}{r_0^2} \right], \quad C_{33} = \frac{3}{8} r_0^2 \left[\left(\frac{\partial^2 \phi_i^S}{\partial r_{ij}^2} \right)_0 + \frac{C_0}{r_0^2} \right],
\end{aligned} \tag{34a}$$

$$\begin{aligned}
D_{11} = D_{22} &= r_0^2 \left[\frac{1}{4} D_1' + \frac{3}{4} D_2' - 21 \left(\frac{\partial \phi_i^S}{\partial \cos \varphi_{ijkl}} \right)_0 \right], \\
D_{12} &= r_0^2 \left[\frac{1}{4} D_1' + \frac{1}{4} D_2' + \left(\frac{\partial \phi_i^S}{\partial \cos \varphi_{ijkl}} \right)_0 \right], \\
D_{33} &= r_0^2 \left[D_2' - 44 \left(\frac{\partial \phi_i^S}{\partial \cos \varphi_{ijkl}} \right)_0 \right].
\end{aligned} \tag{34b}$$

The mechanical stability conditions are:

$$\begin{aligned}
\left(\frac{\partial^2 \phi_i^S}{\partial r_{ij}^2} \right)_0 &> 0, \\
\left(\frac{\partial^2 \phi_i^S}{\partial r_{ij}^2} \right)_0 + \frac{C_0}{r_0^2} &> 0,
\end{aligned} \tag{35a}$$

$$\begin{aligned}
D_1' + 2D_2' - 40 \left(\frac{\partial \phi_i^S}{\partial \cos \varphi_{ijkl}} \right)_0 &> 0, \\
D_2' - 44 \left(\frac{\partial \phi_i^S}{\partial \cos \varphi_{ijkl}} \right)_0 &> 0.
\end{aligned} \tag{35b}$$

The phase diagrams derived from (35) are shown below:

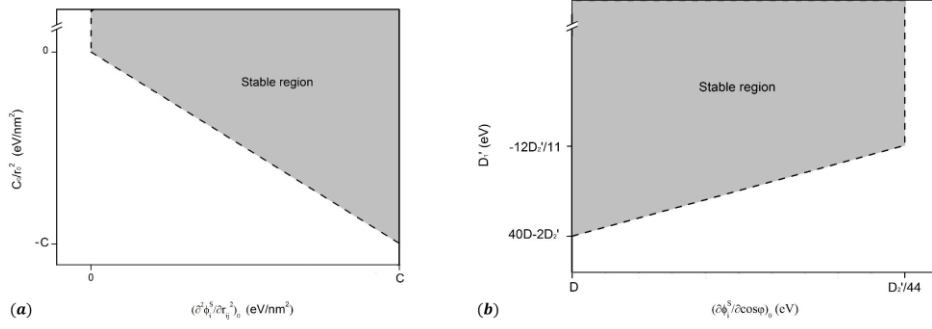


FIG. 4. Phase diagrams of planar square structure. (a) is derived from eq. (35a), (b) is derived from eq. (35b).

IV. Existence critirion of low-D materials described by typical atomistic potential

A. Results for pair potential

Pair potential, which only depends on radial distance of two interacting atoms, possesses the simplest form and it could well describes the interatomic interaction of some molecular crystals and atomic crystals. In the case of pair potential, the bond angle and torsion angle terms in Eq. (2) vanish, which results in $\frac{\partial \phi_i^s}{\partial \cos \theta_{ijk}} = 0$ and $\frac{\partial \phi_i^s}{\partial \cos \phi_{ijkl}} = 0$. Here we qualitatively prove that pair potential is inappropriate to describe the physical properties of straight/planar low-D materials.

Notice that $\frac{\partial \phi_i^s}{\partial \cos \theta} = 0$ contradicts the inequation in (19b), the pair potential cannot be used to investigate 1-D monatomic chains.

For the three permissible planar 2-D lattice structures, the inequations derived from the positive definiteness of $[\mathbf{D}]$ have the same forms

$$\begin{aligned}
\sum_l \left(\frac{\partial \phi_i^l}{\partial r_l} \right)_0 (r_l^3)_0 \left[(n_x^l)^4 - (n_x^l)^2 (n_y^l)^2 \right] &< 0, \\
\sum_l \left(\frac{\partial \phi_i^l}{\partial r_l} \right)_0 (r_l^3)_0 \left[(n_x^l)^4 + (n_x^l)^2 (n_y^l)^2 \right] &< 0, \\
\sum_l \left(\frac{\partial \phi_i^l}{\partial r_l} \right)_0 (r_l^3)_0 (n_x^l)^2 (n_y^l)^2 &< 0.
\end{aligned} \tag{36}$$

Obviously, these inequations are not independent: the second one can be derived by linear combination of the first and third one. We define the equilibrium distance of pair potential is r_p , i.e. $\frac{\partial \phi_i^l}{\partial r_l} = 0$ for $r_l = r_p$, and $\frac{\partial \phi_i^l}{\partial r_l} > 0$ for $r_l > r_p$. As the first neighbor interaction ϕ_i^s makes the dominant contribution to total potential, equilibrium bond length r_0 must be near to r_p . As a result, the L th-nearest neighbor distance $r_L > r_p$, and we have $\left(\frac{\partial \phi_i^L}{\partial r_L} \right)_0 > 0$.

Owing to the symmetry of the three lattice structures, Eq. (14a) can be rewritten as

$$\sum_s \left(\frac{\partial \phi_i^s}{\partial r_{ij}} \right) r_0 \left[(n_x^s)^4 + (n_x^s)^2 (n_y^s)^2 \right] + \sum_L \left(\frac{\partial \phi_i^L}{\partial r_L} \right) (r_L)_0 \left[(n_x^L)^4 + (n_x^L)^2 (n_y^L)^2 \right] = 0. \tag{37}$$

Adapting the form of the second inequation in (36), one can obtain

$$\sum_s \left(\frac{\partial \phi_i^s}{\partial r_{ij}} \right)_0 r_0 \left[(n_x^s)^4 + (n_x^s)^2 (n_y^s)^2 \right] + \sum_L \left(\frac{\partial \phi_i^L}{\partial r_L} \right)_0 (r_L)_0 \left(\frac{r_L}{r_0} \right)_0^2 \left[(n_x^L)^4 + (n_x^L)^2 (n_y^L)^2 \right] < 0. \tag{38}$$

The difference between l.h.s. of Eq.(37) and (38) is the second term in (37) multiply by $\left(\frac{r_L}{r_0} \right)_0^2$. As $\left(\frac{r_L}{r_0} \right)_0 > 1$ and $\left(\frac{\partial \phi_i^L}{\partial r_L} \right)_0 > 0$, one can immediately obtain:

$$\sum_L \left(\frac{\partial \phi_i^L}{\partial r_L} \right)_0 r_L \left(\frac{r_L}{r_0} \right)_0^2 \left[(n_x^L)^4 + (n_x^L)^2 (n_y^L)^2 \right] > \sum_L \left(\frac{\partial \phi_i^L}{\partial r_L} \right)_0 (r_L)_0 \left[(n_x^L)^4 + (n_x^L)^2 (n_y^L)^2 \right]. \tag{39}$$

Considering Eq. (37), the inequation in (39) results in

$$\sum_s \left(\frac{\partial \phi_i^s}{\partial r_{ij}} \right)_0 r_0 \left[(n_x^s)^4 + (n_x^s)^2 (n_y^s)^2 \right] + \sum_L \left(\frac{\partial \phi_i^L}{\partial r_L} \right)_0 (r_L)_0 \left(\frac{r_L}{r_0} \right)_0^2 \left[(n_x^L)^4 + (n_x^L)^2 (n_y^L)^2 \right] > 0. \quad (40)$$

This result contradicts the inequation in (38), namely, $[\mathbf{D}]$ is non-positive definite for any pair potential crystals.

As a result, by only considering pair potential, the straight/planar low-D materials are unstable. In this sense, these materials can only be understood by assuming multi-body interatomic potentials.

B. Results for the REBO potential

The REBO potential is one of the effective analytical multi-body potentials. Despite it lacks long-range interactions, REBO potential predicts rather accurate value of lattice constant, force constants, and elastic constants of diamond and graphite. The general formulation of REBO potential is^[39]

$$\phi_i^{REBO} = \sum_j^{Neighbour} \phi_{ij}, \quad (41)$$

$$\phi_{ij} = f_c(r_{ij}) [\phi^R(r_{ij}) - B_{ij}(\{\cos\theta\}, \{\cos\varphi\}) \phi^A(r_{ij})],$$

where ϕ_{ij} is the interaction energy between the neighbor atoms i and j , r_{ij} is the distance between the two atoms. $f_c(r_{ij})$ is defined by a switching function. ϕ^R and ϕ^A are pair-additive repulsive and attractive interactions, respectively. B_{ij} is the total bond order between atoms i and j , and it can be further written as

$$B_{ij} = \frac{b_{ij} + b_{ji}}{2} + \Pi_{ij} + T_{ij}, \quad (42)$$

where b_{ij} and b_{ji} are covalent bonding terms, and for elemental materials, it gives

$$b_{ij} = \left[1 + \sum_{k \neq i, j} G(\cos \theta_{ijk}) \right]^{\frac{1}{2}}, \quad (43)$$

where $G(\cos \theta_{ijk})$ represents the contribution of bond angles to the covalent bonding term, and it can be expressed as a six-order spline function. Π_{ij} is conjugation term that depends on local conjugation, and T_{ij} is torsion term

$$T_{ij} = T_0 \left[\sum_{k \neq i, j} \sum_{l \neq i, j} (1 - \cos^2 \varphi_{ijkl}) \right], \quad (44)$$

where T_0 depends on the coordinate number.

By assuming REBO potential, the mechanical stability condition of 1-D monatomic chains in (19) is:

$$\phi^{R''}(r_0) - B_{ij} \phi^{A''}(r_0) > 0, \quad (45a)$$

$$b_{ij}^3 \left(-1, -\frac{1}{2} \right) G'(-1) > 0. \quad (45b)$$

Since the interatomic potential increases rapidly when atoms deviate away from the equilibrium position, $\phi^{R''}(r_0) - B_{ij} \phi^{A''}(r_0)$ is a relatively large positive value. The inequations in (45a) could be true.

As $G(\cos \theta_{ijk})$ is not an analytical function in REBO potential, the properties of $G(\cos \theta_{ijk})$ would be illustrated qualitatively. It is reasonable that smaller angle have much greater influence on bond order than larger one. Hence $G(\cos \theta_{ijk})$ should be a monotonic increasing function, which means $G'(\cos \theta_{ijk}) > 0$. Since $b_{ij}(\{\cos \theta_{ijk}\}) > 0$, inequation in (45b) is also true. Therefore, the 1-D monatomic chains could be stable.

In the case of REBO potential, the mechanical stability conditions for the planar

honeycomb, square and triangular structures are shown in (27), (31) and (35) respectively.

For honeycomb structure, (27) yields

$$\begin{aligned}\phi^{R''}(r_0) - B_{ij}\phi^{A''}(r_0) &> 0 \\ \phi^{R''}(r_0) - B_{ij}\phi^{A''}(r_0) + \frac{B}{6r_0} &> 0,\end{aligned}\tag{46a}$$

$$\begin{aligned}b_{ij}^3 \left(-\frac{1}{2}, -\frac{1}{2} \right) G' \left(-\frac{1}{2} \right) &> 16T_0. \\ T_0 &< 0\end{aligned}\tag{46b}$$

As demonstrated above, $\phi^{R''}(r_0) - B_{ij}\phi^{A''}(r_0)$ is a relatively large positive value. The inequations in (46a) could be true.

$T_0 < 0$ implies the energy of planar configuration is lower than that of twisty configuration, and it is the basic requirement for planar lattice. Since $b_{ij}(\{\cos\theta_{ijk}\}) > 0$ and $G'(\cos\theta_{ijk}) > 0$, conditions in (46b) could be satisfied simultaneously. Therefore, the planar honeycomb structure could be stable.

For square structure, the inequations in (31) can be converted to

$$\begin{aligned}\phi^{R''}(r_0) - B_{ij}\phi^{A''}(r_0) &> 0, \\ G''(0) &> 0\end{aligned},\tag{47a}$$

$$\begin{aligned}b_{ij}^3(0,0,-1)[G'(-1) + G'(0)] &> 8T_0 \\ b_{ij}^3(0,0,-1)[G'(-1) - G'(0)] &> 8T_0. \\ T_0 &< 0\end{aligned}\tag{47b}$$

According to the parameters for the angular contribution to the bond order for carbon^[23] and silicon^[36] bonding, we assume that, for many covalent systems, $G'(\cos\theta_{ijk})$ also would be a monotonic increasing function and it implies $G'(-1) - G'(0) < 0$. However, $|G'(-1) - G'(0)|$ is an order of magnitude larger than $|T_0|$, due to relatively low torsional barrier^[28]. Thus, the inequations in (47b) could

contradict each other. The planar square structure could not stably exist.

For triangular structure, the conditions in (35) can be converted to

$$\begin{aligned}\phi^{R''}(r_0) - B_{ij}\phi^{A''}(r_0) &> 0 \\ \phi^{R''}(r_0) - B_{ij}\phi^{A''}(r_0) + C_0 &> 0\end{aligned}\quad (48a)$$

$$\begin{aligned}b_{ij}^3 \left(\frac{1}{2}, \frac{1}{2}, -\frac{1}{2}, -\frac{1}{2}, -1 \right) \left[G' \left(\frac{1}{2} \right) + 3G' \left(-\frac{1}{2} \right) + 2G'(-1) \right] &> \frac{320}{3} T_0 \\ b_{ij}^3 \left(\frac{1}{2}, \frac{1}{2}, -\frac{1}{2}, -\frac{1}{2}, -1 \right) \left[G'(-1) - G' \left(\frac{1}{2} \right) \right] &> \frac{352}{3} T_0\end{aligned}\quad (48b)$$

It seems that the inequations in (48) could be satisfied simultaneously. However, the coordinate number in planar configuration is no more than 4 because of the directivity and saturability of covalent bonding^[40]. Since the coordinate number of planar triangular structure is 6, the 2-D structure could not exist.

Besides, when the coordinate number increases, the bonds are weakened, which results in bond length increases. The bond length of planar triangular structure seems to be relatively long. Take carbon bonding as an example, the bond length of planar carbon triangular lattice is $r_0 = 2.10 \text{ \AA}$ for the REBO potential. However, the maximum cutoff parameter of switching function $f_c(r_{ij})$ is 2.0 \AA , the carbon atoms in triangular lattice possess no cohesion, and thus it is not stable.

Therefore, according to the REBO potential, 1-D monatomic chain and the planar honeycomb structure are the most stable configuration.

V. Tentative exploration of 2-D honeycomb-like buckled structure

Most 2-D materials discovered at present stage, are not in planar forms^[20, 41, 42]. It is shown that the stable low-D structure for silicon and germanium is the honeycomb-

like buckled structure. In this structure, the neighboring atoms are located in different parallel planes with the distance between these two planes is $2\delta^{[41]}$ (Fig. 5).

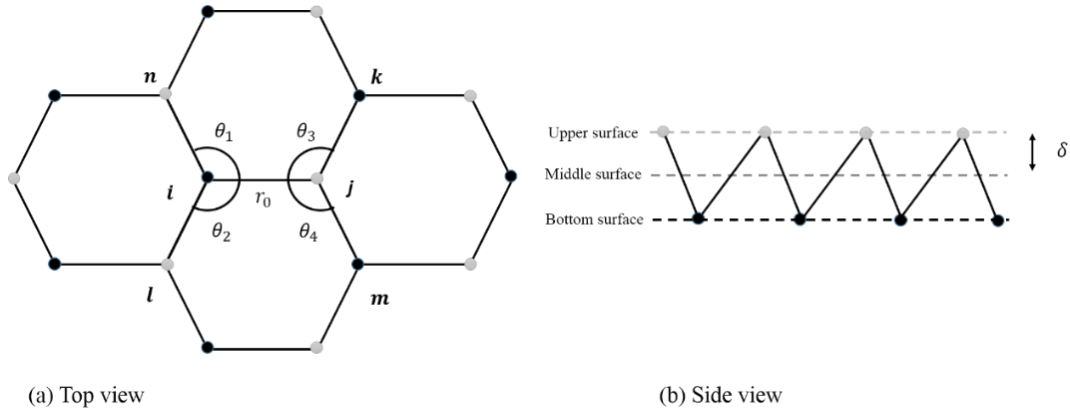


FIG. 5 The honeycomb-like buckled structure

Here we explore the existence criterion of honeycomb-like buckled structure. Assume that the interatomic potential only possesses short-range interaction and the torsion angle term vanishes, the total interatomic potential is:

$$\Phi = \frac{1}{2} N \sum_{S; k \neq i, j} \phi_i^S(r_{ij}, \cos \theta_{ijk}), \quad (49)$$

where the initial value of r_{ij} is $\sqrt{r_0^2 + 4\delta^2}$.

An extremal Φ requires $\left(\frac{\partial \Phi}{\partial r_{ij}} \right)_0 = \left(\frac{\partial \Phi}{\partial \cos \theta} \right)_0 = 0$, since there is no geometric constraint for r_{ij} and θ_{ijk} . With the description of smooth curved surface, it is noteworthy that Eq. (5) is no longer applicable for the buckled structure, as the initial radius of curvature is comparable to the atomic spacing. In viewpoint of differential geometry, the honeycomb-like buckled structure is consist of three surface: upper surface, middle surface and bottom surface (Fig. 5(b)). The upper surface contains the all atoms of one of sub-lattices, the bottom one contains the rest, and the middle one is considered as a reference surface. The deformed r_{ij} and $\cos \theta_{ijk}$ are

given in Appendix.

The analytical form of $[\mathbf{C}]$ and $[\mathbf{D}]$ of buckled structure is complicated. Using the Tersoff type potential^[38], the optimizing structural parameters and numerical value of elements of $[\mathbf{C}]$ and $[\mathbf{D}]$ for silicene and germanene are shown in Table I.

	r_0 (nm)	δ (nm)	C_{11} (eV)	C_{12} (eV)	C_{33} (eV)	D_{11} (eV · nm ²)	D_{12} (eV · nm ²)	D_{33} (eV · nm ²)
Silicene	0.23	0.022	48.72	-6.44	110.32	0.11	0.036	0.14
Germanene	0.23	0.033	42.46	-8.76	102.45	0.26	0.088	0.35

TABLE I. The structural parameters and elements of $[\mathbf{C}]$ and $[\mathbf{D}]$ for silicene and germanene, where $C_{13} = C_{23} = 0$, $D_{13} = D_{23} = 0$.

Evidently, both $[\mathbf{C}]$ and $[\mathbf{D}]$ for silicene and germanene are positive definite. Therefore, according to our method, the honeycomb-like buckled structures of silicon and germanium are stable rather than planar configuration. This result is consistent with recent theories and experiments of silicene and germanene^[5, 6, 20, 36].

VI. Summary

To summarize, an atomistic-based existence criterion of low-D materials is established as follows: 1. Determining the permissible structures by deriving the extreme value condition of the potential energy Φ of the system. 2. Determining the mechanical stability of these structures by analyzing positive definiteness of the block diagonal matrix $[\mathbf{M}]$, whose elements are the quadratic terms of the potential energy. $[\mathbf{M}]$ consists of two square matrixes $[\mathbf{C}]$ and $[\mathbf{D}]$, and $[\mathbf{D}]$ shows the leading feature of mechanical stability of low-D materials. The criterion is expressed in the

form of inequalities for several parameters of interatomic potential, and it varies depending on the lattice structure. For straight/planar low-D elemental materials, only 1-D monatomic chain, honeycomb, square, triangular structure are permissible. It is proved that pair potential cannot apply to the straight/planar low-D materials. Besides, by assuming the REBO potential, 1-D monatomic chain and honeycomb structure is likely to be most stable, whereas square structure and triangular structure could be unstable. We obtain that carbon atoms can form a stable planar 2-D honeycomb structure, while silicon and germanium cannot. However, silicon and germanium can remain stable in honeycomb-like buckled structure. Notice that the criterion provides the first step of stable analysis, it should be improved by considering the thermal vibration and external field effects.

Acknowledgments

This work was supported by the National Natural Science Foundation through the grants (11472313, 11232015, 11572355).

Appendix

The deformed honeycomb-like buckled structure is shown in Fig. A.1. The strain and curvature of the buckled structure is defined as that of the middle surface. The projection points of points i and j onto the middle surface are i' and j' .

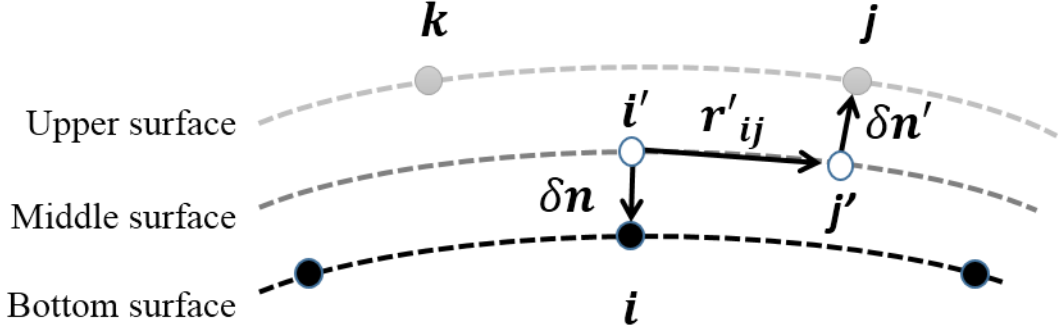


FIG. A.1 The side view of deformed honeycomb-like buckled structure

The vector between two atoms i and j is:

$$\mathbf{r}_{ij} = \mathbf{r}_{ij}' + \delta \mathbf{N}' - \delta \mathbf{N}, \quad (\text{A.1})$$

where \mathbf{N} and \mathbf{N}' are the unit normal vector at i' and j' , respectively. And \mathbf{r}_{ij}' is the vector between i' and j' .

For infinitesimal deformation, the form of \mathbf{r}_{ij}' is shown in Eq. (5), where n_α and n_β are direction vector between i' and j' prior to deformation.

\mathbf{N}' is obtained by Taylor series expansion:

$$\mathbf{N}' = \mathbf{N} + \frac{\partial \mathbf{N}}{\partial \alpha} r_0 (n_\alpha + x_\alpha) + \frac{1}{2} \frac{\partial^2 \mathbf{N}}{\partial \alpha \partial \beta} r_0 (n_\alpha + x_\alpha) (n_\beta + x_\beta). \quad (\text{A.2})$$

The second- and third-order derivatives in Eq. (A.2) are:

$$\begin{aligned} \frac{\partial \mathbf{N}}{\partial \alpha} &= -\kappa_{\alpha\beta} T^{\beta\gamma} \mathbf{T}_\gamma \\ \frac{\partial \mathbf{N}}{\partial \alpha} &= -\kappa_{\alpha\gamma} \kappa_{\lambda\beta} T^{\gamma\lambda} \mathbf{N} \end{aligned} \quad (\text{A.3})$$

\mathbf{N}' then becomes:

$$\mathbf{N}' = \left[1 - \frac{1}{2} \kappa_{\alpha\gamma} \kappa_{\lambda\beta} T^{\gamma\lambda} r_0^2 (n_\alpha + x_\alpha) (n_\beta + x_\beta) \right] \mathbf{N} - \kappa_{\alpha\beta} T^{\beta\gamma} r_0 (n_\alpha + x_\alpha) \mathbf{T}_\gamma. \quad (\text{A.4})$$

Hence, \mathbf{r}_{ij} is expressed by covariant base vectors \mathbf{T} and the unit normal vector

N at i' . The distance between atoms i and j is $r_{ij} = |\mathbf{r}_{ij}|$, and $\cos\theta_{ijk} = \frac{\mathbf{r}_{ij} \cdot \mathbf{r}_{ik}}{|\mathbf{r}_{ij}| |\mathbf{r}_{ik}|}$.

- [1] K. S. Novoselov, *Reviews of Modern Physics* **83**, 837 (2011).
- [2] A. K. Geim and K. S. Novoselov, *Nature materials* **6**, 183 (2007).
- [3] C. Jin, H. Lan, L. Peng, K. Suenaga, and S. Iijima, *Physical review letters* **102**, 205501 (2009).
- [4] K. S. Novoselov, A. K. Geim, S. V. Morozov, D. Jiang, Y. Zhang, S. V. Dubonos, I. V. Grigorieva, and A. A. Firsov, *science* **306**, 666 (2004).
- [5] B. Feng, Z. Ding, S. Meng, Y. Yao, X. He, P. Cheng, L. Chen, and K. Wu, *Nano letters* **12**, 3507 (2012).
- [6] M. Davila, L. Xian, S. Cahangirov, A. Rubio, and G. Le Lay, *New Journal of Physics* **16**, 095002 (2014).
- [7] H. Ohnishi, Y. Kondo, and K. Takayanagi, *Nature* **395**, 780 (1998).
- [8] W. Lu *et al.*, *Nano Research* **7**, 853 (2014).
- [9] F. Zhu, W. Chen, Y. Xu, C. Gao, D. Guan, C. Liu, D. Qian, S. Zhang, and J. Jia, *Nature materials* **14**, 1020 (2015).
- [10] S. Balendhran, S. Walia, H. Nili, J. Z. Ou, S. Zhuiykov, R. B. Kaner, S. Sriram, M. Bhaskaran, and K. Kalantar-zadeh, *Advanced Functional Materials* **23**, 3952 (2013).
- [11] Q. Ji, Y. Zhang, Y. Zhang, and Z. Liu, *Chemical Society Reviews* **44**, 2587 (2015).
- [12] D. Pacile, J. Meyer, C. O. Girit, and A. Zettl, *Applied Physics Letters* **92**, 133107 (2008).
- [13] C. Jin, F. Lin, K. Suenaga, and S. Iijima, *Physical review letters* **102**, 195505 (2009).
- [14] R. Peierls, in *Annales of Institut Henri Poincare* (1935), p. 177.
- [15] L. Landau, *Phys. Z. Sowjetunion* **11**, 26 (1937).
- [16] N. D. Mermin and H. Wagner, *Physical Review Letters* **17**, 1133 (1966).
- [17] N. D. Mermin, *Physical Review* **176**, 250 (1968).
- [18] A. Fasolino, J. Los, and M. I. Katsnelson, *Nature materials* **6**, 858 (2007).
- [19] K. Zakharchenko, A. Fasolino, J. Los, and M. Katsnelson, *Journal of Physics: Condensed Matter* **23**, 202202 (2011).
- [20] A. O'hare, F. Kusmartsev, and K. Kugel, *Nano letters* **12**, 1045 (2012).
- [21] J. Los, K. Zakharchenko, M. Katsnelson, and A. Fasolino, *Physical Review B* **91**, 045415 (2015).
- [22] M. Born, in *Mathematical Proceedings of the Cambridge Philosophical Society* (Cambridge Univ Press, 1940), p. 160.
- [23] D. W. Brenner, O. A. Shenderova, J. A. Harrison, S. J. Stuart, B. Ni, and S. B. Sinnott, *Journal of Physics: Condensed Matter* **14**, 783 (2002).
- [24] D. W. Brenner, J. Harrison, C. White, and R. Colton, *Thin Solid Films* **206**, 220 (1991).
- [25] S. J. Stuart, A. B. Tutein, and J. A. Harrison, *The Journal of chemical physics* **112**, 6472 (2000).
- [26] P. M. Morse, *Physical Review* **34**, 57 (1929).
- [27] J. Lennard-Jones and G. Hall, in *Roy. Soc. Lond. A* (1924), p. 441.

- [28] J. H. Los, L. M. Ghiringhelli, E. J. Meijer, and A. Fasolino, *Physical Review B* **72**, 214102 (2005).
- [29] M. Arroyo and T. Belytschko, *Journal of the Mechanics and Physics of Solids* **50**, 1941 (2002).
- [30] P. Zhang, H. Jiang, Y. Huang, P. Geubelle, and K. Hwang, *Journal of the Mechanics and Physics of Solids* **52**, 977 (2004).
- [31] M. Born and K. Huang, *Dynamical theory of crystal lattices* (Oxford university press, 1998).
- [32] K. S. Novoselov, D. Jiang, F. Schedin, T. Booth, V. Khotkevich, S. Morozov, and A. K. Geim, *Proceedings of the National Academy of Sciences of the United States of America* **102**, 10451 (2005).
- [33] J. Wu, K. Hwang, and Y. Huang, *Journal of the Mechanics and Physics of Solids* **56**, 279 (2008).
- [34] Y. Huang, J. Wu, and K. Hwang, *Physical review B* **74**, 245413 (2006).
- [35] M. Born, *The Journal of Chemical Physics* **7**, 591 (1939).
- [36] S. Cahangirov, M. Topsakal, E. Aktürk, H. Şahin, and S. Ciraci, *Physical review letters* **102**, 236804 (2009).
- [37] J. D. Schall, G. Gao, and J. A. Harrison, *Physical Review B* **77**, 115209 (2008).
- [38] J. Tersoff, *Physical Review B* **39**, 5566 (1989).
- [39] J. A. Harrison, M. Fallet, K. E. Ryan, B. L. Mooney, M. T. Knippenberg, and J. D. Schall, *Modelling and Simulation in Materials Science and Engineering* **23**, 074003 (2015).
- [40] L. Pauling, *The nature of the chemical bond and the structure of molecules and crystals: an introduction to modern structural chemistry* (Cornell university press, 1960), Vol. 18.
- [41] H. Sahin, S. Cahangirov, M. Topsakal, E. Bekaroglu, E. Akturk, R. T. Senger, and S. Ciraci, *Physical Review B* **80**, 155453 (2009).
- [42] S. Balendhran, S. Walia, H. Nili, S. Sriram, and M. Bhaskaran, *small* **11**, 640 (2015).