

# Fingerprints of bosonic symmetry protected topological state in a quantum point contact

Rui-Xing Zhang and Chao-Xing Liu<sup>1</sup>

<sup>1</sup>*Department of Physics, The Pennsylvania State University, University Park, Pennsylvania 16802*  
(Dated: November 12, 2018)

In this work, we study the transport through a quantum point contact for two-channel interacting helical liquids that exist at the edge of a bilayer graphene under a strong magnetic field. We identify “smoking gun” transport signatures to distinguish bosonic symmetry protected topological (BSPT) state from fermionic two-channel quantum spin Hall (QSH) state in this system. In particular, a novel charge insulator/spin conductor phase is found for a weak repulsive interaction in the BSPT state, while either charge insulator/spin insulator or charge conductor/spin conductor phase is expected for the two-channel QSH state. In the strong interaction limit, shot noise measurement for the BSPT state is expected to reveal charge-2e instanton tunneling, in comparison with the charge-tunneling in the two-channel QSH phase.

PACS numbers: 71.10.Pm, 72.15.Nj, 85.75.-d, 72.80.Vp

*Introduction* - Ever since the discovery of topological insulators (TIs) [1–4], intensive research has been focused on understanding the role of symmetry in protecting new topological states, which are known as “symmetry protected topological (SPT) states” [5, 6]. A grand challenge in this field is to understand the role of interaction in SPT states and to realize interacting SPT states in realistic materials. Recently, it was theoretically proposed that interaction has a dramatic effect on topological properties of bilayer graphene under a tilted magnetic field [7]. The strong magnetic field guarantees the spin conservation, and drives the system into a quantum spin Hall (QSH) phase with edge states described by fermionic two-channel helical Luttinger liquids (f-2HLLs). Experimentally [8], the two-terminal conductance is found to approach  $\frac{4e^2}{h}$  when chemical potential is tuned into the Zeeman gap between two spin-polarized zeroth Landau levels, which serves as the key signature of helical edge transport in the QSH physics [9–14]. In Ref. [7], we analyze the interaction effect of f-2HLLs in bilayer graphene and demonstrate that fermionic degrees of freedom on the boundary are generally gapped out. A bosonic edge mode, however, remains gapless as a result of the symmetry protection of charge conservation ( $U(1)_c$  symmetry) and spin conservation ( $U(1)_s$  symmetry). Thus, interactions drive the whole system from a two-channel QSH (2QSH) state into a bosonic version of topological insulators, known as bosonic SPT (BSPT) state [5, 6, 15, 16]. Since a pair of dual boson fields of this bosonic edge mode carry charge-2e excitation and spin-1 excitation, respectively, and preserve the helical nature, we dub them “bosonic helical liquids (b-HLs)”. Therefore, bilayer graphene under a strong magnetic field provides us a unique opportunity to study interacting topological physics in realistic materials [17, 18].

The aim of this work is to explore transport properties of b-HLs of BSPT state in bilayer graphene and identify key signatures to distinguish b-HLs from f-2HLLs.

First of all, the bosonic charge-2e excitation of b-HLs can carry electric currents and a two-terminal measurement will also reveal  $\frac{4e^2}{h}$  conductance, taking into account two edges in a realistic sample. Thus, the two-terminal transport measurements [8] *cannot* distinguish the BSPT state from 2QSH state in bilayer graphene. In this work, we study a quantum point contact (QPC) between two edges of bilayer graphene under a tilted magnetic field, as shown in Fig. 1. Two key transport signatures are identified, which will unambiguously distinguish BSPT state from 2QSH state. (1) In the weak repulsive (attractive) interaction regime, a novel charge insulator/spin conductor phase (charge conductor/spin insulator phase), labelled as IC (CI) phase, can exist for the BSPT state. In contrast, charge insulator/spin insulator or charge conductor/spin conductor phase, labelled as II or CC phase, will be the stable fixed points for the 2QSH state with weak interactions, while CI and IC phases can only occur in the strong interaction limit. (2) QPC configuration also allows for a direct probe of shot noise spectrum, which is expected to reveal an effective charge  $e^* = 2e$  for the BSPT phase and  $e^* = e$  for the 2QSH phase.

*Model Hamiltonian* - We consider a bilayer graphene sample in a four-terminal configuration as shown in Fig. 1. Both in-plane magnetic field ( $B_{\parallel}$ ) and out-of-plane magnetic field ( $B_{\perp}$ ) are required to drive the system into the 2QSH regime with f-2HLLs [8, 19]. A strong asymmetric potential ( $V_A$ ) induced by a gate voltage can drive the system into a layer polarized insulating phase with a trivial gap [20–22]. As a result, we can locally gate the sample and f-2HLLs exist at the boundary between unbiased region (blue region) and biased region (orange region) in bilayer graphene, as shown in Fig. 1. The local gates can be designed to form a QPC configuration in this device and the tunneling between two edges only occurs at the QPC.

Next we apply Abelian bosonization technique to edge

physics in this system. We start with the fermionic operators  $\psi_{i,l,\lambda}$  of edge modes that are connected to the lead  $i \in \{1, 2, 3, 4\}$  and characterized by a channel index  $l \in \{I, II\}$  and a direction index  $\lambda \in \{\text{in}, \text{out}\}$ . The corresponding bosonic chiral fields  $\chi_{i,l,\lambda}$  are defined as  $\psi_{i,l,\lambda} = \frac{F_{i,l,\lambda}}{\sqrt{2\pi a_0}} e^{if(\lambda)\sqrt{4\pi}\chi_{i,l,\lambda}}$ , with the Klein factor  $F_{i,l,\lambda}$ , the coefficient  $f(\lambda) = +1(-1)$  for a right (left) mover and the short-distance cut-off  $a_0$ . Let us define the edge that connects the leads 1 (3) and 2 (4) as the top (bottom) edge and the edge states on each edge form f-2HLLs, which are related to the  $\chi_{i,l,\lambda}$  field by

$$\begin{aligned} \chi_{t(b),l,R} &= \chi_{1(4),l,\text{out}}(-x)\Theta(-x) - \chi_{2(3),l,\text{in}}(x)\Theta(x) \\ \chi_{t(b),l,L} &= \chi_{1(4),l,\text{in}}(-x)\Theta(-x) - \chi_{2(3),l,\text{out}}(x)\Theta(x), \end{aligned} \quad (1)$$

with step function  $\Theta(x)$ . Here the  $+x$  direction is defined along the edge from lead 1 (4) to lead 2 (3). The dual boson fields are introduced as  $\phi_{t(b),l} = \chi_{t(b),l,R} + \chi_{t(b),l,L}$  and  $\theta_{t(b),l} = -\chi_{t(b),l,R} + \chi_{t(b),l,L}$ . Together with the unharmonic terms that respect both  $U(1)_c$  and  $U(1)_s$  symmetries, the full Hamiltonian is given by

$$\begin{aligned} \mathcal{H} &= \sum_{s \in \{t,b\}} \sum_{l=\pm} \frac{v_l}{2} [K_l (\partial_x \phi_{s,l})^2 + \frac{1}{K_l} (\partial_x \theta_{s,l})] \\ &+ g_1 \sum_s \cos 2\sqrt{2\pi} \phi_{s,-} + g_2 \sum_s \cos 2\sqrt{2\pi} \theta_{s,-} \end{aligned} \quad (2)$$

where  $\phi_{s,\pm} = \frac{1}{\sqrt{2}}(\phi_{s,I} \pm \phi_{s,II})$  and  $\theta_{s,\pm} = \frac{1}{\sqrt{2}}(\theta_{s,I} \pm \theta_{s,II})$  are bonding and anti-bonding fields, respectively. When  $g_1 = g_2 = 0$ , this Hamiltonian describes the f-2HLLs at two edges. For non-zero  $g_1$  and  $g_2$ , we demonstrate in Ref. [7] that either  $g_1$  or  $g_2$  will be relevant under renormalization group (RG) analysis and gap out the anti-bonding boson mode described by  $\phi_{s,-}$  and  $\theta_{s,-}$ . In realistic systems, intra-layer harmonic interaction  $g_3$  is generally stronger than the inter-layer harmonic interaction  $g_4$ . Since  $K_{\pm} = \sqrt{\frac{2\pi v_f + g_3 \pm g_4}{2\pi v_f - g_3 \mp g_4}}$ , this leads to  $K_- > 1$ , and thus the relevant  $g_1$  term will pin the  $\phi_{s,-}$  field to the discrete values  $\phi_{s,-} = \frac{(2n_s+1)\pi}{2\sqrt{2\pi}}$  with  $n_s \in \mathbb{Z}$ . The pinning of  $\phi_{s,-}$  field is dubbed **BSPT condition**, which mathematically distinguishes b-HLs from f-2HLLs. The remaining free bosonic bonding fields  $\phi_{s,+}$  and  $\theta_{s,+}$  form b-HLs at both edges. We further introduce the notation of spin-charge basis as

$$\phi_{\rho} = \phi_{+,+}, \quad \phi_{\sigma} = \theta_{-,+}, \quad \theta_{\rho} = \theta_{+,+}, \quad \theta_{\sigma} = \phi_{-,+}. \quad (3)$$

with  $\phi_{s=\pm,+} = (\phi_{t,+} \pm \phi_{b,+})/\sqrt{2}$  and  $\theta_{s=\pm,+} = (\theta_{t,+} \pm \theta_{b,+})/\sqrt{2}$ . Spin/charge current can thus be defined as  $I_{\rho/\sigma} = -\frac{2}{\sqrt{\pi}} \partial_t \phi_{\rho/\sigma}$ . The corresponding Hamiltonian of b-HLs is written as

$$\mathcal{H}_{\text{b-HLs}} = \sum_{r=\rho,\sigma} \frac{v_r}{2} [K_+ (\partial_x \phi_r)^2 + \frac{1}{K_+} (\partial_x \theta_r)^2]. \quad (4)$$

For QPC structure, tunneling process is expected to take place at the contact point  $x = 0$ . The basic strategy

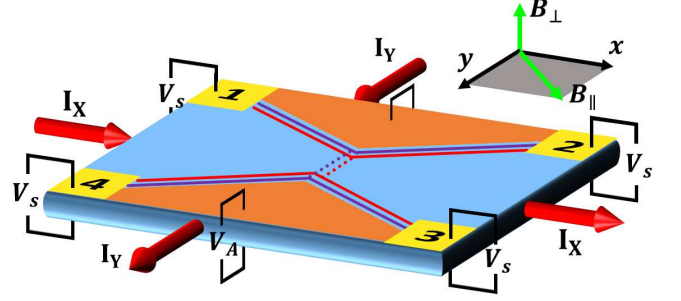


FIG. 1. QPC setup of a bilayer graphene sample is plotted, where a tilted magnetic field is applied. The BSPT regime is colored in blue, while symmetric potential  $V_S$  and asymmetric potential  $V_A$  are applied to the yellow and orange regime. Here  $V_S$  locally shifts the chemical potential to drive the yellow parts of the sample to be metallic, which thus act as leads.

here is to start with the single-particle or two-particle tunnelings and then apply the BSPT condition. Let us start with the single-particle tunneling, and  $U(1)_s$  symmetry requires that an electron must switch its velocity when hopping between different edges. Generally, the tunneling operator is written as

$$T_{l,l'} = t_{l,l'} \psi_{t,l,L}^\dagger \psi_{b,l',R} + h.c. \quad (5)$$

for f-2HLLs. In the bosonized language,  $T_{l,l'} = t_{l,l'} \cos \sqrt{\pi} [\phi_{+,+} + \theta_{-,+} - f_+ (\phi_{+,-} + \theta_{-,-}) - f_- (\phi_{-,-} + \theta_{+,-})]$ , where  $f_{\pm} = \frac{1}{2}[(-1)^l \pm (-1)^{l'}]$ . For b-HLs, since  $\phi_{s,-}$  is pinned due to BSPT condition, the correlation function of its dual fields  $\langle \theta_{s,-}(\tau) \theta_{s,-}(0) \rangle$  diverges as  $g_1 \rightarrow \infty$  [23]. As a result, the correlation function of any vertex operator of  $\theta_{s,-}$  vanishes since  $\langle e^{i\alpha \theta_{s,-}(\tau)} e^{-i\alpha \theta_{s,-}(0)} \rangle = e^{-\frac{\alpha^2}{2} \langle [(\theta_{s,-}(\tau) - \theta_{s,-}(0))^2] \rangle}$ . This immediately implies that any vertex operator of  $\theta_{s,-}$  is vanishing under RG operation for b-HLs. For any choice of  $l$  and  $l'$  in  $T_{l,l'}$ ,  $\theta_{s,-}$  always appears, and thus, we conclude that single particle tunneling process in b-HLs is completely forbidden. Physically, this result is because that single-particle tunnelling violates the bosonic nature of gapless excitations in the BSPT phase.

The leading tunneling contribution comes from two-particles tunneling (TPT) process for b-HLs. With the symmetry constraints  $(U(1)_c \times U(1)_s)$ , the first type of TPT process is

$$V^\sigma = v_{l_1,l_2,l_3,l_4}^\sigma \psi_{b,l_1,L}^\dagger \psi_{t,R,l_2} \psi_{t,L,l_3}^\dagger \psi_{b,R,l_4} + h.c. \quad (6)$$

where  $l_{1,2,3,4} \in I, II$ . As shown in Fig. 2 (a), a right mover on the top edge (spin-up) tunnels to a left mover on the bottom edge (spin-up), and meanwhile a right mover on the bottom edge (spin-down) tunnels to a left mover on the top edge (spin-down). As a result, the charge transfer between the top and bottom edges is zero, while the spin transfer is one. In the b-HLs case, the absence of anti-bonding field  $\theta_{s,-}$  in  $V^\sigma$  yields a strong

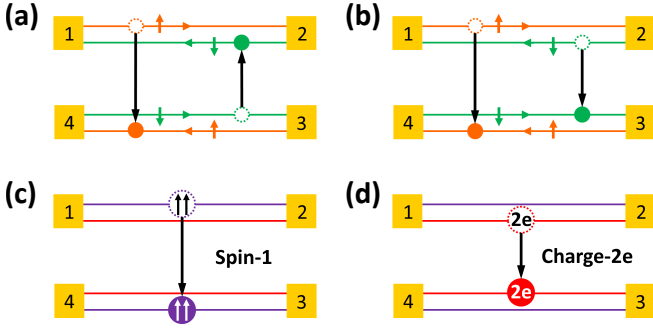


FIG. 2. TPT processes of spin-1 tunneling and charge-2e tunneling are plotted: (i) (a) and (b) in the fermion limit; (ii) (c) and (d) in the BSPT limit.

constraint on the channel index  $l_i$ :  $l_1 = l_4 = l$ ,  $l_2 = l_3 = l'$ . With this condition, we find that this spin-1 tunneling  $V_{l,l'}^\sigma$  generally takes the form

$$V^\sigma = v^\sigma \cos 2\sqrt{\pi}\phi_{+,+} = v^\sigma \cos 2\sqrt{\pi}\phi_\rho \quad (7)$$

with BSPT condition. Another type of symmetry allowed TPT term is

$$V^\rho = v^\rho \psi_{l_1,l_2,l_3,l_4}^\dagger \psi_{b,L,l_1}^\dagger \psi_{t,R,l_2} \psi_{b,R,l_4}^\dagger \psi_{t,L,l_3} + h.c.. \quad (8)$$

As shown in Fig. 2 (b), the charge transfer between the top and bottom edges is  $2e$ , while the spin transfer is zero, in contrast to the spin-1 tunneling  $V^\sigma$ . The condition for a non-vanishing  $V^\rho$  can be similarly identified as  $l_1 \neq l_4$ ,  $l_2 \neq l_3$ , leading to the general expression of charge-2e tunneling as

$$V^\rho = v^\rho \cos 2\sqrt{\pi}\theta_{-,+} = v^\rho \cos 2\sqrt{\pi}\phi_\sigma \quad (9)$$

Physically, TPT processes ( $V_\sigma$  and  $V_\rho$ ) are the tunneling of bosonic quasi-particles across the QPC. It has been shown that  $\theta_{s,+}$  and  $\phi_{s,+}$  fields are carrying  $U(1)_c$  and  $U(1)_s$  charge [7], respectively. Therefore, the elementary bosonic excitations on the edge  $s$  are found to be either charge-2e spin-singlet Cooper pair  $\Phi_{s,q=2e} = \psi_{s,I,R} \psi_{s,II,L} - \psi_{s,I,L} \psi_{s,II,R} \sim e^{-i\sqrt{2\pi}\theta_{s,+}}$  or spin-1 chargeless spinon  $\Phi_{s,\sigma=1} = \psi_{s,I,\downarrow}^\dagger \psi_{s,I,\uparrow} - \psi_{s,II,\downarrow}^\dagger \psi_{s,II,\uparrow} \sim e^{-i(-1)^s \sqrt{2\pi}\phi_{s,+}}$ . For the definition of bosonic operator  $\Phi_{s,\sigma=1}$ , we have used the convention  $(-1)^t = -1$  and  $(-1)^b = 1$ , which originates from opposite spin-momentum locking at different edges. With the bosonic operators  $\Phi_{s,q=2e}$  and  $\Phi_{s,\sigma=1}$ , two TPT terms can be rewritten as

$$\begin{aligned} V^\sigma &= v^\sigma \Phi_{b,\sigma=1}^\dagger \Phi_{t,\sigma=1} + h.c. \\ V^\rho &= v^\rho \Phi_{b,q=2e}^\dagger \Phi_{t,q=2e} + h.c. \end{aligned} \quad (10)$$

which describes the tunneling of bosonic quasi-particles between two edges, as shown in Fig. 2 (c) and (d).

*Phase diagram* - Now we are ready to analyze and compare the phase diagram for the f-2HLLs of 2QSH phase

(Eq. (2) with  $g_1 = g_2 = 0$ ) and the b-HLLs of BSPT phase (Eq. (4)) in the QPC structure. In a series of pioneering works, the QPC physics of fermionic 1-channel helical Luttinger liquids and fermionic 4-channel helical Luttinger liquids have been studied in a QSH system [24–26] and a bilayer graphene with domain walls [27]. The phase diagrams of these systems are shown to share the following features: (1) In the weak interaction limit, the QPC system is in the either CC or II phase. The CC and II fixed points are separated by a pinch-off transition. (2) As the repulsive (attractive) interaction strengths exceed critical values, QPC is driven into the IC (CI) phase. The phase diagram of the f-2HLLs follows the paradigm described above. In the supplementary materials [23], we have analyzed all possible single-particle tunneling and TPT terms and mapped out the phase boundaries of different phases. The single particle tunneling is shown to be always either irrelevant or marginal, and thus does not enter into the phase diagram. In particular, IC phase is relevant as long as one of the two conditions,  $\frac{1}{K_+} + \frac{1}{K_-} < 1$  or  $\frac{1}{K_+} + K_- < 1$ , is satisfied. Similarly, CI phase will be stable when either  $K_+ + \frac{1}{K_-} < 1$  or  $K_+ + K_- < 1$  is fulfilled. The rest regime that satisfies none of the conditions above is identified as the CC/II phase. This concludes the phase diagram of f-2HLLs in a QPC, as shown in Fig. 3 (a).

In the b-HLLs, however, the phase diagram (Fig. 3 (b)) is controlled by a single Luttinger parameter  $K_+$ , as all anti-bonding fields are gapped out due to the BSPT condition. As a consequence, scaling dimensions of TPT terms are modified as  $\Delta(v^\sigma) = \frac{1}{K_+}$  and  $\Delta(v^\rho) = K_+$ , and the corresponding RG equations are given by

$$\frac{dv^\sigma}{da} = (1 - \frac{1}{K_+})v^\sigma, \quad \frac{dv^\rho}{da} = (1 - K_+)v^\rho, \quad (11)$$

where  $a$  is the real space scale factor. For  $K_+ > 1$ , we find  $v^\sigma$  is relevant and  $v^\rho$  is irrelevant, leading to the IC phase. In contrast, the CI phase appears for  $K_+ < 1$  and is separated from the IC phase by a critical point at  $K_+ = 1$ , as shown in Fig. 3 (b).

By comparing the phase diagrams of 2QSH state and BSPT state, we find that at a weak repulsive (attractive) interaction, IC (CI) phase appears in the BSPT state while either CC or II phase exists in the 2QSH state. This crucial difference allows us to distinguish BSPT state from 2QSH state through transport measurements. In a realistic system with weak repulsive interactions ( $K_+ > 1$  [28]), we expect IC phase for BSPT state and CC/II phase for 2QSH state. We consider to drive a horizontal current  $I_X = I_1 - I_2 - I_3 + I_4$  and a vertical current  $I_Y = I_1 + I_2 - I_3 - I_4$  to the system, as shown in Fig. 1, where  $I_i$  ( $V_i$ ) is the lead current (voltage) for lead  $i \in \{1, 2, 3, 4\}$ . We can measure the horizontal ( $V_X = V_1 - V_2 - V_3 + V_4$ ) and vertical bias voltages ( $V_Y = V_1 + V_2 - V_3 - V_4$ ) to obtain conductance. For the CC (II) phase of 2QSH state, we find that

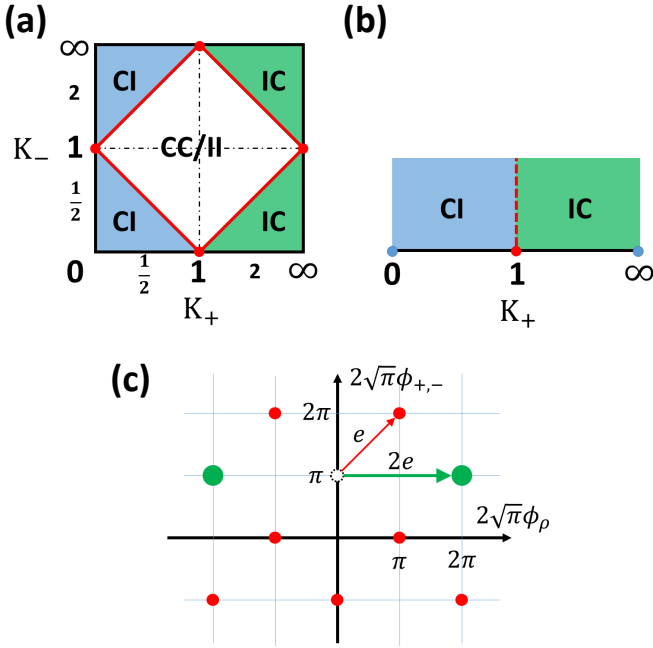


FIG. 3. Phase diagram of the QPC physics is plotted: (i) the two-channel QSHE in (a); (ii) the BSPT state in (b). Instanton process in the bosonic field configuration space is demonstrated in (c), where the red (green) arrow shows a minimal IT for f-2HLLs (b-HLLs).

$I_{X(Y)} = \frac{4e^2}{h} V_{X(Y)}$  while  $I_{Y(X)} = 0$ . Therefore, we will always find the f-2HLLs to be a perfect conductor along either horizontal or vertical direction, while a perfect insulator along the orthogonal direction. On the other hand, for the IC phase of BSPT state, the current flows in the leads are constrained by  $I_1 = -I_2 = I_3 = -I_4$  [24, 26]. As a result, both  $I_X$  and  $I_Y$  are vanishing and the device shows the perfect insulating behaviors in both directions. This difference is expected to clearly distinguish the transport of b-HLLs from that of f-2HLLs. Another possible transport measurement, as suggested in Ref. [24], is to apply the bias configuration  $V_1 > -V_3 > 0$  with  $V_2$  and  $V_4$  grounded. Since  $I_1 = I_3 = \frac{e^2}{h}(V_1 + V_3) > 0$ , a current will still flow out of the lead  $V_3$  even though  $V_3 < 0$ . This counter-intuitive transport phenomenon can serve as an additional evidence of IC phase in the BSPT phase.

*Instanton tunneling* - If interaction is strong, both f-2HLLs and b-HLLs will be driven into the IC phase and the transport measurements proposed above cannot distinguish them. Nevertheless, fingerprints of BSPT physics can be unveiled from the instanton tunneling (IT) process between neighboring minima of the  $V^\sigma$  term. In the f-2HLLs, a typical example of spin-1 TPT term is  $V_1^\sigma(l_0) = v_1^\sigma(l_0)\psi_{b,L,l_0}^\dagger\psi_{t,R,l_0}\psi_{t,L,l_0}^\dagger\psi_{b,R,l_0} + h.c. \sim v_1^\sigma(l_0)\cos 2\sqrt{\pi}(\phi_{+,+} - (-1)^{l_0}\phi_{+,-})$ , where  $l_0 = I, II$  [23]. This term is relevant when  $\frac{1}{K_+} + \frac{1}{K_-} < 1$ , where

$\phi_{+,+} = \phi_\rho = \frac{(n+m+1)\pi}{2\sqrt{\pi}}$  and  $\phi_{+,-} = \frac{(n-m)\pi}{2\sqrt{\pi}}$  are pinned to certain discrete values with  $n, m \in \mathbb{Z}$ . The IT happens when either  $n$  or  $m$  changes, while it is worth noticing that only a change of  $\phi_\rho$  is related to electric charge process. In particular, the minimal IT of  $\phi_\rho$  is  $\Delta\phi_\rho = \frac{\sqrt{\pi}}{2}$ , which corresponds to  $\Delta n + \Delta m = 1$ . As shown in Fig. 3 (c), IT of f-2HLLs corresponds to the hopping from the open circle to the colored circles in the configuration space of  $\phi_\rho$  and  $\phi_{+,-}$ , and a minimal IT is depicted by the red arrow. Physically, the electric charge of the minimal IT is  $\Delta Q = e \int dt I_\rho = -\frac{2e}{\sqrt{\pi}}\Delta\phi_\rho = -e$ . Because charge current is  $I_\rho = I_1 + I_4 - I_2 - I_3$ , the minimal IT pumps  $e$ -charge from left (lead 1 and 4) to right (lead 2 and 3) across the QPC. One can easily show that the minimal ITs of other spin-1 tunneling terms [23] give exactly the same charge- $e$  pumping process.

For the same TPT in the b-HLLs limit, however,  $\phi_{t/b,-}$  is pinned to be a constant, and will not participate the IT physics, leading to an additional constraint  $\Delta n = \Delta m$ . Consequently, the new minimal IT process is depicted by the green arrow in Fig. 3 (c), which corresponds to a charge- $2e$  pumping from left to right. Therefore, the difference between the  $2e$ -IT of b-HLLs and the  $e$ -IT of f-2HLLs originates from the BSPT condition, which reflects the bosonic nature of BSPT physics. Experimentally, we expect that a shot noise measurement is able to identify the IT charge and thus distinguishes the b-HLLs from a f-2HLLs. With the help of Keldysh formula [29], we calculate the noise spectrum  $\tilde{S}(\omega = 0)$  of charge current  $I_\rho$  for the b-HLLs [23],

$$\tilde{S}(\omega = 0) = 2e^* \langle I_\rho \rangle \coth \frac{eV}{2k_B T}, \quad (12)$$

where  $V$  is the bias voltage applied. Just as we expect from the IT picture, the effective charge is found to be  $e^* = 2e$ , which unambiguously acts as a smoking gun signature of the BSPT physics, comparing with the charge- $e$  IT for the f-2HLLs.

*Discussion and conclusion*- Although the anti-bonding fields  $\phi_{s,-}$  and  $\theta_{s,-}$  do not directly participate the electric current transport, we demonstrate in this paper that they will leave their fingerprints in the transport through a QPC configuration when they are frozen at low temperatures (BSPT condition). When temperature is increased, these degrees of freedom will be thermally excited and we expect a crossover from BSPT phase to 2QSH phase in this system. We emphasize that the IC phase only exists in a strong interaction limit in the QSH system [24, 26], while it can occur at a weak interaction in the BSPT phase, thus more feasible for experimental realization. Another great advantage of bilayer graphene is that the QPC can be feasibly designed and controlled by a gate voltage, as shown in Fig. 1. For other QSH systems, such as HgTe/CdTe quantum wells and InAs/GaSb quantum wells, lithographic approaches are necessary to arrive at a similar QPC setup, because applying a gate voltage will

drive these QSH systems into a metallic phase. Therefore, bilayer graphene provides an experimentally feasible system to realize and explore physical properties of BSPT state.

*Acknowledgement* We would like to thank Cenke Xu for useful discussions. C.-X.L. acknowledge the support from Office of Naval Research (Grant No. N00014-15-1-2675).

- 
- [1] L. Fu, C. L. Kane, and E. J. Mele, Physical Review Letters **98**, 106803 (2007).
- [2] H. Zhang, C.-X. Liu, X.-L. Qi, X. Dai, Z. Fang, and S.-C. Zhang, Nature physics **5**, 438 (2009).
- [3] M. Z. Hasan and C. L. Kane, Reviews of Modern Physics **82**, 3045 (2010).
- [4] X.-L. Qi and S.-C. Zhang, Reviews of Modern Physics **83**, 1057 (2011).
- [5] X. Chen, Z.-C. Gu, Z.-X. Liu, and X.-G. Wen, Science **338**, 1604 (2012).
- [6] X. Chen, Z.-C. Gu, Z.-X. Liu, and X.-G. Wen, Physical Review B **87**, 155114 (2013).
- [7] Z. Bi, R. Zhang, Y.-Z. You, A. Young, L. Balents, C.-X. Liu, and C. Xu, arXiv preprint arXiv:1602.03190 (2016).
- [8] P. Maher, C. R. Dean, A. F. Young, T. Taniguchi, K. Watanabe, K. L. Shepard, J. Hone, and P. Kim, Nature Physics **9**, 154 (2013).
- [9] C. L. Kane and E. J. Mele, Physical review letters **95**, 226801 (2005).
- [10] C. L. Kane and E. J. Mele, Physical review letters **95**, 146802 (2005).
- [11] B. A. Bernevig, T. L. Hughes, and S.-C. Zhang, Science **314**, 1757 (2006).
- [12] M. König, S. Wiedmann, C. Brüne, A. Roth, H. Buhmann, L. W. Molenkamp, X.-L. Qi, and S.-C. Zhang, Science **318**, 766 (2007).
- [13] C. Liu, T. L. Hughes, X.-L. Qi, K. Wang, and S.-C. Zhang, Physical review letters **100**, 236601 (2008).
- [14] I. Knez, R.-R. Du, and G. Sullivan, Physical review letters **107**, 136603 (2011).
- [15] Y.-Y. He, H.-Q. Wu, Y.-Z. You, C. Xu, Z. Y. Meng, and Z.-Y. Lu, Physical Review B **93**, 115150 (2016).
- [16] Y.-Z. You, Z. Bi, D. Mao, and C. Xu, Physical Review B **93**, 125101 (2016).
- [17] V. Mazo, C.-W. Huang, E. Shimshoni, S. T. Carr, and H. Fertig, Physical Review B **89**, 121411 (2014).
- [18] V. Mazo, E. Shimshoni, C.-W. Huang, S. T. Carr, and H. Fertig, Physica Scripta **2015**, 014019 (2015).
- [19] A. F. Young, J. Sanchez-Yamagishi, B. Hunt, S. H. Choi, K. Watanabe, T. Taniguchi, R. Ashoori, and P. Jarillo-Herrero, Nature **505**, 528 (2014).
- [20] E. McCann, Physical Review B **74**, 161403 (2006).
- [21] E. V. Castro, K. Novoselov, S. Morozov, N. Peres, J. L. Dos Santos, J. Nilsson, F. Guinea, A. Geim, and A. C. Neto, Physical Review Letters **99**, 216802 (2007).
- [22] M. Kharitonov, Physical review letters **109**, 046803 (2012).
- [23] See Supplementary Materials for details.
- [24] C.-Y. Hou, E.-A. Kim, and C. Chamon, Physical review letters **102**, 076602 (2009).
- [25] A. Ström and H. Johannesson, Physical review letters **102**, 096806 (2009).
- [26] J. C. Teo and C. Kane, Physical Review B **79**, 235321 (2009).
- [27] B. J. Wieder, F. Zhang, and C. Kane, Physical Review B **92**, 085425 (2015).
- [28] In our work, Luttinger parameter  $K_{\pm}$  is defined in analogous to the inverse of Luttinger parameter  $g$  in Ref. [26]. To be specific, repulsive interaction implies  $K_{+} > 1$  in our notation and  $g < 1$  in Ref. [26].
- [29] T. Martin, arXiv:cond-mat/0501208 (2005).
- [30] J. Maciejko, C. Liu, Y. Oreg, X.-L. Qi, C. Wu, and S.-C. Zhang, Physical review letters **102**, 256803 (2009).

---

### Correlation function of a (1+1) dimensional massive boson model

In this section, we consider a (1+1) dimensional boson model with a large cosine potential of  $\phi$ , and show that when  $\phi$  is pinned to the discrete minima, the correlation function of the dual field  $\theta$  is diverging. Let us consider the following action,

$$S = \int d\tau dx \{ i\partial_x \theta \partial_\tau \phi - \frac{v}{2} [K(\partial_x \phi)^2 + \frac{1}{K}(\partial_x \theta)^2] - 2g \cos \alpha \phi \} \quad (13)$$

In the large  $g$  limit, we expand  $\cos \alpha \phi$  to the second order and obtain

$$S = \int d\tau dx \{ i\partial_x \theta \partial_\tau \phi - \frac{v}{2} [K(\partial_x \phi)^2 + \frac{1}{K}(\partial_x \theta)^2] + \frac{m}{2} \phi^2 \} \quad (14)$$

With Fourier transformation, we arrive at,

$$S = \frac{1}{2} \sum_q \Psi^\dagger G^{-1} \Psi \quad (15)$$

where

$$G^{-1} = \frac{1}{\beta\Omega} \begin{pmatrix} vk^2 K & ik\omega_n \\ ik\omega_n & \frac{vk^2}{K} + m \end{pmatrix} \quad (16)$$

and  $\Psi = (\theta_k, \phi_k)^T$ . Then

$$G = \beta\Omega \begin{pmatrix} \frac{Km + vk^2}{Kk^2(vKm + v^2k^2 + \omega_n^2)} & \frac{-i\omega_n}{k(vKm + v^2k^2 + \omega_n^2)} \\ \frac{-i\omega_n}{k(vKm + v^2k^2 + \omega_n^2)} & \frac{Kv}{vKm + v^2k^2 + \omega_n^2} \end{pmatrix} \quad (17)$$

The matrix  $G$  tells us the correlation function in momentum space. For a time-ordered correlation function,

$$\langle \mathcal{T}[\phi(r) - \phi(0)]^2 \rangle = \langle \mathcal{T}[\phi^2(r) + \phi^2(0) - \phi(r)\phi(0) - \phi(0)\phi(r)] \rangle \quad (18)$$

For  $r = (x, \tau)$  and  $q = (k, \omega_n)$ , if  $\tau > 0$ ,

$$\begin{aligned} \langle \mathcal{T}[\phi(r) - \phi(0)]^2 \rangle &= \langle \phi^2(r) + \phi^2(0) - 2\phi(r)\phi(0) \rangle \\ &= \frac{1}{(\beta\Omega)^2} \sum_q \langle \phi(q)\phi(-q) \rangle (2 - 2e^{iqr}) \\ &= \frac{2}{(\beta\Omega)^2} \sum_q \langle \phi(q)\phi(-q) \rangle (1 - e^{ikx - i\omega_n|\tau|}) \end{aligned} \quad (19)$$

For  $\tau < 0$ ,  $\tau = -|\tau|$ , and

$$\begin{aligned} \langle \mathcal{T}[\phi(r) - \phi(0)]^2 \rangle &= \langle \phi^2(r) + \phi^2(0) - 2\phi(0)\phi(r) \rangle \\ &= \frac{1}{(\beta\Omega)^2} \sum_q \langle \phi(q)\phi(-q) \rangle (2 - 2e^{-iqr}) \\ &= \frac{2}{(\beta\Omega)^2} \sum_q \langle \phi(q)\phi(-q) \rangle (1 - e^{-ikx - i\omega_n|\tau|}) \end{aligned} \quad (20)$$

So generally, we find that

$$\langle \mathcal{T}[\phi(r) - \phi(0)]^2 \rangle = \frac{2}{(\beta\Omega)^2} \sum_q \langle \phi(q)\phi(-q) \rangle (1 - e^{i\text{sgn}(\tau)kx - i\omega_n|\tau|}) \quad (21)$$

In the zero temperature limit, the Matsubara frequency becomes continuous and can thus be integrated out,

$$\begin{aligned} \langle \mathcal{T}[\phi(r) - \phi(0)]^2 \rangle &= \frac{1}{2\pi^2} \int dk \int d\omega \frac{Kv}{m_0 + v^2k^2 + \omega^2} (1 - e^{i\text{sgn}(\tau)kx - i\omega|\tau|}) \\ &= \frac{vK}{2\pi^2} \int dk \left[ \frac{\pi}{\sqrt{v^2k^2 + m_0}} - \int d\omega \frac{e^{i\text{sgn}(\tau)kx}}{\omega^2 + (\sqrt{v^2k^2 + m_0})^2} e^{-i\omega|\tau|} \right] \\ &= \frac{vK}{2\pi} \int dk \frac{1}{\sqrt{v^2k^2 + m_0}} (1 - e^{i\text{sgn}(\tau)kx} e^{-\sqrt{v^2k^2 + m_0}|\tau|}) \end{aligned} \quad (22)$$

where we have defined  $m_0 = vKm$ . Therefore, we can get rid of the sign function and arrive at,

$$\langle \mathcal{T}[\phi(r) - \phi(0)]^2 \rangle = \frac{vK}{\pi} \int_0^\infty dk \frac{1}{\sqrt{v^2k^2 + m_0}} (1 - \cos(kx) e^{-\sqrt{v^2k^2 + m_0}|\tau|}) \quad (23)$$

Similarly, one can show that the correlation function for the dual field is given by,

$$\langle \mathcal{T}[\theta(r) - \theta(0)]^2 \rangle = \frac{1}{\pi vK} \int_0^\infty dk \frac{\sqrt{v^2k^2 + m_0}}{k^2} (1 - \cos(kx) e^{-\sqrt{v^2k^2 + m_0}|\tau|}) \quad (24)$$

When  $m_0$  is set to zero, we recover the well-known result of logarithmic correlation of Luttinger liquid. When  $m_0 \rightarrow \infty$ ,  $\phi$  is pinned to constant value, and thus  $\langle \mathcal{T}[\phi(r) - \phi(0)]^2 \rangle \rightarrow 0$ . On the other hand,  $\phi$  and  $\theta$  are conjugate to each other. So the quantum fluctuation of  $\theta$  should lead to the divergence of the correlation function as  $m_0 \rightarrow \infty$  limit. To see this, let us consider a momentum cut-off  $\Lambda$   $k \leq \Lambda \ll m_0$  and expand the correlation function of  $\theta$  to the second order,

$$\begin{aligned} \langle \mathcal{T}[\theta(r) - \theta(0)]^2 \rangle &> \frac{1}{\pi vK} \int_0^\Lambda dk \frac{\sqrt{v^2k^2 + m_0}}{k^2} (1 - \cos(kx) e^{-\sqrt{v^2k^2 + m_0}|\tau|}) \\ &> \frac{\sqrt{m_0}}{\pi vK} \int_0^\Lambda dk \frac{1}{k^2} (1 - \cos(kx) e^{-\sqrt{m_0}|\tau|}) \\ &\sim \frac{\sqrt{m_0}}{\pi vK} \int_0^\Lambda dk \frac{1}{k^2} \end{aligned} \quad (25)$$

Therefore,  $\langle \mathcal{T}[\theta(r) - \theta(0)]^2 \rangle$  is diverging in two different ways: As  $k \rightarrow 0$ , it has an infrared divergence. Meanwhile, its value scales with the mass  $\sqrt{m_0}$ .

### Phase diagram of f-2HLLs in two-channel QSHE

In this section, we discuss the phase diagram of f-2HLLs in a quantum point contact. First of all, the single particle tunneling is

$$T_{l,l'} = t_{l,l'} \psi_{t,l,L}^\dagger \psi_{b,l',R} + h.c. \sim t_{l,l'} \cos \sqrt{\pi}(\phi_{t,l} + \theta_{t,l} + \phi_{b,l'} - \theta_{b,l'}) \quad (26)$$

The scaling dimension of this term is

$$\Delta(t_{l,l'}) = \frac{1}{4}(K_l + \frac{1}{K_l} + K_{l'} + \frac{1}{K_{l'}}) \geq 1 \quad (27)$$

Therefore, single particle tunneling is always marginal ( $K_l = K_{l'} = 1$ ) or irrelevant under RG. For spin-1 tunneling, its bosonized formula is

$$\begin{aligned} V_{l_1, l_2, l_3, l_4}^\sigma &= v_{l_1, l_2, l_3, l_4}^\sigma \psi_{b, L, l_1}^\dagger \psi_{t, R, l_2} \psi_{t, L, l_3}^\dagger \psi_{b, R, l_4} + h.c. \\ &= v_{l_1, l_2, l_3, l_4}^\sigma \cos \sqrt{\pi}[(\phi_{b, l_1} + \phi_{b, l_4}) + (\phi_{t, l_2} + \phi_{t, l_3}) + (\theta_{b, l_1} - \theta_{b, l_4}) + (-\theta_{t, l_2} + \theta_{t, l_3})] \end{aligned} \quad (28)$$

Next, we hope to exhaust the choices of channel indices during the TPTs, and check the scaling dimensions of different spin-1 tunneling process. Typical examples of different channel choices are shown below. For  $l_1 = l_2 = l_3 = l_4 = l_0$  with  $l_0 = I/II$ , and

$$\begin{aligned} V_1^\sigma(l_0) &= v_1^\sigma \cos 2\sqrt{\pi}(\phi_{+,+} - (-1)^{l_0} \phi_{+,-}) \\ \Delta(v_1^\sigma) &= \frac{1}{K_+} + \frac{1}{K_-} \end{aligned} \quad (29)$$

For  $l_1 = l_4 \neq l_2 = l_3 = l_0$ ,

$$\begin{aligned} V_2^\sigma(l_0) &= v_2^\sigma \cos 2\sqrt{\pi}(\phi_{+,+} - (-1)^{l_0} \phi_{-,-}) \\ \Delta(v_2^\sigma) &= \frac{1}{K_+} + \frac{1}{K_-} \end{aligned} \quad (30)$$

For  $l_1 = l_2 \neq l_3 = l_4 = l_0$ ,

$$\begin{aligned} V_3^\sigma(l_0) &= v_3^\sigma \cos 2\sqrt{\pi}(\phi_{+,+} - (-1)^{l_0} \theta_{-,-}) \\ \Delta(v_3^\sigma) &= \frac{1}{K_+} + K_- \end{aligned} \quad (31)$$

The TPT with  $l_1 = l_3 \neq l_2 = l_4 = l_0$  shares the same scaling dimension with  $V_3^\sigma(l_0)$ . For  $l_1 = l_2 = l_3 \neq l_4 = l_0$ ,

$$\begin{aligned} V_4^\sigma(l_0) &= v_4^\sigma \cos \sqrt{\pi}[2\phi_{+,+} + (-1)^{l_0}(\phi_{+,-} + \phi_{-,-}) + (-1)^{l_0}(\theta_{+,-} - \theta_{-,-})] \\ \Delta(v_4^\sigma) &= \frac{1}{K_+} + \frac{1}{2}(K_- + \frac{1}{K_-}) \geq 1 + \frac{1}{K_+} > 1 \end{aligned} \quad (32)$$

One can generally show that a spin-1 tunneling TPT that has three channel indices equal to each other shares the same scaling dimension of  $V_4^\sigma(l_0)$ . These terms are irrelevant under RG as  $\Delta(v_4^\sigma) > 1$  despite the value of  $K_\pm$ . Therefore, spin-1 tunneling is relevant when either  $\frac{1}{K_+} + \frac{1}{K_-} < 1$  or  $\frac{1}{K_+} + K_- < 1$  is satisfied.

For charge-2e tunneling, we have

$$\begin{aligned} V_{l_1, l_2, l_3, l_4}^\rho &= v_{l_1, l_2, l_3, l_4}^\rho \psi_{b, L, l_1}^\dagger \psi_{t, R, l_2} \psi_{b, R, l_3}^\dagger \psi_{t, L, l_4} + h.c. \\ &= v_{l_1, l_2, l_3, l_4}^\rho \cos \sqrt{\pi}[(\phi_{b, l_1} - \phi_{b, l_3}) + (\phi_{t, l_2} - \phi_{t, l_4}) + (\theta_{b, l_1} + \theta_{b, l_3}) - (\theta_{t, l_2} + \theta_{t, l_4})] \end{aligned} \quad (33)$$

Similarly, for  $l_1 = l_2 = l_3 = l_4 = l_0$  with  $l_0 = I/II$ , and

$$\begin{aligned} V_1^\rho(l_0) &= v_1^\rho \cos 2\sqrt{\pi}(\theta_{-,+} - (-1)^{l_0} \theta_{-,-}) \\ \Delta(v_1^\rho) &= K_+ + K_- \end{aligned} \quad (34)$$

For  $l_1 = l_4 \neq l_2 = l_3 = l_0$ ,

$$\begin{aligned} V_2^\rho(l_0) &= v_2^\rho \cos 2\sqrt{\pi}(\theta_{-,+} + (-1)^{l_0} \theta_{+,-}) \\ \Delta(v_2^\rho) &= K_+ + K_- \end{aligned} \quad (35)$$

For  $l_1 = l_2 \neq l_3 = l_4 = l_0$ ,

$$\begin{aligned} V_3^\rho(l_0) &= v_3^\rho \cos 2\sqrt{\pi}(\phi_{+,-} - (-1)^{l_0}\theta_{-,+}) \\ \Delta(v_3^\rho) &= K_+ + \frac{1}{K_-} \end{aligned} \quad (36)$$

The TPT with  $l_1 = l_3 \neq l_2 = l_4 = l_0$  shares the same scaling dimension with  $V_3^\rho(l_0)$ . For  $l_1 = l_2 = l_3 \neq l_4 = l_0$ ,

$$\begin{aligned} V_4^\rho(l_0) &= v_4^\rho \cos \sqrt{\pi}[2\theta_{-,+} + (-1)^{l_0}(\phi_{+,-} - \phi_{-,-}) - (-1)^{l_0}(\theta_{+,-} + \theta_{-,-})] \\ \Delta(v_4^\rho) &= K_+ + \frac{1}{2}\left(K_- + \frac{1}{K_-}\right) \geq K_+ + 1 > 1 \end{aligned} \quad (37)$$

Similarly, all the terms with three equal indices are irrelevant under RG as  $\Delta(v_4^\rho) > 1$ . To conclude, charge-2e tunneling processes are relevant when either  $K_+ + \frac{1}{K_-} < 1$  or  $K_+ + K_- < 1$  is satisfied. There also exists a region where neither IC nor CI phase are favored, where CC/II phase is stable. This concludes the phase diagram of f-2HLL, which is summarized in Fig. 3 (a) in the main text.

### Phase diagram of b-HLLs in BSPT

When BSPT state is formed, anti-bonding field  $\phi_{s,-}$  is pinned and its dual field  $\theta_{s,-}$  exhibits diverging fluctuations. As a result, tunneling terms in terms of  $\theta_{s,-}$  field are forbidden, which gives rise to constraints to the channel index  $l_i$ . For spin-1 tunneling, we require  $l_1 = l_4$  and  $l_2 = l_3$ , and only  $V_1^\sigma$  and  $V_2^\sigma$  survive. Together with the fact that  $\phi_{s,-} = \frac{(2n_s+1)}{2\sqrt{2\pi}}\pi$  ( $n_s \in \mathbb{Z}$ ), both  $V_1^\sigma$  and  $V_2^\sigma$  can be written as a general form,

$$V^\sigma = v^\sigma \cos 2\sqrt{\pi}\phi_{+,+} = v^\sigma \cos 2\sqrt{\pi}\phi_\rho \quad (38)$$

Similarly, for charge-2e tunneling, we require  $l_1 \neq l_4$  and  $l_2 \neq l_3$ . Thus only  $V_3^\rho$  term survives, and we arrive at

$$V^\rho = v^\rho \cos 2\sqrt{\pi}\theta_{-,+} = v^\rho \cos 2\sqrt{\pi}\phi_\sigma \quad (39)$$

The scaling dimensions of these terms are

$$\Delta(V^\sigma) = \frac{1}{K_+}, \quad \Delta(V^\rho) = K_+. \quad (40)$$

which gives rise to the phase diagram of BSPT in Fig. 3 (b).

### Non-equilibrium shot noise spectrum and the effective charge[29, 30]

In the main text, we have shown that from the instanton picture, the minimal instanton process for QSHE gives rise to charge-e pumping, while that for BSPT corresponds to the charge-2e pumping. In this section, we will calculate the relation between the non-equilibrium current and the non-equilibrium shot noise spectrum, and extract the effective charge from this relation, which is consistent with the instanton hopping picture. To start with, we first derive the expression of the equilibrium current of instanton process in the following action

$$S = \frac{K}{\beta} \sum_n |\omega_n| |\phi(\omega_n)|^2 + g \int d\tau \cos[C\sqrt{\pi}\phi(\tau)], \quad (41)$$

where the value of  $C$  depends on the details of interaction. Here we have integrated out the field at  $x \neq 0$  and arrive at the 0 + 1 dimensional action at  $x = 0$ . When  $\frac{C^2}{4K} < 1$ , the cosine potential is relevant and flows to strong coupling limit under RG. The  $\phi$  field will be pinned to  $\frac{(2n+1)}{C}\sqrt{\pi}$  ( $n \in \mathbb{Z}$ ) to minimize the free energy of the system. Then a single instanton process that happens at  $\tau = \tau_i$  can be described as

$$\phi(\tau) = \phi_0 + q_i \frac{2\sqrt{\pi}}{C} \Theta(\tau - \tau_i). \quad (42)$$

Here  $\phi_0$  is the initial field configuration at  $\tau = 0$  and  $q_i = \pm 1$  is the charge of the instanton.



Physically, the charge of instanton must satisfy the charge neutrality condition as a result of the periodic boundary condition  $\phi(\tau = 0) = \phi(\tau = \beta)$ . Therefore, a multiple instanton configuration should be considered, where

$$\phi = \phi_0 + \frac{2\sqrt{\pi}}{C} \sum_i q_i \Theta(\tau - \tau_i) \quad (43)$$

and  $\sum_i q_i = 0$ . Then the equilibrium current operator for the instanton process is

$$\langle j(\tau)_{eq} \rangle = \frac{ieD}{\sqrt{\pi}} \langle \partial_\tau \phi \rangle_S = i \frac{2eD}{C} \langle \sum_i q_i \delta(\tau - \tau_i) \rangle_S \quad (44)$$

where we have used

$$\frac{d\phi}{d\tau} = \frac{2\sqrt{\pi}}{C} \sum_i q_i \delta(\tau - \tau_i) \quad (45)$$

and  $D$  is another adjustable parameter, which depends on the model details. On the other hand, the dual action of  $S$  which describes the instanton process in the strong coupling limit is

$$S_{dual} = \frac{1}{\beta K} \sum_{\omega_n} |\omega_n| |\tilde{\phi}|^2 + 2\tilde{g} \int d\tau \cos \frac{4}{C} \sqrt{\pi} \tilde{\phi} \quad (46)$$

$\tilde{\phi}$  here is the dual field of  $\phi$ . Further, we can define an action  $S[\phi, a]_{dual}$  with an auxiliary gauge field  $a(\tau)$ :

$$S[\phi, a]_{dual} = \frac{1}{\beta K} \sum_{\omega_n} |\omega_n| |\tilde{\phi}|^2 + 2\tilde{g} \int d\tau \cos \left[ \frac{4}{C} \sqrt{\pi} \tilde{\phi} + \frac{2eD}{C} a(\tau) \right] \quad (47)$$

In the Coulomb gas formulism, the partition function of  $S[\phi, a]_{dual}$  is now

$$\frac{Z^{dual}}{Z_0^{dual}} = 1 + \sum_p \frac{\tilde{g}^{2p}}{2p!} \prod_{i=1}^{2p} \sum_{q_i = \pm 1} \int_0^\beta d\tau_i \exp \left[ \frac{8K}{C^2} \ln \frac{|\tau_i - \tau_j|}{\tau_c} + i \sum_i q_i \frac{2eD}{C} a(\tau_i) \right] \quad (48)$$

where  $Z_0^{dual}$  is short for  $Z^{dual}(a = 0)$ . The current can be given by

$$\frac{1}{Z^{dual}} \frac{\delta Z^{dual}}{\delta a} \Big|_{a \rightarrow 0} = i \frac{2eD}{C} \langle \sum_i q_i \delta(\tau - \tau_i) \rangle = \langle j(\tau) \rangle_{eq} \quad (49)$$

Therefore, the equilibrium current is

$$\langle j(\tau) \rangle_{eq} = \frac{1}{Z_0^{dual}} \frac{\delta Z^{dual}}{\delta a} \Big|_{a \rightarrow 0} = \frac{4e\tilde{g}D}{C} \sin \left[ \frac{4}{C} \sqrt{\pi} \tilde{\phi} \right] \quad (50)$$

If a finite bias  $V$  is applied, we only need to replace  $a(\tau)$  with the electromagnetic vector potential  $A(\tau)$  in the above formula, where  $A = -Vt$ . In this case, the current operator is

$$\langle j(\tau) \rangle_{eq} = \frac{4e\tilde{g}D}{C} \sin \left[ \frac{4}{C} \sqrt{\pi} \tilde{\phi} + \frac{2eD}{C} A(\tau) \right] \quad (51)$$

Let us go back to real time  $t$ . The non-equilibrium current is obtained using the Keldysh technique. Define the Keldysh contour as  $K$  and an index  $\eta = \pm$  characterizing the forward (+) and backward (-) branch. The non-equilibrium current is

$$\langle I(t) \rangle = \frac{1}{2} \sum_{\eta} \langle \mathcal{T}_K j(t^\eta)_{eq} e^{-i \int_K dt_1 H_1(t_1)} \rangle \quad (52)$$

where  $H_1 = -2\tilde{g} \int dt \cos \left[ \frac{4}{C} \sqrt{\pi} \tilde{\phi} + \frac{2eD}{C} A(t) \right]$  is the perturbation term in the Hamiltonian formulism. Notice that  $\tilde{g}$  is a small parameter in the dual theory, and we expand the current to the leading order,

$$\begin{aligned} \langle I(t) \rangle &= \frac{4e\tilde{g}^2 D}{C} \sum_{\eta} \langle \mathcal{T}_K \sin \left[ \frac{4}{C} \sqrt{\pi} \tilde{\phi} + \frac{2eD}{C} A(t) \right] (1 + i \int_K dt_1 \cos \left[ \frac{4}{C} \sqrt{\pi} \tilde{\phi} + \frac{2eD}{C} A(t_1) \right]) \rangle + \mathcal{O}(\tilde{g}^2) \\ &= i \frac{4e\tilde{g}^2 D}{C} \int dt_1 \sum_{\eta, \eta_1} \langle \mathcal{T}_K \sin \left[ \frac{4}{C} \sqrt{\pi} \tilde{\phi}(t) + \frac{2eD}{C} A(t) \right] \cos \left[ \frac{4}{C} \sqrt{\pi} \tilde{\phi}(t_1) + \frac{2eD}{C} A(t_1) \right] \rangle + \mathcal{O}(\tilde{g}^2) \end{aligned} \quad (53)$$

By making use of the correlation function properties of vertex operators, it is straightforward to show that

$$\begin{aligned}
& \langle \mathcal{T}_K \sin[\frac{4}{C}\sqrt{\pi}\tilde{\phi}(t) + \frac{2eD}{C}A(t)] \cos[\frac{4}{C}\sqrt{\pi}\tilde{\phi}(t_1) + \frac{2eD}{C}A(t_1)] \rangle \\
&= \frac{1}{2} \sin[\frac{2eD}{C}(A(t) - A(t_1))] \langle \mathcal{T}_K e^{i\frac{4}{C}\sqrt{\pi}\tilde{\phi}(t)} e^{-i\frac{4}{C}\sqrt{\pi}\tilde{\phi}(t_1)} \rangle \\
&= \frac{1}{2} \sin[\frac{2eDV}{C}(t - t_1)] e^{-\frac{8\pi}{C^2} \langle \mathcal{T}_K [\tilde{\phi}(t) - \tilde{\phi}(t_1)]^2 \rangle}
\end{aligned} \tag{54}$$

So the non-equilibrium current is

$$\langle I(t) \rangle = i \frac{4e\tilde{g}^2 D}{C} \int_{-\infty}^{\infty} dt_1 \sum_{\eta, \eta_1} \eta_1 \frac{1}{2} \sin[\frac{2eDV}{C}(t - t_1)] e^{-\frac{8\pi}{C^2} \langle \mathcal{T}_K [\tilde{\phi}(t) - \tilde{\phi}(t_1)]^2 \rangle} \tag{55}$$

In the Keldysh formulism, we have four different correlation functions  $G_{\pm, \pm}$ . Notice that in the above formula, if a Green function  $G_{\eta, \eta'}$  is even in time, it gives zero contribution to the non-equilibrium current. So we only need to consider the following green function

$$\begin{aligned}
D_{+,-}(t) &= \frac{K}{2\pi} \ln \frac{\pi\tau_c/\beta}{\sin[\pi(-it)/\beta]} \\
D_{-,+}(t) &= \frac{K}{2\pi} \ln \frac{\pi\tau_c/\beta}{\sin[\pi(it)/\beta]}
\end{aligned} \tag{56}$$

Then

$$\begin{aligned}
\langle I(t) \rangle &= i \frac{2e\tilde{g}^2 D}{C} \int_{-\infty}^{\infty} dt_1 \sum_{\eta, \eta_1} \eta_1 \sin[\frac{2eDV}{C}(t - t_1)] \exp(\frac{16\pi}{C^2} \frac{K}{2\pi} \ln \frac{\pi\tau_c/\beta}{\sin[\pi(\eta_1 i)(t - t_1)/\beta]}) \\
&= i \frac{2e\tilde{g}^2 D}{C} \int_{-\infty}^{\infty} dt \sum_{\eta} (-\eta) \sin[\frac{2eDV}{C}t] \exp(\frac{8K}{C^2} \ln \frac{\pi\tau_c/\beta}{\sin[\pi(\eta it)/\beta]}) \\
&= i \frac{2e\tilde{g}^2 D}{C} (\frac{\pi\tau_c}{\beta})^{\frac{8K}{C^2}} \int_{-\infty}^{\infty} dt \sum_{\eta} (-\eta) \sin[\frac{2eDV}{C}t] [\frac{1}{-\eta i \sinh[\pi t/\beta]}]^{\frac{8K}{C^2}}
\end{aligned} \tag{57}$$

This integral can be calculated exactly when  $\frac{8K}{C^2} < 1$ , while a singularity occurs at  $t = 0$  when  $\frac{8K}{C^2} \geq 1$ .

The non-equilibrium noise spectrum at zero frequency  $\tilde{S}(\omega = 0)$  is defined as

$$\tilde{S}(\omega = 0) = \int d(t - t') \tilde{S}(t - t') \tag{58}$$

While  $\tilde{S}(t - t')$  is defined in the Keldysh formulism as

$$\begin{aligned}
\tilde{S}(t - t') &= \sum_{\eta} \langle \mathcal{T}_K \{ I_{\eta}(t), I_{-\eta}(t') e^{-i \int_{\mathcal{K}} dt_1 H_1(t_1)} \} \rangle \\
&= \sum_{\eta} \langle \mathcal{T}_K \{ I_{\eta}(t), I_{-\eta}(t') \} \rangle + \mathcal{O}(\tilde{g}^2)
\end{aligned} \tag{59}$$

Following the calculation of non-equilibrium current, we obtain

$$\begin{aligned}
\tilde{S}(t) &= \frac{1}{2} (\frac{4e\tilde{g}D}{C})^2 \sum_{\eta} \cos[\frac{2eDV}{C}t] e^{\frac{16\pi}{C^2} D_{\eta, -\eta}(t)} \\
&= \frac{1}{2} (\frac{4e\tilde{g}D}{C})^2 (\frac{\pi\tau_c}{\beta})^{\frac{8K}{C^2}} \sum_{\eta} \cos[\frac{2eDV}{C}t] (\frac{1}{-\eta i \sinh[\pi t/\beta]})^{\frac{8K}{C^2}}
\end{aligned} \tag{60}$$

where we have defined  $t - t' \rightarrow t$ . Therefore, the non-equilibrium noise spectrum at zero frequency is

$$\tilde{S}(\omega = 0) = \frac{1}{2} (\frac{4e\tilde{g}D}{C})^2 (\frac{\pi\tau_c}{\beta})^{\frac{8K}{C^2}} \sum_{\eta} \int dt \cos[\frac{2eDV}{C}t] (\frac{1}{-\eta i \sinh[\pi t/\beta]})^{\frac{8K}{C^2}} \tag{61}$$

Therefore, we arrive at a similar diverging integral. Let us denote these two integrals as

$$\begin{aligned} F_1(a, b, c) &= \sum_{\eta} (-\eta) \int_{-\infty}^{\infty} dt \sin at \left( \frac{1}{-i\eta \sinh bt} \right)^c \\ F_2(a, b, c) &= \sum_{\eta} \int_{-\infty}^{\infty} dt \cos at \left( \frac{1}{-i\eta \sinh bt} \right)^c \end{aligned} \quad (62)$$

where  $a = \frac{2eV}{C}$ ,  $b = \frac{\pi}{\beta}$ ,  $c = \frac{8K}{C^2}$ . To evaluate these integrals, we perform the analytic continuation and define,

$$\tau = -t + \frac{i\eta\pi}{2b}, \quad t = -\tau + \frac{i\eta\pi}{2b} \quad (63)$$

This shift allows us to define a new integration contour in the complex plane. It can be checked that between the old contour and the new contour, there is no singularity. Therefore, according to Cauchy's theorem, the new integration equals to the old integration, while there is no singularity along the new contour at all. Then we find that

$$\sinh\left(b\tau - \frac{i\eta\pi}{2}\right) = -i\eta \cosh b\tau \quad (64)$$

now becomes an even function in  $\tau$ . Therefore, after this transformation, any  $\tau$ -odd component of  $\sin at$  and  $\cos at$  must vanish under the integration. Then we arrive at

$$\begin{aligned} F_1(a, b, c) &= 2i \sinh \frac{\pi a}{2b} \int_{-\infty}^{\infty} d\tau \frac{\cos a\tau}{(-\cosh b\tau)^c} \\ F_2(a, b, c) &= -2 \cosh \frac{\pi a}{2b} \int_{-\infty}^{\infty} d\tau \frac{\cos a\tau}{(-\cosh b\tau)^c} \end{aligned} \quad (65)$$

This gives rise to an interesting relation between these two integrals that

$$F_2(a, b, c) = i \coth \frac{\pi a}{2b} F_1(a, b, c) \quad (66)$$

Without evaluating the integral explicitly, we arrive at the following relation between noise spectrum and current,

$$\tilde{S}(\omega = 0) = 2e^* \coth \frac{eV}{Ck_B T} \langle I \rangle \quad (67)$$

where the effective charge is

$$e^* = \frac{2De}{C} \quad (68)$$

For a quantum point contact in a BSPT system. In the IC phase,  $D = C = 2$  and we find that the effective charge is  $e^* = 2e$ , which is consistent with the instanton analysis in the main text.

---