

# Error bounds for approximations with deep ReLU networks

Dmitry Yarotsky<sup>\*†</sup>  
 yarotsky@mail.ru

June 29, 2022

## Abstract

We study how approximation errors of neural networks with ReLU activation functions depend on the depth of the network. We establish rigorous error bounds showing that deep ReLU networks are significantly more expressive than shallow ones as long as approximations of smooth functions are concerned. At the same time, we show that on a set of functions constrained only by their degree of smoothness, a ReLU network architecture cannot in general achieve approximation accuracy with better than a power law dependence on the network size, regardless of its depth.

## 1 Introduction

Recently, multiple successful applications of deep neural networks to pattern recognition problems [10, 18] have revived active interest in theoretical properties of such networks, in particular their expressive power. It has been argued that deep networks may be more expressive than shallow ones of comparable size (see, e.g., [3, 6, 14, 16, 19]). In contrast to a shallow network, a deep one can be viewed as a long sequence of non-commutative transformations, which is a natural setting for high expressiveness (cf. the well-known Solovay-Kitaev theorem on fast approximation of arbitrary quantum operations by sequences of non-commutative gates [5, 9]).

There are various ways to characterize expressive power of networks. Delalleau and Bengio [6] consider sum-product networks and prove for certain classes of polynomials that they are much more easily represented by deep networks than shallow networks. Montufar et al. [14] estimate the number of linear regions in the network's landscape. Bianchini and Scarselli [3] give bounds for Betti numbers characterizing topological properties of functions

---

<sup>\*</sup>Skolkovo Institute of Science and Technology, Skolkovo Innovation Center, Building 3, Moscow 143026 Russia

<sup>†</sup>Institute for Information Transmission Problems, Bolshoy Karetny per. 19, build.1, Moscow 127051, Russia

represented by networks. Telgarsky [19] provides specific examples of classification problems where deep networks are provably more efficient than shallow ones.

In the context of classification problems, a general and standard approach to characterizing expressiveness is based on the notion of the Vapnik-Chervonenkis dimension [20]. There exist several bounds for VC-dimension of deep networks with piece-wise polynomial activation functions that go back to geometric techniques of Goldberg and Jerrum [7]; see [2, 17] and the book [1]. There is a related concept, the fat-shattering dimension, for real-valued approximation problems [1, 8].

In this paper we examine the problem of shallow-vs-deep expressiveness from the perspective of approximation theory and general spaces of functions having bounded derivatives up to certain order (Sobolev-type spaces). In this framework, the problem of expressiveness is very well studied in the case of shallow networks with a single hidden layer, where it is known, in particular, that to approximate a  $C^n$ -function on a  $d$ -dimensional set with infinitesimal error  $\epsilon$  one needs a network of size about  $\epsilon^{-d/n}$ , assuming a smooth activation function (see, e.g., [11, 15] for a number of related rigorous upper and lower bounds and further qualifications of this result). Much less seems to be known about deep networks in this setting, though Mhaskar et al. [12, 13] have recently introduced functional spaces constructed using deep dependency graphs and obtained expressiveness bounds for related deep networks.

We will focus our attention on networks with the ReLU activation function  $\sigma(x) = \max(0, x)$ , which, despite its utter simplicity, seems to be the most popular choice in practical applications [10]. We will consider standard spaces of  $C^n$ -functions (without any assumptions of hierarchical structure). Our goal is to obtain lower and upper bounds on the expressiveness of deep and shallow networks that can clarify if there is indeed a benefit of depth with respect to approximating such functions. We measure complexity of networks in a conventional way, by counting the number of their weights and computation units (cf. [1]).

Our findings can be summarized as follows.

- In Section 2 we show that the depth is indeed beneficial for the purpose of fast approximation of smooth functions by ReLU networks.

As the ReLU function is piece-wise linear, shallow ReLU networks can only slowly approximate even simple functions such as  $f(x) = x^2$ : specifically, as we show in Proposition 1b), a network of fixed depth  $L$  requires at least  $\sim \epsilon^{-1/(2(L-2))}$  computation units to reduce the error to  $\epsilon$ . In contrast, as we show in Proposition 1a), a network with unconstrained depth can do it with just  $O(\log 1/\epsilon)$  computation units and weights.

This observation can be used to substantially boost efficiency of ReLU approximation for general smooth functions: in Theorem 1 we describe a deep ReLU network architecture of depth  $O(\log 1/\epsilon)$  and complexity  $O(\epsilon^{-d/n} \log 1/\epsilon)$  that is capable of approximating with error  $\epsilon$  any function from a ball of  $C^n$ -functions on  $[0, 1]^d$ .

As we mentioned earlier,  $\epsilon^{-d/n}$  is known to be the asymptotic of approximating smooth functions by networks that are very shallow but have a smooth (or hand-crafted) activation function. Accordingly, we can interpret Theorem 1 as saying that leveraging

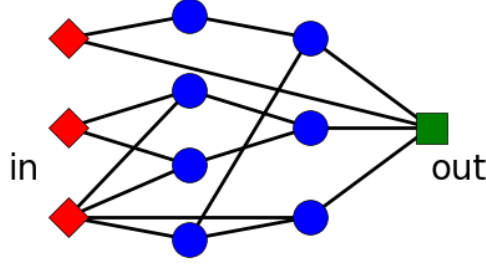


Figure 1: A feedforward neural network having 3 input units (diamonds), 1 output unit (square), and 7 computation units with nonlinear activation (circles). The network has 4 layers and  $16 + 8 = 24$  weights.

the benefit of depth allows the ReLU network to quickly remove the handicap of crudeness of the ReLU activation function and catch up with shallow networks with smooth activation functions.

- A natural question raised by results of Section 2 is how optimal is the complexity bound  $O(\epsilon^{-d/n} \log 1/\epsilon)$  of Theorem 1. It is clear that some functions, or classes of functions, can be approximated by deep networks much faster than this power law suggests. For this reason, we are interested in a uniform bound, applicable to all functions from a  $C^n$ -ball.

In Theorem 2 of Section 3 we prove such a lower bound that is a direct counterpart of the upper bound of Theorem 1: it says that a network architecture capable of approximating any function from a ball of  $C^n$ -functions on  $[0, 1]^d$  must have at least  $\sim \epsilon^{-d/(2n)}$  weights.

Thus, our lower bound is a power law with the exponent that is only different by the factor 2 from the exponent in the upper bound. This shows that for generic functions of fixed smoothness we cannot substantially improve the network's expressiveness ensured by Theorem 1, regardless of the depth we use.

## 2 The benefit of depth: fast approximations of smooth functions

We consider standard feedforward neural networks with the ReLU (Rectified Linear Unit) activation function

$$\sigma(x) = \max(0, x).$$

The network consists of several input units, one output unit, and a number of “hidden” computation units. Each hidden unit performs an operation of the form

$$y = \sigma \left( \sum_{k=1}^N w_k x_k + b \right)$$

with some weights (adjustable parameters)  $(w_k)_{k=1}^N$  and  $b$  depending on the unit. The output unit is also a computation unit, but without the nonlinearity, i.e., it computes  $y = \sum_{k=1}^N w_k x_k + b$ . The units are grouped in layers, and the inputs  $(x_k)_{k=1}^N$  of a computation unit in a certain layer are outputs of some units belonging to any of the preceding layers (see Fig. 1).

The depth of the network, the number of units and the total number of weights are standard measures of the network’s complexity [1]. The number of weights is, clearly, the sum of the total number of connections and the number of computation units.

For the rest of the paper, we will be interested in approximating functions  $f : [0, 1]^d \rightarrow \mathbb{R}$  by such networks. Given a network  $\eta$  approximating a function  $f$ , by the *approximation error* we will always mean the uniform maximum error

$$\|f - \eta\|_\infty = \max_{\mathbf{x} \in [0, 1]^d} |f(\mathbf{x}) - \eta(\mathbf{x})|.$$

Our first result shows that ReLU networks with unconstrained depth are much more efficient than fixed-depth networks for approximating the function  $f(x) = x^2$ . Our construction uses the “sawtooth” function that has previously appeared in Telgarsky’s work [19].

**Proposition 1.** *Consider the function  $f(x) = x^2$  on the segment  $[0, 1]$ . Then*

- a) *The function  $f$  can be approximated with any error  $\epsilon > 0$  by a ReLU network having the depth and the number of weights and computation units  $O(\log(1/\epsilon))$ .*
- b) *For any fixed  $L$ , a depth- $L$  ReLU network approximating  $f$  with error  $\epsilon$  must have at least  $\frac{1}{2}(32\epsilon)^{-1/(2(L-2))}$  weights and computation units.*

*Proof.* a) Consider the “tooth” function  $g : [0, 1] \rightarrow [0, 1]$ ,

$$g(x) = \begin{cases} 2x, & x < \frac{1}{2}, \\ 2(1 - x), & x \geq \frac{1}{2}, \end{cases}$$

and the iterated “sawtooth” functions

$$g_m(x) = \underbrace{g \circ g \circ \dots \circ g}_m(x) = \begin{cases} 2^m \left( x - \frac{2k}{2^m} \right), & x \in \left[ \frac{2k}{2^m}, \frac{2k+1}{2^m} \right], k = 0, 1, \dots, 2^{m-1} - 1, \\ 2^m \left( \frac{2k}{2^m} - x \right), & x \in \left[ \frac{2k-1}{2^m}, \frac{2k}{2^m} \right], k = 1, 2, \dots, 2^{m-1}, \end{cases}$$

(see Fig. 2a). Let

$$f_m(x) = x - \sum_{k=1}^m \frac{g_k(x)}{2^{2k}}.$$

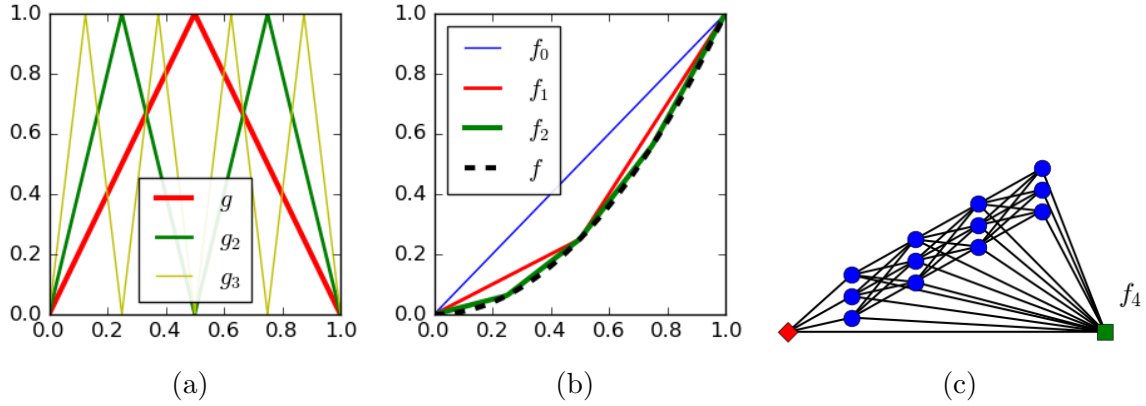


Figure 2: Fast approximation of the function  $f(x) = x^2$  from Proposition 1a): (a) the “tooth” function  $g$  and the iterated “sawtooth” functions  $g_2, g_3$ ; (b) the approximating functions  $f_m$ ; (c) the network architecture for  $f_4$ .

Then  $f_m$  is a piece-wise linear interpolation of  $f$  with  $2^m + 1$  uniformly distributed nodes  $\frac{k}{2^m}, k = 0, \dots, 2^m$ :

$$f_m\left(\frac{k}{2^m}\right) = \left(\frac{k}{2^m}\right)^2, \quad k = 0, \dots, 2^m,$$

and the uniform approximation error is  $\epsilon_m = 2^{-2m-2}$  (see Fig. 2b). Since  $g$  can be implemented by a finite ReLU network (as  $g(x) = 2\sigma(x) - 4\sigma(x - \frac{1}{2}) + 2\sigma(x - 1)$ ) and since construction of  $f_m$  only involves  $O(m)$  linear operations and compositions of  $g$ , we can implement  $f_m$  by a ReLU network having depth and the number of weights and computation units all being  $O(m)$  (see Fig. 2c). This implies the claim a).

b) A ReLU network  $\eta$  approximating  $f$  is a piece-wise linear function of  $x \in [0, 1]$ . Let  $N$  be the the number of linear pieces in it. Then there is a segment  $[a, b] \subset [0, 1]$  of length at least  $\frac{1}{N}$  where  $\eta$  is linear. On this segment,  $f - \eta$  is a 2nd degree polynomial with leading coefficient 1. For such polynomials,  $\max_{x \in [a, b]} |f(x) - \eta(x)| \geq \frac{(b-a)^2}{8}$  (the bound is attained by the rescaled Chebyshev polynomial  $T_2$  on this segment). It follows that

$$\max_{x \in [0, 1]} |f(x) - \eta(x)| \geq \frac{1}{8N^2}. \quad (1)$$

Now let us give a (crude) upper bound on the number  $N$  of linear pieces. Let  $N_s$  denote the maximum number of linear pieces in the output of a computation unit taken over all units in layers  $s$  and below. Consider a layer- $s$  unit. Its output is  $r(x) = \sigma(\sum_k w_k z_k(x) + h)$ , where  $z_k(x)$  are the incoming outputs of units in earlier layers. Let  $U$  denote the total number of computation units in the network; since there is only one input unit and one output unit,  $U$  is also the number of all units except the output unit. If the piece-wise linear function  $\sum_k w_k z_k(x) + h$  has a node point  $x$ , then  $x$  must also be a node point of one of the functions  $z_k(x)$ , so the number of linear segments in the function  $\sum_k w_k z_k(x) + h$  is upper bounded by

$U(N_{s-1} - 1) + 1$ . Application of the ReLU function to  $\sum_n w_n z_n(x) + h$  cannot create more than one new node in each linear segment, so  $r(x)$  has not more than  $2(U(N_{s-1} - 1) + 1)$  linear pieces. It follows that  $N_s \leq 2UN_{s-1}$ . The first layer of computation units corresponds to  $s = 2$  and, clearly,  $N_2 \leq 2$  by definition. Since the output unit belongs to the  $L$ 'th layer,

$$N \leq 2(2U)^{L-2}.$$

Comparing this with (1), we obtain the desired lower bound for the number of computation units. The same bound holds for the number of weights since there are more weights than computation units.  $\square$

Since

$$fg = \frac{1}{2}((f + g)^2 - f^2 - g^2), \quad (2)$$

we can use Proposition 1a) to efficiently implement accurate multiplication in a ReLU network. The implementation will depend on the required accuracy and the magnitude of the multiplied quantities.

**Proposition 2.** *Given  $M > 0$  and  $\epsilon \in (0, 1)$ , there is a ReLU network  $\eta$  with two input units  $f, g$  such that*

- a) *for any inputs  $f, g$ , if  $|f| \leq M$  and  $|g| \leq M$ , then  $|\eta(f, g) - fg| \leq \epsilon$ ;*
- b) *if  $f = 0$  or  $g = 0$ , then  $\eta(f, g) = 0$ ;*
- c) *the depth and the number of weights and computation units in  $\eta$  is not greater than  $c_1 \log(1/\epsilon) + c_2$  with some constants  $c_1$  and  $c_2 = c_2(M)$ .*

*Proof.* Let  $\eta_{\text{sq}, \delta}$  be the network from Proposition 1a) implementing approximate squaring so that  $\eta_{\text{sq}, \delta}(0) = 0$  and  $|\eta_{\text{sq}, \delta}(x) - x^2| < \delta$  for  $x \in [0, 1]$ . Assume without loss of generality that  $M \geq 1$  and set

$$\eta(f, g) = \frac{M^2}{8} \left( \eta_{\text{sq}, \delta} \left( \frac{|f + g|}{2M} \right) - \eta_{\text{sq}, \delta} \left( \frac{|f|}{2M} \right) - \eta_{\text{sq}, \delta} \left( \frac{|g|}{2M} \right) \right), \quad (3)$$

where  $\delta = \frac{8\epsilon}{3M^2}$ . Then property b) is immediate and a) follows easily using expansion (2). To conclude c), observe that computation (3) consists of three instances of  $\eta_{\text{sq}, \delta}$  and finitely many linear and ReLU operations, so c) follows from Proposition 1a).  $\square$

In order to formulate our general result, Theorem 1, we introduce the standard class of  $C^n$ -functions on  $[0, 1]^d$  with bounded partial derivatives up to order  $n$ :

$$F_{d,n} = \{f \in C([0, 1]^d) : \max_{\mathbf{n}: |\mathbf{n}| \leq n} \max_{\mathbf{x} \in [0, 1]^d} |D^{\mathbf{n}} f(\mathbf{x})| \leq 1\},$$

where  $\mathbf{n} = (n_1, \dots, n_d) \in \{0, 1, \dots\}^d$  and  $|\mathbf{n}| = n_1 + \dots + n_d$ . Here and in the sequel we denote vectors by boldface characters.

Also, it will now be convenient to make a distinction between *networks* and *network architectures*: we define the latter as the former with unspecified weights. We say that a network architecture *is capable of expressing any function from  $F_{d,n}$  with error  $\epsilon$*  meaning that this can be achieved by some weight assignment.

**Theorem 1.** *For any  $d, n$  and  $\epsilon \in (0, 1)$ , there is a ReLU network architecture that*

1. *is capable of expressing any function from  $F_{d,n}$  with error  $\epsilon$ ;*
2. *has the depth at most  $c(\log(1/\epsilon) + 1)$  and at most  $c\epsilon^{-d/n}(\log(1/\epsilon) + 1)$  weights and computation units, with some  $c = c(d, n)$ .*

*Proof.* We start with approximating  $f$  by a sum-product combination of local Taylor polynomials and one-dimensional piecewise-linear functions. Let  $N$  be a positive integer. Consider a partition of unity formed by a grid of  $(N + 1)^d$  functions  $\phi_{\mathbf{m}}$  on the domain  $[0, 1]^d$ :

$$\sum_{\mathbf{m}} \phi_{\mathbf{m}}(\mathbf{x}) \equiv 1, \quad \mathbf{x} \in [0, 1]^d,$$

where  $\mathbf{m} = (m_1, \dots, m_d) \in \{0, 1, \dots, N\}^d$ , and

$$\phi_{\mathbf{m}}(\mathbf{x}) = \prod_{k=1}^d \psi\left(3N\left(x_k - \frac{m_k}{N}\right)\right)$$

with

$$\psi(x) = \begin{cases} 1, & |x| < 1, \\ 0, & 2 < |x|, \\ 2 - |x|, & 1 \leq |x| \leq 2 \end{cases}$$

(see Fig. 3). For any  $\mathbf{m} \in \{0, \dots, N\}^d$ , consider the degree- $(n - 1)$  Taylor polynomial at  $\mathbf{x} = \frac{\mathbf{m}}{N}$ :

$$P_{\mathbf{m}}(\mathbf{x}) = \sum_{\mathbf{n}: |\mathbf{n}| < n} \frac{D^{\mathbf{n}} f}{\mathbf{n}!} \Big|_{\mathbf{x} = \frac{\mathbf{m}}{N}} \left(\mathbf{x} - \frac{\mathbf{m}}{N}\right)^{\mathbf{n}}. \quad (4)$$

Now define an approximation to  $f$  by

$$f_1 = \sum_{\mathbf{m} \in \{0, \dots, N\}^d} \phi_{\mathbf{m}} P_{\mathbf{m}}. \quad (5)$$

Since  $f \in F_{d,n}$  and any  $\mathbf{x} \in [0, 1]^d$  belongs to the support of at most  $2^d$  functions  $\phi_{\mathbf{m}}$ , standard bounds for the Taylor remainder imply

$$\begin{aligned} |f(\mathbf{x}) - f_1(\mathbf{x})| &= \left| \sum_{\mathbf{m}} \phi_{\mathbf{m}}(\mathbf{x}) (f(\mathbf{x}) - P_{\mathbf{m}}(\mathbf{x})) \right| \leq \sum_{\mathbf{m}: |x_k - \frac{m_k}{N}| < \frac{1}{N} \forall k} |f(\mathbf{x}) - P_{\mathbf{m}}(\mathbf{x})| \\ &\leq \frac{2^d d^n}{n!} \left(\frac{1}{N}\right)^n \max_{\substack{\mathbf{n}: |\mathbf{n}|=n \\ \mathbf{x} \in [0, 1]^d}} |D^{\mathbf{n}} f(\mathbf{x})| \leq \frac{2^d d^n}{n!} \left(\frac{1}{N}\right)^n. \end{aligned}$$

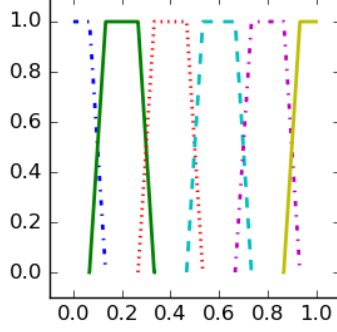


Figure 3: Functions  $(\phi_m)_{m=0}^5$  forming a partition of unity for  $d = 1, N = 5$  in the proof of Theorem 1.

It follows that if we choose

$$N = \left\lceil \left( \frac{n!}{2^d d^n} \frac{\epsilon}{2} \right)^{-1/n} \right\rceil, \quad (6)$$

then  $\|f - f_1\|_\infty \leq \frac{\epsilon}{2}$ . Note that, by (4) the coefficients of the polynomials  $P_{\mathbf{m}}$  are uniformly bounded for all  $f \in F_{d,n}$ :

$$P_{\mathbf{m}}(\mathbf{x}) = \sum_{\mathbf{n}: |\mathbf{n}| < n} a_{\mathbf{m}, \mathbf{n}} \left( \mathbf{x} - \frac{\mathbf{m}}{N} \right)^{\mathbf{n}}, \quad |a_{\mathbf{m}, \mathbf{n}}| \leq 1. \quad (7)$$

We have therefore reduced our task to the following: construct a network architecture capable of approximating with uniform error  $\frac{\epsilon}{2}$  any function of the form (5), assuming that  $N$  is given by (6) and the polynomials  $P_{\mathbf{m}}$  are of the form (7).

Each term  $\phi_{\mathbf{m}}(\mathbf{x})P_{\mathbf{m}}(\mathbf{x})$  in expansion (5) is computed by operations  $+$ ,  $-$ ,  $\times$  and ReLU from the input variables and constants, and the number of these operations only depends on  $d$  and  $n$ , but not on  $N$ . Since  $|\psi(x)| \leq 1$  and the coefficients of the polynomials satisfy  $|a_{\mathbf{m}, \mathbf{n}}| \leq 1$ , all partial expressions appearing in the computation of  $\phi_{\mathbf{m}}(\mathbf{x})P_{\mathbf{m}}(\mathbf{x})$  are bounded on  $[0, 1]^d$  by some constant only depending on  $d$  and  $n$ . As a result, we can choose a constant  $M$  only depending on  $d$  and  $n$  so that Proposition 2 is applicable to any multiplication in  $\phi_{\mathbf{m}}(\mathbf{x})P_{\mathbf{m}}(\mathbf{x})$  with this  $M$ . Let  $\xi_{\mathbf{m}, \delta}$  be the ReLU network obtained in this way from  $\phi_{\mathbf{m}}(\mathbf{x})P_{\mathbf{m}}(\mathbf{x})$  by replacing all multiplications using Proposition 2 with some  $\delta$  as the multiplication accuracy. It follows that

$$|\xi_{\mathbf{m}, \delta}(\mathbf{x}) - \phi_{\mathbf{m}}(\mathbf{x})P_{\mathbf{m}}(\mathbf{x})| \leq c\delta, \quad \mathbf{x} \in [0, 1]^d, \quad (8)$$

and the depth and the number of weights and computation units in  $\xi_{\mathbf{m}, \delta}$  is bounded by  $c(\log(1/\epsilon) + 1)$ , with some  $c = c(d, n)$ . Moreover, by statement b) of Proposition 2,

$$\xi_{\mathbf{m}, \delta}(\mathbf{x}) = \phi_{\mathbf{m}}(\mathbf{x})P_{\mathbf{m}}(\mathbf{x}), \quad \mathbf{x} \notin \text{supp } \phi_{\mathbf{m}}. \quad (9)$$

Now if we approximate  $f_1$  by  $\xi_\delta = \sum_{\mathbf{m} \in \{0, \dots, N\}^d} \xi_{\mathbf{m}, \delta}$ , it follows from (8), (9) that  $\|f_1 - \xi_\delta\|_\infty \leq 2^d c \delta$ , so we can choose  $\delta = \frac{\epsilon}{c 2^{d+1}}$  to ensure

$$\|f - \xi_\delta\|_\infty \leq \|f - f_1\|_\infty + \|f_1 - \xi_\delta\|_\infty \leq \frac{\epsilon}{2} + \frac{\epsilon}{2} = \epsilon.$$



By construction, the architecture of  $\xi_\delta$  does not depend on  $f \in F_{d,n}$ , only weights do.

Finally, since  $\xi_\delta$  can be viewed as composed of  $(N+1)^d$  parallel networks  $\xi_{\mathbf{m},\delta}$  and  $N$  is given by (6), we obtain for this  $\xi_\delta$  the claimed complexity estimate.  $\square$

### 3 The futility of depth: expressiveness bounds for generic functions of prescribed smoothness

Theorem 1 shows that the smoother the function the faster it can be approximated by a deep ReLU network (in particular, for infinitely smooth functions the approximation rate is faster than any power law). How important is the requirement of smoothness here and how optimal is our construction of approximation network?

In this section we show that any class  $F_{d,n}$  (which can be interpreted as a class of functions having a prescribed smoothness) contains sufficiently many “difficult” functions preventing construction of network architectures capable of very fast approximations on this whole class. Precisely, this is expressed by the following counterpart to Theorem 1.

**Theorem 2.** *Fix  $d, n$ . For any  $\epsilon \in (0, 1)$ , a ReLU network architecture capable of approximating any function  $f \in F_{d,n}$  with error  $\epsilon$  must have at least  $c\epsilon^{-d/(2n)}$  weights, with some  $c = c(d, n) > 0$ .*

Theorem 2 is an easy consequence of existing upper bounds on VC-dimension of networks with Boolean outputs [1]. Recall that given a class  $H$  of Boolean functions on  $[0, 1]^d$ , the VC-dimension of  $H$  is defined as the size of the largest shattered subset  $S \subset [0, 1]^d$ , i.e. the largest subset on which  $H$  can compute any dichotomy (see, e.g., [1], Section 3.3). We are interested in the case when  $H$  is the family of functions obtained by applying thresholds  $\mathbb{1}(x > a)$  to a ReLU network with fixed architecture but variable weights. In this case Theorem 8.7 of [1] implies that  $\text{VCdim}(H) = O(W^2)$ , where  $W$  is the number of weights.

*Proof of Theorem 2.* Given a positive integer  $N$  to be chosen later, choose  $S$  as a set of  $N^d$  points  $\mathbf{x}_1, \dots, \mathbf{x}_{N^d}$  in the cube  $[0, 1]^d$  such that the distance between any two of them is not less than  $\frac{1}{N}$ . Given any assignment of values  $y_1, \dots, y_{N^d} \in \mathbb{R}$ , we can construct a smooth function  $f$  satisfying  $f(\mathbf{x}_m) = y_m$  for all  $m$  by setting

$$f(\mathbf{x}) = \sum_{m=1}^{N^d} y_m \phi(N(\mathbf{x} - \mathbf{x}_m)), \quad (10)$$

with some  $C^\infty$  function  $\phi : \mathbb{R}^d \rightarrow \mathbb{R}$  such that  $\phi(\mathbf{0}) = 1$  and  $\phi(\mathbf{x}) = 0$  if  $|\mathbf{x}| > \frac{1}{2}$ .

Let us obtain a condition ensuring that such  $f \in F_{d,n}$ . For any multi-index  $\mathbf{n}$ ,

$$\max_{\mathbf{x}} |D^{\mathbf{n}} f(\mathbf{x})| = N^{|\mathbf{n}|} \max_m |y_m| \max_{\mathbf{x}} |D^{\mathbf{n}} \phi(\mathbf{x})|,$$

so if

$$\max_m |y_m| \leq cN^{-n}, \quad (11)$$

with some constant  $c = c(d, n)$ , then  $f \in F_{d,n}$ .

Now set

$$\epsilon = cN^{-n}/3 \quad (12)$$

and suppose that there is a ReLU network architecture  $\eta(\mathbf{x}, \mathbf{w})$  that can approximate, by adjusting its weights  $\mathbf{w}$ , any  $f \in F_{d,n}$  with error less than  $\epsilon$ . Consider any assignment  $\mathbf{z}$  of Boolean values  $z_1, \dots, z_m \in \{0, 1\}$ . Set

$$y_m = z_m cN^{-n}, m = 1, \dots, N^d,$$

and let  $f$  be given by (10); then (11) holds and hence  $f \in F_{d,n}$ . By assumption, there is an assignment of weights,  $\mathbf{w} = \mathbf{w}_{\mathbf{z}}$ , such that

$$\eta(\mathbf{x}_m, \mathbf{w}_{\mathbf{z}}) \begin{cases} > cN^{-n}/2, & \text{if } z_m = 1, \\ < cN^{-n}/2, & \text{if } z_m = 0, \end{cases}$$

so the thresholded network  $\eta_1 = \mathbb{1}(\eta > cN^{-n}/2)$  has outputs

$$\eta_1(\mathbf{x}_m, \mathbf{w}_{\mathbf{z}}) = z_m, \quad m = 1, \dots, N^d.$$

Since the Boolean values  $z_m$  were arbitrary, we conclude that the subset  $S$  is shattered and hence

$$\text{VCdim}(\eta_1) \geq N^d. \quad (13)$$

But, by the upper bound mentioned earlier,

$$\text{VCdim}(\eta_1) = O(W^2), \quad (14)$$

where  $W$  is the number of weights in  $\eta_1$ , which is the same as in  $\eta$  if we do not count the threshold value.

Expressing  $N$  through  $\epsilon$  with (12) and combining (13) with (14), we obtain the desired bound.  $\square$

## 4 Discussion

Results described in our paper show that, from the point of view of uniform approximations on standard spaces of smooth functions, increasing the depth of ReLU networks helps to easily overcome the lack of smoothness in the activation function, but cannot significantly help in representing general complex dependencies realizable in these spaces. We should note, however, that these general dependencies are probably not very typical of real world applications, which usually possess symmetries and hierarchical and other structural properties substantially narrowing the actually interesting classes of approximated functions [10]. Some recent publications introduce and study expressive power of deep networks in frameworks bridging this gap, in particular, graph-based hierarchical approximations are studied in [12, 13] and convolutional arithmetic circuits in [4]. Theoretical analysis of expressiveness of deep networks taking into account such properties of real data seems to be an important and promising direction of future research.

## References

- [1] Martin Anthony and Peter L Bartlett. *Neural network learning: Theoretical foundations*. Cambridge university press, 2009.
- [2] Peter L Bartlett, Vitaly Maiorov, and Ron Meir. Almost linear VC-dimension bounds for piecewise polynomial networks. *Neural computation*, 10(8):2159–2173, 1998.
- [3] Monica Bianchini and Franco Scarselli. On the complexity of neural network classifiers: A comparison between shallow and deep architectures. *IEEE transactions on neural networks and learning systems*, 25(8):1553–1565, 2014.
- [4] Nadav Cohen, Or Sharir, and Amnon Shashua. On the expressive power of deep learning: A tensor analysis. *arXiv preprint arXiv:1509.05009*, 2015.
- [5] CM Dawson and MA Nielsen. The Solovay-Kitaev algorithm. *Quantum Information and Computation*, 6(1):81–95, 2006.
- [6] Olivier Delalleau and Yoshua Bengio. Shallow vs. deep sum-product networks. In *Advances in Neural Information Processing Systems*, pages 666–674, 2011.
- [7] Paul W Goldberg and Mark R Jerrum. Bounding the Vapnik-Chervonenkis dimension of concept classes parameterized by real numbers. *Machine Learning*, 18(2-3):131–148, 1995.
- [8] Michael J Kearns and Robert E Schapire. Efficient distribution-free learning of probabilistic concepts. In *Foundations of Computer Science, 1990. Proceedings., 31st Annual Symposium on*, pages 382–391. IEEE, 1990.
- [9] A. Yu. Kitaev, A. H. Shen, and M. N. Vyalii. *Classical and Quantum Computation*. American Mathematical Society, Boston, MA, USA, 2002.
- [10] Yann LeCun, Yoshua Bengio, and Geoffrey Hinton. Deep learning. *Nature*, 521(7553):436–444, 2015.
- [11] HN Mhaskar. Neural networks for optimal approximation of smooth and analytic functions. *Neural Computation*, 8(1):164–177, 1996.
- [12] Hrushikesh Mhaskar, Qianli Liao, and Tomaso Poggio. Learning real and boolean functions: When is deep better than shallow. *arXiv preprint arXiv:1603.00988*, 2016.
- [13] Hrushikesh Mhaskar and Tomaso Poggio. Deep vs. shallow networks: An approximation theory perspective. *arXiv preprint arXiv:1608.03287*, 2016.
- [14] Guido F Montufar, Razvan Pascanu, Kyunghyun Cho, and Yoshua Bengio. On the number of linear regions of deep neural networks. In *Advances in neural information processing systems*, pages 2924–2932, 2014.

- [15] Allan Pinkus. Approximation theory of the mlp model in neural networks. *Acta Numerica*, 8:143–195, 1999.
- [16] Maithra Raghu, Ben Poole, Jon Kleinberg, Surya Ganguli, and Jascha Sohl-Dickstein. On the expressive power of deep neural networks. *arXiv preprint arXiv:1606.05336*, 2016.
- [17] Akito Sakurai. Tight Bounds for the VC-Dimension of Piecewise Polynomial Networks. In *Advances in Neural Information Processing Systems*, pages 323–329, 1999.
- [18] Jürgen Schmidhuber. Deep learning in neural networks: An overview. *Neural Networks*, 61:85–117, 2015.
- [19] Matus Telgarsky. Representation benefits of deep feedforward networks. *arXiv preprint arXiv:1509.08101*, 2015.
- [20] Vladimir N Vapnik and A Ya Chervonenkis. On the uniform convergence of relative frequencies of events to their probabilities. In *Measures of Complexity*, pages 11–30. Springer, 2015.