

CERN-EP-2016-233
2017/09/28

CMS-TOP-16-003

Cross section measurement of t -channel single top quark production in pp collisions at $\sqrt{s} = 13$ TeV

The CMS Collaboration*

Abstract

The cross section for the production of single top quarks in the t channel is measured in proton-proton collisions at 13 TeV with the CMS detector at the LHC. The analyzed data correspond to an integrated luminosity of 2.2 fb^{-1} . The event selection requires one muon and two jets where one of the jets is identified as originating from a bottom quark. Several kinematic variables are then combined into a multivariate discriminator to distinguish signal from background events. A fit to the distribution of the discriminating variable yields a total cross section of 238 ± 13 (stat) ± 29 (syst) pb and a ratio of top quark and top antiquark production of $R_{t\text{-ch.}} = 1.81 \pm 0.18$ (stat) ± 0.15 (syst). From the total cross section the absolute value of the CKM matrix element V_{tb} is calculated to be 1.05 ± 0.07 (exp) ± 0.02 (theo). All results are in agreement with the standard model predictions.

Published in Physics Letters B as doi:10.1016/j.physletb.2017.07.047.

1 Introduction

The production of single top quarks provides a unique testing ground for the study of electroweak processes, specifically the tWb vertex, as well as the measurement of the Cabibbo–Kobayashi–Maskawa (CKM) matrix element V_{tb} . The single top quark production was first detected at the Tevatron [1, 2] and was studied at higher energies [3–6] at the CERN LHC [7]. At the LHC, the dominant production mechanism of single top quarks is the t -channel process. The other two processes, W -associated (tW) production and production via the s channel, amount to roughly 30% of the total single top quark production cross section at 13 TeV [8]. The t -channel production mode, presented in Fig. 1, has a very distinct signature because of the presence, within the detector acceptance, of a light quark recoiling against the top quark. The CMS collaboration has performed several measurements of this process using data collected at $\sqrt{s} = 7$ and 8 TeV [5, 9, 10]. This analysis is based on a data set obtained from proton-proton collisions at a centre-of-mass energy of 13 TeV, corresponding to an integrated luminosity of 2.2 fb^{-1} . The cross section calculation of t -channel single top quark production can be performed in two different schemes [11–13]. In the five-flavour scheme (5FS) b quarks come from the incoming proton and the leading order (LO) diagram is a $2 \rightarrow 2$ process (Fig. 1 left), while in the four-flavour scheme (4FS) b quarks are not present in the initial state, and the LO diagrams are $2 \rightarrow 3$ processes (Fig. 1 right).

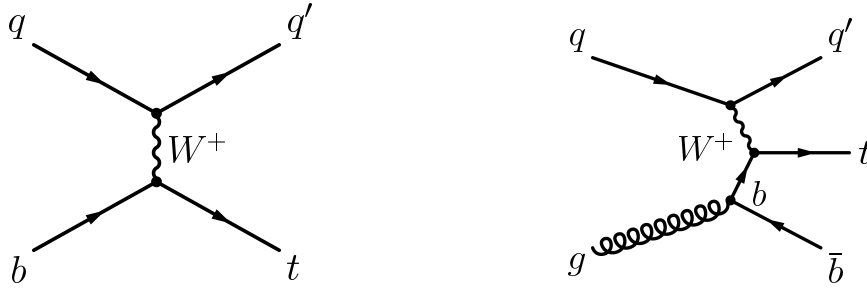


Figure 1: Feynman diagrams for single top quark production in the t channel: (left) $2 \rightarrow 2$ and (right) $2 \rightarrow 3$ processes.

The next-to-leading-order (NLO) calculations with HATHOR v2.1 [14, 15] in the 5FS result in cross section values of

$$\begin{aligned}\sigma_{t\text{-ch},t} &= 136.0^{+4.1}_{-2.9} (\text{scale}) \pm 3.5 (\text{PDF} + \alpha_S) \text{ pb}, \\ \sigma_{t\text{-ch},\bar{t}} &= 81.0^{+2.5}_{-1.7} (\text{scale}) \pm 3.2 (\text{PDF} + \alpha_S) \text{ pb}, \\ \sigma_{t\text{-ch},t+\bar{t}} &= 217.0^{+6.6}_{-4.6} (\text{scale}) \pm 6.2 (\text{PDF} + \alpha_S) \text{ pb},\end{aligned}$$

for the t -channel production at $\sqrt{s} = 13 \text{ TeV}$ of a top quark, antiquark, and the sum, respectively. The above cross sections are evaluated for a top quark mass of 172.5 GeV , using the PDF4LHC prescription [16] for the parton distribution functions (PDFs). The uncertainties are associated with the renormalization and factorization scale uncertainty as well as the PDF and α_S uncertainties which are calculated with the MSTW2008 68% CL NLO [17, 18], CT10 NLO [19], and NNPDF2.3 [20] PDF sets. Calculations at next-to-next-to-leading order (NNLO) [21] are expected to be different from NLO by only a few percent. Similar results are obtained at NLO as a function of the centre-of-mass energy with next-to-next-to-leading logarithms (NNLL) considered [22]. In the analysis described in this letter, the separation between signal and background processes is achieved using a multivariate analysis (MVA) technique. An artificial neural network is employed to construct a single classifier, exploiting the discriminating power of several kinematic distributions. The cross section of t -channel single top quark

production is determined from a fit to the distribution of this single variable. Events with an isolated muon in the final state are selected; the muon originates from the decay of the W boson from the top quark, either directly or through $W \rightarrow \tau\nu$ decays. No attempts are made to distinguish these two cases and the signal yield is corrected for the τ decay contributions using the corresponding theoretical branching ratio.

2 The CMS detector and the simulation of events

The central feature of the CMS apparatus is a superconducting solenoid of 6 m internal diameter, providing a magnetic field of 3.8 T. Within the solenoid volume are a silicon pixel and strip tracker, a lead tungstate crystal electromagnetic calorimeter (ECAL), and a brass and scintillator hadron calorimeter (HCAL), each composed of a barrel and two endcap sections. Forward calorimeters extend the pseudorapidity (η) [23] coverage provided by the barrel and endcap detectors. Muons are measured in the range $|\eta| < 2.4$ using gas-ionization detectors embedded in the steel flux-return yoke outside the solenoid. Matching muons to tracks measured in the silicon tracker results in a relative transverse momentum (p_T) resolution for muons with $20 < p_T < 100$ GeV of 1.3–2.0% in the barrel and better than 6% in the endcaps. The p_T resolution in the barrel is better than 10% for muons with p_T up to 1 TeV [24]. A more detailed description of the CMS detector, together with a definition of the coordinate system used and the relevant kinematic variables, can be found in Ref. [23]. Monte Carlo (MC) simulation event generators are used to create simulated signal and background samples. Signal t -channel events are generated at NLO with MADGRAPH_AMC@NLO version 2.2.2 (MG5_aMC@NLO) [25] in the 4FS. The $t\bar{t}$ and tW background processes are generated with POWHEG 2.0 [26–29]. The latter is simulated in the 5FS. The value of the top quark mass used in the simulated samples is $m_t = 172.5$ GeV. For all samples PYTHIA 8.180 [30] with tune CUETP8M1 [31] is used to simulate the parton shower, hadronization, and the underlying event. Simulated event samples with W and Z bosons in association with jets are generated using MG5_aMC@NLO and the FxFx merging scheme [32], where up to two additional partons are generated at the matrix-element level. The quantum chromodynamics (QCD) multijet events, generated with PYTHIA 8.180, are used to validate the estimation of this background with a technique based on control samples in data. The default parametrization of the PDF used in all simulations is NNPDF30_nlo.as_0118 [33]. All generated events undergo a full simulation of the detector response according to the implementation of the CMS detector within GEANT4 [34]. Additional proton-proton interactions within the same or nearby bunch crossing (pileup) are included in the simulation with the same distribution as observed in data.

3 Event selection and reconstruction

Events with exactly one muon and at least two jets are considered in this analysis. In addition to the presence of exactly one isolated muon, the signature of t -channel single top quark production is characterized by a substantial momentum imbalance associated to at least one neutrino, a jet arising from the hadronization of a bottom quark (b jet) from the top quark decay, and a light-quark jet — often produced in the forward region. Some events also feature a second b jet, coming from the second b quark in the gluon splitting (as shown in Fig. 1 right). This second b jet is often not selected for the analysis as the p_T spectrum is generally softer and broader than that of the b jet from the top quark decay. To select events for further analysis, a high-level trigger (HLT) that requires the presence of an isolated muon with $p_T > 20$ GeV is used. From the sample of triggered events, only those with at least one primary vertex reconstructed from at least four tracks, with the longitudinal (radial) distance of less than 24 (2) cm from the centre

of the detector, are considered for the analysis. Among all primary vertices in the event, the one with the largest scalar sum of p_T^2 of associated particles is selected. The particle flow (PF) algorithm [35, 36] is used to reconstruct and identify individual particles in the event using combined information from the various subdetectors of the CMS experiment. Muon candidates are reconstructed combining the information from both the silicon tracker and the muon spectrometer in a global fit. An identification is performed using the quality of the geometrical matching between the tracker and the muon system measurements. The transverse momentum of muons is obtained from the curvature of the corresponding tracks. The energy of photons is directly obtained from the ECAL measurement, corrected for zero-suppression effects. The energy of electrons is determined from a combination of the electron momentum at the primary interaction vertex determined by the tracker, the energy of the corresponding ECAL cluster, and the energy sum of all bremsstrahlung photons spatially compatible with originating from the electron track. The energy of charged hadrons is determined from a combination of their momenta measured in the tracker and the matching ECAL and HCAL energy deposits, corrected for zero-suppression effects and for the response function of the calorimeters to hadronic showers. Finally, the energy of neutral hadrons is obtained from the corresponding corrected ECAL and HCAL energy. Using this information, the muon isolation variable, I_{rel} , is defined as

$$I_{\text{rel}} = \frac{I^{\text{ch. h}} + \max[(I^\gamma + I^{\text{n. h}} - 0.5 \times I^{\text{PU ch. h}}), 0]}{p_T}, \quad (1)$$

where $I^{\text{ch. h}}$, I^γ , $I^{\text{n. h}}$, and $I^{\text{PU ch. h}}$ are, respectively, the scalar p_T sums of the charged hadrons, photons, neutral hadrons, and charged hadrons associated with pileup vertices. The sums are computed in a cone of $\Delta R \equiv \sqrt{(\Delta\eta)^2 + (\Delta\phi)^2} = 0.4$ around the muon direction, where ϕ is the azimuthal angle in radians. The contribution $0.5 \times I^{\text{PU ch. h}}$ accounts for the expected pileup contribution from neutral particles. It is determined from the measured scalar p_T sum of charged hadrons $I^{\text{PU ch. h}}$, corrected for the neutral-to-charged particle ratio as expected from isospin invariance. Events are selected if they contain exactly one muon candidate with $p_T > 22 \text{ GeV}$, $|\eta| < 2.1$, and $I_{\text{rel}} < 0.06$. Events with additional muon or electron candidates, passing looser selection criteria, are rejected. The loose selection criteria are $p_T > 20$ (10) GeV, $|\eta| < 2.5$, and $I_{\text{rel}} < 0.2$ for additional electrons (muons) where the electron isolation has a similar definition to that of the muon. Jets are reconstructed by clustering PF particle candidates using the anti- k_T clustering algorithm [37] with a distance parameter of 0.4. Charged-particle candidates closer along the z axis to any vertex other than the selected primary vertex are not included. A correction to account for pileup interactions is estimated on an event-by-event basis using the jet area method described in Ref. [38], and is applied to the reconstructed jet p_T . Further jet energy corrections, derived from the study of dijet events and photon plus jet events in data, are applied. Jets are required to have $|\eta| < 4.7$ and $p_T > 40 \text{ GeV}$. Once the jets have been selected according to the above criteria, they can be further categorized using a b tagging discriminator variable in order to distinguish between jets stemming from the hadronization of b quarks and those from the hadronization of light partons. The combined secondary vertex algorithm uses track-based lifetime information together with secondary vertices inside the jet to provide a MVA discriminator for b jet identification [39, 40]. At the chosen working point, the efficiency of the tagging algorithm to correctly find b jets is about 45% with a rate of 0.1% for mistagging light-parton jets [39]. Events are divided into categories according to the number of selected jets and b -tagged jets. In the following, categories are labelled as “ n -jets- m -tag(s)”, referring to events with n jets, m of which are identified as b jets. The category enriched in t -channel signal events is the 2-jets-1-tag category, while the 3-jets-1-tag and 3-jets-2-tags categories are enriched in $t\bar{t}$ background events and are used to constrain the $t\bar{t}$ contribution in the final fit. The 2-jets-0-tag category provides good sensitivity for the validation of the W +jets

simulation. To reject events from QCD multijet background processes, a requirement on the transverse mass of the W boson of $m_T^W > 50$ GeV is imposed, where

$$m_T^W = \sqrt{(p_{T,\mu} + \cancel{p}_T)^2 - (p_{x,\mu} + \cancel{p}_x)^2 - (p_{y,\mu} + \cancel{p}_y)^2}. \quad (2)$$

Here, \cancel{p}_T is defined as the magnitude of $\vec{\cancel{p}}_T$ which is the negative of the vectorial p_T sum of all the PF particles. The \cancel{p}_x and \cancel{p}_y quantities are the $\vec{\cancel{p}}_T$ components along the x and y axes, respectively. In Table 1, the number of selected events is shown for the 2-jets–1-tag signal region, separately for events with muons of positive and negative charge. Except for the QCD multijet process, which is determined from a fit to data and presented with the corresponding systematic uncertainties, all simulated samples are normalized to the expected cross sections with uncertainties corresponding to the size of the samples. The main backgrounds arise from $b\bar{b}$, W +jets, and QCD multijet processes.

Table 1: Event yields for the main processes in the 2-jets–1-tag sample. The quoted uncertainties are statistical only. All yields are taken from simulation, except for QCD multijet events where the yield and the associated uncertainty are determined from data (as discussed in Section 4).

Process	μ^+	μ^-
Top quark ($t\bar{t}$ and tW)	6837 ± 13	6844 ± 13
W + jets and Z + jets	2752 ± 82	2487 ± 76
QCD multijet	308 ± 154	266 ± 133
Single top quark t -channel	1493 ± 13	948 ± 10
Total expected	11390 ± 175	10545 ± 154
Data	11877	11017

To analyze the kinematics of single top quark production, the momentum four-vectors of the top quarks are reconstructed from the decay products, muons, neutrinos, and b-jet candidates. The p_T of the neutrino can be inferred from $\vec{\cancel{p}}_T$. The longitudinal momentum of the neutrino, $p_{z,\nu}$, is inferred assuming energy-momentum conservation at the $W\mu\nu$ vertex and constraining the W boson mass to $m_W = 80.4$ GeV [41]:

$$p_{z,\nu} = \frac{\Lambda p_{z,\mu}}{p_{T,\mu}^2} \pm \frac{1}{p_{T,\mu}^2} \sqrt{\Lambda^2 p_{z,\mu}^2 - p_{T,\mu}^2 (E_\mu^2 E_T^2 - \Lambda^2)}, \quad (3)$$

where

$$\Lambda = \frac{m_W^2}{2} + \vec{\cancel{p}}_{T,\mu} \cdot \vec{\cancel{p}}_T, \quad (4)$$

and $E_\mu^2 = p_{T,\mu}^2 + p_{z,\mu}^2$ denotes the muon energy. In most of the cases this leads to two real solutions for $p_{z,\nu}$ and the solution with the smallest absolute value is chosen [1, 2]. For some events the discriminant in Eq. (3) becomes negative leading to complex solutions for $p_{z,\nu}$. In this case the imaginary component is eliminated by modification of $\vec{\cancel{p}}_T$ so that $m_T^W = m_W$, while still respecting the m_W constraint. This is achieved by imposing that the determinant, and thus the square-root term in Eq. (3), is null. This condition gives a quadratic relation between $p_{x,\nu}$ and $p_{y,\nu}$ with two possible solutions, and one remaining degree of freedom. The solution is chosen by finding the neutrino transverse momentum $\vec{\cancel{p}}_{T,\nu}$ that has the minimum vectorial distance from the $\vec{\cancel{p}}_T$ in the $p_x - p_y$ plane. The top quark candidate is reconstructed by combining the reconstructed W boson and the b-jet candidate. In the 3-jets–2-tags category, the b-jet candidate is the one with the higher b tagging discriminator value while the more central jet is used to reconstruct the top quark in the 2-jets–0-tag category.

4 Background yields and modelling

The event yields for the various processes, summarized in Table 1, serve as the first order estimate of the respective contributions to the data sample. The main background contributions come from $t\bar{t}$ production and the production of W bosons in association with jets. The validity of the MC simulation of these two processes is checked in data sideband regions enriched in these events. The modelling of the relevant kinematic variables for $t\bar{t}$ production can be checked in events with three jets, of which one or two are identified as stemming from b quark hadronization (3-jets–1-tag and 3-jets–2-tags), where $t\bar{t}$ events constitute by far the largest fraction of events. The 2-jets–0-tag region is enriched in W +jets events and is used to validate the modelling of the relevant variables for this background category. From these validations no indication of significant mismodelling of either $t\bar{t}$ production or the production of W bosons and jets is observed. For the third important background category, QCD multijet production, reliable simulations are not available. The contribution from QCD multijet events is therefore suppressed as much as possible by requirements in the event selection and the remaining contamination is extracted directly from data. The m_T^W is well suited to effectively remove events arising from QCD multijet background as the shape of the distribution is different for QCD and non-QCD processes. In addition, the transverse mass is used to determine the remaining contribution of the QCD multijet background in the signal region. For this purpose, the requirement on m_T^W is removed and the entire m_T^W distribution is fitted using a maximum likelihood fit. The resulting yield of QCD multijet events is then extrapolated to the sample with $m_T^W > 50$ GeV. Two probability distribution functions are used to fit the m_T^W distribution in data, one non-QCD distribution for all processes except the QCD multijet background, including t -channel signal, and one QCD distribution. For the former, the different non-QCD processes are added according to the MC-predicted contributions. The latter is extracted from a QCD-enriched data sample, defined by inverting the muon isolation requirement, with $I_{\text{rel}} > 0.12$. The expected contamination from non-QCD processes in this region is around 10%. Figure 2 shows examples of the fitted m_T^W distributions in the most important region, the 2-jets–1-tag signal region, inclusively and separately for events with positively and negatively charged muons. For these fits, only statistical uncertainties are taken into account. The validity of this procedure is tested on events in the 2-jets–0-tag category where the contribution of QCD multijet events is significantly larger than that of the 2-jets–1-tag region (see also Fig. 2). When feeding the results of this QCD multijet background estimation into the procedure to extract the cross section of single top quark production, an uncertainty of 50% is considered, which provides full coverage for all effects from variations in the rate and shape of this background contribution.

5 Signal extraction strategy

To improve the discrimination between signal and background processes, an MVA technique is used to combine the discrimination power of several kinematic variables into one discriminator value. In this analysis, a total of 11 kinematic variables are combined into one single discriminator using the artificial neural network NEUROBAYES [42], implemented in the TMVA [43] package. The input variables are ranked according to their importance in Table 2. The importance is defined as the loss of significance when removing this variable from the list. The variable with the largest discrimination power is the $|\eta|$ of the light-quark jet. This importance is due to the fact that the presence of a light-quark jet in the forward direction is a typical feature of the topology of t -channel single top quark production. The second most important variable is the invariant mass of the reconstructed top quark, which discriminates processes with top quarks, from background processes without any produced top quark. All input variables are

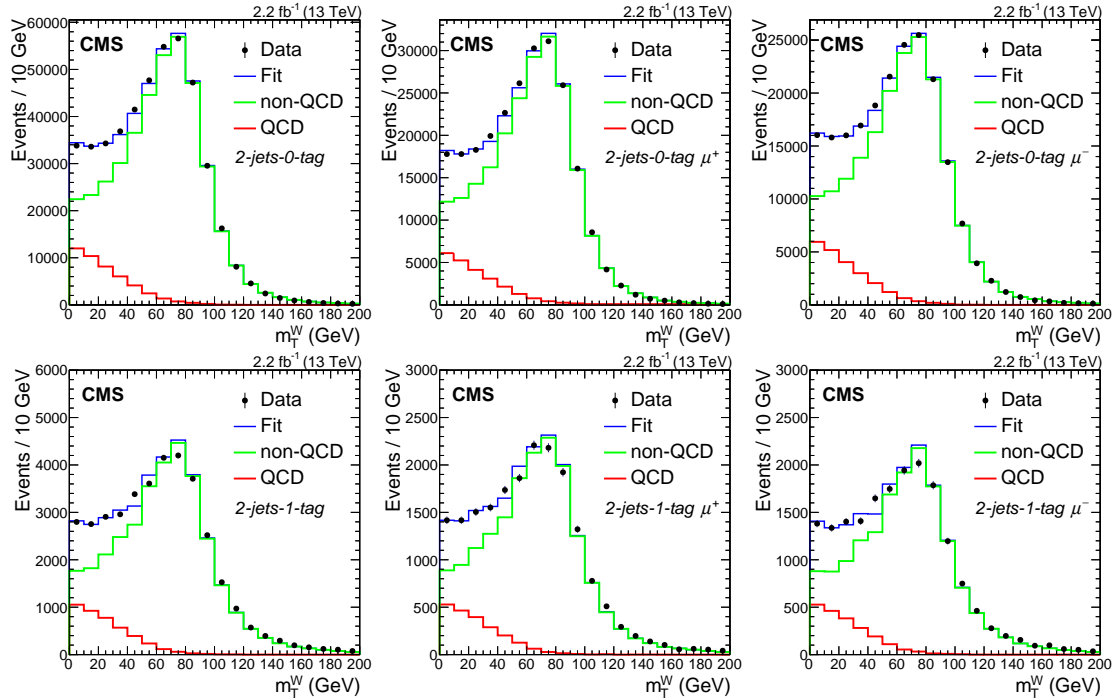


Figure 2: Fit to the m_T^W distributions in the 2-jets–0-tag sample (upper row) and the 2-jets–1-tag sample (lower row) for all events (left), for positively charged muons only (middle), and for negatively charged muons only (right). The QCD fit template is derived from a sideband region in data. Only statistical uncertainties are taken into account in the fit.

validated by comparing the distributions in data with those in the simulations. Simulated t -channel single top quark events are used as signal training sample, while simulated $t\bar{t}$ and $W + \text{jets}$ events, as well as QCD multijet events from a sideband region in data are used as background training samples, weighted according to their predicted relative contribution. The neural network is trained on a subset of the simulated samples. Application on the remaining sample shows similar performance and no signs of overtraining are observed. The neural network is trained in the inclusive 2-jets–1-tag sample for events with positively and negatively charged muons, and afterwards applied to the 2-jets–1-tag, 3-jets–1-tag, and 3-jets–2-tags data samples, each further split in two, depending on the charge of the muon. In categories with ambiguity, the most forward jet is considered as the recoiling jet in the multivariate discriminator construction.

To determine the signal cross sections, binned likelihood fits are performed on the distributions of the MVA discriminators. The background contributions are made up of three templates to account for: i) top quark production including $t\bar{t}$ and tW , ii) electroweak production including $W + \text{jets}$ and $Z + \text{jets}$ processes, and iii) QCD multijet production. The fit is performed using the Barlow–Beeston method [44] which correctly accounts for limited-size simulation samples. The distributions of the MVA discriminators in the signal region (2-jets–1-tag) and the two control regions (3-jets–1-tag and 3-jets–2-tags) are fitted simultaneously. As the latter are dominated by $t\bar{t}$ events, including these control regions improves the precision of the $t\bar{t}$ contribution determination. The free parameters of the fit are the scale factor for the normalization of the single top quark production, the scale factors for the normalization of the background processes, and the ratio of single top quark to top antiquark production $R_{t\text{-ch.}}$. The background scale factors are constrained by log-normal priors with an uncertainty of 10% for the top quark background,

Table 2: Input variables used in the neural network ranked according to their importance.

Rank	Variable	Description
1	Light quark $ \eta $	Absolute value of the pseudorapidity of the light-quark jet
2	Top quark mass	Invariant mass of the top quark reconstructed from muon, neutrino, and b-tagged jet
3	Dijet mass	Invariant mass of the two selected jets
4	Transverse W boson mass	Transverse mass of the W boson
5	Jet p_T sum	Scalar sum of the transverse momenta of the two jets
6	$\cos \theta^*$	Cosine of the angle between the muon and the light-quark jet in the rest frame of the top quark
7	Hardest jet mass	Invariant mass of the jet with the largest transverse momentum
8	ΔR (light quark, b quark)	ΔR between the momentum vectors of the light-quark jet and the b-tagged jet.
9	Light quark p_T	Transverse momentum of the light-quark jet
10	Light quark mass	Invariant mass of the light-quark jet
11	W boson $ \eta $	Absolute value of the pseudorapidity of the reconstructed W boson

30% for the electroweak background, and 50% for the QCD multijet background. The latter is motivated by the uncertainties in the QCD estimation from data, while the other two are determined by the uncertainty on the theoretical cross sections. The scale factors are defined as

$$S_i = \frac{N_i}{N_i^{\text{pred.}}}, \quad (5)$$

where N_i is the number of events after the fit, $N_i^{\text{pred.}}$ the predicted number of events and i the process category. Table 3 shows the results obtained from the fit for events with a positively charged muon. The fitted distributions are shown in Fig. 3.

Table 3: Scale factors from the fit for the normalization of events with a positively charged muon for the signal process, the background categories, and the ratio of single top quark to top antiquark production. The uncertainties include the statistical uncertainty and the experimental sources of uncertainty which are considered as nuisance parameters in the fit.

Process	Scale factor
Signal, t channel	1.13 ± 0.08
Top quark background ($t\bar{t}$ and tW)	1.00 ± 0.02
W + jets and Z + jets	1.11 ± 0.09
QCD multijet	0.86 ± 0.29
$R_{t\text{-ch.}}$	1.81 ± 0.19

6 Systematic uncertainties

The measurement of the cross section is affected by various sources of systematic uncertainties, which can be grouped into two categories, experimental uncertainties and theoretical

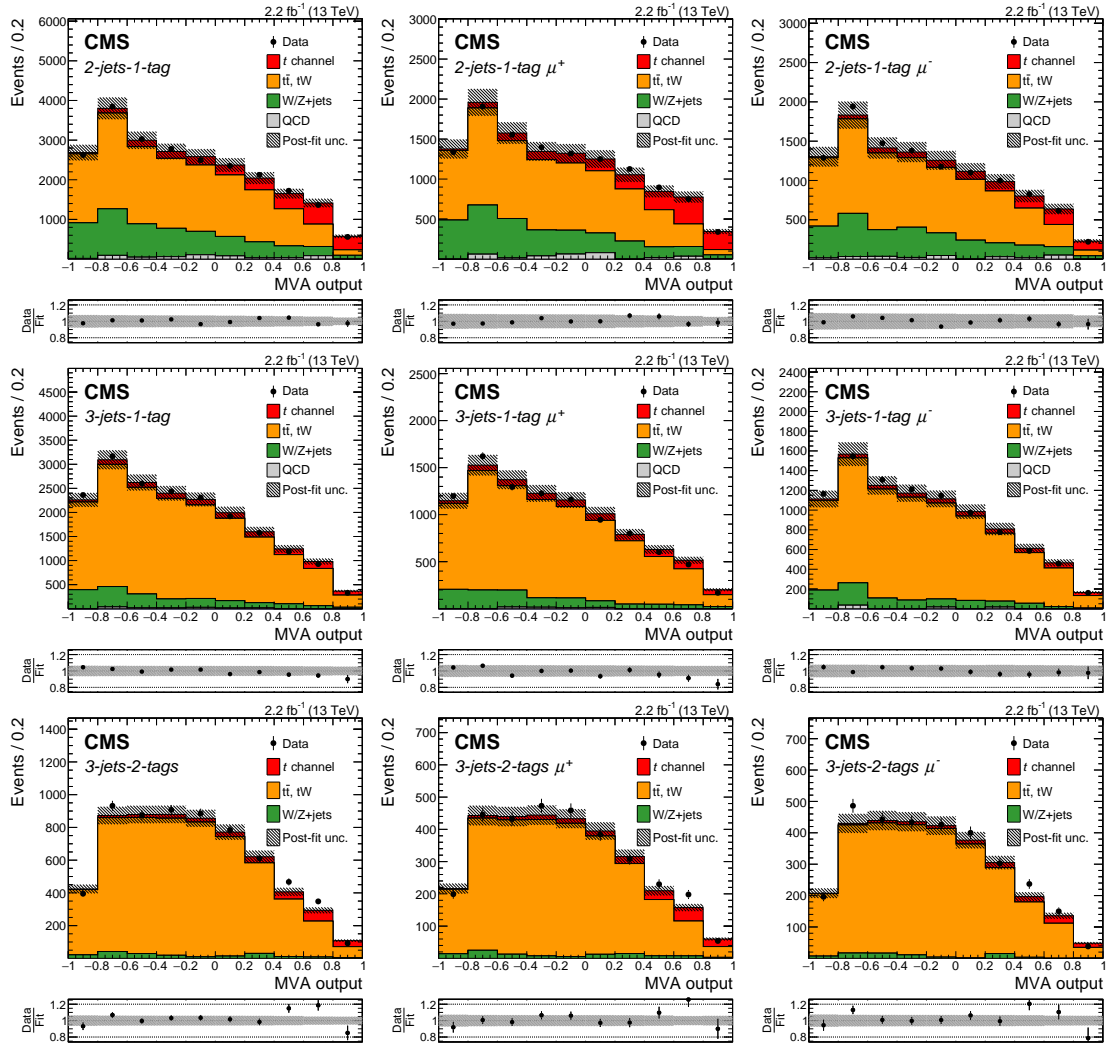


Figure 3: Neural network distributions for all (left), positively (middle), and negatively (right) charged muons normalized to the yields obtained from the simultaneous fit in the 2-jets–1-tag (upper), 3-jets–1-tag (middle), and 3-jets–2-tags region (lower). The ratio between data and simulated distributions after the fit is shown at the bottom of each figure. The hatched areas indicate the post-fit uncertainties.

uncertainties. Several of the former category of uncertainties are considered as nuisance parameters in the fit to the MVA discriminator distribution and are thus included in the total uncertainty of the fit. To determine the impact of the sources of the remaining uncertainties, pseudo-experiments are performed. Pseudo-data are drawn from the nominal samples. Fits to the discriminator distributions are performed with templates, including the variations in the shapes that correspond to systematic variations of one standard deviation. The difference between the mean values of the results from these fits, and from fits using the nominal shapes as fit templates, is taken as an estimation for the corresponding uncertainty. The contributions from different sources are summed together with the method in Ref. [45]: the asymmetric components of each uncertainty are treated as the standard deviations of two halved Gaussian functions, and thus the convolution of the resulting distributions for all uncertainties is performed by making use of Thiéle’s semi-invariants.

Experimental uncertainties — included in the fit

The following sources of systematic uncertainty are included in the fit either through the applied Barlow-Beeston method or by using nuisance parameters in the fit (profiled uncertainties). By variations of the default samples, two dedicated templates corresponding to ± 1 standard deviations of the respective uncertainty source are created. The fit interpolates between these templates according to the actual value of the nuisance parameter.

- **Limited size of samples of simulated events:** To account for the limited number of available simulated events the fit is performed using the Barlow-Beeston method, and the effect is therefore included in the total uncertainty of the fit. To estimate the impact of the sample size the nominal central value is compared with the central value obtained without the Barlow-Beeston method. The latter effectively corresponds to assuming an infinite size of the samples of simulated events.
- **Jet energy scale (JES):** All reconstructed jet four-momenta in simulated events are simultaneously varied according to the η - and p_T -dependent uncertainties in the JES [46]. This variation in jet four-momenta is also propagated to \cancel{p}_T .
- **Jet energy resolution (JER):** A smearing is applied to account for the difference in the JER between simulation and data [46], increasing or decreasing the resolutions by their uncertainties.
- **The b tagging:** b tagging and misidentification efficiencies are estimated from control samples in 13 TeV data [40]. Scale factors are applied to the simulated samples to reproduce efficiencies observed in data and the corresponding uncertainties are propagated as systematic uncertainties.
- **Muon trigger and reconstruction:** Single-muon trigger efficiency and reconstruction efficiency are estimated with a “tag-and-probe” method [47] from Drell-Yan events in the Z boson mass peak. To take the difference in kinematic properties between Drell-Yan and the single top quark process into account, an additional systematic uncertainty depending on the number of jets in an event is applied.

Experimental uncertainties — not included in the fit

- **Pileup:** The uncertainty in the average expected number of pileup interactions is propagated as a source of systematic uncertainty to this measurement by varying the minimum bias cross section by $\pm 5\%$. The effect on the result is found to be negligible and is therefore not considered further.
- **Luminosity:** The integrated luminosity is known with a relative uncertainty of $\pm 2.3\%$ [48].

Theoretical uncertainties

- **Signal modelling:** To estimate the influence of possible mismodelling of the signal process, the default sample (MG5_aMC@NLO) is compared to a sample generated with POWHEG, another NLO matrix-element generator. The effect of different PS models is estimated by comparing the default sample (MG5_aMC@NLO interfaced with PYTHIA) with a sample using a different PS description (MG5_aMC@NLO interfaced to HERWIG++).
- **$b\bar{b}$ modelling:** For the estimation of the uncertainty due to possible mismodelling of the $t\bar{t}$ background, the same procedure as for the signal modelling is applied. The default sample, generated with POWHEG, is compared to a sample generated with MG5_aMC@NLO to estimate the impact of the choice of the matrix-element generator, and the two PS models implemented in PYTHIA and HERWIG++ [49] are compared to estimate the influence of the PS modelling.

Table 4: Relative impact of systematic uncertainties with respect to the observed cross sections as well as the top quark to top antiquark cross section ratio. Uncertainties are grouped and summed together with the method suggested in Ref. [45].

Uncertainty source	$\Delta\sigma_{t\text{-ch.},t+\bar{t}}/\sigma_{t\text{-ch.},t+\bar{t}}^{\text{obs}}$	$\Delta\sigma_{t\text{-ch.},t}/\sigma_{t\text{-ch.},t}^{\text{obs}}$	$\Delta\sigma_{t\text{-ch.},\bar{t}}/\sigma_{t\text{-ch.},\bar{t}}^{\text{obs}}$	$\Delta R_{t\text{-ch.}}/R_{t\text{-ch.}}$
Statistical uncert.	$\pm 5.5\%$	$\pm 5.3\%$	$\pm 11.5\%$	$\pm 9.7\%$
Profiled exp. uncert.	$\pm 5.2\%$	$\pm 5.7\%$	$\pm 4.9\%$	$\pm 3.3\%$
Total fit uncert.	$\pm 7.6\%$	$\pm 7.8\%$	$\pm 12.5\%$	$\pm 10.3\%$
Integrated luminosity	$\pm 2.3\%$	$\pm 2.3\%$	$\pm 2.3\%$	—
Signal modelling	$\pm 6.9\%$	$\pm 8.2\%$	$\pm 8.5\%$	$\pm 5.3\%$
$t\bar{t}$ modelling	$\pm 3.9\%$	$\pm 4.3\%$	$\pm 4.5\%$	$\pm 4.0\%$
W + jets modelling	$-1.8/+2.1\%$	$-1.6/+2.3\%$	$-2.5/+2.3\%$	$-1.7/+2.0\%$
μ_R/μ_F scale t -channel	$-4.6/+6.1\%$	$-5.7/+5.2\%$	$-7.2/+5.1\%$	$-0.7/+1.2\%$
μ_R/μ_F scale $t\bar{t}$	$-3.5/+2.9\%$	$-3.5/+4.1\%$	$-4.7/+3.1\%$	$-1.1/+1.0\%$
μ_R/μ_F scale tW	$-0.3/+0.5\%$	$-0.6/+0.8\%$	$-1.1/+0.7\%$	$-0.2/+0.1\%$
μ_R/μ_F scale W + jets	$-2.9/+3.7\%$	$-3.5/+3.0\%$	$-4.9/+3.8\%$	$-1.2/+0.9\%$
PDF uncert.	$-1.5/+1.9\%$	$-2.1/+1.6\%$	$-1.8/+2.1\%$	$-2.2/+2.5\%$
Top quark p_T modelling	$\pm 0.1\%$	$\pm 0.2\%$	$\pm 0.2\%$	$\pm 0.1\%$
Total theory uncert.	$-10.7/+11.1\%$	$-12.2/+12.1\%$	$-13.6/+12.9\%$	$\pm 7.5\%$
Total uncert.	$-13.4/+13.7\%$	$\pm 14.7\%$	$-18.7/+18.2\%$	$\pm 12.7\%$

- **W+jets modelling:** The impact of incorrectly modelled relative fractions of W boson production in association with heavy flavour jets in the W+jets sample is estimated by varying the fractions of W+b and W+c events independently by $\pm 30\%$.
- **Modelling of the top quark p_T :** Differential measurements of the top quark p_T in $t\bar{t}$ events [50] have shown that a harder spectrum is predicted than observed. Therefore the results derived using the default simulation for $t\bar{t}$ are compared to the results using simulated $t\bar{t}$ events that are reweighted according to the observed difference between data and simulation in Ref. [50]
- **Renormalization and factorization scale uncertainty (μ_R/μ_F):** The uncertainties due to variations in the renormalization and factorization scales are studied for the signal process, tW , $t\bar{t}$, and W + jets by reweighting the distributions with different combinations of halved/doubled factorization and renormalization scales. The effect is estimated for each process separately.
- **PDF:** The uncertainty due to the choice of PDFs is estimated using reweighted histograms derived from all PDF sets of NNPDF 3.0 [16].

Different contributions to the uncertainty on cross sections are summarised in Table 4. Several of the experimental sources of uncertainty are treated as nuisance parameters in the fit which results in a single uncertainty of the fit including also the statistical contribution. By fixing all nuisance parameters the statistical uncertainty can be obtained, including the uncertainty due to the size of the samples of simulated events. The contribution due to the profiled experimental uncertainties is derived by subtracting the statistical term quadratically from the fit uncertainty. The breakdown of sources of uncertainty that are included in the fit, listed in Table 5, is for illustration only. The estimates of the profiled systematic uncertainties are obtained by comparing the uncertainty of the fit including all nuisance parameters with the uncertainty of the fit where one source of uncertainty is kept fixed while all others are included via nuisance parameters. The impact of the size of the samples of simulated events is estimated as described above.

Table 5: Relative impact of the experimental systematic uncertainties included in the fit with respect to the observed cross sections as well as the top quark to top antiquark cross section ratio. The impact due to the size of the samples of simulated events is estimated by comparing the central values obtained by applying or not applying the Barlow–Beeston method in the fit. All other estimates are obtained by fixing one uncertainty at a time and considering all others as nuisance parameters in the fit and comparing to the uncertainty obtained when treating all uncertainty sources as nuisance parameters. These numbers are for illustration only, the uncertainty quoted for the result is the total experimental uncertainty from the fit.

Uncertainty source	$\Delta\sigma_{t\text{-ch.},t+\bar{t}}/\sigma_{t\text{-ch.},t+\bar{t}}^{\text{obs}}$	$\Delta\sigma_{t\text{-ch.},t}/\sigma_{t\text{-ch.},t}^{\text{obs}}$	$\Delta\sigma_{t\text{-ch.},\bar{t}}/\sigma_{t\text{-ch.},\bar{t}}^{\text{obs}}$	$\Delta R_{t\text{-ch.}}/R_{t\text{-ch.}}$
MC samples size	$\pm 3.4\%$	$\pm 4.1\%$	$\pm 3.8\%$	$\pm 3.2\%$
JES	$\pm 4.1\%$	$\pm 4.7\%$	$\pm 3.5\%$	$\pm 2.1\%$
JER	$\pm 1.7\%$	$\pm 1.2\%$	$\pm 2.4\%$	$\pm 0.6\%$
b tagging efficiency	$\pm 1.9\%$	$\pm 2.0\%$	$\pm 1.8\%$	$\pm 1.4\%$
Mistag probability	$\pm 0.9\%$	$\pm 0.6\%$	$\pm 0.8\%$	$\pm 0.5\%$
Muon reco./trigger	$\pm 2.0\%$	$\pm 2.3\%$	$\pm 1.9\%$	$\pm 1.8\%$

7 Results

The cross section for the production of single top quarks and the top quark to top antiquark cross section ratio as a result of the fit are

$$\begin{aligned}\sigma_{t\text{-ch.},t} &= 154 \pm 8 \text{ (stat)} \pm 9 \text{ (exp)} \pm 19 \text{ (theo)} \pm 4 \text{ (lumi)} \text{ pb} \\ &= 154 \pm 22 \text{ pb,} \\ R_{t\text{-ch.}} &= 1.81 \pm 0.18 \text{ (stat)} \pm 0.15 \text{ (syst)}.\end{aligned}$$

A comparison between the measured ratio and the prediction of different PDF sets is shown in Fig. 4. With future data, this observable is expected to be sensitive to different PDF descriptions. Using the $\sigma_{t\text{-ch.},t}$ and $R_{t\text{-ch.}}$ measurements, the cross section of the top antiquark production is computed as

$$\begin{aligned}\sigma_{t\text{-ch.},\bar{t}} &= 85 \pm 10 \text{ (stat)} \pm 4 \text{ (exp)} \pm 11 \text{ (theo)} \pm 2 \text{ (lumi)} \text{ pb} \\ &= 85 \pm 16 \text{ pb,}\end{aligned}$$

where the uncertainties are evaluated using the correlation matrix of the simultaneous fit. This leads to the total cross section,

$$\begin{aligned}\sigma_{t\text{-ch.},t+\bar{t}} &= 238 \pm 13 \text{ (stat)} \pm 12 \text{ (exp)} \pm 26 \text{ (theo)} \pm 5 \text{ (lumi)} \text{ pb} \\ &= 238 \pm 32 \text{ pb.}\end{aligned}$$

Figure 5 shows the comparison of this measurement with the standard model (SM) expectation and measurements of the single top quark t -channel cross section at other centre-of-mass energies. The total cross section is used to determine the absolute value of the CKM matrix element $|V_{tb}|$, assuming that the other terms $|V_{td}|$ and $|V_{ts}|$ are much smaller than $|V_{tb}|$:

$$|f_{LV}V_{tb}| = \sqrt{\frac{\sigma_{t\text{-ch.},t+\bar{t}}}{\sigma_{t\text{-ch.},t+\bar{t}}^{\text{th}}}},$$

where $\sigma_{t\text{-ch.},t+\bar{t}}^{\text{th}} = 217.0_{-4.6}^{+6.6}$ (scale) ± 6.2 (PDF+ α_S) pb [14–16] is the SM predicted value assuming $|V_{tb}| = 1$. The possible presence of an anomalous Wtb coupling is taken into account by the

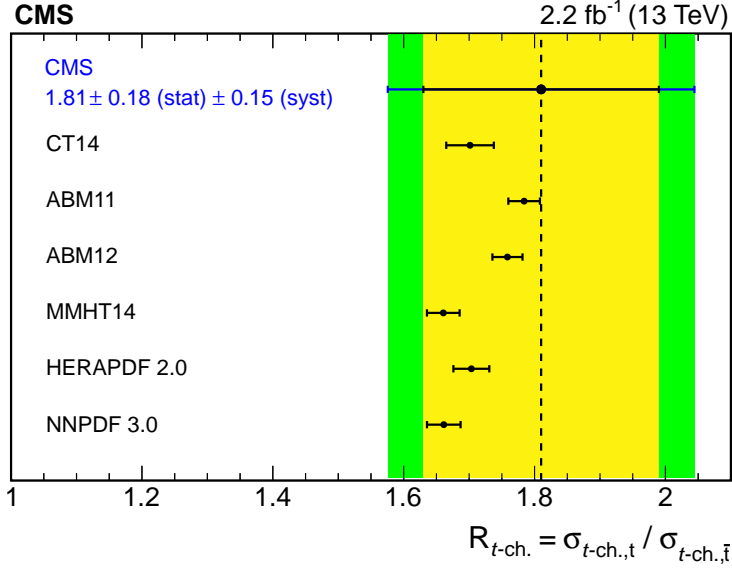


Figure 4: Comparison of the measured $R_{t\text{-ch.}}$ (dotted line) with the prediction from different PDF sets: CT14 NLO [51], ABM11 NLO and ABM12 NNLO [52], MMHT14 NLO [53], HERAPDF2.0 NLO [54], NNPDF 3.0 NLO [55]. The POWHEG 4FS calculation is used. The nominal value for the top quark mass is 172.5 GeV. The error bars for the different PDF sets include the statistical uncertainty, the uncertainty due to the factorization and renormalization scales, derived varying both of them by a factor 0.5 and 2, and the uncertainty in the top quark mass, derived varying the top quark mass between 171.5 and 173.5 GeV. For the measurement, the inner and outer error bars correspond to the statistical and total uncertainties, respectively.

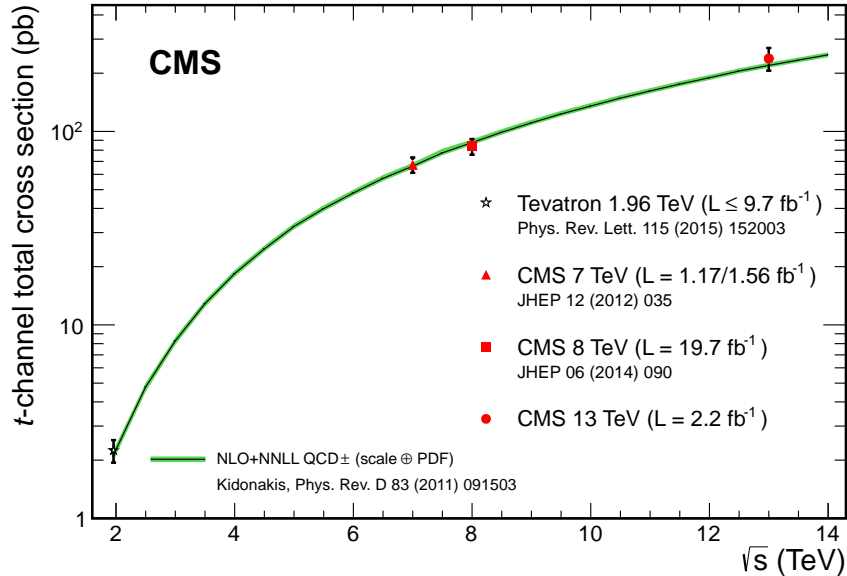


Figure 5: The summary of the most precise CMS measurements [3, 5] for the total t -channel single top quark cross section, in comparison with NLO+NNLL QCD calculations [22]. The combination of the Tevatron measurements [56] is also shown.

anomalous form factor f_{LV} [57], which is 1 for the SM and deviates from 1 for physics beyond

the standard model (BSM):

$$|f_{LV}V_{tb}| = 1.05 \pm 0.07 (\text{exp}) \pm 0.02 (\text{theo}),$$

where the first uncertainty contains all uncertainties on the cross section measurement, and the second uncertainty is the uncertainty on the theoretical SM prediction.

8 Summary

A measurement of the cross section of the t -channel single top quark production is presented using events with one muon and jets in the final state. The cross section for the production of single top quarks and the ratio of the top quark to top antiquark production are measured together in a simultaneous fit where the results are used to evaluate the production cross section of single top antiquarks. The measured total cross section, which currently constitutes the most precise result at 13 TeV, is used to calculate the absolute value of the CKM matrix element $|V_{tb}|$. All results are in agreement with recent theoretical standard model predictions.

Acknowledgments

We congratulate our colleagues in the CERN accelerator departments for the excellent performance of the LHC and thank the technical and administrative staffs at CERN and at other CMS institutes for their contributions to the success of the CMS effort. In addition, we gratefully acknowledge the computing centres and personnel of the Worldwide LHC Computing Grid for delivering so effectively the computing infrastructure essential to our analyses. Finally, we acknowledge the enduring support for the construction and operation of the LHC and the CMS detector provided by the following funding agencies: BMWFW and FWF (Austria); FNRS and FWO (Belgium); CNPq, CAPES, FAPERJ, and FAPESP (Brazil); MES (Bulgaria); CERN; CAS, MoST, and NSFC (China); COLCIENCIAS (Colombia); MSES and CSF (Croatia); RPF (Cyprus); MoER, ERC IUT and ERDF (Estonia); Academy of Finland, MEC, and HIP (Finland); CEA and CNRS/IN2P3 (France); BMBF, DFG, and HGF (Germany); GSRT (Greece); OTKA and NIH (Hungary); DAE and DST (India); IPM (Iran); SFI (Ireland); INFN (Italy); MSIP and NRF (Republic of Korea); LAS (Lithuania); MOE and UM (Malaysia); CINVESTAV, CONACYT, SEP, and UASLP-FAI (Mexico); MBIE (New Zealand); PAEC (Pakistan); MSHE and NSC (Poland); FCT (Portugal); JINR (Dubna); MON, RosAtom, RAS and RFBR (Russia); MESTD (Serbia); SEIDI and CPAN (Spain); Swiss Funding Agencies (Switzerland); MST (Taipei); ThEPCenter, IPST, STAR and NSTDA (Thailand); TUBITAK and TAEK (Turkey); NASU and SFFR (Ukraine); STFC (United Kingdom); DOE and NSF (USA).

Individuals have received support from the Marie-Curie programme and the European Research Council and EPLANET (European Union); the Leventis Foundation; the A. P. Sloan Foundation; the Alexander von Humboldt Foundation; the Belgian Federal Science Policy Office; the Fonds pour la Formation à la Recherche dans l'Industrie et dans l'Agriculture (FRIA-Belgium); the Agentschap voor Innovatie door Wetenschap en Technologie (IWT-Belgium); the Ministry of Education, Youth and Sports (MEYS) of the Czech Republic; the Council of Science and Industrial Research, India; the HOMING PLUS programme of the Foundation for Polish Science, cofinanced from European Union, Regional Development Fund; the Mobility Plus programme of the Ministry of Science and Higher Education (Poland); the OPUS programme of the National Science Center (Poland); the Compagnia di San Paolo (Torino); MIUR project 20108T4XTM (Italy); the Thalys and Aristeia programmes cofinanced by EU-ESF and the Greek NSRF; the National Priorities Research Program by Qatar National Research Fund;

the Rachadapisek Sompot Fund for Postdoctoral Fellowship, Chulalongkorn University (Thailand); the Chulalongkorn Academic into Its 2nd Century Project Advancement Project (Thailand); and the Welch Foundation, contract C-1845.

References

- [1] D0 Collaboration, "Observation of single top-quark production", *Phys. Rev. Lett.* **103** (2009) 092001, doi:10.1103/PhysRevLett.103.092001, arXiv:0903.0850.
- [2] CDF Collaboration, "First observation of electroweak single top quark production", *Phys. Rev. Lett.* **103** (2009) 092002, doi:10.1103/PhysRevLett.103.092002, arXiv:0903.0885.
- [3] CMS Collaboration, "Measurement of the single-top-quark t -channel cross section in pp collisions at $\sqrt{s} = 7$ TeV", *JHEP* **12** (2012) 035, doi:10.1007/JHEP12(2012)035, arXiv:1209.4533.
- [4] ATLAS Collaboration, "Measurement of the t -channel single top-quark production cross section in pp collisions at $\sqrt{s} = 7$ TeV with the ATLAS detector", *Phys. Lett. B* **717** (2012) 330, doi:10.1016/j.physletb.2012.09.031, arXiv:1205.3130.
- [5] CMS Collaboration, "Measurement of the t -channel single-top-quark production cross section and of the $|V_{tb}|$ CKM matrix element in pp collisions at $\sqrt{s} = 8$ TeV", *JHEP* **06** (2014) 090, doi:10.1007/JHEP06(2014)090, arXiv:1403.7366.
- [6] CMS Collaboration, "Observation of the associated production of a single top quark and a W boson in pp collisions at $\sqrt{s} = 8$ TeV", *Phys. Rev. Lett.* **112** (2014) 231802, doi:10.1103/PhysRevLett.112.231802, arXiv:1401.2942.
- [7] L. Evans and P. Bryant, "LHC Machine", *JINST* **3** (2008) S08001, doi:10.1088/1748-0221/3/08/S08001.
- [8] N. Kidonakis, "Differential and total cross sections for top pair and single top production", (2012). arXiv:1205.3453.
- [9] CMS Collaboration, "Measurement of top quark polarisation in t -channel single top quark production", *JHEP* **04** (2016) 073, doi:10.1007/JHEP04(2016)073, arXiv:1511.02138.
- [10] CMS Collaboration, "Measurement of the W boson helicity in events with a single reconstructed top quark in pp collisions at $\sqrt{s} = 8$ TeV", *JHEP* **10** (2015) 053, doi:10.1007/JHEP10(2015)053, arXiv:1410.1154.
- [11] J. Campbell, R. Frederix, F. Maltoni, and F. Tramontano, "NLO predictions for t -channel production of single top and fourth generation quarks at hadron colliders", *JHEP* **10** (2009) 042, doi:10.1088/1126-6708/2009/10/042, arXiv:0907.3933.
- [12] F. Maltoni, G. Ridolfi, and M. Ubiali, "b-initiated processes at the LHC: a reappraisal", *JHEP* **04** (2012) 022, doi:10.1007/JHEP07(2012)022, arXiv:1203.6393.
- [13] R. Frederix, E. Re, and P. Torrielli, "Single-top t -channel hadroproduction in the four-flavour scheme with POWHEG and aMC@NLO", *JHEP* **09** (2012) 130, doi:10.1007/JHEP09(2012)130, arXiv:1207.5391.

- [14] M. Aliev et al., “HATHOR: HAdronic Top and Heavy quarks crOss section calculatoR”, *Comput. Phys. Commun.* **182** (2011) 1034, doi:10.1016/j.cpc.2010.12.040, arXiv:1007.1327.
- [15] P. Kant et al., “HATHOR for single top-quark production: updated predictions and uncertainty estimates for single top-quark production in hadronic collisions”, *Comput. Phys. Commun.* **191** (2015) 74, doi:10.1016/j.cpc.2015.02.001, arXiv:1406.4403.
- [16] M. Botje et al., “The PDF4LHC Working Group interim recommendations”, (2011). arXiv:1101.0538.
- [17] A. D. Martin, W. J. Stirling, R. S. Thorne, and G. Watt, “Parton distributions for the LHC”, *Eur. Phys. J. C* **63** (2009) 189, doi:10.1140/epjc/s10052-009-1072-5, arXiv:0901.0002.
- [18] A. D. Martin, W. J. Stirling, R. S. Thorne, and G. Watt, “Uncertainties on α_S in global PDF analyses and implications for predicted hadronic cross sections”, *Eur. Phys. J. C* **64** (2009) 653, doi:10.1140/epjc/s10052-009-1164-2, arXiv:0905.3531.
- [19] H.-L. Lai et al., “New parton distributions for collider physics”, *Phys. Rev. D* **82** (2010) 074024, doi:10.1103/PhysRevD.82.074024, arXiv:1007.2241.
- [20] NNPDF Collaboration, “Parton distributions with LHC data”, *Nucl. Phys. B* **867** (2013) 244, doi:10.1016/j.nuclphysb.2012.10.003, arXiv:1207.1303.
- [21] M. Brucherseifer, F. Caola, and K. Melnikov, “On the NNLO QCD corrections to single-top production at the LHC”, *Phys. Lett. B* **736** (2014) 58, doi:10.1016/j.physletb.2014.06.075, arXiv:1404.7116.
- [22] N. Kidonakis, “Next-to-next-to-leading-order collinear and soft gluon corrections for t -channel single top quark production”, *Phys. Rev. D* **83** (2011) 091503, doi:10.1103/PhysRevD.83.091503, arXiv:1103.2792.
- [23] CMS Collaboration, “The CMS experiment at the CERN LHC”, *JINST* **3** (2008) S08004, doi:10.1088/1748-0221/3/08/S08004.
- [24] CMS Collaboration, “Performance of CMS muon reconstruction in pp collision events at $\sqrt{s} = 7$ TeV”, *JINST* **7** (2012) P10002, doi:10.1088/1748-0221/7/10/P10002, arXiv:1206.4071.
- [25] J. Alwall et al., “The automated computation of tree-level and next-to-leading order differential cross sections, and their matching to parton shower simulations”, *JHEP* **07** (2014) 079, doi:10.1007/JHEP07(2014)079, arXiv:1405.0301.
- [26] E. Re, “Single-top Wt -channel production matched with parton showers using the POWHEG method”, *Eur. Phys. J. C* **71** (2011) 1547, doi:10.1140/epjc/s10052-011-1547-z, arXiv:1009.2450.
- [27] S. Alioli, P. Nason, C. Oleari, and E. Re, “A general framework for implementing NLO calculations in shower Monte Carlo programs: the POWHEG BOX”, *JHEP* **06** (2010) 043, doi:10.1007/JHEP06(2010)043, arXiv:1002.2581.

- [28] S. Alioli, P. Nason, C. Oleari, and E. Re, “NLO single-top production matched with shower in POWHEG: s - and t -channel contributions”, *JHEP* **09** (2009) 111, doi:10.1088/1126-6708/2009/09/111, arXiv:0907.4076.
- [29] S. Frixione, P. Nason, and C. Oleari, “Matching NLO QCD computations with Parton Shower simulations: the POWHEG method”, *JHEP* **11** (2007) 070, doi:10.1088/1126-6708/2007/11/070, arXiv:0709.2092.
- [30] T. Sjöstrand, S. Mrenna, and P. Skands, “PYTHIA 6.4 physics and manual”, *JHEP* **05** (2006) 026, doi:10.1088/1126-6708/2006/05/026, arXiv:hep-ph/0603175.
- [31] P. Skands, S. Carrazza, and J. Rojo, “Tuning PYTHIA 8.1: the Monash 2013 Tune”, *Eur. Phys. J. C* **74** (2014) 3024, doi:10.1140/epjc/s10052-014-3024-y, arXiv:1404.5630.
- [32] R. Frederix and S. Frixione, “Merging meets matching in MC@NLO”, *JHEP* **12** (2012) 061, doi:10.1007/JHEP12(2012)061, arXiv:1209.6215.
- [33] NNPDF Collaboration, “Parton distributions for the LHC Run II”, *JHEP* **04** (2015) 040, doi:10.1007/JHEP04(2015)040, arXiv:1410.8849.
- [34] J. Allison et al., “GEANT4 developments and applications”, *IEEE Trans. Nucl. Sci.* **53** (2006) 270, doi:10.1109/TNS.2006.869826.
- [35] CMS Collaboration, “Particle-flow event reconstruction in CMS and performance for jets, taus, and E_T ”, CMS Physics Analysis Summary CMS-PAS-PFT-09-001, (2009).
- [36] CMS Collaboration, “Commissioning of the particle-flow event with the first LHC collisions recorded in the CMS detector”, CMS Physics Analysis Summary CMS-PAS-PFT-10-001, (2010).
- [37] M. Cacciari, G. P. Salam, and G. Soyez, “The anti- k_t jet clustering algorithm”, *JHEP* **04** (2008) 063, doi:10.1088/1126-6708/2008/04/063, arXiv:0802.1189.
- [38] M. Cacciari and G. P. Salam, “Pileup subtraction using jet areas”, *Phys. Lett. B* **659** (2008) 119, doi:10.1016/j.physletb.2007.09.077, arXiv:0707.1378.
- [39] CMS Collaboration, “Identification of b-quark jets with the CMS experiment”, *JINST* **8** (2013) P04013, doi:10.1088/1748-0221/8/04/P04013, arXiv:1211.4462.
- [40] CMS Collaboration, “Identification of b quark jets at the CMS Experiment in the LHC Run 2”, CMS Physics Analysis Summary CMS-PAS-BTV-15-001, CERN, 2015.
- [41] Particle Data Group, K. A. Olive et al., “Review of Particle Physics”, *Chin. Phys. C* **38** (2014) 090001, doi:10.1088/1674-1137/38/9/090001.
- [42] M. Feindt and U. Kerzel, “The NeuroBayes neural network package”, *Nucl. Instrum. Meth. A* **559** (2006) 190, doi:10.1016/j.nima.2005.11.166.
- [43] H. Voss, A. Höcker, J. Stelzer, and F. Tegenfeldt, “TMVA, the toolkit for multivariate data analysis with ROOT”, (2007). arXiv:physics/0703039.
- [44] R. Barlow and C. Beeston, “Fitting using finite Monte Carlo samples”, *Comput. Phys. Commun.* **77** (1993) 219, doi:10.1016/0010-4655(93)90005-w.
- [45] R. Barlow, “Asymmetric systematic errors”, (2003). arXiv:physics/0306138.

- [46] CMS Collaboration, “Determination of jet energy calibration and transverse momentum resolution in CMS”, *JINST* **6** (2011) P11002, doi:10.1088/1748-0221/6/11/P11002, arXiv:1107.4277.
- [47] CMS Collaboration, “Measurements of inclusive W and Z Cross Sections in pp Collisions at $\sqrt{s} = 7$ TeV”, *JHEP* **01** (2011) 080, doi:10.1007/JHEP01(2011)080, arXiv:1012.2466.
- [48] CMS Collaboration, “CMS luminosity measurement for the 2015 data-taking period”, CMS Physics Analysis Summary CMS-PAS-LUM-15-001, 2017.
- [49] M. Bähr et al., “Herwig++ physics and manual”, *Eur. Phys. J. C* **58** (2008) 639, doi:10.1140/epjc/s10052-008-0798-9, arXiv:0803.0883.
- [50] CMS Collaboration, “Measurement of the differential cross section for top quark pair production in pp collisions at $\sqrt{s} = 8$ TeV”, *Eur. Phys. J. C* **75** (2015) 542, doi:10.1140/epjc/s10052-015-3709-x, arXiv:1505.04480.
- [51] S. Dulat et al., “New parton distribution functions from a global analysis of quantum chromodynamics”, *Phys. Rev. D* **93** (2016) 033006, doi:10.1103/PhysRevD.93.033006, arXiv:1506.07443.
- [52] S. Alekhin, J. Blumlein, and S. Moch, “The ABM parton distributions tuned to LHC data”, *Phys. Rev. D* **89** (2014) 054028, doi:10.1103/PhysRevD.89.054028, arXiv:1310.3059.
- [53] L. A. Harland-Lang, A. D. Martin, P. Motylinski, and R. S. Thorne, “Parton distributions in the LHC era: MMHT 2014 PDFs”, *Eur. Phys. J. C* **75** (2015) 204, doi:10.1140/epjc/s10052-015-3397-6, arXiv:1412.3989.
- [54] H1 and ZEUS Collaborations, “Combined measurement and QCD analysis of the inclusive $e^\pm p$ scattering cross sections at HERA”, *JHEP* **01** (2010) 109, doi:10.1007/JHEP01(2010)109, arXiv:hep-ph/0911.0884.
- [55] R. D. Ball et al., “Reweighting and unweighting of parton distributions and the LHC W lepton asymmetry data”, *Nucl. Phys. B* **855** (2012) 608, doi:10.1016/j.nuclphysb.2011.10.018, arXiv:1108.1758.
- [56] CDF and D0 Collaborations, “Tevatron combination of single-top-quark cross sections and determination of the magnitude of the cabibbo-kobayashi-maskawa matrix element V_{tb} ”, *Phys. Rev. Lett.* **115** (2015) 152003, doi:10.1103/PhysRevLett.115.152003, arXiv:1503.05027.
- [57] J. A. Aguilar-Saavedra, “A Minimal set of top anomalous couplings”, *Nucl. Phys. B* **812** (2009) 181, doi:10.1016/j.nuclphysb.2008.12.012, arXiv:0811.3842.

A The CMS Collaboration

Yerevan Physics Institute, Yerevan, Armenia

A.M. Sirunyan, A. Tumasyan

Institut für Hochenergiephysik, Wien, Austria

W. Adam, E. Asilar, T. Bergauer, J. Brandstetter, E. Brondolin, M. Dragicevic, J. Erö, M. Flechl, M. Friedl, R. Frühwirth¹, V.M. Ghete, C. Hartl, N. Hörmann, J. Hrubec, M. Jeitler¹, A. König, I. Krätschmer, D. Liko, T. Matsushita, I. Mikulec, D. Rabady, N. Rad, B. Rahbaran, H. Rohringer, J. Schieck¹, J. Strauss, W. Waltenberger, C.-E. Wulz¹

Institute for Nuclear Problems, Minsk, Belarus

O. Dvornikov, V. Makarenko, V. Zykunov

National Centre for Particle and High Energy Physics, Minsk, Belarus

V. Mossolov, N. Shumeiko, J. Suarez Gonzalez

Universiteit Antwerpen, Antwerpen, Belgium

S. Alderweireldt, E.A. De Wolf, X. Janssen, J. Lauwers, M. Van De Klundert, H. Van Haevermaet, P. Van Mechelen, N. Van Remortel, A. Van Spilbeek

Vrije Universiteit Brussel, Brussel, Belgium

S. Abu Zeid, F. Blekman, J. D'Hondt, N. Daci, I. De Bruyn, K. Deroover, S. Lowette, S. Moortgat, L. Moreels, A. Olbrechts, Q. Python, S. Tavernier, W. Van Doninck, P. Van Mulders, I. Van Parijs

Université Libre de Bruxelles, Bruxelles, Belgium

H. Brun, B. Clerbaux, G. De Lentdecker, H. Delannoy, G. Fasanella, L. Favart, R. Goldouzian, A. Grebenyuk, G. Karapostoli, T. Lenzi, A. Léonard, J. Luetic, T. Maerschalk, A. Marinov, A. Randle-conde, T. Seva, C. Vander Velde, P. Vanlaer, D. Vannerom, R. Yonamine, F. Zenoni, F. Zhang²

Ghent University, Ghent, Belgium

A. Cimmino, T. Cornelis, D. Dobur, A. Fagot, G. Garcia, M. Gul, I. Khvastunov, D. Poyraz, S. Salva, R. Schöfbeck, M. Tytgat, W. Van Driessche, E. Yazgan, N. Zaganidis

Université Catholique de Louvain, Louvain-la-Neuve, Belgium

H. Bakhshiansohi, C. Beluffi³, O. Bondu, S. Brochet, G. Bruno, A. Caudron, S. De Visscher, C. Delaere, M. Delcourt, B. Francois, A. Giammanco, A. Jafari, P. Jez, M. Komm, G. Krintiras, V. Lemaitre, A. Magitteri, A. Mertens, M. Musich, C. Nuttens, K. Piotrkowski, L. Quertenmont, M. Selvaggi, M. Vidal Marono, S. Wertz

Université de Mons, Mons, Belgium

N. Beliy

Centro Brasileiro de Pesquisas Fisicas, Rio de Janeiro, Brazil

W.L. Aldá Júnior, F.L. Alves, G.A. Alves, L. Brito, C. Hensel, A. Moraes, M.E. Pol, P. Rebello Teles

Universidade do Estado do Rio de Janeiro, Rio de Janeiro, Brazil

E. Belchior Batista Das Chagas, W. Carvalho, J. Chinellato⁴, A. Custódio, E.M. Da Costa, G.G. Da Silveira⁵, D. De Jesus Damiao, C. De Oliveira Martins, S. Fonseca De Souza, L.M. Huertas Guativa, H. Malbouisson, D. Matos Figueiredo, C. Mora Herrera, L. Mundim, H. Nogima, W.L. Prado Da Silva, A. Santoro, A. Sznajder, E.J. Tonelli Manganote⁴, A. Vilela Pereira

Universidade Estadual Paulista ^a, Universidade Federal do ABC ^b, São Paulo, Brazil

S. Ahuja^a, C.A. Bernardes^a, S. Dogra^a, T.R. Fernandez Perez Tomei^a, E.M. Gregores^b, P.G. Mercadante^b, C.S. Moon^a, S.F. Novaes^a, Sandra S. Padula^a, D. Romero Abad^b, J.C. Ruiz Vargas^a

Institute for Nuclear Research and Nuclear Energy, Sofia, Bulgaria

A. Aleksandrov, R. Hadjiiska, P. Iaydjiev, M. Rodozov, S. Stoykova, G. Sultanov, M. Vutova

University of Sofia, Sofia, Bulgaria

A. Dimitrov, I. Glushkov, L. Litov, B. Pavlov, P. Petkov

Beihang University, Beijing, China

W. Fang⁶

Institute of High Energy Physics, Beijing, China

M. Ahmad, J.G. Bian, G.M. Chen, H.S. Chen, M. Chen, Y. Chen⁷, T. Cheng, C.H. Jiang, D. Leggat, Z. Liu, F. Romeo, S.M. Shaheen, A. Spiezia, J. Tao, C. Wang, Z. Wang, H. Zhang, J. Zhao

State Key Laboratory of Nuclear Physics and Technology, Peking University, Beijing, China

Y. Ban, G. Chen, Q. Li, S. Liu, Y. Mao, S.J. Qian, D. Wang, Z. Xu

Universidad de Los Andes, Bogota, Colombia

C. Avila, A. Cabrera, L.F. Chaparro Sierra, C. Florez, J.P. Gomez, C.F. González Hernández, J.D. Ruiz Alvarez, J.C. Sanabria

University of Split, Faculty of Electrical Engineering, Mechanical Engineering and Naval Architecture, Split, Croatia

N. Godinovic, D. Lelas, I. Puljak, P.M. Ribeiro Cipriano, T. Sculac

University of Split, Faculty of Science, Split, Croatia

Z. Antunovic, M. Kovac

Institute Rudjer Boskovic, Zagreb, Croatia

V. Brigljevic, D. Ferencek, K. Kadija, B. Mesic, S. Micanovic, L. Sudic, T. Susa

University of Cyprus, Nicosia, Cyprus

A. Attikis, G. Mavromanolakis, J. Mousa, C. Nicolaou, F. Ptochos, P.A. Razis, H. Rykaczewski, D. Tsiakkouri

Charles University, Prague, Czech Republic

M. Finger⁸, M. Finger Jr.⁸

Universidad San Francisco de Quito, Quito, Ecuador

E. Carrera Jarrin

Academy of Scientific Research and Technology of the Arab Republic of Egypt, Egyptian Network of High Energy Physics, Cairo, Egypt

E. El-khateeb⁹, S. Elgammal¹⁰, A. Mohamed¹¹

National Institute of Chemical Physics and Biophysics, Tallinn, Estonia

M. Kadastik, L. Perrini, M. Raidal, A. Tiko, C. Veelken

Department of Physics, University of Helsinki, Helsinki, Finland

P. Eerola, J. Pekkanen, M. Voutilainen

Helsinki Institute of Physics, Helsinki, Finland

J. Härkönen, T. Järvinen, V. Karimäki, R. Kinnunen, T. Lampén, K. Lassila-Perini, S. Lehti, T. Lindén, P. Luukka, J. Tuominiemi, E. Tuovinen, L. Wendland

Lappeenranta University of Technology, Lappeenranta, Finland

J. Talvitie, T. Tuuva

IRFU, CEA, Université Paris-Saclay, Gif-sur-Yvette, France

M. Besancon, F. Couderc, M. Dejardin, D. Denegri, B. Fabbro, J.L. Faure, C. Favaro, F. Ferri, S. Ganjour, S. Ghosh, A. Givernaud, P. Gras, G. Hamel de Monchenault, P. Jarry, I. Kucher, E. Locci, M. Machet, J. Malcles, J. Rander, A. Rosowsky, M. Titov, A. Zghiche

Laboratoire Leprince-Ringuet, Ecole Polytechnique, IN2P3-CNRS, Palaiseau, France

A. Abdulsalam, I. Antropov, S. Baffioni, F. Beaudette, P. Busson, L. Cadamuro, E. Chapon, C. Charlot, O. Davignon, R. Granier de Cassagnac, M. Jo, S. Lisniak, P. Miné, M. Nguyen, C. Ochando, G. Ortona, P. Paganini, P. Pigard, S. Regnard, R. Salerno, Y. Sirois, T. Strebler, Y. Yilmaz, A. Zabi

Institut Pluridisciplinaire Hubert Curien, Université de Strasbourg, Université de Haute Alsace Mulhouse, CNRS/IN2P3, Strasbourg, France

J.-L. Agram¹², J. Andrea, A. Aubin, D. Bloch, J.-M. Brom, M. Buttignol, E.C. Chabert, N. Chanon, C. Collard, E. Conte¹², X. Coubez, J.-C. Fontaine¹², D. Gelé, U. Goerlach, A.-C. Le Bihan, K. Skovpen, P. Van Hove

Centre de Calcul de l'Institut National de Physique Nucleaire et de Physique des Particules, CNRS/IN2P3, Villeurbanne, France

S. Gadrat

Université de Lyon, Université Claude Bernard Lyon 1, CNRS-IN2P3, Institut de Physique Nucléaire de Lyon, Villeurbanne, France

S. Beauceron, C. Bernet, G. Boudoul, C.A. Carrillo Montoya, R. Chierici, D. Contardo, B. Courbon, P. Depasse, H. El Mamouni, J. Fan, J. Fay, S. Gascon, M. Gouzevitch, G. Grenier, B. Ille, F. Lagarde, I.B. Laktineh, M. Lethuillier, L. Mirabito, A.L. Pequegnot, S. Perries, A. Popov¹³, D. Sabes, V. Sordini, M. Vander Donckt, P. Verdier, S. Viret

Georgian Technical University, Tbilisi, Georgia

T. Toriashvili¹⁴

Tbilisi State University, Tbilisi, Georgia

Z. Tsamalaidze⁸

RWTH Aachen University, I. Physikalisches Institut, Aachen, Germany

C. Autermann, S. Beranek, L. Feld, A. Heister, M.K. Kiesel, K. Klein, M. Lipinski, A. Ostapchuk, M. Preuten, F. Raupach, S. Schael, C. Schomakers, J. Schulz, T. Verlage, H. Weber, V. Zhukov¹³

RWTH Aachen University, III. Physikalisches Institut A, Aachen, Germany

A. Albert, M. Brodski, E. Dietz-Laursonn, D. Duchardt, M. Endres, M. Erdmann, S. Erdweg, T. Esch, R. Fischer, A. Güth, M. Hamer, T. Hebbeker, C. Heidemann, K. Hoepfner, S. Knutzen, M. Merschmeyer, A. Meyer, P. Millet, S. Mukherjee, M. Olschewski, K. Padeken, T. Pook, M. Radziej, H. Reithler, M. Rieger, F. Scheuch, L. Sonnenschein, D. Teyssier, S. Thüer

RWTH Aachen University, III. Physikalisches Institut B, Aachen, Germany

V. Cherepanov, G. Flügge, B. Kargoll, T. Kress, A. Künsken, J. Lingemann, T. Müller, A. Nehr Korn, A. Nowack, C. Pistone, O. Pooth, A. Stahl¹⁵

Deutsches Elektronen-Synchrotron, Hamburg, Germany

M. Aldaya Martin, T. Arndt, C. Asawatangtrakuldee, K. Beernaert, O. Behnke, U. Behrens, A.A. Bin Anuar, K. Borras¹⁶, A. Campbell, P. Connor, C. Contreras-Campana, F. Costanza, C. Diez Pardos, G. Dolinska, G. Eckerlin, D. Eckstein, T. Eichhorn, E. Eren, E. Gallo¹⁷, J. Garay Garcia, A. Geiser, A. Gizhko, J.M. Grados Luyando, P. Gunnellini, A. Harb, J. Hauk, M. Hempel¹⁸, H. Jung, A. Kalogeropoulos, O. Karacheban¹⁸, M. Kasemann, J. Keaveney, C. Kleinwort, I. Korol, D. Krücker, W. Lange, A. Lelek, J. Leonard, K. Lipka, A. Lobanov, W. Lohmann¹⁸, R. Mankel, I.-A. Melzer-Pellmann, A.B. Meyer, G. Mittag, J. Mnich, A. Mussgiller, E. Ntomari, D. Pitzl, R. Placakyte, A. Raspereza, B. Roland, M.Ö. Sahin, P. Saxena, T. Schoerner-Sadenius, C. Seitz, S. Spannagel, N. Stefaniuk, G.P. Van Onsem, R. Walsh, C. Wissing

University of Hamburg, Hamburg, Germany

V. Blobel, M. Centis Vignali, A.R. Draeger, T. Dreyer, E. Garutti, D. Gonzalez, J. Haller, M. Hoffmann, A. Junkes, R. Klanner, R. Kogler, N. Kovalchuk, T. Lapsien, T. Lenz, I. Marchesini, D. Marconi, M. Meyer, M. Niedziela, D. Nowatschin, F. Pantaleo¹⁵, T. Peiffer, A. Perieanu, J. Poehlsen, C. Sander, C. Scharf, P. Schleper, A. Schmidt, S. Schumann, J. Schwandt, H. Stadie, G. Steinbrück, F.M. Stober, M. Stöver, H. Tholen, D. Troendle, E. Usai, L. Vanelderden, A. Vanhoefer, B. Vormwald

Institut für Experimentelle Kernphysik, Karlsruhe, Germany

M. Akbiyik, C. Barth, S. Baur, C. Baus, J. Berger, E. Butz, R. Caspart, T. Chwalek, F. Colombo, W. De Boer, A. Dierlamm, N. Faltermann, S. Fink, B. Freund, R. Friese, M. Giffels, A. Gilbert, P. Goldenzweig, D. Haitz, F. Hartmann¹⁵, S.M. Heindl, U. Husemann, I. Katkov¹³, S. Kudella, H. Mildner, M.U. Mozer, Th. Müller, M. Plagge, G. Quast, K. Rabbertz, S. Röcker, F. Roscher, M. Schröder, I. Shvetsov, G. Sieber, H.J. Simonis, R. Ulrich, S. Wayand, M. Weber, T. Weiler, S. Williamson, C. Wöhrmann, R. Wolf

Institute of Nuclear and Particle Physics (INPP), NCSR Demokritos, Aghia Paraskevi, Greece

G. Anagnostou, G. Daskalakis, T. Gerasis, V.A. Giakoumopoulou, A. Kyriakis, D. Loukas, I. Topsis-Giotis

National and Kapodistrian University of Athens, Athens, Greece

S. Kesisoglou, A. Panagiotou, N. Saoulidou, E. Tziaferi

University of Ioánnina, Ioánnina, Greece

I. Evangelou, G. Flouris, C. Foudas, P. Kokkas, N. Loukas, N. Manthos, I. Papadopoulos, E. Paradas

MTA-ELTE Lendület CMS Particle and Nuclear Physics Group, Eötvös Loránd University, Budapest, Hungary

N. Filipovic

Wigner Research Centre for Physics, Budapest, Hungary

G. Bencze, C. Hajdu, D. Horvath¹⁹, F. Sikler, V. Veszpremi, G. Vesztergombi²⁰, A.J. Zsigmond

Institute of Nuclear Research ATOMKI, Debrecen, Hungary

N. Beni, S. Czellar, J. Karancsi²¹, A. Makovec, J. Molnar, Z. Szillasi

University of Debrecen, Debrecen, Hungary

M. Bartók²⁰, P. Raics, Z.L. Trocsanyi, B. Ujvari

National Institute of Science Education and Research, Bhubaneswar, India

S. Bahinipati, S. Choudhury²², P. Mal, K. Mandal, A. Nayak²³, D.K. Sahoo, N. Sahoo, S.K. Swain

Panjab University, Chandigarh, India

S. Bansal, S.B. Beri, V. Bhatnagar, R. Chawla, U. Bhawandeep, A.K. Kalsi, A. Kaur, M. Kaur, R. Kumar, P. Kumari, A. Mehta, M. Mittal, J.B. Singh, G. Walia

University of Delhi, Delhi, India

Ashok Kumar, A. Bhardwaj, B.C. Choudhary, R.B. Garg, S. Keshri, S. Malhotra, M. Naimuddin, N. Nishu, K. Ranjan, R. Sharma, V. Sharma

Saha Institute of Nuclear Physics, Kolkata, India

R. Bhattacharya, S. Bhattacharya, K. Chatterjee, S. Dey, S. Dutt, S. Dutta, S. Ghosh, N. Majumdar, A. Modak, K. Mondal, S. Mukhopadhyay, S. Nandan, A. Purohit, A. Roy, D. Roy, S. Roy Chowdhury, S. Sarkar, M. Sharan, S. Thakur

Indian Institute of Technology Madras, Madras, India

P.K. Behera

Bhabha Atomic Research Centre, Mumbai, India

R. Chudasama, D. Dutta, V. Jha, V. Kumar, A.K. Mohanty¹⁵, P.K. Netrakanti, L.M. Pant, P. Shukla, A. Topkar

Tata Institute of Fundamental Research-A, Mumbai, India

T. Aziz, S. Dugad, G. Kole, B. Mahakud, S. Mitra, G.B. Mohanty, B. Parida, N. Sur, B. Sutar

Tata Institute of Fundamental Research-B, Mumbai, India

S. Banerjee, S. Bhowmik²⁴, R.K. Dewanjee, S. Ganguly, M. Guchait, Sa. Jain, S. Kumar, M. Maity²⁴, G. Majumder, K. Mazumdar, T. Sarkar²⁴, N. Wickramage²⁵

Indian Institute of Science Education and Research (IISER), Pune, India

S. Chauhan, S. Dube, V. Hegde, A. Kapoor, K. Kothekar, S. Pandey, A. Rane, S. Sharma

Institute for Research in Fundamental Sciences (IPM), Tehran, Iran

S. Chenarani²⁶, E. Eskandari Tadavani, S.M. Etesami²⁶, A. Fahim²⁷, M. Khakzad, M. Mohammadi Najafabadi, M. Naseri, S. Paktinat Mehdiabadi²⁸, F. Rezaei Hosseinabadi, B. Safarzadeh²⁹, M. Zeinali

University College Dublin, Dublin, Ireland

M. Felcini, M. Grunewald

INFN Sezione di Bari ^a, Università di Bari ^b, Politecnico di Bari ^c, Bari, Italy

M. Abbrescia^{a,b}, C. Calabria^{a,b}, C. Caputo^{a,b}, A. Colaleo^a, D. Creanza^{a,c}, L. Cristella^{a,b}, N. De Filippis^{a,c}, M. De Palma^{a,b}, L. Fiore^a, G. Iaselli^{a,c}, G. Maggi^{a,c}, M. Maggi^a, G. Miniello^{a,b}, S. My^{a,b}, S. Nuzzo^{a,b}, A. Pompili^{a,b}, G. Pugliese^{a,c}, R. Radogna^{a,b}, A. Ranieri^a, G. Selvaggi^{a,b}, A. Sharma^a, L. Silvestris^{a,15}, R. Venditti^{a,b}, P. Verwilligen^a

INFN Sezione di Bologna ^a, Università di Bologna ^b, Bologna, Italy

G. Abbiendi^a, C. Battilana, D. Bonacorsi^{a,b}, S. Braibant-Giacomelli^{a,b}, L. Brigliadori^{a,b}, R. Campanini^{a,b}, P. Capiluppi^{a,b}, A. Castro^{a,b}, F.R. Cavallo^a, S.S. Chhibra^{a,b}, G. Codispoti^{a,b}, M. Cuffiani^{a,b}, G.M. Dallavalle^a, F. Fabbri^a, A. Fanfani^{a,b}, D. Fasanella^{a,b}, P. Giacomelli^a, C. Grandi^a, L. Guiducci^{a,b}, S. Marcellini^a, G. Masetti^a, A. Montanari^a, F.L. Navarria^{a,b}, A. Perrotta^a, A.M. Rossi^{a,b}, T. Rovelli^{a,b}, G.P. Siroli^{a,b}, N. Tosi^{a,b,15}

INFN Sezione di Catania ^a, Università di Catania ^b, Catania, Italy

S. Albergo^{a,b}, S. Costa^{a,b}, A. Di Mattia^a, F. Giordano^{a,b}, R. Potenza^{a,b}, A. Tricomi^{a,b}, C. Tuve^{a,b}

INFN Sezione di Firenze ^a, Università di Firenze ^b, Firenze, Italy

G. Barbagli^a, V. Ciulli^{a,b}, C. Civinini^a, R. D'Alessandro^{a,b}, E. Focardi^{a,b}, P. Lenzi^{a,b}, M. Meschini^a, S. Paoletti^a, G. Sguazzoni^a, L. Viliani^{a,b,15}

INFN Laboratori Nazionali di Frascati, Frascati, Italy

L. Benussi, S. Bianco, F. Fabbri, D. Piccolo, F. Primavera¹⁵

INFN Sezione di Genova ^a, Università di Genova ^b, Genova, Italy

V. Calvelli^{a,b}, F. Ferro^a, M. Lo Vetere^{a,b}, M.R. Monge^{a,b}, E. Robutti^a, S. Tosi^{a,b}

INFN Sezione di Milano-Bicocca ^a, Università di Milano-Bicocca ^b, Milano, Italy

L. Brianza^{a,b,15}, F. Brivio^{a,b}, M.E. Dinardo^{a,b}, S. Fiorendi^{a,b,15}, S. Gennai^a, A. Ghezzi^{a,b}, P. Govoni^{a,b}, M. Malberti^{a,b}, S. Malvezzi^a, R.A. Manzoni^{a,b}, D. Menasce^a, L. Moroni^a, M. Paganoni^{a,b}, D. Pedrini^a, S. Pigazzini^{a,b}, S. Ragazzi^{a,b}, T. Tabarelli de Fatis^{a,b}

INFN Sezione di Napoli ^a, Università di Napoli 'Federico II' ^b, Napoli, Italy, Università della Basilicata ^c, Potenza, Italy, Università G. Marconi ^d, Roma, Italy

S. Buontempo^a, N. Cavallo^{a,c}, G. De Nardo, S. Di Guida^{a,d,15}, M. Esposito^{a,b}, F. Fabozzi^{a,c}, F. Fienga^{a,b}, A.O.M. Iorio^{a,b}, G. Lanza^a, L. Lista^a, S. Meola^{a,d,15}, P. Paolucci^{a,15}, C. Sciacca^{a,b}, F. Thyssen^a

INFN Sezione di Padova ^a, Università di Padova ^b, Padova, Italy, Università di Trento ^c, Trento, Italy

P. Azzi^{a,15}, N. Bacchetta^a, L. Benato^{a,b}, D. Bisello^{a,b}, A. Boletti^{a,b}, R. Carlin^{a,b}, P. Checchia^a, M. Dall'Osso^{a,b}, P. De Castro Manzano^a, T. Dorigo^a, U. Dosselli^a, U. Gasparini^{a,b}, A. Gozzelino^a, S. Lacaprara^a, M. Margoni^{a,b}, A.T. Meneguzzo^{a,b}, M. Passaseo^a, J. Pazzini^{a,b}, N. Pozzobon^{a,b}, P. Ronchese^{a,b}, F. Simonetto^{a,b}, E. Torassa^a, S. Ventura^a, M. Zanetti^{a,b}, P. Zotto^{a,b}, G. Zumerle^{a,b}

INFN Sezione di Pavia ^a, Università di Pavia ^b, Pavia, Italy

A. Braghieri^a, A. Magnani^{a,b}, P. Montagna^{a,b}, S.P. Ratti^{a,b}, V. Re^a, C. Riccardi^{a,b}, P. Salvini^a, I. Vai^{a,b}, P. Vitulo^{a,b}

INFN Sezione di Perugia ^a, Università di Perugia ^b, Perugia, Italy

L. Alunni Solestizi^{a,b}, G.M. Bilei^a, D. Ciangottini^{a,b}, L. Fanò^{a,b}, P. Lariccia^{a,b}, R. Leonardi^{a,b}, G. Mantovani^{a,b}, M. Menichelli^a, A. Saha^a, A. Santocchia^{a,b}

INFN Sezione di Pisa ^a, Università di Pisa ^b, Scuola Normale Superiore di Pisa ^c, Pisa, Italy

K. Androsov^{a,30}, P. Azzurri^{a,15}, G. Bagliesi^a, J. Bernardini^a, T. Boccali^a, R. Castaldi^a, M.A. Ciocci^{a,30}, R. Dell'Orso^a, S. Donato^{a,c}, G. Fedi, A. Giassi^a, M.T. Grippo^{a,30}, F. Ligabue^{a,c}, T. Lomtadze^a, L. Martini^{a,b}, A. Messineo^{a,b}, F. Palla^a, A. Rizzi^{a,b}, A. Savoy-Navarro^{a,31}, P. Spagnolo^a, R. Tenchini^a, G. Tonelli^{a,b}, A. Venturi^a, P.G. Verdini^a

INFN Sezione di Roma ^a, Università di Roma ^b, Roma, Italy

L. Barone^{a,b}, F. Cavallari^a, M. Cipriani^{a,b}, D. Del Re^{a,b,15}, M. Diemoz^a, S. Gelli^{a,b}, E. Longo^{a,b}, F. Margaroli^{a,b}, B. Marzocchi^{a,b}, P. Meridiani^a, G. Organtini^{a,b}, R. Paramatti^a, F. Preiato^{a,b}, S. Rahatlou^{a,b}, C. Rovelli^a, F. Santanastasio^{a,b}

INFN Sezione di Torino ^a, Università di Torino ^b, Torino, Italy, Università del Piemonte Orientale ^c, Novara, Italy

N. Amapane^{a,b}, R. Arcidiacono^{a,c,15}, S. Argiro^{a,b}, M. Arneodo^{a,c}, N. Bartosik^a, R. Bellan^{a,b}, C. Biino^a, N. Cartiglia^a, F. Cenna^{a,b}, M. Costa^{a,b}, R. Covarelli^{a,b}, A. Degano^{a,b}, N. Demaria^a, L. Finco^{a,b}, B. Kiani^{a,b}, C. Mariotti^a, S. Maselli^a, E. Migliore^{a,b}, V. Monaco^{a,b}, E. Monteil^{a,b}, M. Monteno^a, M.M. Obertino^{a,b}, L. Pacher^{a,b}, N. Pastrone^a, M. Pelliccioni^a, G.L. Pinna

Angioni^{a,b}, F. Ravera^{a,b}, A. Romero^{a,b}, M. Ruspa^{a,c}, R. Sacchi^{a,b}, K. Shchelina^{a,b}, V. Sola^a,
A. Solano^{a,b}, A. Staiano^a, P. Traczyk^{a,b}

INFN Sezione di Trieste ^a, Università di Trieste ^b, Trieste, Italy

S. Belforte^a, M. Casarsa^a, F. Cossutti^a, G. Della Ricca^{a,b}, A. Zanetti^a

Kyungpook National University, Daegu, Korea

D.H. Kim, G.N. Kim, M.S. Kim, S. Lee, S.W. Lee, Y.D. Oh, S. Sekmen, D.C. Son, Y.C. Yang

Chonbuk National University, Jeonju, Korea

A. Lee

Chonnam National University, Institute for Universe and Elementary Particles, Kwangju, Korea

H. Kim

Hanyang University, Seoul, Korea

J.A. Brochero Cifuentes, T.J. Kim

Korea University, Seoul, Korea

S. Cho, S. Choi, Y. Go, D. Gyun, S. Ha, B. Hong, Y. Jo, Y. Kim, B. Lee, K. Lee, K.S. Lee, S. Lee, J. Lim, S.K. Park, Y. Roh

Seoul National University, Seoul, Korea

J. Almond, J. Kim, H. Lee, S.B. Oh, B.C. Radburn-Smith, S.h. Seo, U.K. Yang, H.D. Yoo, G.B. Yu

University of Seoul, Seoul, Korea

M. Choi, H. Kim, J.H. Kim, J.S.H. Lee, I.C. Park, G. Ryu, M.S. Ryu

Sungkyunkwan University, Suwon, Korea

Y. Choi, J. Goh, C. Hwang, J. Lee, I. Yu

Vilnius University, Vilnius, Lithuania

V. Dudenas, A. Juodagalvis, J. Vaitkus

National Centre for Particle Physics, Universiti Malaya, Kuala Lumpur, Malaysia

I. Ahmed, Z.A. Ibrahim, J.R. Komaragiri, M.A.B. Md Ali³², F. Mohamad Idris³³, W.A.T. Wan Abdullah, M.N. Yusli, Z. Zolkapli

Centro de Investigacion y de Estudios Avanzados del IPN, Mexico City, Mexico

H. Castilla-Valdez, E. De La Cruz-Burelo, I. Heredia-De La Cruz³⁴, A. Hernandez-Almada, R. Lopez-Fernandez, R. Magaña Villalba, J. Mejia Guisao, A. Sanchez-Hernandez

Universidad Iberoamericana, Mexico City, Mexico

S. Carrillo Moreno, C. Oropeza Barrera, F. Vazquez Valencia

Benemerita Universidad Autonoma de Puebla, Puebla, Mexico

S. Carpinteyro, I. Pedraza, H.A. Salazar Ibarguen, C. Uribe Estrada

Universidad Autónoma de San Luis Potosí, San Luis Potosí, Mexico

A. Morelos Pineda

University of Auckland, Auckland, New Zealand

D. Krofcheck

University of Canterbury, Christchurch, New Zealand

P.H. Butler

National Centre for Physics, Quaid-I-Azam University, Islamabad, Pakistan

A. Ahmad, M. Ahmad, Q. Hassan, H.R. Hoorani, W.A. Khan, A. Saddique, M.A. Shah, M. Shoaib, M. Waqas

National Centre for Nuclear Research, Swierk, Poland

H. Bialkowska, M. Bluj, B. Boimska, T. Frueboes, M. Górski, M. Kazana, K. Nawrocki, K. Romanowska-Rybinska, M. Szleper, P. Zalewski

Institute of Experimental Physics, Faculty of Physics, University of Warsaw, Warsaw, Poland

K. Bunkowski, A. Byszuk³⁵, K. Doroba, A. Kalinowski, M. Konecki, J. Krolikowski, M. Misiura, M. Olszewski, M. Walczak

Laboratório de Instrumentação e Física Experimental de Partículas, Lisboa, Portugal

P. Bargassa, C. Beirão Da Cruz E Silva, B. Calpas, A. Di Francesco, P. Faccioli, P.G. Ferreira Parracho, M. Gallinaro, J. Hollar, N. Leonardo, L. Lloret Iglesias, M.V. Nemallapudi, J. Rodrigues Antunes, J. Seixas, O. Toldaiev, D. Vadrucchio, J. Varela, P. Vischia

Joint Institute for Nuclear Research, Dubna, Russia

S. Afanasiev, P. Bunin, M. Gavrilenko, I. Golutvin, I. Gorbunov, A. Kamenev, V. Karjavin, A. Lanev, A. Malakhov, V. Matveev^{36,37}, V. Palichik, V. Perelygin, S. Shmatov, S. Shulha, N. Skatchkov, V. Smirnov, N. Voytishin, A. Zarubin

Petersburg Nuclear Physics Institute, Gatchina (St. Petersburg), Russia

L. Chtchipunov, V. Golovtsov, Y. Ivanov, V. Kim³⁸, E. Kuznetsova³⁹, V. Murzin, V. Oreshkin, V. Sulimov, A. Vorobyev

Institute for Nuclear Research, Moscow, Russia

Yu. Andreev, A. Dermenev, S. Gninenko, N. Golubev, A. Karneyeu, M. Kirsanov, N. Krasnikov, A. Pashenkov, D. Tlisov, A. Toropin

Institute for Theoretical and Experimental Physics, Moscow, Russia

V. Epshteyn, V. Gavrilov, N. Lychkovskaya, V. Popov, I. Pozdnyakov, G. Safronov, A. Spiridonov, M. Toms, E. Vlasov, A. Zhokin

Moscow Institute of Physics and Technology

A. Bylinkin³⁷

National Research Nuclear University 'Moscow Engineering Physics Institute' (MEPhI), Moscow, Russia

E. Popova, V. Rusinov, E. Tarkovskii

P.N. Lebedev Physical Institute, Moscow, Russia

V. Andreev, M. Azarkin³⁷, I. Dremin³⁷, M. Kirakosyan, A. Leonidov³⁷, A. Terkulov

Skobeltsyn Institute of Nuclear Physics, Lomonosov Moscow State University, Moscow, Russia

A. Baskakov, A. Belyaev, E. Boos, V. Bunichev, M. Dubinin⁴⁰, L. Dudko, A. Gribushin, V. Klyukhin, O. Kodolova, N. Korneeva, I. Lokhtin, I. Miagkov, S. Obraztsov, M. Perfilov, V. Savrin

Novosibirsk State University (NSU), Novosibirsk, Russia

V. Blinov⁴¹, Y. Skovpen⁴¹, D. Shtol⁴¹

State Research Center of Russian Federation, Institute for High Energy Physics, Protvino, Russia

I. Azhgirey, I. Bayshev, S. Bitioukov, D. Elumakhov, V. Kachanov, A. Kalinin, D. Konstantinov, V. Krychkin, V. Petrov, R. Ryutin, A. Sobol, S. Troshin, N. Tyurin, A. Uzunian, A. Volkov

University of Belgrade, Faculty of Physics and Vinca Institute of Nuclear Sciences, Belgrade, Serbia

P. Adzic⁴², P. Cirkovic, D. Devetak, M. Dordevic, J. Milosevic, V. Rekovic

Centro de Investigaciones Energéticas Medioambientales y Tecnológicas (CIEMAT), Madrid, Spain

J. Alcaraz Maestre, M. Barrio Luna, E. Calvo, M. Cerrada, M. Chamizo Llatas, N. Colino, B. De La Cruz, A. Delgado Peris, A. Escalante Del Valle, C. Fernandez Bedoya, J.P. Fernández Ramos, J. Flix, M.C. Fouz, P. Garcia-Abia, O. Gonzalez Lopez, S. Goy Lopez, J.M. Hernandez, M.I. Josa, E. Navarro De Martino, A. Pérez-Calero Yzquierdo, J. Puerta Pelayo, A. Quintario Olmeda, I. Redondo, L. Romero, M.S. Soares

Universidad Autónoma de Madrid, Madrid, Spain

J.F. de Trocóniz, M. Missiroli, D. Moran

Universidad de Oviedo, Oviedo, Spain

J. Cuevas, J. Fernandez Menendez, I. Gonzalez Caballero, J.R. González Fernández, E. Palencia Cortezon, S. Sanchez Cruz, I. Suárez Andrés, J.M. Vizán Garcia

Instituto de Física de Cantabria (IFCA), CSIC-Universidad de Cantabria, Santander, Spain

I.J. Cabrillo, A. Calderon, J.R. Castiñeiras De Saa, E. Curras, M. Fernandez, J. Garcia-Ferrero, G. Gomez, A. Lopez Virto, J. Marco, C. Martinez Rivero, F. Matorras, J. Piedra Gomez, T. Rodrigo, A. Ruiz-Jimeno, L. Scodellaro, N. Trevisani, I. Vila, R. Vilar Cortabitarte

CERN, European Organization for Nuclear Research, Geneva, Switzerland

D. Abbaneo, E. Auffray, G. Auzinger, M. Bachtis, P. Baillon, A.H. Ball, D. Barney, P. Bloch, A. Bocci, A. Bonato, C. Botta, T. Camporesi, R. Castello, M. Cepeda, G. Cerminara, M. D'Alfonso, D. d'Enterria, A. Dabrowski, V. Daponte, A. David, M. De Gruttola, A. De Roeck, E. Di Marco⁴³, M. Dobson, B. Dorney, T. du Pree, D. Duggan, M. Dünser, N. Dupont, A. Elliott-Peisert, S. Fartoukh, G. Franzoni, J. Fulcher, W. Funk, D. Gigi, K. Gill, M. Girone, F. Glege, D. Gulhan, S. Gundacker, M. Guthoff, J. Hammer, P. Harris, J. Hegeman, V. Innocente, P. Janot, J. Kieseler, H. Kirschenmann, V. Knünz, A. Kornmayer¹⁵, M.J. Kortelainen, K. Kousouris, M. Krammer¹, C. Lange, P. Lecoq, C. Lourenço, M.T. Lucchini, L. Malgeri, M. Mannelli, A. Martelli, F. Meijers, J.A. Merlin, S. Mersi, E. Meschi, P. Milenovic⁴⁴, F. Moortgat, S. Morovic, M. Mulders, H. Neugebauer, S. Orfanelli, L. Orsini, L. Pape, E. Perez, M. Peruzzi, A. Petrilli, G. Petrucciani, A. Pfeiffer, M. Pierini, A. Racz, T. Reis, G. Rolandi⁴⁵, M. Rovere, M. Ruan, H. Sakulin, J.B. Sauvan, C. Schäfer, C. Schwick, M. Seidel, A. Sharma, P. Silva, P. Sphicas⁴⁶, J. Steggemann, M. Stoye, Y. Takahashi, M. Tosi, D. Treille, A. Triossi, A. Tsirou, V. Veckals⁴⁷, G.I. Veres²⁰, M. Verweij, N. Wardle, H.K. Wöhri, A. Zagozdinska³⁵, W.D. Zeuner

Paul Scherrer Institut, Villigen, Switzerland

W. Bertl, K. Deiters, W. Erdmann, R. Horisberger, Q. Ingram, H.C. Kaestli, D. Kotlinski, U. Langenegger, T. Rohe

Institute for Particle Physics, ETH Zurich, Zurich, Switzerland

F. Bachmair, L. Bäni, L. Bianchini, B. Casal, G. Dissertori, M. Dittmar, M. Donegà, C. Grab, C. Heidegger, D. Hits, J. Hoss, G. Kasieczka, P. Lecomte[†], W. Lustermann, B. Mangano, M. Marionneau, P. Martinez Ruiz del Arbol, M. Masciovecchio, M.T. Meinhard, D. Meister,

F. Micheli, P. Musella, F. Nessi-Tedaldi, F. Pandolfi, J. Pata, F. Pauss, G. Perrin, L. Perrozzi, M. Quitnat, M. Rossini, M. Schönenberger, A. Starodumov⁴⁸, V.R. Tavolaro, K. Theofilatos, R. Wallny

Universität Zürich, Zurich, Switzerland

T.K. Aarrestad, C. AMSler⁴⁹, L. Caminada, M.F. Canelli, A. De Cosa, C. Galloni, A. Hinzmann, T. Hreus, B. Kilminster, J. Ngadiuba, D. Pinna, G. Rauco, P. Robmann, D. Salerno, Y. Yang, A. Zucchetta

National Central University, Chung-Li, Taiwan

V. Candelise, T.H. Doan, Sh. Jain, R. Khurana, M. Konyushikhin, C.M. Kuo, W. Lin, Y.J. Lu, A. Pozdnyakov, S.S. Yu

National Taiwan University (NTU), Taipei, Taiwan

Arun Kumar, P. Chang, Y.H. Chang, Y.W. Chang, Y. Chao, K.F. Chen, P.H. Chen, C. Dietz, F. Fiori, W.-S. Hou, Y. Hsiung, Y.F. Liu, R.-S. Lu, M. Miñano Moya, E. Paganis, A. Psallidas, J.f. Tsai, Y.M. Tzeng

Chulalongkorn University, Faculty of Science, Department of Physics, Bangkok, Thailand

B. Asavapibhop, G. Singh, N. Srimanobhas, N. Suwonjandee

Cukurova University, Adana, Turkey

A. Adiguzel, S. Cerci⁵⁰, S. Damarseckin, Z.S. Demiroglu, C. Dozen, I. Dumanoglu, S. Girgis, G. Gokbulut, Y. Guler, I. Hos⁵¹, E.E. Kangal⁵², O. Kara, A. Kayis Topaksu, U. Kiminsu, M. Oglakci, G. Onengut⁵³, K. Ozdemir⁵⁴, D. Sunar Cerci⁵⁰, B. Tali⁵⁰, S. Turkcapar, I.S. Zorbakir, C. Zorbilmez

Middle East Technical University, Physics Department, Ankara, Turkey

B. Bilin, S. Bilmis, B. Isildak⁵⁵, G. Karapinar⁵⁶, M. Yalvac, M. Zeyrek

Bogazici University, Istanbul, Turkey

E. Gülmez, M. Kaya⁵⁷, O. Kaya⁵⁸, E.A. Yetkin⁵⁹, T. Yetkin⁶⁰

Istanbul Technical University, Istanbul, Turkey

A. Cakir, K. Cankocak, S. Sen⁶¹

Institute for Scintillation Materials of National Academy of Science of Ukraine, Kharkov, Ukraine

B. Grynyov

National Scientific Center, Kharkov Institute of Physics and Technology, Kharkov, Ukraine

L. Levchuk, P. Sorokin

University of Bristol, Bristol, United Kingdom

R. Aggleton, F. Ball, L. Beck, J.J. Brooke, D. Burns, E. Clement, D. Cussans, H. Flacher, J. Goldstein, M. Grimes, G.P. Heath, H.F. Heath, J. Jacob, L. Kreczko, C. Lucas, D.M. Newbold⁶², S. Paramesvaran, A. Poll, T. Sakuma, S. Seif El Nasr-storey, D. Smith, V.J. Smith

Rutherford Appleton Laboratory, Didcot, United Kingdom

K.W. Bell, A. Belyaev⁶³, C. Brew, R.M. Brown, L. Calligaris, D. Cieri, D.J.A. Cockerill, J.A. Coughlan, K. Harder, S. Harper, E. Olaiya, D. Petyt, C.H. Shepherd-Themistocleous, A. Thea, I.R. Tomalin, T. Williams

Imperial College, London, United Kingdom

M. Baber, R. Bainbridge, O. Buchmuller, A. Bundock, D. Burton, S. Casasso, M. Citron, D. Colling, L. Corpe, P. Dauncey, G. Davies, A. De Wit, M. Della Negra, R. Di Maria, P. Dunne,

A. Elwood, D. Futyan, Y. Haddad, G. Hall, G. Iles, T. James, R. Lane, C. Laner, R. Lucas⁶², L. Lyons, A.-M. Magnan, S. Malik, L. Mastrolorenzo, J. Nash, A. Nikitenko⁴⁸, J. Pela, B. Penning, M. Pesaresi, D.M. Raymond, A. Richards, A. Rose, C. Seez, S. Summers, A. Tapper, K. Uchida, M. Vazquez Acosta⁶⁴, T. Virdee¹⁵, J. Wright, S.C. Zenz

Brunel University, Uxbridge, United Kingdom

J.E. Cole, P.R. Hobson, A. Khan, P. Kyberd, D. Leslie, I.D. Reid, P. Symonds, L. Teodorescu, M. Turner

Baylor University, Waco, USA

A. Borzou, K. Call, J. Dittmann, K. Hatakeyama, H. Liu, N. Pastika

The University of Alabama, Tuscaloosa, USA

S.I. Cooper, C. Henderson, P. Rumerio, C. West

Boston University, Boston, USA

D. Arcaro, A. Avetisyan, T. Bose, D. Gastler, D. Rankin, C. Richardson, J. Rohlf, L. Sulak, D. Zou

Brown University, Providence, USA

G. Benelli, E. Berry, D. Cutts, A. Garabedian, J. Hakala, U. Heintz, J.M. Hogan, O. Jesus, K.H.M. Kwok, E. Laird, G. Landsberg, Z. Mao, M. Narain, S. Piperov, S. Sagir, E. Spencer, R. Syarif

University of California, Davis, Davis, USA

R. Breedon, G. Breto, D. Burns, M. Calderon De La Barca Sanchez, S. Chauhan, M. Chertok, J. Conway, R. Conway, P.T. Cox, R. Erbacher, C. Flores, G. Funk, M. Gardner, W. Ko, R. Lander, C. Mclean, M. Mulhearn, D. Pellett, J. Pilot, S. Shalhout, J. Smith, M. Squires, D. Stolp, M. Tripathi

University of California, Los Angeles, USA

C. Bravo, R. Cousins, A. Dasgupta, P. Everaerts, A. Florent, J. Hauser, M. Ignatenko, N. Mccoll, D. Saltzberg, C. Schnaible, E. Takasugi, V. Valuev, M. Weber

University of California, Riverside, Riverside, USA

E. Bouvier, K. Burt, R. Clare, J. Ellison, J.W. Gary, S.M.A. Ghiasi Shirazi, G. Hanson, J. Heilman, P. Jandir, E. Kennedy, F. Lacroix, O.R. Long, M. Olmedo Negrete, M.I. Paneva, A. Shrinivas, W. Si, H. Wei, S. Wimpenny, B. R. Yates

University of California, San Diego, La Jolla, USA

J.G. Branson, G.B. Cerati, S. Cittolin, M. Derdzinski, A. Holzner, D. Klein, V. Krutelyov, J. Letts, I. Macneill, D. Olivito, S. Padhi, M. Pieri, M. Sani, V. Sharma, S. Simon, M. Tadel, A. Vartak, S. Wasserbaech⁶⁵, C. Welke, J. Wood, F. Würthwein, A. Yagil, G. Zevi Della Porta

University of California, Santa Barbara - Department of Physics, Santa Barbara, USA

N. Amin, R. Bhandari, J. Bradmiller-Feld, C. Campagnari, A. Dishaw, V. Dutta, M. Franco Sevilla, C. George, F. Golf, L. Gouskos, J. Gran, R. Heller, J. Incandela, S.D. Mullin, A. Ovcharova, H. Qu, J. Richman, D. Stuart, I. Suarez, J. Yoo

California Institute of Technology, Pasadena, USA

D. Anderson, J. Bendavid, A. Bornheim, J. Bunn, Y. Chen, J. Duarte, J.M. Lawhorn, A. Mott, H.B. Newman, C. Pena, M. Spiropulu, J.R. Vlimant, S. Xie, R.Y. Zhu

Carnegie Mellon University, Pittsburgh, USA

M.B. Andrews, T. Ferguson, M. Paulini, J. Russ, M. Sun, H. Vogel, I. Vorobiev, M. Weinberg

University of Colorado Boulder, Boulder, USA

J.P. Cumalat, W.T. Ford, F. Jensen, A. Johnson, M. Krohn, T. Mulholland, K. Stenson, S.R. Wagner

Cornell University, Ithaca, USA

J. Alexander, J. Chaves, J. Chu, S. Dittmer, K. Mcdermott, N. Mirman, G. Nicolas Kaufman, J.R. Patterson, A. Rinkevicius, A. Ryd, L. Skinnari, L. Soffi, S.M. Tan, Z. Tao, J. Thom, J. Tucker, P. Wittich, M. Zientek

Fairfield University, Fairfield, USA

D. Winn

Fermi National Accelerator Laboratory, Batavia, USA

S. Abdullin, M. Albrow, G. Apollinari, A. Apresyan, S. Banerjee, L.A.T. Bauerdick, A. Beretvas, J. Berryhill, P.C. Bhat, G. Bolla, K. Burkett, J.N. Butler, H.W.K. Cheung, F. Chlebana, S. Cihangir[†], M. Cremonesi, V.D. Elvira, I. Fisk, J. Freeman, E. Gottschalk, L. Gray, D. Green, S. Grünendahl, O. Gutsche, D. Hare, R.M. Harris, S. Hasegawa, J. Hirschauer, Z. Hu, B. Jayatilaka, S. Jindariani, M. Johnson, U. Joshi, B. Klima, B. Kreis, S. Lammel, J. Linacre, D. Lincoln, R. Lipton, T. Liu, R. Lopes De Sá, J. Lykken, K. Maeshima, N. Magini, J.M. Marraffino, S. Maruyama, D. Mason, P. McBride, P. Merkel, S. Mrenna, S. Nahn, V. O'Dell, K. Pedro, O. Prokofyev, G. Rakness, L. Ristori, E. Sexton-Kennedy, A. Soha, W.J. Spalding, L. Spiegel, S. Stoynev, N. Strobbe, L. Taylor, S. Tkaczyk, N.V. Tran, L. Uplegger, E.W. Vaandering, C. Vernieri, M. Verzocchi, R. Vidal, M. Wang, H.A. Weber, A. Whitbeck, Y. Wu

University of Florida, Gainesville, USA

D. Acosta, P. Avery, P. Bortignon, D. Bourilkov, A. Brinkerhoff, A. Carnes, M. Carver, D. Curry, S. Das, R.D. Field, I.K. Furic, J. Konigsberg, A. Korytov, J.F. Low, P. Ma, K. Matchev, H. Mei, G. Mitselmakher, D. Rank, L. Shchutska, D. Sperka, L. Thomas, J. Wang, S. Wang, J. Yelton

Florida International University, Miami, USA

S. Linn, P. Markowitz, G. Martinez, J.L. Rodriguez

Florida State University, Tallahassee, USA

A. Ackert, J.R. Adams, T. Adams, A. Askew, S. Bein, B. Diamond, S. Hagopian, V. Hagopian, K.F. Johnson, H. Prosper, A. Santra, R. Yohay

Florida Institute of Technology, Melbourne, USA

M.M. Baarmand, V. Bhopatkar, S. Colafranceschi, M. Hohlmann, D. Noonan, T. Roy, F. Yumiceva

University of Illinois at Chicago (UIC), Chicago, USA

M.R. Adams, L. Apanasevich, D. Berry, R.R. Betts, I. Bucinskaite, R. Cavanaugh, O. Evdokimov, L. Gauthier, C.E. Gerber, D.J. Hofman, K. Jung, P. Kurt, C. O'Brien, I.D. Sandoval Gonzalez, P. Turner, N. Varelas, H. Wang, Z. Wu, M. Zakaria, J. Zhang

The University of Iowa, Iowa City, USA

B. Bilki⁶⁶, W. Clarida, K. Dilsiz, S. Durgut, R.P. Gandrajula, M. Haytmyradov, V. Khristenko, J.-P. Merlo, H. Mermerkaya⁶⁷, A. Mestvirishvili, A. Moeller, J. Nachtman, H. Ogul, Y. Onel, F. Ozok⁶⁸, A. Penzo, C. Snyder, E. Tiras, J. Wetzel, K. Yi

Johns Hopkins University, Baltimore, USA

I. Anderson, B. Blumenfeld, A. Cocoros, N. Eminizer, D. Fehling, L. Feng, A.V. Gritsan, P. Maksimovic, C. Martin, M. Osherson, J. Roskes, U. Sarica, M. Swartz, M. Xiao, Y. Xin, C. You

The University of Kansas, Lawrence, USA

A. Al-bataineh, P. Baringer, A. Bean, S. Boren, J. Bowen, C. Bruner, J. Castle, L. Forthomme, R.P. Kenny III, S. Khalil, A. Kropivnitskaya, D. Majumder, W. Mcbrayer, M. Murray, S. Sanders, R. Stringer, J.D. Tapia Takaki, Q. Wang

Kansas State University, Manhattan, USA

A. Ivanov, K. Kaadze, Y. Maravin, A. Mohammadi, L.K. Saini, N. Skhirtladze, S. Toda

Lawrence Livermore National Laboratory, Livermore, USA

F. Rebassoo, D. Wright

University of Maryland, College Park, USA

C. Anelli, A. Baden, O. Baron, A. Belloni, B. Calvert, S.C. Eno, C. Ferraioli, J.A. Gomez, N.J. Hadley, S. Jabeen, R.G. Kellogg, T. Kolberg, J. Kunkle, Y. Lu, A.C. Mignerey, F. Ricci-Tam, Y.H. Shin, A. Skuja, M.B. Tonjes, S.C. Tonwar

Massachusetts Institute of Technology, Cambridge, USA

D. Abercrombie, B. Allen, A. Apyan, V. Azzolini, R. Barbieri, A. Baty, R. Bi, K. Bierwagen, S. Brandt, W. Busza, I.A. Cali, Z. Demiragli, L. Di Matteo, G. Gomez Ceballos, M. Goncharov, D. Hsu, Y. Iiyama, G.M. Innocenti, M. Klute, D. Kovalskyi, K. Krajczar, Y.S. Lai, Y.-J. Lee, A. Levin, P.D. Luckey, B. Maier, A.C. Marini, C. McGinn, C. Mironov, S. Narayanan, X. Niu, C. Paus, C. Roland, G. Roland, J. Salfeld-Nebgen, G.S.F. Stephans, K. Tatar, M. Varma, D. Velicanu, J. Veverka, J. Wang, T.W. Wang, B. Wyslouch, M. Yang, V. Zhukova

University of Minnesota, Minneapolis, USA

A.C. Benvenuti, R.M. Chatterjee, A. Evans, A. Finkel, A. Gude, P. Hansen, S. Kalafut, S.C. Kao, Y. Kubota, Z. Lesko, J. Mans, S. Nourbakhsh, N. Ruckstuhl, R. Rusack, N. Tambe, J. Turkewitz

University of Mississippi, Oxford, USA

J.G. Acosta, S. Oliveros

University of Nebraska-Lincoln, Lincoln, USA

E. Avdeeva, R. Bartek⁶⁹, K. Bloom, D.R. Claes, A. Dominguez⁶⁹, C. Fangmeier, R. Gonzalez Suarez, R. Kamalieddin, I. Kravchenko, A. Malta Rodrigues, F. Meier, J. Monroy, J.E. Siado, G.R. Snow, B. Stieger

State University of New York at Buffalo, Buffalo, USA

M. Alyari, J. Dolen, J. George, A. Godshalk, C. Harrington, I. Iashvili, J. Kaisen, A. Kharchilava, A. Kumar, A. Parker, S. Rappoccio, B. Roozbahani

Northeastern University, Boston, USA

G. Alverson, E. Barberis, A. Hortiangtham, A. Massironi, D.M. Morse, D. Nash, T. Orimoto, R. Teixeira De Lima, D. Trocino, R.-J. Wang, D. Wood

Northwestern University, Evanston, USA

S. Bhattacharya, O. Charaf, K.A. Hahn, A. Kubik, A. Kumar, N. Mucia, N. Odell, B. Pollack, M.H. Schmitt, K. Sung, M. Trovato, M. Velasco

University of Notre Dame, Notre Dame, USA

N. Dev, M. Hildreth, K. Hurtado Anampa, C. Jessop, D.J. Karmgard, N. Kellams, K. Lannon, N. Marinelli, F. Meng, C. Mueller, Y. Musienko³⁶, M. Planer, A. Reinsvold, R. Ruchti, G. Smith, S. Taroni, M. Wayne, M. Wolf, A. Woodard

The Ohio State University, Columbus, USA

J. Alimena, L. Antonelli, B. Bylsma, L.S. Durkin, S. Flowers, B. Francis, A. Hart, C. Hill, R. Hughes, W. Ji, B. Liu, W. Luo, D. Puigh, B.L. Winer, H.W. Wulsin

Princeton University, Princeton, USA

S. Cooperstein, O. Driga, P. Elmer, J. Hardenbrook, P. Hebda, D. Lange, J. Luo, D. Marlow, T. Medvedeva, K. Mei, M. Mooney, J. Olsen, C. Palmer, P. Piroué, D. Stickland, A. Svyatkovskiy, C. Tully, A. Zuranski

University of Puerto Rico, Mayaguez, USA

S. Malik

Purdue University, West Lafayette, USA

A. Barker, V.E. Barnes, S. Folgueras, L. Gutay, M.K. Jha, M. Jones, A.W. Jung, A. Khatiwada, D.H. Miller, N. Neumeister, J.F. Schulte, X. Shi, J. Sun, F. Wang, W. Xie

Purdue University Calumet, Hammond, USA

N. Parashar, J. Stupak

Rice University, Houston, USA

A. Adair, B. Akgun, Z. Chen, K.M. Ecklund, F.J.M. Geurts, M. Guilbaud, W. Li, B. Michlin, M. Northup, B.P. Padley, R. Redjimi, J. Roberts, J. Rorie, Z. Tu, J. Zabel

University of Rochester, Rochester, USA

B. Betchart, A. Bodek, P. de Barbaro, R. Demina, Y.t. Duh, T. Ferbel, M. Galanti, A. Garcia-Bellido, J. Han, O. Hindrichs, A. Khukhunaishvili, K.H. Lo, P. Tan, M. Verzetti

Rutgers, The State University of New Jersey, Piscataway, USA

A. Agapitos, J.P. Chou, E. Contreras-Campana, Y. Gershtein, T.A. Gómez Espinosa, E. Halkiadakis, M. Heindl, D. Hidas, E. Hughes, S. Kaplan, R. Kunnawalkam Elayavalli, S. Kyriacou, A. Lath, K. Nash, H. Saka, S. Salur, S. Schnetzer, D. Sheffield, S. Somalwar, R. Stone, S. Thomas, P. Thomassen, M. Walker

University of Tennessee, Knoxville, USA

A.G. Delannoy, M. Foerster, J. Heideman, G. Riley, K. Rose, S. Spanier, K. Thapa

Texas A&M University, College Station, USA

O. Bouhali⁷⁰, A. Celik, M. Dalchenko, M. De Mattia, A. Delgado, S. Dildick, R. Eusebi, J. Gilmore, T. Huang, E. Juska, T. Kamon⁷¹, R. Mueller, Y. Pakhotin, R. Patel, A. Perloff, L. Perniè, D. Rathjens, A. Rose, A. Safonov, A. Tatarinov, K.A. Ulmer

Texas Tech University, Lubbock, USA

N. Akchurin, C. Cowden, J. Damgov, F. De Guio, C. Dragoiu, P.R. Duderod, J. Faulkner, E. Gурpinar, S. Kunori, K. Lamichhane, S.W. Lee, T. Libeiro, T. Peltola, S. Undleeb, I. Volobouev, Z. Wang

Vanderbilt University, Nashville, USA

S. Greene, A. Gurrola, R. Janjam, W. Johns, C. Maguire, A. Melo, H. Ni, P. Sheldon, S. Tuo, J. Velkovska, Q. Xu

University of Virginia, Charlottesville, USA

M.W. Arenton, P. Barria, B. Cox, J. Goodell, R. Hirosky, A. Ledovskoy, H. Li, C. Neu, T. Sinthuprasith, X. Sun, Y. Wang, E. Wolfe, F. Xia

Wayne State University, Detroit, USA

C. Clarke, R. Harr, P.E. Karchin, J. Sturdy

University of Wisconsin - Madison, Madison, WI, USA

D.A. Belknap, J. Buchanan, C. Caillol, S. Dasu, L. Dodd, S. Duric, B. Gomber, M. Grothe, M. Herndon, A. Hervé, P. Klabbers, A. Lanaro, A. Levine, K. Long, R. Loveless, I. Ojalvo, T. Perry, G.A. Pierro, G. Polese, T. Ruggles, A. Savin, N. Smith, W.H. Smith, D. Taylor, N. Woods

†: Deceased

- 1: Also at Vienna University of Technology, Vienna, Austria
- 2: Also at State Key Laboratory of Nuclear Physics and Technology, Peking University, Beijing, China
- 3: Also at Institut Pluridisciplinaire Hubert Curien, Université de Strasbourg, Université de Haute Alsace Mulhouse, CNRS/IN2P3, Strasbourg, France
- 4: Also at Universidade Estadual de Campinas, Campinas, Brazil
- 5: Also at Universidade Federal de Pelotas, Pelotas, Brazil
- 6: Also at Université Libre de Bruxelles, Bruxelles, Belgium
- 7: Also at Deutsches Elektronen-Synchrotron, Hamburg, Germany
- 8: Also at Joint Institute for Nuclear Research, Dubna, Russia
- 9: Also at Ain Shams University, Cairo, Egypt
- 10: Now at British University in Egypt, Cairo, Egypt
- 11: Also at Zewail City of Science and Technology, Zewail, Egypt
- 12: Also at Université de Haute Alsace, Mulhouse, France
- 13: Also at Skobeltsyn Institute of Nuclear Physics, Lomonosov Moscow State University, Moscow, Russia
- 14: Also at Tbilisi State University, Tbilisi, Georgia
- 15: Also at CERN, European Organization for Nuclear Research, Geneva, Switzerland
- 16: Also at RWTH Aachen University, III. Physikalisches Institut A, Aachen, Germany
- 17: Also at University of Hamburg, Hamburg, Germany
- 18: Also at Brandenburg University of Technology, Cottbus, Germany
- 19: Also at Institute of Nuclear Research ATOMKI, Debrecen, Hungary
- 20: Also at MTA-ELTE Lendület CMS Particle and Nuclear Physics Group, Eötvös Loránd University, Budapest, Hungary
- 21: Also at University of Debrecen, Debrecen, Hungary
- 22: Also at Indian Institute of Science Education and Research, Bhopal, India
- 23: Also at Institute of Physics, Bhubaneswar, India
- 24: Also at University of Visva-Bharati, Santiniketan, India
- 25: Also at University of Ruhuna, Matara, Sri Lanka
- 26: Also at Isfahan University of Technology, Isfahan, Iran
- 27: Also at University of Tehran, Department of Engineering Science, Tehran, Iran
- 28: Also at Yazd University, Yazd, Iran
- 29: Also at Plasma Physics Research Center, Science and Research Branch, Islamic Azad University, Tehran, Iran
- 30: Also at Università degli Studi di Siena, Siena, Italy
- 31: Also at Purdue University, West Lafayette, USA
- 32: Also at International Islamic University of Malaysia, Kuala Lumpur, Malaysia
- 33: Also at Malaysian Nuclear Agency, MOSTI, Kajang, Malaysia
- 34: Also at Consejo Nacional de Ciencia y Tecnología, Mexico city, Mexico
- 35: Also at Warsaw University of Technology, Institute of Electronic Systems, Warsaw, Poland
- 36: Also at Institute for Nuclear Research, Moscow, Russia
- 37: Now at National Research Nuclear University 'Moscow Engineering Physics Institute' (MEPhI), Moscow, Russia
- 38: Also at St. Petersburg State Polytechnical University, St. Petersburg, Russia

- 39: Also at University of Florida, Gainesville, USA
- 40: Also at California Institute of Technology, Pasadena, USA
- 41: Also at Budker Institute of Nuclear Physics, Novosibirsk, Russia
- 42: Also at Faculty of Physics, University of Belgrade, Belgrade, Serbia
- 43: Also at INFN Sezione di Roma; Università di Roma, Roma, Italy
- 44: Also at University of Belgrade, Faculty of Physics and Vinca Institute of Nuclear Sciences, Belgrade, Serbia
- 45: Also at Scuola Normale e Sezione dell'INFN, Pisa, Italy
- 46: Also at National and Kapodistrian University of Athens, Athens, Greece
- 47: Also at Riga Technical University, Riga, Latvia
- 48: Also at Institute for Theoretical and Experimental Physics, Moscow, Russia
- 49: Also at Albert Einstein Center for Fundamental Physics, Bern, Switzerland
- 50: Also at Adiyaman University, Adiyaman, Turkey
- 51: Also at Istanbul Aydin University, Istanbul, Turkey
- 52: Also at Mersin University, Mersin, Turkey
- 53: Also at Cag University, Mersin, Turkey
- 54: Also at Piri Reis University, Istanbul, Turkey
- 55: Also at Ozyegin University, Istanbul, Turkey
- 56: Also at Izmir Institute of Technology, Izmir, Turkey
- 57: Also at Marmara University, Istanbul, Turkey
- 58: Also at Kafkas University, Kars, Turkey
- 59: Also at Istanbul Bilgi University, Istanbul, Turkey
- 60: Also at Yildiz Technical University, Istanbul, Turkey
- 61: Also at Hacettepe University, Ankara, Turkey
- 62: Also at Rutherford Appleton Laboratory, Didcot, United Kingdom
- 63: Also at School of Physics and Astronomy, University of Southampton, Southampton, United Kingdom
- 64: Also at Instituto de Astrofísica de Canarias, La Laguna, Spain
- 65: Also at Utah Valley University, Orem, USA
- 66: Also at Argonne National Laboratory, Argonne, USA
- 67: Also at Erzincan University, Erzincan, Turkey
- 68: Also at Mimar Sinan University, Istanbul, Istanbul, Turkey
- 69: Now at The Catholic University of America, Washington, USA
- 70: Also at Texas A&M University at Qatar, Doha, Qatar
- 71: Also at Kyungpook National University, Daegu, Korea