

Exploring collider signatures of the inert Higgs doublet model

Amitava Datta,^{1,*} Nabanita Ganguly,^{1,†} Najimuddin Khan,^{2,‡} and Subhendu Rakshit^{2,§}

¹*Department of Physics, University of Calcutta,
92 Acharya Prafulla Chandra Road, Kolkata 700 009, India*

²*Discipline of Physics, Indian Institute of Technology Indore,
Khandwa Road, Simrol, Indore - 453 552, India*

Abstract

We revisit the multilepton (ml) + \cancel{E}_T signatures of the Inert Doublet Model of dark matter in future LHC experiments for $m = 3, 4$ and simulate, for the first time, the $m = 5$ case. In addition to the usual constraints like unitarity, perturbativity, the precision electroweak data, the observed dark matter relic density of the Universe, we take into account the stringent constraints from the post Higgs (h) discovery era like the measured M_h and the upper bound on the width of h decay which were not included in the earlier analyses. We find that the IDM model embedded in a grand desert scenario so that the unitarity constraint holds up to a very high scale, the entire parameter space allowed by the above constraints can be probed by the LHC via the $3l$ for an integrated luminosity $\sim 3000 \text{ fb}^{-1}$. On the other hand if any new physics shows up at a scale $\sim 10 \text{ TeV}$ only a part of the enlarged allowed parameter space can be probed. The $4l$ and $5l$ signals can help to discriminate among different IDM scenarios as and when sufficient integrated luminosity accumulates.

* adatta_ju@yahoo.co.in

† nabanita.rimpi@gmail.com

‡ phd11125102@iiti.ac.in

§ rakshit@iiti.ac.in

I. INTRODUCTION

Discovery of a scalar boson [1, 2] at the Large Hadron Collider (LHC) in 2012 with properties very similar to the Higgs boson (h) responsible for electroweak symmetry breaking in the Standard Model (SM) with a minimal scalar sector has validated this model. The mass of the Higgs like boson has been measured to be about 125 GeV [1–3]. So far, the LHC or other experiments have not discovered any signature of new physics beyond the SM. However, the non-zero neutrino masses, the baryon-antibaryon asymmetry in Nature, the presence of dark matter (DM) and dark energy in the Universe and many other observables compel us to look beyond the minimal SM. In this paper our focus will be on a popular model which can potentially explain the DM relic density observed in the Universe [4].

Strong astrophysical evidences suggest that our Universe is pervaded by DM. The relic density of DM is $\Omega h^2 = 0.1198 \pm 0.0026$ as measured by the satellite based experiments Planck [5] and WMAP [6] that are geared to the measurement of various properties of the cosmic microwave background radiation (CMBR) with an unmatched precision. It will be doubly assuring to confirm the presence of DM by terrestrial experiments. Many such experiments have been carried out for direct detection of DM via its scattering with the nucleons [7–9]. However, no signal has been detected. Recent null results by the LUX experiments [7] could eliminate a significant portion of the parameter space in the DM mass versus DM-nucleon cross-section plane. However, these constraints are marred by the uncertainties stemming from the assumption that the Earth is flying through a uniform DM cloud of significant density. The clumpy nature of DM leaves open the possibility that the density of DM in the cosmologically tiny region surrounding the Earth, which has not been directly measured so far, is very small. This makes the option that the DM may be produced directly at a high energy collider like LHC even more attractive. Weakly interacting massive particles (WIMP) can indeed be produced by the proton–proton collisions at LHC which escape the detector leading to the celebrated missing energy signal. As backgrounds are well understood in a man-made laboratory, it is not unreasonable to argue that a collider might be the best bet in revealing the true nature of DM particles.

The search for DM at the LHC is a topic of great contemporary interest. A large number of models compatible with the relic density data have been proposed and their prospective signatures at the LHC have been studied (see, e.g., [10, 11]). The discovery of the Higgs boson [1–3] has completed the spectrum of the minimal version of the SM. Yet it must be admitted that the scalar sector of the SM is the least constrained one [12]. It is, therefore, quite probable that the DM particle has its abode in the extended scalar sector. A simple possibility, which we pursue in this paper, is to extend the scalar sector of the standard model (SM) by a SU(2) doublet protected by a \mathbb{Z}_2 discrete symmetry. This model known as the inert doublet model (IDM) was first proposed by Deshpande and Ma [13]. In the IDM heavier neutral and charged scalars do exist but do not

take part in electroweak symmetry breaking. The exact \mathbb{Z}_2 symmetry does not allow the heavier neutral scalar to mix with the SM Higgs and as a result, it does not acquire a vacuum expectation value (VEV). In this model, the lightest scalar, odd under \mathbb{Z}_2 , provides the WIMP DM candidate. This particle may be produced in association with a heavier scalar. It may also appear in the decay cascades of the heavier scalars which are produced in pairs. Both the processes yield the generic m -leptons + n -jets + \cancel{E}_T signatures, where the lepton and jets come mainly from W^\pm and Z bosons which also appear in the above decay cascades. For $m=0$ the size of the signal is relatively large but this electroweak jet production is easily swamped by the huge QCD background. As has already been noted in the literature and will be reiterated in this paper, the \cancel{E}_T in the signal is rather modest which is not enough to discriminate against the strong QCD backgrounds with cross sections several orders of magnitude larger. It should be borne in mind that in a hadron collider the latter processes also involve a sizeable \cancel{E}_T due to mismeasurement of jet energies, underlying events etc. The main attention has, therefore, been focused on multilepton + \cancel{E}_T signatures. Here one has to contest the electroweak backgrounds with a relatively small cross section. The task, nevertheless, is uphill as both the signal and the background, which typically has a much larger size, involve leptons coming from W^\pm and Z decays. However, after adjusting the cuts a modest signal to background ratio can be salvaged at the LHC experiments with upgraded luminosity especially if the signal involves virtual Z s. This will be shown below.

The most well studied signal of the DM-Higgs coupling, both phenomenologically [14–17] and experimentally [18–20], has been the invisible decay signature of the SM like Higgs (h). This occurs provided the mass of the DM particle is $< M_h/2$. However, since this generic signature may arise in any model where h can decay into a pair of long lived WIMPs not necessarily the DM particle, it is hard to figure out the underlying physics from this signal alone. The next simplest case is the dilepton + \cancel{E}_T topology ($m=2$). This has already been studied in the context of the IDM [21, 23]. It has been noted that the LHC Run 1 data in this channel is sensitive only to regions of the parameter space which does not contain a viable DM candidate [23]. Nevertheless the authors optimistically expected an observable signal during Run 2 [23]. It should, however, be stressed that even if both these signals show up it will still be difficult to reveal the new physics involved. Additional search channels, therefore, are always welcome.

Signatures with $m = 3, 4$ have been studied in the context of the IDM [22, 25]. However, as has already been noted the parameter space of the IDM is constrained by a plethora of important constraints both theoretical and empirical (see the section 3 for references and further details). In [22, 25] the above signals were illustrated with benchmark points (BPs) not compatible with the constraints in the post Higgs discovery era. In particular the measurement of the Higgs boson mass, the recent strong upper-bound on the invisible decay width of the Higgs boson [26] and the measured value of the DM relic density of the Universe disfavor them. The main emphasis of this paper is to assess the prospect of these signals with a new set of realistic BPs consistent

with more recent and stronger constraints. More important, we have not restricted our analyses to isolated BPs only. We have identified, as and when possible, the portions of the allowed parameter spaces (APS) of several representative scenarios sensitive to the proposed signals in future LHC experiments. Then we have illustrated the features of the prospective signals with the help of BPs. Finally we have studied, for the first time, the $5l + \cancel{E}_T$ signal.

The plan of the paper is as follows. In section 2 we have briefly reviewed the salient features of the IDM. In the next section we have introduced three representative scenarios in the IDM and studied the APS in each case in the light of the available constraints. In section 4 we have studied the portions of the above APSs which are within the reach of future LHC experiments. Illustrative numerical results in each scenario are presented with the help of several BPs. The main conclusions are summarized in the last section.

II. INERT DOUBLET MODEL

In this model, the standard model is extended by adding an extra $SU(2)$ doublet scalar, odd under an additional discrete \mathbb{Z}_2 symmetry. Under this symmetry, all standard model fields are even. The \mathbb{Z}_2 symmetry prohibits the inert doublet to acquire a vacuum expectation value.

The renormalizable CP -conserving scalar potential at the tree level is given by [27–32],

$$V(\Phi_1, \Phi_2) = \mu_1^2 |\Phi_1|^2 + \lambda_1 |\Phi_1|^4 + \mu_2^2 |\Phi_2|^2 + \lambda_2 |\Phi_2|^4 + \lambda_3 |\Phi_1|^2 |\Phi_2|^2 + \lambda_4 |\Phi_1^\dagger \Phi_2|^2 + \frac{\lambda_5}{2} [(\Phi_1^\dagger \Phi_2)^2 + \text{H.c.}] , \quad (2.1)$$

where $\mu_{1,2}$ and λ_i ($i = 1, 2, 3, 4, 5$) are real parameters. The SM Higgs doublet Φ_1 and the inert doublet Φ_2 are given by,

$$\Phi_1 = \begin{pmatrix} G^+ \\ \frac{1}{\sqrt{2}}(v + h + iG^0) \end{pmatrix}, \quad \Phi_2 = \begin{pmatrix} H^+ \\ \frac{1}{\sqrt{2}}(H + iA) \end{pmatrix}.$$

where $v = 246.221$ GeV is the vacuum expectation value of the Φ_1 , G^\pm and G^0 are Goldstone bosons and h is the SM Higgs.

Φ_2 contains a CP even neutral scalar H , a CP odd neutral scalar A , and a pair of charged scalar fields H^\pm . The \mathbb{Z}_2 symmetry prohibits an *odd* number of these scalar fields couple with the SM particles. Either of the lightest neutral components H and A is stable and may be considered as a DM candidate.

After electroweak symmetry breaking, the scalar potential is given by,

$$V(h, H, A, H^\pm) = \frac{1}{4} [2\mu_1^2(h + v)^2 + \lambda_1(h + v)^4 + 2\mu_2^2(A^2 + H^2 + 2H^+H^-) + \lambda_2(A^2 + H^2 + 2H^+H^-)^2] + \frac{1}{2}(h + v)^2 [\lambda_3 H^+ H^- + \lambda_S A^2 + \lambda_L H^2] \quad (2.2)$$

where,

$$\lambda_{L,S} = \frac{1}{2} (\lambda_3 + \lambda_4 \pm \lambda_5) . \quad (2.3)$$

Masses of these scalars are given by,

$$\begin{aligned} M_h^2 &= \mu_1^2 + 3\lambda_1 v^2, \\ M_H^2 &= \mu_2^2 + \lambda_L v^2, \\ M_A^2 &= \mu_2^2 + \lambda_S v^2, \\ M_{H^\pm}^2 &= \mu_2^2 + \frac{1}{2} \lambda_3 v^2. \end{aligned}$$

For $\lambda_4 - \lambda_5 < 0$ and $\lambda_5 > 0$ ($\lambda_4 + \lambda_5 < 0$ and $\lambda_5 < 0$), A (H) is the lightest \mathbb{Z}_2 odd particle (LOP). In this work, we take A as the LOP and hence, as a viable DM candidate. Choice of H as LOP will lead to similar results.

For analyses in the next two section we define

$$\begin{aligned} \Delta M_H &= M_H - M_A, \\ \Delta M_{H^\pm} &= M_{H^\pm} - M_A. \end{aligned}$$

so that the independent parameters for the ID model become $\{M_A, \Delta M_H, \Delta M_{H^\pm}, \lambda_2, \lambda_S\}$. Here we have chosen the Higgs portal coupling λ_S as we treat A as the DM particle. Moreover λ_2 does not play any role in relic density calculation. Throughout this paper we set $\lambda_2 = 0$.

III. THE CONSTRAINTS ON THE IDM AND THEIR IMPLICATIONS.

The five dimensional parameter space of this model discussed in the last section is constrained by various theoretical considerations like stability of the vacuum, perturbativity and unitarity of the scattering matrix. Experimental constraints such as the electroweak precision measurements, the direct search limits from LEP and the Higgs invisible decay width measured at the LHC also impose additional constraints. Last but not the least the requirement that the IDM alone saturates the measured DM relic density of the Universe is also instrumental in obtaining a finite APS to be tested at the LHC. Recently detailed bounds on the IDM have been discussed in the literature [33].

In this study we first determine the APS consistent with the above constraints for three representative scenarios:

- A) $M_A = 70.0$ GeV, $\lambda_S = 0.005$ (Fig. 1 of this paper).
- B) $M_A = 70.0$ GeV, $\lambda_S = 0.007$ (Fig. 2 of Ref. [33]).
- C) $M_A = 55.0$ GeV, $\lambda_S = 0.0035$. (Fig. 2 of this paper).

Comparison of A) and B) highlights the changes in the APS with λ_S for fixed M_A . On the other hand C) represents a parameter space where invisible Higgs decay is allowed. In all three cases the free parameters ΔM_H and ΔM_{H^\pm} delineate the APS restricted by the above constraints. These parameters along with M_A govern the prospective LHC signatures in each scenario to be studied in the following. It may be noted that in scenario C) the constraint from the invisible decay width of h requires λ_S to be $\sim 10^{-3}$. However in A) and B) larger λ_S could have been chosen as long as the choice was consistent with the observed DM relic density [5, 6]. Of course much larger λ_S would be in conflict with the bounds from direct DM detection experiments [7]. However, as argued in the introduction, these bounds are not yet compelling. Nevertheless we have restricted ourselves to choices consistent with the LUX data. In any case larger values of λ_S does not change our main results qualitatively.

A. Vacuum stability bounds

The stability of the scalar potential requires that the potential should not be unbounded from below, i.e, it should not approach negative infinity along any direction in the field space at large field values. The tree level scalar potential $V(\Phi_1, \Phi_2)$ is stable and bounded from below if [13]

$$\lambda_{1,2}(\Lambda) \geq 0, \quad \lambda_3(\Lambda) \geq -2\sqrt{\lambda_1(\Lambda)\lambda_2(\Lambda)}, \quad \lambda_{L,S}(\Lambda) \geq -\sqrt{\lambda_1(\Lambda)\lambda_2(\Lambda)} \quad (3.1)$$

where the coupling constants are evaluated at a scale Λ using RG equations. However, for the parameter spaces considered in this paper the consequences of this bound are covered by other constraints.

B. Perturbativity bounds

For the IDM to behave as a perturbative quantum field theory at any given scale Λ , one must impose the conditions on the couplings of radiatively improved scalar potential $V(\Phi_1, \Phi_2)$ as,

$$|\lambda_{1,2,3,4,5}| \leq 4\pi \quad (3.2)$$

These conditions imply upper bounds on the couplings λ_i 's at Λ . This in turn restricts ΔM_H and ΔM_{H^\pm} .

C. Unitarity bounds

The parameters of the scalar potential are severely constrained by the unitarity of the S-matrix, which at high energies consists of the quartic couplings λ_i 's of the scalar potential. At very high

field values, one obtains the S-matrix by using various scalar-scalar, gauge boson-gauge boson, and scalar-gauge boson scatterings [34]. The unitarity of the S-matrix demand that the absolute eigenvalues of the scattering matrix should be less than 8π [35] upto a certain scale Λ . In this analysis we consider two choices of Λ : (i) the Planck scale and (ii) 10 TeV. The former choice, representing the case where the IDM is the low energy sector of grand dessert model, imposes very strong constraints on the allowed region in the $\Delta M_H - \Delta M_{H^\pm}$ -plane as can be seen from the bounded regions in the lower left corners of Fig. 1 (scenario A)) and Fig. 2 (scenario C)) of this paper as well as Figs. 2 (scenario B)) and 5 of Ref. [33]¹. It also follows by comparing these figures that for small λ_S , this constraint is fairly insensitive to the choice of λ_S . For the latter choice of the scale signifies the onset of some beyond IDM physics at a scale ~ 10 TeV. Here the relaxed unitarity constraints are much weaker leading to a larger APS in each case as is illustrated by the light green region of Fig. 1 and the blue region in Fig. 2². We have checked that the entire parameter space shown in Fig. 2 of Ref. [33] is allowed by the relaxed unitarity constraint.

D. Bounds from electroweak precision experiments

Electroweak precision data has imposed bounds on the ID model via the Peskin-Takeuchi [36] parameters S , T , U and the contributions of the additional scalars of the IDM to these parameters can be found in Refs. [35, 39]. We use the NNLO global electroweak fit results obtained by the Gfitter group [40],

$$\Delta S = 0.06 \pm 0.09, \quad \Delta T = 0.1 \pm 0.07 \quad (3.3)$$

with a correlation coefficient of +0.91, for ΔU to be zero. We use eqn. 3.3 as the contributions of the scalars in the ID model to ΔU are indeed negligible. In Fig. 1, Fig. 2 and Fig. 2 of Ref. [33], the parameter space allowed by the ΔT constraint at the 2σ level is the region between the two red solid curves (the same color convention has been used in all figures). This constraint is roughly independent of λ_S . The entire parameter space in Fig. 1 is allowed by the ΔS constraint at the 2σ level. It is well known that the ΔT constraint primarily restricts the $SU(2)$ breaking parameter ΔM_H and ΔM_{H^\pm} . However, it should be borne in mind that large values of these mass differences, though allowed by the electroweak precision data, are forbidden by the perturbativity and unitarity constraints. This results in an APS bounded from above as is illustrated in the above Figs.

¹ We caution the reader that the color conventions are not the same in different figures.

² The narrow gaps beyond the left and the lower edge of the blue region in Fig. 2 are due to the DM constraint as we shall see below.

E. Bounds from LHC diphoton signal strength

In the ID model, the H^\pm gives additional contributions to diphoton decay of the Higgs at one loop. The analytical expressions can be found in Refs. [41–43]. The measured values are $\mu_{\gamma\gamma}=1.17 \pm 0.27$ from ATLAS [44] and $\mu_{\gamma\gamma}=1.14^{+0.26}_{-0.23}$ from CMS [45]. The benchmark points used in this paper, are allowed at 1.5σ by both the experiments.

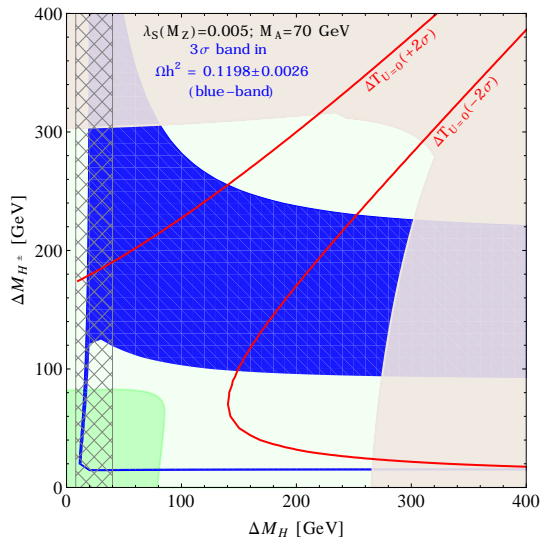


FIG. 1. The allowed parameter space in $\Delta M_H - \Delta M_{H^\pm}$ plane for $M_A = 70$ GeV and $\lambda_S = 0.005$. The constraints from the T parameter allows only the area between the solid red lines. In the green region in the lower left corner the unitarity bound is valid upto the Planck scale. In the light green region the unitarity bound is valid upto 10 TeV. The blue regions are allowed by the DM constraint at the 3σ level [5] and the relaxed unitarity constraint.

F. Invisible Higgs decay bounds form LHC

If the inert particle mass less than $\frac{M_h}{2}$ then Higgs can decays to pair of inert particles. LHC invisible Higgs decay [18–20] width puts stringent constraints on the parameter spaces for inert particle mass less than $\frac{M_h}{2}$. For more details see Refs. [30, 33, 46]. In scenario C) the BR of invisible h decay is approximately 0.05. In Fig. 3, we illustrate the parameter space where relic density is in the right ballpark as a function of DM masses for three choices of λ_s . For the relatively large choice $\lambda_s = 0.007$ the portion of the red curve is forbidden if the Higgs invisible decay is kinematically allowed.

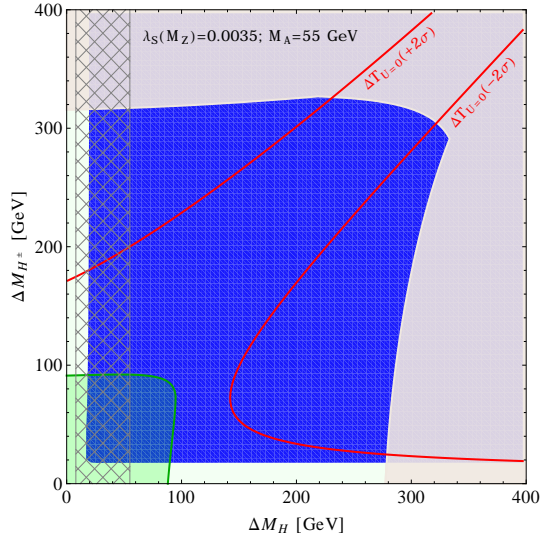


FIG. 2. The allowed parameter space in $\Delta M_H - \Delta M_{H^\pm}$ plane for $M_A = 55$ GeV and $\lambda_S = 0.0035$. The constraints from the T parameter and the stronger unitarity condition are as in Fig. 1. The blue region is allowed by the DM constraint at the 3σ level [5] and the weaker unitarity condition.

G. Direct search limits from LEP

The decays $Z \rightarrow AH$, $Z \rightarrow H^+H^-$, $W^\pm \rightarrow AH^\pm$, and $W^\pm \rightarrow HH^\pm$ are restricted from Z and W^\pm decay widths at LEP. It implies $M_A + M_H \geq M_Z$, $2M_{H^\pm} \geq M_Z$, and $M_{H^\pm} + M_{H,A} \geq M_W$. More stringent constraints on the ID model can be extracted from chargino [47] and neutralino [48] searches at LEP II: The charged Higgs mass $M_{H^\pm} \geq 70$ GeV. The bound on M_A is rather involved: If $M_A < 80$ GeV, then ΔM_H should be either ≤ 8 GeV or $\gtrsim 110$ GeV (see Fig. 7 of Ref. [48]).

H. Constraints from dark matter relic density

In the relic density calculation, the parameters $\{M_A, \Delta M_H, \Delta M_{H^\pm}, \lambda_S\}$ play pivotal roles. In this model DM masses below 50 GeV are excluded by the measured DM relic density of the Universe and the invisible decay width [49] of the Higgs from LHC global fit [26]. For $50 < M_A < 75$ GeV (see Fig. 3) and $M_A \gtrsim 500$ GeV, we get DM relic density in the right ballpark. However, we do not pursue the heavy M_A option any further as it does not lead to interesting LHC signatures. For further details we refer the reader to Refs. [33, 46]. In Fig. 1 (scenario A)), the upper and the narrow lower blue bands correspond to relic densities allowed by Planck [5] and WMAP [6] data within 3σ for $M_A = 70$ GeV and $\lambda_S = 0.005$. The dominant contribution comes from the

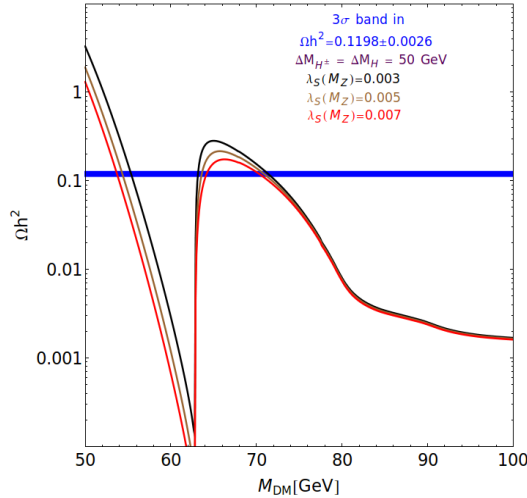


FIG. 3. The DM relic density Ωh^2 as a function of the DM mass $M_{DM}(\equiv M_A)$ for different values of the coupling: $\lambda_S(M_Z) = 0.003$ (black), 0.005 (brown) and 0.007 (red), with $\Delta M_{H^\pm} = \Delta M_H = 50$ GeV. The thin blue band corresponds to the observed DM relic density of the Universe at the 3σ level. A portion of the red band in lighter shade is disallowed by the bound on Higgs invisible decay width.

process $AA \rightarrow W^\pm W^{\mp*3}$, although the process $AA \rightarrow ZZ^*$ also contributes modestly. When M_H/M_{H^\pm} is close to the DM mass (the narrow blue bands in Fig. 1), the contributions coming from co-annihilation between $A, H/A, H^\pm$ are also significant [50]. Due to the stronger unitarity constraint upto the Planck scale (see the darker green region of Fig. 1) only the thin lower blue band is allowed. If instead the weaker unitarity constraint is imposed then a sizeable part of the upper blue band is also allowed. Comparing with Fig. 2 of Ref. [33], it follows that for a larger λ_S ($= 0.007$), the upper blue band shifts downwards along the ΔM_{H^\pm} -axis. In this case the enhanced contributions coming from h -mediated s -channel processes allow the lower values of ΔM_{H^\pm} . However, ΔM_H almost remains unchanged. On the other hand for still smaller λ_S (e.g., 0.001) the DM constraint allow only narrow strips in the parameter space (see Fig. 5 of Ref. [33]). It is worth noting that the apparently large APS, which opens up due to the relaxation of unitarity constraints, is severely reduced by the very tight relic density constraints resulting in an APS bounded from above. In scenario C) (Fig. 2) the main contribution to the relic density comes from the process $AA \rightarrow bB$ via h exchange. The parameter space allowed by the DM constraint in this case is much larger compared to the other scenarios. The entire $\Delta M_{H^\pm} - \Delta M_H$ plane for $\Delta M_{H^\pm}, \Delta M_H \gtrsim 12$ GeV is allowed by WMAP and Planck data. Of course the unitarity bounds and the T -parameter constraints restores a finite APS.

We conclude by noting that the allowed parameter space of the IDM is severely restricted by

³ The virtual $W^{\pm*}$ decays to quarks and leptons.

the perturbativity, unitarity, electroweak precision data and DM relic density constraints resulting in a bounded APS in all the scenarios we have studied. In the next turn our attention to the LHC signatures viable in these APSs and to illustrate the signatures with benchmark points (BPs) consistent with all constraints.

IV. THE MULTILEPTON SIGNATURES AT THE LHC

Due to the Z_2 symmetry the inert scalars are produced in pairs. The dominant production processes at the LHC are $H^\pm H$, $H^\pm A$ and $H^+ H^-$. The heavier scalar H^\pm (H) eventually decays into the SM gauge boson W^\pm (Z) and the stable inert scalar A that escapes the detector giving rise to \cancel{E}_T . Depending on the decay modes of W^\pm , Z , various final states can be constructed (e.g. jets + \cancel{E}_T , leptons + \cancel{E}_T , jets + leptons + \cancel{E}_T). For reasons discussed in the introduction we focus on the m -leptons + \cancel{E}_T signatures with $m = 3, 4$ and 5 at future LHC experiments.

In our analysis, we have used `FeynRules` [51] to generate IDM model files and `micrOMEGAs` [52] to calculate relic density of A . Signal events are generated using `CALCHEP 3.6.23` [53] and hadronization, showering are done by `PYTHIA 6.4` [54] using `calchep-pythia` interface. Each Background event is generated with one extra jet at parton level using `ALPGEN` [55] with MLM matching [56] scheme to avoid double counting of jets and then passed to `PYTHIA` for hadronization and showering. Jets are reconstructed using `Fastjet` [57] with anti- K_T [58] algorithm using the size parameter $R = 0.5$ and jet P_T threshold of 20 GeV and $|\eta| < 2.5$. Each lepton is selected with $P_T > 10$ GeV, $|\eta| < 2.5$ and is required to pass the isolation cuts as defined by the ATLAS and CMS Collaborations [59, 60]. We have used `CTEQ6L` [61] for Parton Distribution Functions for all our simulations.

A. The $3l + \cancel{E}_T$ signal

First, we concentrate on the $3l + \cancel{E}_T$ final state. The dominant contribution comes from the process :

- $pp \rightarrow H^\pm H$ followed by $H^\pm \rightarrow W^\pm A / W^\pm H$, $H \rightarrow ZA$

However, depending on $\Delta M_{H^\pm H} = |M_{H^\pm} - M_H|$ the following processes may also contribute

- $pp \rightarrow H^\pm A$ followed by $H^\pm \rightarrow W^\pm H$, $H \rightarrow ZA$
- $pp \rightarrow H^\pm H^\mp$ followed by $H^\pm \rightarrow W^\pm H / W^\pm A$

W^\pm and Z decay into leptons ($W^\pm \rightarrow l^\pm \nu$, $Z \rightarrow l^+ l^-$), where l stands for e or μ . Here H^\pm decays to $W^\pm A$ with Branching Ratio (BR) almost 100% for $M_{H^\pm} > (M_W + M_A)$. For lower M_{H^\pm} , the decay can occur via a virtual W^\pm boson. H^\pm can also decay into HW^\pm with sufficiently large BRs if the decay is kinematically allowed. In most cases H will decay into ZA with 100% BR, where Z can be either off-shell or on-shell depending on ΔM_H . However, if $M_H > M_{H^\pm}$, $H \rightarrow W^\mp H^\pm$ may be a competing mode.

The dominant SM backgrounds giving tripletonic final states are :

- $W^\pm Z$ production where both W^\pm and Z decay into leptons.
- ZZ production followed by leptonic decays of both Z bosons.
- $t\bar{t}Z$ followed by $Z \rightarrow l^+ l^-$, $t(\bar{t}) \rightarrow b(\bar{b})W^+(W^-)$ and one of the two W 's decays into leptons.
- VVV (where $V = W^\pm, Z$) production where leptonic decays of W^\pm, Z may lead to final states with $3l + \cancel{E}_T$.

In this paper we focus on the experiments at 13 TeV. In order to suppress the large SM background we have employed the following cuts :

- Exactly 3 isolated leptons are required.
- $\cancel{E}_T > 100$ GeV.
- If invariant mass of any SFOS (Same Flavor Opposite Sign) pair of leptons is found to fall within 81.2-101.2 GeV, the event is rejected.

The dominant WZ background inevitably contains an on-shell Z boson, i.e., the invariant mass distribution of a SFOS lepton pair peaks around M_Z . This immediately suggests that the last cut can suppress the background significantly if the signal events do not contain an on-shell Z boson. The number of background events after all cuts is 4039.8 for an integrated luminosity of 3000 fb^{-1} .

We have introduced in section 3 three representative scenarios A) - C). Benchmark points (BP1 - BP12) satisfying all constraints discussed in section 3 are chosen from these scenarios and displayed in Table I. The relevant production cross sections and BRs for these points are listed in Table II. From this information it readily follows that the event rates for different multilepton signals before applying the kinematical selections is already modest. Moreover the spectrum of the additional scalars are somewhat compressed due to the constraints discussed in the last section. As a result the \cancel{E}_T spectra of various signals tend to be rather soft. This is why one has to wait for sufficiently large integrated luminosity for observing the signals as we shall see in this section.

We begin with case B) (Fig. 2 of [33]) with $\lambda_S = 0.007$ and $M_A=70$ GeV (see BP1 -BP4). If we require unitarity upto the Planck scale (i.e., a grand desert type scenario) a tiny part of the total parameter space (the white region in the lower left corner of Fig. 2 of [33]) survive. The intersection of this region with the parameter space allowed by the DM (the upper and lower blue bands), the T -parameter and other constraints constitute the APS. In the entire APS both W^\pm and Z bosons in the signal are off-shell since ΔM_{H^\pm} and ΔM_H are relatively small. This, as discussed above, enables one to probe the whole APS via the trilepton signal at the LHC with an integrated luminosity of $\approx 3000 \text{ fb}^{-1}$. The significance of the signal is illustrated in Table III by the benchmark point BP1 belonging to the lower narrow blue band. Similar information for the upper blue band is conveyed by BP2 and BP3 in the same tables.

As already noted in section 3 if the scale of the validity of the unitarity constraint is relaxed to 10 TeV assuming this to be the onset of some new physics the entire parameter space shown in Fig. 2 of [33] becomes consistent with this relaxed constraint. Consequently the entire broader blue band, subject to the T -parameter and other constraints, belongs to the APS. However, only points with $\Delta M_H \leq M_Z$ can be probed at the LHC as has already been noted. On the other hand all M_{H^\pm} allowed by the vertical width of the APS can be probed by the future LHC experiments with integrated luminosity 3000 fb^{-1} . In Table III BP4 near the upper edge of the APS illustrates the significance of the signal.

In scenario A) represented by BP5-BP8, the upper blue band allowed by the DM constraint is shifted to higher ΔM_{H^\pm} compared to that in scenario B) (see Fig. 1). As a result the stronger unitarity, the DM and the T -parameter constraints allow a small APS consisting of a part of the horizontal blue band corresponding to $\Delta M_{H^\pm} \approx 15$ GeV. Similar conclusions hold for still smaller λ_S as can be seen from Fig. 5 of [33] with $\lambda_S = 0.001$. In all such cases the entire APS can be probed by the LHC experiments at 13 TeV with integrated luminosity of about 3000 fb^{-1} . If instead the weaker unitarity constraint is invoked the APS includes a part of the broader blue region in Fig. 1 consistent with all constraints. The portion corresponding to $\Delta M_H < M_Z$ can be probed as is illustrated by BP5-8 in Table III. Note that for BP6 - 8, $\Delta M_{H^\pm H}$ is larger than M_W so that the decay $H^\pm \rightarrow HW^\pm$ is kinematically allowed and occurs with fairly large BR (see Table II). As a result, the pair production processes $H^\pm H$, $H^\pm A$ and $H^+ H^-$ can also contribute to $3l + \cancel{E}_T$ signal. These processes are also potential sources of the $4l$ and $5l$ signatures which will be discussed below. It can be readily seen from Fig. 1 that for $\Delta M_{H^\pm} \gtrsim 210$ GeV, the T -parameter constraint implies that the Z bosons from H decays are produced on-shell. Thus in this scenario $M_{H^\pm} \leq 280$ GeV can be probed by the future LHC experiments for the above integrated luminosity. This is illustrated by BP8 in Table III. As discussed above lowering λ_S shifts the upper blue band further. Consequently due to the T -parameter constraint, the part of the APS accessible to LHC will further shrink for smaller λ_S .

Next we discuss the scenario C) with $M_A = 55$ GeV and $\lambda_S = 0.0035$. In the APS compatible with the strong unitarity condition, the LEP and the DM constraints (see Fig. 2) we have $\Delta M_H < M_Z$. Thus the entire allowed region can be probed with integrated luminosity 3000 fb^{-1} . If instead the relaxed unitarity is imposed then in the larger APS (see Fig. 2) ΔM_{H^\pm} can vary between $12 - 210$ GeV if $\Delta M_H < M_Z$ is required for a healthy signal. The BPs 9-12 in Table I illustrate this. For BPs 9 and 10, H^\pm is much heavier than H leading to the decay $H^\pm \rightarrow W^\pm H$ with appreciable BR. On the other hand, for BP11 H is heavier as compared to H^\pm which allows H decay into $H^\pm W^\mp$ with a BR large enough for a multilepton signal. BP12 represents the reach in M_{H^\pm} . This scenario can potentially lead to the invisible Higgs decay signal. The additional confirmation may indeed come from the multilepton signatures.

Benchmark Points	λ_S	Masses in GeV		
		M_A	M_{H^\pm}	M_H
BP1	0.007	70	85	140
BP2			120	150
BP3			150	140
BP4			170	120
BP5	0.005	70	200	150
BP6			240	130
BP7			260	120
BP8			280	160
BP9	0.0035	55	75	135
BP10			175	125
BP11			235	115
BP12			265	115

TABLE I. A list of the BPs used in our analysis.

In Table III, we summarize our results for $3l + \cancel{E}_T$ final state assuming an integrated luminosity of 3000 fb^{-1} where the total SM background (B) is found to be 4039.8. For almost all the BPs, the significance of the signal exceeds 5σ which indicates a good chance of discovery in future LHC experiments. The numbers in brackets indicate the signal significance for 300 fb^{-1} of integrated luminosity. Note that, some of them indicates the possibility of useful hints at earlier stages of the LHC.

Cross-sections and BRs	Benchmark points					
	BP1	BP2	BP3	BP4	BP5	BP6
$H^\pm H$	235.8	124.7	96.73	94.97	47.72	37.09
$H^\pm A$	-	-	-	-	-	61.78
$H^+ H^-$	-	-	-	-	-	10.07
$H^\pm \rightarrow l^\pm \nu A$	0.226	0.226	0.225	0.224	0.226	0.188
$H^\pm \rightarrow l^\pm \nu H$	*	*	*	*	*	0.042
$H \rightarrow l^+ l^- A$	0.037	0.067	0.069	0.069	0.069	0.069
$H \rightarrow l^\pm \nu H^\mp$	0.101	*	*	*	*	*

Cross-sections and BRs	Benchmark points					
	BP7	BP8	BP9	BP10	BP11	BP12
$H^\pm H$	32.49	19.42	298.7	84.0	44.76	32.05
$H^\pm A$	47.95	37.70	-	-	74.31	49.91
$H^+ H^-$	7.72	6.07	-	-	10.94	7.35
$H^\pm \rightarrow l^\pm \nu A$	0.15	0.183	0.225	0.224	0.168	0.148
$H^\pm \rightarrow l^\pm \nu H$	0.070	0.036	*	*	0.052	0.071
$H \rightarrow l^+ l^- A$	0.069	0.069	0.042	0.069	0.069	0.069
$H \rightarrow l^\pm \nu H^\mp$	*	*	0.044	*	*	*

TABLE II. Leading order cross-sections (in fb) for $H^\pm H$, $H^\pm A$ and $H^+ H^-$ production processes at $\sqrt{s} = 13$ TeV and their leptonic BRs for BPs defined in Table I. For each BP only the processes that can lead to ≥ 3 leptons in the final state are shown. ‘-’ indicates that the process cannot give multileptons and ‘*’ indicates that the corresponding decay mode is absent.

B. $4l + \cancel{E}_T$ signal

In this section, we discuss the $4l + \cancel{E}_T$ signatures. The dominant contributions to signal comes from the processes :

- $pp \rightarrow H^\pm H$ followed by $H^\pm \rightarrow W^\pm H$ and $H \rightarrow l^+ l^- A$
- $pp \rightarrow H^+ H^-$ where either both H^+ and H^- decay into $W^+ H$ or one into $W^- H$ and other into $W^\pm A$

The main SM backgrounds are the following :

- ZZ production followed by the leptonic decays of both Z bosons, $Z \rightarrow l^+ l^-$.

Benchmark Points	Signal events after cuts (S)	S/\sqrt{B}	Benchmark Points	Signal events after cuts (S)	S/\sqrt{B}
BP1	405.0	6.37(2.01)	BP7	502.3	7.90(2.50)
BP2	535.8	8.42(2.66)	BP8	373.7	5.87(1.85)
BP3	442.2	6.95(2.19)	BP9	641.5	10.1(3.19)
BP4	298.8	4.70(1.48)	BP10	491.6	7.73(2.44)
BP5	372.0	5.85(1.85)	BP11	676.6	10.64(3.36)
BP6	472.8	7.43(2.35)	BP12	617.8	9.72(3.07)

TABLE III. The number of $3l$ events (denoted by S) surviving the cuts defined in the text and also the statistical significance (defined as S/\sqrt{B}) at $\sqrt{s} = 13$ TeV for an integrated luminosity of 3000 fb^{-1} are given for all BPs defined in Table I. The number of total SM background (denoted by B) is 4039.8. The numbers in brackets represent the statistical significance for 300 fb^{-1} of integrated luminosity.

- $W^\pm W^\mp Z$ production where both W^\pm and Z decay leptonically, $W^\pm \rightarrow l^\pm \nu$ and $Z \rightarrow l^+ l^-$
- $W^\pm ZZ$ production where two Z bosons decay into lepton pairs.
- ZZZ production followed by leptonic decays of any two Z bosons.
- Finally $t\bar{t}Z$ production followed by $Z \rightarrow l^+ l^-$ and $t(\bar{t}) \rightarrow b(\bar{b})W^+(W^-)$, $W^\pm \rightarrow l^\pm \nu$

We apply the following set of cuts in our analysis to suppress the background as well as to select signal events :

- Exactly 4 isolated leptons are required.
- A cut of 80 GeV on \cancel{E}_T . Note that, this cut is strong enough to suppress the potentially strong background coming from ZZ which has a comparatively soft \cancel{E}_T distribution.
- Finally, an event with at least one SFOS lepton pair with invariant mass in the range 81.2 – 101.2 GeV is rejected.

After applying the above cuts, the number of total background events (B) reduces to 36.9 for 3000 fb^{-1} of integrated luminosity.

Table IV shows the simulation results corresponding to the BPs introduced in Table I. In many cases observable signals with integrated luminosity somewhat larger than the typical choice of 3000 fb^{-1} may be expected.

Benchmark Points	Signal events after cuts (S)	S/\sqrt{B}	Benchmark Points	Signal events after cuts (S)	S/\sqrt{B}
BP6	21.49	3.53	BP11	31.83	5.30
BP7	21.16	3.45	BP12	27.65	4.55
BP8	9.79	1.59			

TABLE IV. Number of $4l$ events (S) along with the statistical significances at $\sqrt{s} = 13$ TeV for an integrated luminosity of 3000 fb^{-1} . BPs are taken from Table I. The number of SM background (B) is 36.9.

C. $5l + \cancel{E}_T$ signal

In this section, we examine the prospects for the $5l + \cancel{E}_T$ signal at future LHC experiments. The main process contributing to the signal is

$$pp \rightarrow H^\pm H \text{ followed by } H^\pm \rightarrow W^\pm H, W^\pm \rightarrow l^\pm \nu \text{ and } H \rightarrow l^+ l^- A$$

Note that H^+ pair production (where both H^+ and H^- decay into WH), in principle, can also give $5l$ final states. But we have found this contribution to be negligible. We list below the SM backgrounds.

- ZZZ production followed by leptonic decays of all 3 Z bosons where one lepton is not detected or fails to pass the cuts.
- $W^\pm ZZ$ production with both W^\pm and Z decaying into leptons.
- $t\bar{t}Z$ production where the corresponding decay occurs via $Z \rightarrow l^+ l^-$, $t(\bar{t}) \rightarrow b(\bar{b})W^+(W^-)$, $W^\pm \rightarrow l^\pm \nu$ and one lepton comes from b decay ($b \rightarrow cl\nu$)

Demanding 5 isolated leptons in the final state drastically reduces the background. A cut of 80 GeV on \cancel{E}_T is good enough to efficiently reduce the background to a negligible level. We present the results in Table V.

As we see from Table V, when BP11 has potential discovery chance at $\sqrt{s} = 13$ TeV, rest of the BPs may serve as a hints for IDM at LHC until much higher high luminosity ($> 3000 \text{ fb}^{-1}$) accumulates. It also follows from Tables III -V that the relative rates of different signals can discriminate among different IDM scenarios.

Benchmark	Signal events	Benchmark	Signal events
Points	after cuts (S)	Points	after cuts (S)
BP6	3.33	BP11	5.37
BP7	3.89	BP12	1.92
BP8	1.75		

TABLE V. Number of $5l$ events (S) at $\sqrt{s} = 13$ TeV for an integrated luminosity of 3000 fb^{-1} for the BPs defined in Table I. The SM background is negligible.

V. CONCLUSION

The aim of this paper is to revisit the prospect of observing the multilepton ($m - l$) signatures predicted by the IDM, a popular DM model, in future LHC experiments for $m = 3, 4$. It may be recalled that the earlier studies on observability [22, 25] were based on BPs disfavored by the strong LHC constraints in the post Higgs discovery era. In this context the accurate measurement of the Higgs boson mass and the stringent upper-bound on the invisible width of the Higgs boson deserve special mentioning. We also simulate for the first time the $5l + \cancel{E}_T$ signal and study its observability.

To facilitate our analyses we introduce at the beginning of Sec. 3 three representative scenarios A), B) and C) and delineate the APS in each case subject to the constraints discussed in the same section (see Figs. 1 and 2 and Fig. 2 of [33]). Following the search strategies in section 4 we then assess the prospect of discovery of each signal. As discussed in this section the signals are viable only if the leptons come from the virtual Z bosons (i.e., $\Delta M_H = M_H - M_A < M_Z$). If the IDM is embedded in a grand dessert type scenario, i.e., the unitarity constraint is required to be valid upto, e.g., the Planck scale, then in each scenario the APS is tiny with $\Delta M_H < M_Z$. Thus the entire allowed parameter space in all scenarios can be probed via the $3l$ signal for integrated luminosity $\sim 3000 \text{ fb}^{-1}$. Although one has to wait for the LHC experiments after the third long shut down to achieve this, these results shows that the grand dessert type IDM models are definitely falsifiable.

If the unitarity constraint is relaxed to a lower scale, the APS, as expected, is larger in each case. For $\Lambda = 10 \text{ TeV}$, we have shown that the entire APS (i.e. the allowed range of ΔM_{H^\pm} with $\Delta M_H < M_Z$ are accessible to the LHC experiments in all three scenarios. We also point out that the accessible region shrinks for smaller λ_S due to the strong T -parameter constraint.

The above observations are substantiated by numerical results (see Tables III - V) for the BPs in Table I. The entire $\Delta M_H < M_Z$ region of the parameter space can be probed by the $3l$ signal in all scenarios with integrated luminosity $\sim 3000 \text{ fb}^{-1}$. The relative rates of different ml signals can discriminate among different scenarios.

Acknowledgements:

The research of A.D. was supported by the Indian National Science Academy, New Delhi. N.G. thanks the Board of Research in Nuclear Sciences, Department of Atomic Energy, India for a research fellowship. The work of N.K. is supported by a fellowship from University Grants Commission, India. S.R. is funded by the Department of Science and Technology, India via Grant No. EMR/2014/001177.

- [1] G. Aad *et al.* [ATLAS Collaboration], Phys. Lett. B **716**, 1 (2012).
- [2] S. Chatrchyan *et al.* [CMS Collaboration], Phys. Lett. B **716**, 30 (2012).
- [3] P. P. Giardino, K. Kannike, I. Masina, M. Raidal and A. Strumia, JHEP **1405**, 046 (2014).
- [4] H. Baer and X. Tata, [arXiv:0805.1905], in Physics at the Large Hadron Collider, Indian National Science Academy, A Platinum Jubilee Special Issue (Eds. A. Datta, B. Mukhopadhyaya and A. Raychaudhuri; Springer, 2009).
- [5] P. A. R. Ade *et al.* [Planck Collaboration], Astron. Astrophys. **571**, A16 (2014).
- [6] C. L. Bennett *et al.* [WMAP Collaboration], Astrophys. J. Suppl. **208**, 20 (2013).
- [7] D. S. Akerib *et al.* [LUX Collaboration], Phys. Rev. Lett. **112**, 091303 (2014).
- [8] E. Aprile *et al.* [XENON100 Collaboration], Phys. Rev. Lett. **107**, 131302 (2011).
- [9] E. Aprile *et al.* [XENON100 Collaboration], Phys. Rev. Lett. **109**, 181301 (2012).
- [10] D. Abercrombie *et al.*, arXiv:1507.00966 [hep-ex].
- [11] J. Abdallah *et al.*, Phys. Dark Univ. **9-10**, 8 (2015).
- [12] CMS Collaboration, CMS-PAS-HIG-15-002.
ATLAS Collaboration, Phys. Lett. B **753**, 69-85 (2016).
- [13] N. G. Deshpande and E. Ma, Phys. Rev. D **18**, 2574 (1978).
- [14] A. Drozd, B. Grzadkowski and J. Wudka, JHEP **1204**, 006 (2012); Erratum: [JHEP **1411**, 130 (2014)].
- [15] M. Battaglia, D. Dominici, J. F. Gunion and J. D. Wells, hep-ph/0402062.
- [16] S. Gopalakrishna, S. J. Lee and J. D. Wells, Phys. Lett. B **680**, 88 (2009).
- [17] D. Ghosh, R. Godbole, M. Guchait, K. Mohan and D. Sengupta, Phys. Lett. B **725**, 344 (2013).
- [18] G. Aad *et al.* [ATLAS Collaboration], JHEP **1601**, 172 (2016).
- [19] CMS Collaboration [CMS Collaboration], CMS-PAS-HIG-16-009.
- [20] S. Chatrchyan *et al.* [CMS Collaboration], Eur. Phys. J. C **74**, 2980 (2014).
- [21] E. Dolle, X. Miao, S. Su and B. Thomas, Phys. Rev. D **81**, 035003 (2010).
- [22] M. Gustafsson, S. Rydbeck, L. Lopez-Honorez and E. Lundstrom, Phys. Rev. D **86**, 075019 (2012).
- [23] G. Belanger, B. Dumont, A. Goudelis, B. Herrmann, S. Kraml and D. Sengupta, Phys. Rev. D **91**,

- 115011 (2015).
- [24] D. Trocino [CMS Collaboration], Nucl. Part. Phys. Proc. **273-275**, 758 (2016).
 - [25] X. Miao, S. Su and B. Thomas, Phys. Rev. D **82**, 035009 (2010).
 - [26] G. Belanger, B. Dumont, U. Ellwanger, J. F. Gunion and S. Kraml, Phys. Rev. D **88**, 075008 (2013).
 - [27] L. Lopez Honorez, E. Nezri, J. F. Oliver and M. H. G. Tytgat, JCAP **0702**, 028 (2007).
 - [28] L. Lopez Honorez and C. E. Yaguna, JCAP **1101**, 002 (2011).
 - [29] T. Hambye, F.-S. Ling, L. Lopez Honorez and J. Rocher, JHEP **0907**, 090 (2009); Erratum: [JHEP **1005**, 066 (2010)].
 - [30] A. Arhrib, Y. L. S. Tsai, Q. Yuan and T. C. Yuan, JCAP **1406**, 030 (2014).
 - [31] K. P. Modak and D. Majumdar, Astrophys. J. Suppl. **219**, 37 (2015).
 - [32] M. Gustafsson, PoS CHARGED **2010**, 030 (2010).
 - [33] N. Khan and S. Rakshit, Phys. Rev. D **92**, 055006 (2015).
 - [34] B. W. Lee, C. Quigg and H. B. Thacker, Phys. Rev. D **16**, 1519 (1977).
 - [35] A. Arhrib, R. Benbrik and N. Gaur, Phys. Rev. D **85**, 095021 (2012).
 - [36] M. E. Peskin and T. Takeuchi, Phys. Rev. D **46**, 381 (1992).
 - [37] A. G. Akeroyd *et al.*, arXiv:1607.01320 [hep-ph].
 - [38] G. Aad *et al.* [ATLAS Collaboration], JHEP **1404**, 169 (2014).
 - [39] R. Barbieri, L. J. Hall and V. S. Rychkov, Phys. Rev. D **74**, 015007 (2006).
 - [40] M. Baak *et al.* [Gfitter Group Collaboration], Eur. Phys. J. C **74**, 3046 (2014).
 - [41] A. Djouadi, Phys. Rept. **459**, 1 (2008).
 - [42] B. Swiezewska and M. Krawczyk, Phys. Rev. D **88**, 035019 (2013).
 - [43] M. Krawczyk, D. Sokolowska, P. Swaczyna and B. Swiezewska, JHEP **1309**, 055 (2013).
 - [44] G. Aad *et al.* [ATLAS Collaboration], Phys. Rev. D **90**, 112015 (2014).
 - [45] V. Khachatryan *et al.* [CMS Collaboration], Eur. Phys. J. C **74**, 3076 (2014).
 - [46] A. Goudelis, B. Herrmann and O. Stål, JHEP **1309**, 106 (2013).
 - [47] A. Pierce and J. Thaler, JHEP **0708**, 026 (2007).
 - [48] E. Lundström, M. Gustafsson and J. Edsjö, Phys. Rev. D **79**, 035013 (2009).
 - [49] Q. H. Cao, E. Ma and G. Rajasekaran, Phys. Rev. D **76**, 095011 (2007).
 - [50] K. Griest and D. Seckel, Phys. Rev. D **43**, 3191 (1991).
 - [51] A. Alloul, N. D. Christensen, C. Degrande, C. Duhr and B. Fuks, Comput. Phys. Commun. **185**, 2250 (2014).
 - [52] G. Belanger, F. Boudjema, P. Brun, A. Pukhov, S. Rosier-Lees, P. Salati and A. Semenov, Comput. Phys. Commun. **182**, 842 (2011); G. Belanger, F. Boudjema, A. Pukhov and A. Semenov, Comput. Phys. Commun. **185**, 960 (2014).
 - [53] A. Belyaev, N. D. Christensen and A. Pukhov, Comput. Phys. Commun. **184**, 1729 (2013).
 - [54] T. Sjostrand, S. Mrenna and P. Z. Skands, JHEP **0605**, 026 (2006).

- [55] M. L. Mangano, M. Moretti, F. Piccinini, R. Pittau and A. D. Polosa, *JHEP* **0307**, 001 (2003).
- [56] M. L. Mangano, M. Moretti, F. Piccinini and M. Treccani, *JHEP* **0701**, 013 (2007); S. Hoeche, F. Krauss, N. Lavesson, L. Lonnblad, M. Mangano, arXiv:hep-ph/0602031.
- [57] M. Cacciari, G. P. Salam and G. Soyez, *Eur. Phys. J. C* **72**, 1896 (2012).
- [58] M. Cacciari, G. P. Salam and G. Soyez, *JHEP* **0804**, 063 (2008).
- [59] G. Aad *et al.* [ATLAS Collaboration], *JHEP* **1404**, 169 (2014).
- [60] V. Khachatryan *et al.* [CMS Collaboration], *Phys. Rev. D* **90**, 092007 (2014).
- [61] J. Pumplin, D. R. Stump, J. Huston, H. L. Lai, P. M. Nadolsky and W. K. Tung, *JHEP* **0207**, 012 (2002).