

Excited State Mass spectra and Regge trajectories of Bottom Baryons

Kaushal Thakkar^{a,*}, Zalak Shah^b, Ajay Kumar Rai^b and P. C. Vinodkumar^c

^a*Department of Applied Sciences and Humanities, GIDC Degree Engineering college, Abrama, Navsari-396406, India*

^b*Department of Applied Physics, Sardar Vallabhbhai National Institute of Technology, Surat-395007, India*

^c*Department of physics, Sardar Patel University, V.V. Nagar, Anand-388120, India*

Abstract

We present the mass spectra of radial and orbital excited states of singly heavy bottom baryons; Σ_b^+ , Σ_b^- , Ξ_b^- , Ξ_b^0 , Λ_b^0 and Ω_b^- . The QCD motivated hypercentral quark model is employed for the three body description of baryons and the form of confinement potential is hyper coulomb plus linear. The first order correction to the confinement potential is also incorporated in this work. The semi-electronic decay of Ω_b and Ξ_b are calculated using the spectroscopic parameters of the baryons. The computed results are compared with other theoretical predictions as well as with the available experimental observations. The Regge trajectories are plotted in (n, M^2) plane.

Keywords: Baryons, Potential models, Hadron mass models and calculations

1. Introduction

The study of baryons containing heavy quarks (c, b) is rapidly growing due to the numerous number of data recently reported by various world wide experimental facilities like LHCb, CDF, DO, CMS, SELEX etc., [1, 2, 3, 4, 5, 6, 7, 8, 9, 10, 11]. All ground states (with $J^P = \frac{1}{2}^+, \frac{3}{2}^+$) of singly charmed and bottom baryons (except Ω_b^*) are reported experimentally

*Corresponding author

Email address: kaushal2physics@gmail.com (Kaushal Thakkar^{a,*})

[12]. At present, only two orbitally excited bottom baryons, $\Lambda_b^0(5912)$ and $\Lambda_b^0(5920)$ are experimentally known and reported by LHCb Collaboration [8] with spin parity $J^P = \frac{1}{2}^-$ and $J^P = \frac{3}{2}^-$ respectively. The excited states of other singly bottom baryons are expected to detect in near future.

Various phenomenological models have been used to study the baryons using different approaches. The theoretical predictions such as non-relativistic Isgur-Karl model [13], relativized potential quark model [14], relativistic quark model [15], the Fadeev approach [16], variational approach [17], the chiral unitary model [18], non relativistic quantum mechanics [19], the extended local hidden gauge approach [20], the relativistic flux tube (RFT) model [21], the Hamiltonian model [22], Regge phenomenology [23], QCD sum rule [24, 25, 26, 27], color hyperfine interaction [29, 30], Goldstone Boson Exchange Model [31], Soliton model [32] Quark-diquark model[33, 34] *etc.*, have been used to study the properties of heavy baryons. There are also many Lattice QCD studies which have examined the internal structure and quark dynamics of hadrons [35, 36, 37]. However, there are limited efforts devoted to the study of radial and orbital excited states and decay properties of singly bottom baryons. Thus, presently, the theoretical studies of the excited states ($L \neq 0$) of singly bottom baryons have become a subject of renewed interest. In our previous studies, we have calculated the radial and orbital excited state masses, semi-electronics decays, magnetic moments, etc. for singly charm baryons [38, 39]. In this paper, we extend the study for the mass spectra of singly bottom baryons and other decay properties.

The singly heavy baryons with one heavy quark (c or b) and two light quarks(u,d and s) give a perfect tool for studying the dynamics of the light quarks in the presence of a heavy quark. The bottom baryons belong to two different SU(3) flavor representations: $3 \otimes 3 = 6_s + \bar{3}_A$. The quark content and SU(3) multiplicity is mentioned in Table 1. SU(3) symmetric sextet and anti-symmetric anti-triplets are regulated as below [40].

$$\begin{aligned} \Sigma_b^+ &= uub, \Sigma_b^0 = \frac{1}{\sqrt{2}}(ud + du)b, \Sigma_b^- = ddb, \Omega_b^0 = ssb \\ \Lambda_b &= \frac{1}{\sqrt{2}}(ud - du)b, \Xi_b^0 = \frac{1}{\sqrt{2}}(us - su)b, \Xi_b^- = \frac{1}{\sqrt{2}}(ds - sd)b \end{aligned}$$

The experimentally known masses of singly bottom baryons are listed in Table 2. The Hypercentral Constituent quark model is employed for the present study which has already been successfully used for the study of baryons in light as well as heavy sector [38, 39, 41, 42, 43, 44, 45].

This paper is organized as follows: The hypercentral Constituent Quark Model (hCQM) applied for the study of singly bottom baryon mass spec-

Table 1: List of heavy singly bottom baryons and their quark content.

Baryon	Quark Content	SU(3) multiplicity	(I, I ₃)
Λ_b^0	udb	3	(0,0)
Σ_b^+	uub	6	(1,1)
Σ_b^0	udb	6	(1,0)
Σ_b^-	ddb	6	(1,-1)
Ξ_b^0	usb	$\bar{3}$	$(\frac{1}{2}, \frac{1}{2})$
Ξ_b^-	dsb	$\bar{3}$	$(\frac{1}{2}, -\frac{1}{2})$
Ω_b^-	ssb	6	(0,0)

Table 2: The singly bottom baryon masses(MeV) with J^P values as listed in PDG-2016 [12].

Names	Mass	Names	Mass	Names	Mass	Names	Mass	J^P
$\Lambda_b(5619)^0$	5619.5±.04	$\Sigma_b(5811)^+$	5811.3±1.7	$\Xi_b(5790)^-$	5794.9 ± 0.9	$\Omega_b(6048)^-$	6048.8 ± 3.2	$\frac{1}{2}^+$
-	-	$\Sigma_b(5816)^-$	5815.5±1.7	$\Xi_b(5790)^0$	5793.1±2.5	-	-	$\frac{1}{2}^+$
-	-	$\Sigma_b(5832)^+$	5832.1±0.7	$\Xi_b(5945)^0$	5949.3 ±0.8 ± 0.9	-	-	$\frac{3}{2}^+$
-	-	$\Sigma_b(5835)^-$	5835.1±0.6	-	-	-	-	$\frac{3}{2}^+$
$\Lambda_b(5912)^0$	5912.1±0.1±0.4	-	-	-	-	-	-	$\frac{1}{2}^-$
$\Lambda_b(5920)^0$	5919.73±0.32	-	-	-	-	-	-	$\frac{3}{2}^-$

troscopy presented in section 2. The mass spectra of bottom baryons are analysed and the Regge trajectories for the same are presented in section 3. The semi electronic weak decays of Ξ_b and Ω_b baryons are computed and the details are presented in section 4. In section 5, we have drawn important conclusions and summarized our present study on singly bottom baryons.

2. Theoretical Framework: Hypercentral Constituent Quark Model (hCQM)

The hypercentral approach has been applied to solve bound states and scattering problems in many different fields of physics and chemistry. The basic idea of the hypercentral approach to three-body systems is very simple. The two relative coordinates ($\vec{\rho}$ and $\vec{\lambda}$) are rewritten into a single six-dimensional vector and the nonrelativistic *Schrödinger* equation in the six-dimensional space is solved. The potential expressed in terms of the hypercentral radial co-ordinate, takes care of the three body interaction effectively. Such an attempt has already been employed for the mass spectra of singly heavy charmed baryons (Λ_c^0 , $\Sigma_c^{+,+,0}$, $\Xi_c^{+,0}$ and Ω_c^0) and also for doubly heavy

Table 3: Quark mass parameters (in GeV) and constants used in the calculations.

m_u	m_d	m_s	m_b	C_F	C_A	n_f	$\alpha_s(\mu_0=1 \text{ GeV})$
0.338	0.350	0.500	4.67	$\frac{2}{3}$	3	5	0.6

charmed baryons (both Ω 's and Ξ 's families) in our previous work [38, 39, 45]. Details to this hypercentral constituent quark model employed for the present study of singly heavy bottom baryons is described below. The Jacobi coordinates to describe baryon as a bound state of three different constituent quarks are given by [46].

$$\vec{\rho} = \frac{1}{\sqrt{2}}(\vec{r}_1 - \vec{r}_2) \quad (1)$$

$$\vec{\lambda} = \frac{m_1\vec{r}_1 + m_2\vec{r}_2 - (m_1 + m_2)\vec{r}_3}{\sqrt{m_1^2 + m_2^2 + (m_1 + m_2)^2}} \quad (2)$$

The respective reduced masses are given by

$$m_\rho = \frac{2m_1m_2}{m_1 + m_2} \quad (3)$$

$$m_\lambda = \frac{2m_3(m_1^2 + m_2^2 + m_1m_2)}{(m_1 + m_2)(m_1 + m_2 + m_3)} \quad (4)$$

Here, m_1, m_2, m_3 are the constituent quark masses. We consider $m_u=0.338$, $m_d=0.350$, $m_s=0.500$, $m_b=4.67$ (all in GeV). The angle of the Hyperspherical coordinates are given by $\Omega_\rho = (\theta_\rho, \phi_\rho)$ and $\Omega_\lambda = (\theta_\lambda, \phi_\lambda)$. We define hyper radius x and hyper angle ξ by,

$$x = \sqrt{\rho^2 + \lambda^2} \text{ and } \xi = \arctan\left(\frac{\rho}{\lambda}\right) \quad (5)$$

In the center of mass frame ($R_{c.m.} = 0$), the kinetic energy operator can be written as

$$\frac{P_x^2}{2m} = -\frac{\hbar^2}{2m}(\Delta_\rho + \Delta_\lambda) = -\frac{\hbar^2}{2m} \left(\frac{\partial^2}{\partial x^2} + \frac{5}{x} \frac{\partial}{\partial x} + \frac{L^2(\Omega)}{x^2} \right) \quad (6)$$

where $m = \frac{2m_\rho m_\lambda}{m_\rho + m_\lambda}$ is the reduced mass and $L^2(\Omega) = L^2(\Omega_\rho, \Omega_\lambda, \xi)$ is the quadratic Casimir operator of the six-dimensional rotational group $O(6)$ and its eigenfunctions are the hyperspherical harmonics, $Y_{[\gamma]l_\rho l_\lambda}(\Omega_\rho, \Omega_\lambda, \xi)$ satisfying the

eigenvalue relation, $L^2 Y_{[\gamma]l_\rho l_\lambda}(\Omega_\rho, \Omega_\lambda, \xi) = -\gamma(\gamma + 4) Y_{[\gamma]l_\rho l_\lambda}(\Omega_\rho, \Omega_\lambda, \xi)$. Here, $\vec{L} = \vec{L}_\rho + \vec{L}_\lambda$, l_ρ and l_λ are the angular momenta associated with the $\vec{\rho}$ and $\vec{\lambda}$ variables respectively and γ is the hyper angular momentum quantum number.

The confining three-body potential is chosen within a string-like picture, where the quarks are connected by gluonic strings and the potential increases linearly with a collective radius x as mentioned in [47, 48]. In the hypercentral approximation, the potential is expressed in terms of the hyper radius (x) as

$$\sum_{i < j} V(r_{ij}) = V(x) + \dots \quad (7)$$

In this case the potential $V(x)$ not only contains two-body interactions but it contains three-body effects also. The three-body effects are desirable in the study of hadrons since the non-Abelian nature of QCD leads to gluon-gluon couplings which produce three-body forces.

The model Hamiltonian for baryons in the hCQM is then expressed as

$$H = \frac{P_x^2}{2m} + V(x) \quad (8)$$

The exact solution of the QCD equations is very complex, so one has to rely upon conventional quark models. The assumptions in various conventional quark models are different, but they have a simple general structure in common including some basic features like confinement and asymptotic freedom and for the rest built up by means of suitable assumptions. More details on similarities and differences in various quark models can be found in Ref. [47, 49]. The main differences between Hamiltonian used in Hypercentral Constituent Quark Model (HCQM) adopted in this paper and conventional quark model given by Isgur and Karl [13] are as follow.

1. The confinement potential used in Isgur and Karl quark model is given by harmonic oscillator plus constant potential, while the confinement potential used in HCQM is given by linear plus hyper coulomb potential.
2. The mass of the light quarks (u and d) were same ($m_1 = m_2 \neq m_3$) in Isgur and Karl quark model, while in this paper, we have used unequal quark masses ($m_1 \neq m_2 \neq m_3$) in HCQM.
3. In Isgur and Karl quark model only hyperfine part is kept as a spin dependent potential, while here we have used spin-spin, spin-orbit as well as tensor terms as a spin dependent potential.

4. We have solved Schrodinger equation in six dimensional space for HCQM, while in conventional quark model like Isgur and Karl, Schrodinger equation is solved in three dimensional space.

The six-dimensional hyperradial *Schrödinger* equation corresponds to the above Hamiltonian reduces to

$$\left[\frac{-1}{2m} \frac{d^2}{dx^2} + \frac{\frac{15}{4} + \gamma(\gamma + 4)}{2mx^2} + V(x) \right] \phi_\gamma(x) = E\phi_\gamma(x) \quad (9)$$

where $\phi_\gamma(x)$ is the reduced hypercentral wave function. If we compare above equation with the usual three-dimensional radial *Schrödinger* equation, the resemblance between the angular momentum and the hyperangular momentum is given by $l(l + 1) \rightarrow \frac{15}{4} + \gamma(\gamma + 4)$.

For the present study, we consider the hypercentral potential $V(x)$ as the hyper Coulomb plus linear potential with first order correction [50, 51, 52] and spin-dependent interaction, which is given as

$$V(x) = V^0(x) + \left(\frac{1}{m_\rho} + \frac{1}{m_\lambda} \right) V^{(1)}(x) + V_{SD}(x) \quad (10)$$

where, $V^0(x)$ is defined as

$$V^{(0)}(x) = \frac{\tau}{x} + \beta x \quad (11)$$

Here, the hyper-Coulomb strength $\tau = -\frac{2}{3}\alpha_s$, $\frac{2}{3}$ is the color factor for the baryon. β corresponds to the string tension of the confinement. We fix the model parameter β to get the experimental spin average mass of the each ground state bottom baryons. The parameter α_s corresponds to the strong running coupling constant, which is written as

$$\alpha_s = \frac{\alpha_s(\mu_0)}{1 + \left(\frac{33-2n_f}{12\pi} \right) \alpha_s(\mu_0) \ln \left(\frac{m_1+m_2+m_3}{\mu_0} \right)} \quad (12)$$

In above equation, the value of α_s at $\mu_0 = 1$ GeV is considered 0.6 as shown in Table 3.

The first order correction $V^{(1)}(x)$ can be written as

$$V^{(1)}(x) = -C_F C_A \frac{\alpha_s^2}{4x^2} \quad (13)$$

Table 4: Mass spectra of Λ_b^0 baryon (in GeV).

State $n^{2S+1}L_J$	J^P	A	B	Exp. [12]	[15]	[22]	[21]	[29]	[23]	[20]	[25]
$(1^2S_{1/2})$	$\frac{1}{2}^+$	5.621	5.621	5.620	5.620	5.618	5.619		5.619		5.612
$(2^2S_{1/2})$	$\frac{1}{2}^+$	6.016	6.026		6.089						6.107
$(3^2S_{1/2})$	$\frac{1}{2}^+$	6.364	6.380		6.455						6.338
$(4^2S_{1/2})$	$\frac{1}{2}^+$	6.697	6.719		6.756						
$(5^2S_{1/2})$	$\frac{1}{2}^+$	7.022	7.050		7.015						
$(6^2S_{1/2})$	$\frac{1}{2}^+$	7.343	7.377		7.256						
$(1^2P_{1/2})$	$\frac{1}{2}^-$	5.992	6.000	5.912	5.930	5.938	5.911	5.929		5.820	
$(1^2P_{3/2})$	$\frac{3}{2}^-$	5.980	5.988	5.920	5.942	5.939	5.920	5.940	5.913	5.969	
$(2^2P_{1/2})$	$\frac{1}{2}^-$	6.303	6.317		6.326	6.236					
$(2^2P_{3/2})$	$\frac{3}{2}^-$	6.290	6.304		6.333	6.273					
$(3^2P_{1/2})$	$\frac{1}{2}^-$	6.615	6.635		6.645	6.273					
$(3^2P_{3/2})$	$\frac{3}{2}^-$	6.602	6.621		6.651	6.285					
$(4^2P_{1/2})$	$\frac{1}{2}^-$	6.928	6.954		6.917						
$(4^2P_{3/2})$	$\frac{3}{2}^-$	6.914	6.939		6.922						
$(5^2P_{1/2})$	$\frac{1}{2}^-$	7.241	7.273		7.157						
$(5^2P_{3/2})$	$\frac{3}{2}^-$	7.226	7.258		7.171						
$(1^2D_{3/2})$	$\frac{3}{2}^+$	6.219	6.233		6.190		6.147				
$(1^2D_{5/2})$	$\frac{5}{2}^+$	6.200	6.213		6.196	6.212	6.153		6.193		
$(2^2D_{3/2})$	$\frac{3}{2}^+$	6.528	6.548		6.526						
$(2^2D_{5/2})$	$\frac{5}{2}^+$	6.509	6.527		6.531	6.530					
$(3^2D_{3/2})$	$\frac{3}{2}^+$	6.839	6.865		6.811						
$(3^2D_{5/2})$	$\frac{5}{2}^+$	6.819	6.844		6.814						
$(4^2D_{3/2})$	$\frac{3}{2}^+$	7.151	7.183		7.060						
$(4^2D_{5/2})$	$\frac{5}{2}^+$	7.129	7.160		7.063						
$(1^2F_{5/2})$	$\frac{5}{2}^-$	6.442	6.460		6.408		6.346				
$(1^2F_{7/2})$	$\frac{7}{2}^-$	6.415	6.432		6.411		6.351		6.461		
$(2^2F_{5/2})$	$\frac{5}{2}^-$	6.750	6.775		6.705						
$(2^2F_{7/2})$	$\frac{7}{2}^-$	6.723	6.747		6.708						
$(3^2F_{5/2})$	$\frac{5}{2}^-$	7.058	7.090		6.964						
$(3^2F_{7/2})$	$\frac{7}{2}^-$	7.033	7.062		6.966						
$(4^2F_{5/2})$	$\frac{5}{2}^-$	7.371	7.408		7.196						
$(4^2F_{7/2})$	$\frac{7}{2}^-$	7.343	7.379		7.197						

Table 5: Mass spectra of Σ_b baryons (in GeV).

State	J^P	Σ_b^-		Σ_b^0		Refs.					
		A	B	A	B	[15]	[22]	[23]	[30]	[25]	Others
$(1^2S_{1/2})$	$\frac{1}{2}^+$	5.816	5.816	5.811	5.811	5.808	5.823	5.813		5.833	5.814[29]
$(2^2S_{1/2})$	$\frac{3}{2}^+$	6.256	6.262	6.269	6.275	6.213				6.294	
$(3^2S_{1/2})$	$\frac{5}{2}^+$	6.627	6.641	6.665	6.669	6.575				6.447	
$(4^2S_{1/2})$	$\frac{7}{2}^+$	6.997	7.018	7.041	7.061	6.869					
$(5^2S_{1/2})$	$\frac{9}{2}^+$	7.367	7.394	7.425	7.452	7.124					
$(1^4S_{3/2})$	$\frac{3}{2}^+$	5.835	5.835	5.832	5.832	5.834	5.845	5.833		5.858	5.858[29]
$(2^4S_{3/2})$	$\frac{5}{2}^+$	6.271	6.277	6.285	6.291	6.226				6.326	
$(3^4S_{3/2})$	$\frac{7}{2}^+$	6.637	6.650	6.666	6.679	6.583				6.447	
$(4^4S_{3/2})$	$\frac{9}{2}^+$	7.004	7.024	7.048	7.067	6.876					
$(5^4S_{3/2})$	$\frac{11}{2}^+$	7.371	7.398	7.430	7.457	7.129					
$(1^2P_{1/2})$	$\frac{1}{2}^-$	6.122	6.129	6.131	6.139	6.101	6.127		6.095		6.00 [55]
$(1^2P_{3/2})$	$\frac{3}{2}^-$	6.105	6.112	6.113	6.120	6.096	6.132	6.098	6.101		5.91[56]
$(1^4P_{1/2})$	$\frac{1}{2}^-$	6.130	6.137	6.140	6.148	6.095				6.087	
$(1^4P_{3/2})$	$\frac{3}{2}^-$	6.113	6.121	6.122	6.129	6.087				6.096	
$(1^4P_{5/2})$	$\frac{5}{2}^-$	6.092	6.099	6.098	6.104	6.084	6.144	6.117	6.084		
$(2^2P_{1/2})$	$\frac{1}{2}^-$	6.487	6.502	6.512	6.525	6.440	6.135				
$(2^2P_{3/2})$	$\frac{3}{2}^-$	6.470	6.484	6.492	6.506	6.430	6.141				
$(2^4P_{1/2})$	$\frac{1}{2}^-$	6.496	6.512	6.522	6.535	6.430					
$(2^4P_{3/2})$	$\frac{3}{2}^-$	6.479	6.493	6.502	6.515	6.423					
$(2^4P_{5/2})$	$\frac{5}{2}^-$	6.455	6.468	6.476	6.489	6.421	6.592				
$(3^2P_{1/2})$	$\frac{1}{2}^-$	6.855	6.875	6.894	6.915	6.756	6.246				
$(3^2P_{3/2})$	$\frac{3}{2}^-$	6.836	6.856	6.873	6.893	6.742	6.246				
$(3^4P_{1/2})$	$\frac{1}{2}^-$	6.865	6.884	6.904	6.926	6.096					
$(3^4P_{3/2})$	$\frac{3}{2}^-$	6.845	6.866	6.884	6.904	6.736					
$(3^4P_{5/2})$	$\frac{5}{2}^-$	6.820	6.841	6.856	6.875	6.732	6.834				
$(4^2P_{1/2})$	$\frac{1}{2}^-$	7.221	7.250	7.277	7.305	7.024					
$(4^2P_{3/2})$	$\frac{3}{2}^-$	7.202	7.230	7.255	7.282	7.009					
$(4^4P_{1/2})$	$\frac{1}{2}^-$	7.230	7.261	7.288	7.316	7.008					
$(4^4P_{3/2})$	$\frac{3}{2}^-$	7.212	7.240	7.266	7.293	7.003					
$(4^4P_{5/2})$	$\frac{5}{2}^-$	7.187	7.213	7.236	7.262	6.999					
$(5^2P_{1/2})$	$\frac{1}{2}^-$	7.590	7.625	7.660	7.694						
$(5^2P_{3/2})$	$\frac{3}{2}^-$	7.570	7.604	7.637	7.670						
$(5^4P_{1/2})$	$\frac{1}{2}^-$	7.601	7.636	7.671	7.705						
$(5^4P_{3/2})$	$\frac{3}{2}^-$	7.580	7.614	7.648	7.682						
$(5^4P_{5/2})$	$\frac{5}{2}^-$	7.552	7.586	7.618	7.651						
$(1^2D_{3/2})$	$\frac{3}{2}^+$	6.389	6.403	6.409	6.423	6.326					
$(1^4D_{3/2})$	$\frac{3}{2}^+$	6.399	6.414	6.420	6.434	6.285					
$(1^4D_{1/2})$	$\frac{1}{2}^+$	6.418	6.434	6.441	6.457	6.311					
$(1^4D_{5/2})$	$\frac{5}{2}^+$	6.373	6.386	6.391	6.405	6.270					
$(1^2D_{5/2})$	$\frac{5}{2}^+$	6.363	6.376	6.381	6.394	6.284	6.397	6.369			
$(1^4D_{7/2})$	$\frac{7}{2}^+$	6.340	6.352	6.441	6.368	6.260			6.388		
$(2^2D_{3/2})$	$\frac{3}{2}^+$	6.753	6.774	6.787	6.809	6.647					
$(2^4D_{3/2})$	$\frac{3}{2}^+$	6.763	6.784	6.797	6.821	6.612					
$(2^4D_{1/2})$	$\frac{1}{2}^+$	6.784	6.805	6.819	6.844	6.636					
$(2^4D_{5/2})$	$\frac{5}{2}^+$	6.736	6.756	6.769	6.790	6.598					
$(2^2D_{5/2})$	$\frac{5}{2}^+$	6.726	6.746	6.758	6.778	6.612	6.402				
$(2^4D_{7/2})$	$\frac{7}{2}^+$	6.702	6.721	6.733	6.751	6.590					
$(1^4F_{3/2})$	$\frac{3}{2}^-$	6.690	6.714	6.725	6.749	6.550					
$(1^2F_{5/2})$	$\frac{5}{2}^-$	6.651	6.672	6.682	6.703	6.564					
$(1^4F_{5/2})$	$\frac{5}{2}^-$	6.661	6.683	6.694	6.715	6.501					
$(1^4F_{7/2})$	$\frac{7}{2}^-$	6.626	6.645	6.654	6.673	6.472					
$(1^2F_{7/2})$	$\frac{7}{2}^-$	6.615	6.633	6.643	6.661	6.500		6.630			
$(1^4F_{9/2})$	$\frac{9}{2}^-$	6.583	6.599	6.607	6.610	6.459		6.648			

Table 6: Mass spectra of Ξ_b baryons (in GeV).

State	J^P	Ξ_b^0		Ξ_b^-		Refs.				Others
		A	B	A	B	[15]	[29]	[17]	[23]	
$(1^2S_{1/2})$	1^+	5.793	5.793	5.795	5.795	5.803	5.795	5.806	5.793	5.806[25]
$(2^2S_{1/2})$	1^+	6.193	6.203	6.180	6.189	6.266				
$(3^2S_{1/2})$	1^+	6.537	6.554	6.512	6.527	6.601				
$(4^2S_{1/2})$	1^+	6.868	6.892	6.831	6.853	6.913				
$(5^2S_{1/2})$	1^+	7.93	7.223	7.145	7.172	7.165				
$(1^4S_{3/2})$	3^+	5.948	5.948	5.942	5.942			5.980	5.952	5.929[27]
$(2^4S_{3/2})$	3^+	6.309	6.316	6.292	6.298					
$(3^4S_{3/2})$	3^+	6.611	6.625	6.583	6.595					
$(4^4S_{3/2})$	3^+	6.919	6.940	6.880	6.899					
$(5^4S_{3/2})$	3^+	7.231	7.258	7.181	7.206					
$(1^2P_{1/2})$	1^-	6.143	6.151	6.131	6.139	6.120	6.106	6.090		6.097[21]
$(1^2P_{3/2})$	1^-	6.133	6.141	6.122	6.129	6.130	6.115	6.093	6.080	6.106 [21]
$(1^4P_{1/2})$	1^-	6.133	6.141	6.122	6.129					6.140 [55]
$(1^4P_{3/2})$	1^-	6.138	6.146	6.126	6.134					6.06 [56]
$(1^4P_{5/2})$	1^-	6.124	6.132	6.114	6.121				6.232	
$(2^2P_{1/2})$	1^-	6.457	6.472	6.434	6.448	6.496				
$(2^2P_{3/2})$	1^-	6.446	6.460	6.423	6.437	6.502				
$(2^4P_{1/2})$	1^-	6.462	6.478	6.439	6.453					
$(2^4P_{3/2})$	1^-	6.451	6.466	6.429	6.442					
$(2^4P_{5/2})$	1^-	6.436	6.451	6.415	6.428					
$(3^2P_{1/2})$	1^-	6.770	6.792	6.737	6.757	6.805				
$(3^2P_{3/2})$	1^-	6.759	6.781	6.726	6.746	6.810				
$(3^4P_{1/2})$	1^-	6.776	6.798	6.743	6.762					
$(3^4P_{3/2})$	1^-	6.765	6.786	6.732	6.751					
$(3^4P_{5/2})$	1^-	6.750	6.771	6.717	6.737					
$(4^2P_{1/2})$	1^-	7.087	7.115	7.041	7.068	7.068				
$(4^2P_{3/2})$	1^-	7.074	7.102	7.030	7.056	7.073				
$(4^4P_{1/2})$	1^-	7.093	7.122	7.047	7.074					
$(4^4P_{3/2})$	1^-	7.080	7.109	7.036	7.062					
$(4^4P_{5/2})$	1^-	7.064	7.091	7.020	7.046					
$(5^2P_{1/2})$	1^-	7.402	7.437	7.345	7.378	7.302				
$(5^2P_{3/2})$	1^-	7.389	7.424	7.333	7.366	7.306				
$(5^4P_{1/2})$	1^-	7.408	7.443	7.351	7.384					
$(5^4P_{3/2})$	1^-	7.395	7.430	7.339	7.372					
$(5^4P_{5/2})$	1^-	7.378	7.413	7.324	7.356					
$(1^2D_{3/2})$	3^+	6.371	6.386	6.350	6.364	6.366	6.344			6.190[24]
$(1^4D_{3/2})$	3^+	6.377	6.392	6.356	6.370					
$(1^4D_{1/2})$	1^+	6.389	6.405	6.366	6.382					
$(1^4D_{5/2})$	3^+	6.361	6.375	6.341	6.355					
$(1^2D_{5/2})$	3^+	6.355	6.369	6.336	6.349	6.373	6.349		6.354	
$(1^4D_{7/2})$	3^+	6.341	6.354	6.323	6.335				6.499	
$(2^2D_{3/2})$	3^+	6.682	6.704	6.652	6.671	6.690				
$(2^4D_{3/2})$	3^+	6.689	6.710	6.657	6.677					
$(2^4D_{1/2})$	1^+	6.701	6.723	6.669	6.689					
$(2^4D_{5/2})$	3^+	6.672	6.693	6.642	6.661					
$(2^2D_{5/2})$	3^+	6.666	6.687	6.636	6.655	6.696				
$(2^4D_{7/2})$	3^+	6.652	6.672	6.623	6.661					
$(1^4F_{3/2})$	3^-	6.620	6.642	6.589	6.610					
$(1^2F_{5/2})$	3^-	6.595	6.615	6.566	6.585	6.577	6.555			
$(1^4F_{5/2})$	3^-	6.602	6.622	6.573	6.592					
$(1^4F_{7/2})$	3^-	6.579	6.598	6.552	6.570					
$(1^2F_{7/2})$	3^-	6.572	6.591	6.545	6.563	6.581	6.559		6.616	
$(1^4F_{9/2})$	3^-	6.551	6.569	6.527	6.543				6.756	

Table 7: Mass spectra of Ω_b baryons (in GeV).

State	J^P	A	B	[15]	[22]	[23]	[25]	[28]
$(1^2S_{1/2})$	$\frac{1}{2}^+$	6.048	6.048	6.054	6.076	6.048	6.081	6.024
$(2^2S_{1/2})$	$\frac{1}{2}^+$	6.448	6.455	6.450			6.472	6.325
$(3^2S_{1/2})$	$\frac{1}{2}^+$	6.786	6.799	6.804			6.593	
$(4^2S_{1/2})$	$\frac{1}{2}^+$	7.120	7.140	7.091				
$(5^2S_{1/2})$	$\frac{1}{2}^+$	7.453	7.480	7.338				
$(1^4S_{3/2})$	$\frac{3}{2}^+$	6.086	6.086	6.088	6.094		6.102	6.084
$(2^4S_{3/2})$	$\frac{3}{2}^+$	6.474	6.481	6.461			6.478	6.412
$(3^4S_{3/2})$	$\frac{3}{2}^+$	6.802	6.815	6.811			6.593	
$(4^4S_{3/2})$	$\frac{3}{2}^+$	7.131	7.150	7.096				
$(5^4S_{3/2})$	$\frac{3}{2}^+$	7.461	7.487	7.343				
$(1^2P_{1/2})$	$\frac{1}{2}^-$	6.331	6.338	6.339	6.333			
$(1^2P_{3/2})$	$\frac{3}{2}^-$	6.321	6.328	6.340	6.336	6.325		
$(1^4P_{1/2})$	$\frac{1}{2}^-$	6.336	6.343	6.330				
$(1^4P_{3/2})$	$\frac{3}{2}^-$	6.326	6.333	6.331				
$(1^4P_{5/2})$	$\frac{5}{2}^-$	6.313	6.320	6.334	6.345			
$(2^2P_{1/2})$	$\frac{1}{2}^-$	6.659	6.673	6.710	6.340			
$(2^2P_{3/2})$	$\frac{3}{2}^-$	6.649	6.662	6.705	6.344			
$(2^4P_{1/2})$	$\frac{1}{2}^-$	6.665	6.679	6.706				
$(2^4P_{3/2})$	$\frac{3}{2}^-$	6.654	6.668	6.699				
$(2^4P_{5/2})$	$\frac{5}{2}^-$	6.640	6.653	6.700	6.728			
$(3^2P_{1/2})$	$\frac{1}{2}^-$	6.988	7.009	7.009	6.437			
$(3^2P_{3/2})$	$\frac{3}{2}^-$	6.977	6.998	7.002	6.437			
$(3^4P_{1/2})$	$\frac{1}{2}^-$	6.993	7.015	7.003				
$(3^4P_{3/2})$	$\frac{3}{2}^-$	6.983	7.003	6.998				
$(3^4P_{5/2})$	$\frac{5}{2}^-$	6.969	6.988	6.996	6.919			
$(4^2P_{1/2})$	$\frac{1}{2}^-$	7.319	7.346	7.265				
$(4^2P_{3/2})$	$\frac{3}{2}^-$	7.307	7.334	7.258				
$(4^4P_{1/2})$	$\frac{1}{2}^-$	7.325	7.352	7.257				
$(4^4P_{3/2})$	$\frac{3}{2}^-$	7.313	7.340	7.250				
$(4^4P_{5/2})$	$\frac{5}{2}^-$	7.297	7.323	7.251				
$(5^2P_{1/2})$	$\frac{1}{2}^-$	7.649	7.682					
$(5^2P_{3/2})$	$\frac{3}{2}^-$	7.637	7.670					
$(5^4P_{1/2})$	$\frac{1}{2}^-$	7.654	7.688					
$(5^4P_{3/2})$	$\frac{3}{2}^-$	7.643	7.676					
$(5^4P_{5/2})$	$\frac{5}{2}^-$	7.627	7.659					
$(1^2D_{3/2})$	$\frac{3}{2}^+$	6.569	6.583	6.549				
$(1^4D_{3/2})$	$\frac{3}{2}^+$	6.574	6.589	6.530				
$(1^4D_{1/2})$	$\frac{1}{2}^+$	6.585	6.601	6.540				
$(1^4D_{5/2})$	$\frac{5}{2}^+$	6.560	6.573	6.520				
$(1^2D_{5/2})$	$\frac{5}{2}^+$	6.554	6.567	6.529	6.561	6.590		
$(1^4D_{7/2})$	$\frac{7}{2}^+$	6.541	6.553	6.517		6.609		
$(2^2D_{3/2})$	$\frac{3}{2}^+$	6.896	6.678	6.863				
$(2^4D_{3/2})$	$\frac{3}{2}^+$	6.902	6.685	6.846				
$(2^4D_{1/2})$	$\frac{1}{2}^+$	6.914	6.699	6.857				
$(2^4D_{5/2})$	$\frac{5}{2}^+$	6.886	6.666	6.837				
$(2^2D_{5/2})$	$\frac{5}{2}^+$	6.880	6.659	6.846	6.566			
$(2^4D_{7/2})$	$\frac{7}{2}^+$	6.866	6.643	6.834				
$(1^4F_{3/2})$	$\frac{3}{2}^-$	6.826	6.846	6.763				
$(1^2F_{5/2})$	$\frac{5}{2}^-$	6.803	6.822	6.771				
$(1^4F_{5/2})$	$\frac{5}{2}^-$	6.809	6.828	6.737				
$(1^4F_{7/2})$	$\frac{7}{2}^-$	6.788	6.806	6.736				
$(1^2F_{7/2})$	$\frac{7}{2}^-$	6.782	6.800	6.719		6.844		
$(1^4F_{9/2})$	$\frac{9}{2}^-$	6.763	6.780	6.713		6.863		

The parameters $C_F = 2/3$ and $C_A = 3$ are the Casimir charges of the fundamental and adjoint representation.

The spin dependent part $V_{SD}(x)$ is given as

$$V_{SD}(x) = V_{SS}(x)(\vec{S}_\rho \cdot \vec{S}_\lambda) + V_{\gamma S}(x)(\vec{\gamma} \cdot \vec{S}) + V_T(x) \left[S^2 - \frac{3(\vec{S} \cdot \vec{x})(\vec{S} \cdot \vec{x})}{x^2} \right] \quad (14)$$

The spin dependent potential, $V_{SD}(x)$ contains three types of the interaction terms [53], such as the spin-spin term $V_{SS}(x)$, the spin-orbit term $V_{\gamma S}(x)$ and tensor term $V_T(x)$ described as [38, 39]. Here $\vec{S} = \vec{S}_\rho + \vec{S}_\lambda$ where \vec{S}_ρ and \vec{S}_λ are the spin vector associated with the $\vec{\rho}$ and $\vec{\lambda}$ variables respectively. The coefficient of these spin-dependent terms of above equation can be written in terms of the vector, $V_V(x) = \frac{\tau}{x}$, and scalar, $V_S(x) = \beta x$, parts of the static potential as

$$V_{\gamma S}(x) = \frac{1}{2m_\rho m_\lambda x} \left(3 \frac{dV_V}{dx} - \frac{dV_S}{dx} \right) \quad (15)$$

$$V_T(x) = \frac{1}{6m_\rho m_\lambda} \left(3 \frac{d^2 V_V}{dx^2} - \frac{1}{x} \frac{dV_V}{dx} \right) \quad (16)$$

$$V_{SS}(x) = \frac{1}{3m_\rho m_\lambda} \nabla^2 V_V \quad (17)$$

The baryon masses are determined by the sum of the model quark masses plus kinetic energy, potential energy and the spin dependent interaction as $M_B = \sum_i m_i + \langle H \rangle$. We have numerically solved the six dimensional Schrodinger equation using Mathematica notebook [54].

3. Singly Bottom Baryon Spectra and Regge Trajectory

The mass spectroscopy of single bottom baryons Λ_b^0 , $\Sigma_b^{+, -}$, $\Xi_b^{-, 0}$ and Ω_b^0 have studied in the framework of Hypercentral Constituent Quark Model (hCQM). We have calculated the masses of these baryons for S, P, D and F states as presented in Table (4 - 7) where the tabular entries below A are masses without first order correction while below B are masses with first order correction. We have followed the $n^{(2S+1)}L_J$ usual notations for spectra

of baryons except L (angular momentum quantum number) is replaced by γ (hyper-angular momentum quantum number) according to our model. We have considered all possible isospin splitting for the calculations of bottom baryons in all cases and the comparison of masses with other approaches are also tabulated.

Λ_b^0 was the first experimentally known singly bottom baryon. The $\Lambda_b(5619)$ is the ground state, assigned to $J^P = \frac{1}{2}^+$. The first orbital excited states with $J^P = \frac{1}{2}^-$, $\frac{3}{2}^-$ are $\Lambda_b(5912)$ and $\Lambda_b(5920)$ respectively. The computed mass spectra of Λ_b^0 baryon for 1S-6S, 1P-5P, 1D-4D and 1F-4F states are listed in Table 4. The 1P states, $\Lambda_b(\frac{1}{2}^-)$ and $\Lambda_b(\frac{3}{2}^-)$ are in accordance with experimental $\Lambda_b(5912)$ and $\Lambda_b(5920)$ states.

We computed the ground state as well as higher excited states with and without first order corrections for Σ_b^+ and Σ_b^- baryons are listed in Table 5. The PDG (2016) has listed $\Sigma_b(5811)^+$ and $\Sigma_b(5816)^-$ state with $J^P = \frac{1}{2}^+$ and the states $\Sigma_b(5832)^{+*}$, $\Sigma_b(5835)^{-*}$ with $J^P = \frac{3}{2}^+$. Our results are in good agreement with the PDG (average) values as well as in accordance with the lattice result of $m_{\Sigma_b}(1/2^+)$; 5856(56)(27) [35] & 5795(16) [37], $m_{\Sigma_b}(3/2^+)$; 5877(55)(25) [35] & 5842(26) [37]

PDG (2016) has listed $\Xi_b(5790)^-$, $\Xi_b(5790)^0$ and $\Xi_b(5945)^0$ as the lowest states. They are assigned as ground state with $J^P = \frac{1}{2}^+$ for first two and $J^P = \frac{3}{2}^+$ for third. Recent experiments show the values of Ξ_b as (5.792 ± 0.0024) GeV [3] and (5.774 ± 0.013) GeV [10]. The present results as listed in Table 6) are in good agreement with the experimental values as well as with the lattice calculations given by $m_{\Xi_b}(1/2^+)$; 5771(41)(24) [35] & 5781(17)(16) [37] $m_{\Xi_b}(3/2^+)$; 5960(47)(25) [35] & 5950(21)(19) [37]

Ω_b^- is made up of two strange and one bottom quark (ssb). The calculated mass spectra for radial (1S-5S) and orbital excited states (1P-5P, 1D-2D and 1F) are given in Table 7. Our results are in good agreement with other model predictions as well as with the lattice result of $m_{\Omega_b}(1/2^+)$; 6056(47)(20) [35] & 6006(10)(20) [37]; $m_{\Omega_b}(3/2^+)$; 6085(47)(20) [35] & 6044(18)(20) [37]

Our predicted 1P states of Λ_b found to lie between 5.9 to 6.0 GeV and its 1D states within 6.20 to 6.23 GeV. The 1P states of Σ_b , Ξ_b and Ω_b baryons found to lie 6.1 to 6.13 GeV, 6.12 to 6.14 GeV and 6.31 to 6.34 GeV respectively. The spectral 1D states of bottom baryons are predicted in the range

of 6.34 to 6.40 GeV in the case of Σ_b and Ξ_b while that for Ω_b lie in the range of 6.54 to 6.6 GeV.

Regge theory provided an important relation between high energy scattering and spectrum of particles and resonances. It is a successful fundamental theory of strong interactions at very high energies and still an indispensable tool in phenomenological studies. One of the most distinctive features of Regge theory are the Regge trajectories. Regge trajectories are directly related with mass spectrum of hadrons. Using the mass spectra computed for the singly bottom baryons, we construct the Regge trajectories in (n, M^2) planes [See Figs. 1- 3]. We use

$$n = CM^2 + C_0 \quad (18)$$

where, C and C_0 are slope and intercept respectively and n is the principal quantum number. In trajectories, the S, P and D state masses are corresponds to $J^P = \frac{1}{2}^+, \frac{1}{2}^-$ and $\frac{5}{2}^+$. Every singly bottom baryons have experimental known values for $J^P = \frac{1}{2}^+$. We include known experimental states $\Lambda_b^0(5619)$, $\Lambda_b^0(5912)$, $\Sigma_b^+(5811)$, $\Sigma_b^-(5816)$, $\Xi_b^-(5790)$, $\Xi_b^-(5790)$ and $\Omega_b^-(6048)$ and these experimental points fit well to the corresponding Regge trajectories. The calculated masses of present states fit very well to the linear trajectories and they are almost parallel and equidistant. Many of the excited states are still unknown experimentally for the case of singly bottom baryons. The Regge trajectories can provide guidelines to identify baryon resonances that would be seen in future experiments.

4. Semi-electronic decays of Ξ_b and Ω_b baryons

In weak decays, the heavy quark(c or b) acts as spectator and the strange quark inside heavy hadron decays in weak interaction [57, 58, 59]. These could be possible in semi-electronic, semi-muonic and non leptonic decays of the heavy baryons and mesons. In this section, we discuss, Semi-electronic decays of heavy bottom baryons Ω_b and Ξ_b using our spectral parameters. The strange quark in Ξ_b and Ω_b undergo weak transitions and the differential decay rates for exclusive semi-electronic decays are given by [57],

$$\frac{d\Gamma}{dw} = \frac{G_F^2 M^5 |V_{CKM}|^2}{192\pi^3} \sqrt{w^2 - 1} P(w) \quad (19)$$

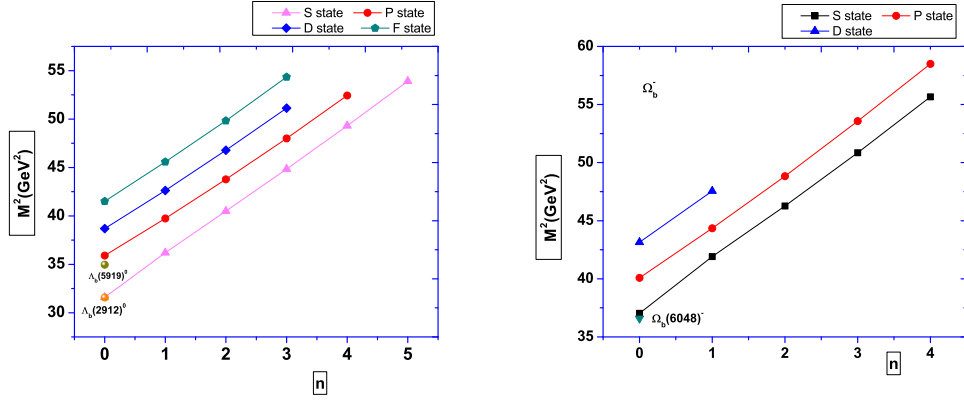


Figure 1: Regge Trajectory ($M^2 \rightarrow n$) for Λ_b^0 (left) and Ω_b^- (right) baryons. Available Experimental data are given with particle name.

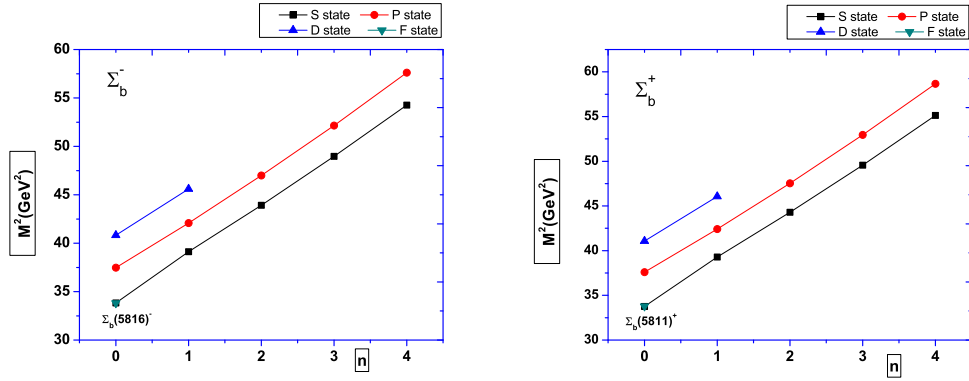


Figure 2: Regge Trajectories ($M^2 \rightarrow n$) for Σ_b baryons.

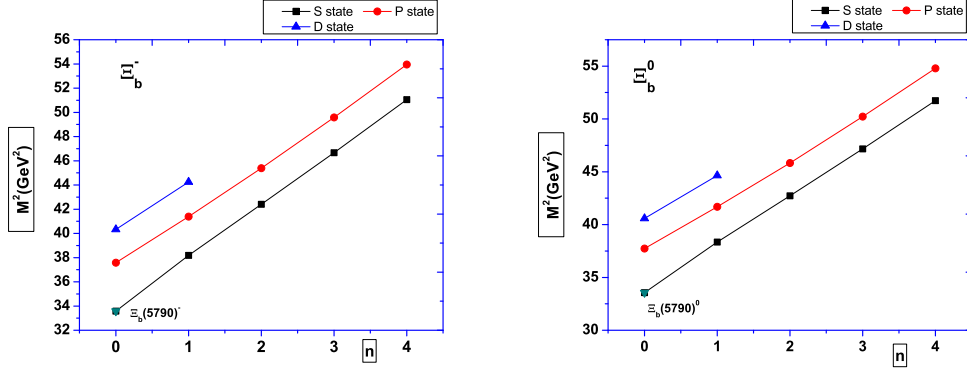


Figure 3: Regge Trajectories ($M^2 \rightarrow n$) for Ξ_b baryons.

Table 8: Semi-electronic decays in $s \rightarrow u$ transition for bottom baryons are listed.

Mode	$J^P \rightarrow J^{P'}$	$s^l \rightarrow s^{l'}$	Δm (GeV)	Decay Rates (GeV)	[57]
$\Xi_b^- \rightarrow \Lambda_b^0 e^- \bar{\nu}$	$\frac{1}{2}^+ \rightarrow \frac{1}{2}^+$	$0 \rightarrow 0$	0.174	5.928×10^{-19}	6.16×10^{-19}
$\Omega_b^- \rightarrow \Xi_b^0 e^- \bar{\nu}$	$\frac{1}{2}^+ \rightarrow \frac{1}{2}^+$	$1 \rightarrow 0$	0.255	4.007×10^{-18}	4.05×10^{-18}
$\Omega_b^- \rightarrow \Xi_b^{*0} e^- \bar{\nu}$	$\frac{1}{2}^+ \rightarrow \frac{3}{2}^+$	$1 \rightarrow 1$	0.101	1.675×10^{-26}	3.27×10^{-28}

where $P(w)$ contains the hadronic and leptonic tensor. After evaluating the integration over $w=1$ in the hadronic form factors, we calculate semi-electronic decay as given below.

For the final state with “ Λ_b ” baryon,

$$\Gamma_{0^+ \rightarrow 0^+}^{\frac{1}{2}^+ \rightarrow \frac{1}{2}^+} = \frac{G_F^2 |V_{CKM}|^2}{60\pi^3} (M - m)^5 \quad (20)$$

For the final state with “ Ξ_b ” baryon,

$$\Gamma_{1^+ \rightarrow 1^+}^{\frac{1}{2}^+ \rightarrow \frac{1}{2}^+} = \frac{G_F^2 |V_{CKM}|^2}{15\pi^3} (M - m)^5 \quad (21)$$

Where G_F is the Fermi Coupling constant and the value of $G_F = 1.16 \times 10^{-5} \text{ GeV}^{-2}$, V_{CKM} is the Cabibbo-Kobayashi-Maskawa matrix and we have taken the value of $V_{CKM} = 0.225$, $\Delta m = M - m$, is the mass difference between the initial and final state of baryons. The superscript of Γ in Eqn.(19), (20) and (21) indicates spin parity transition ($J^P \rightarrow J^{P'}$) of baryon, while the subscripts of Γ indicate spin parity transition ($s^l \rightarrow s^{l'}$) of light degrees of

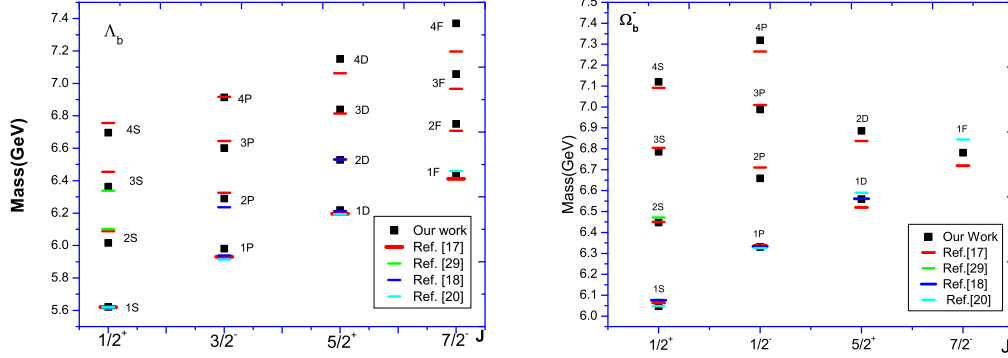


Figure 4: Comparisons of excited bottom baryons masses with other prediction for Λ_b and Ω_b .

freedom. Semi-electronic decays in $s \rightarrow u$ transition for bottom baryons (Ξ_b^0 and Ω_b^0) are tabulated in Table 8. The initial and final total angular momentum (J) and parity (P), total spin s_l of the light degree of freedom and the mass difference $\Delta m = M - m$ for Baryons are listed in second, third and fourth column of the table. We have also compared our results with Ref. [57].

5. Conclusion

We have calculated the mass spectra of Λ_b^0 , Σ_b^+ , Σ_b^0 , Ξ_b^0 , Ξ_b^- and Ω_b^0 baryons using Hypercentral Constituent quark model with an effective three body interactions of the type hyper Coulomb plus linear potential. The whole mass spectra of these singly bottom baryons are listed for few radial and orbital excited states. For the sake of simplicity and better understanding of the results, the mass spectra are shown in energy level diagram of the baryons with a particular J^P value in Figs. 4- 5. The ground states of Λ_b , Σ_b , Ξ_b and Ω_b are well-known by experimental and Lattice-QCD results. Thus, $1S(\frac{1}{2}^+)$ state values are overlapping with each other in all cases[See Figs. 4- 5]. By observing these figures, we can conclude these points.

1. In the study of Λ_b baryon, the states which are reasonably close with other predictions are 2S-3S(with [25]), 2P (with [22, 15]), 1D (with

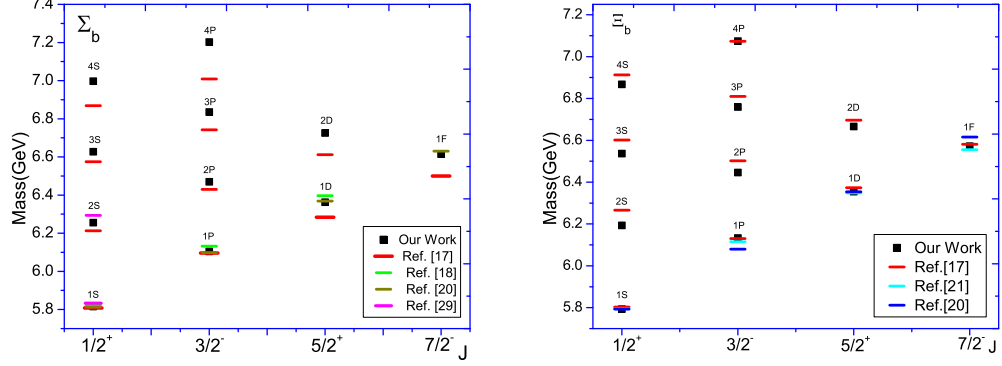


Figure 5: Comparisons of excited bottom baryons masses with other prediction for Σ_b and Ξ_b .

[15, 22, 23]), 2D(with [15, 22]) and 1F(with [15, 23]). Therefore, the closest states with our predictions(A) are: Ref. [15] show 8, 4, 22 and 4 MeV difference in 4P, 1D, 2D, 1F states, Ref. [22] show 17, 22 MeV difference in 1P, 2D states.

2. In Ω_b baryon, 2S-4S, 1P-3P and 1D states are in accordance with [15]; 1P and 1D states are in accordance with [22, 23]. Our prediction of the 1F state is in between the prediction of Ref. [15, 23] so that the experimental outcomes will decide the actual range. Therefore, the closest states with our predictions(A) are: Ref [15] show 2, 18, 29, 19, 25 difference in 2S, 3S, 4S, 1P, 3P states; [22] show 15, 7 difference in 1P, 1D states.
3. In Σ_b , comparisons of states are as follows; 2S (with [15, 25], 1P(with [15, 23, 22]), 1D([22, 23]) and 1F(with [23]). Therefore, the closest states with our predictions(A) are: [15] show 9 MeV difference in 1P state; [22] show 7, 34 MeV difference in 1P, 1D state; [23] 6, 15 MeV difference with 1D, 1F states.
4. In the study of Ξ_b , Refs. [15, 23, 29] have performed the 1P, 1D and 1F states. These states are very much close to our predictions while radial excited states of Ξ_b are fairly match with our predictions.

This detailed evaluation of mass spectra of singly heavy baryon will definitely help other approaches and experiments to find resonances in theoretically pre-

dicted range. The regge trajectories are also very useful to obtain unknown quantum number and respective J^P values of bottom baryons. Mass study will definitely help to understand the nearly available resonances belong to singly bottom baryons. The semi-electronic decays are also calculated for Ξ_b and Ω_b baryons. Where, the $\Omega_b^- \rightarrow \Xi_b^{*0} e^- \bar{\nu}$ decay rate is disagree with [57].

After successful implementation of this scheme to the singly heavy baryons (both charm and bottom) as well as doubly heavy baryons, we would like to calculate the decay rates of heavy baryons in near future. The decay properties are very important to understand the dynamics of baryons so our next attempt would be the study of various decay properties.

Acknowledgments: One of the author A. K. Rai acknowledges the financial support extended by DST, India under SERB fast track scheme SR/FTP /PS-152/2012.

References

References

- [1] T. Aaltonen *et al.*, (CDF Collaboration), Phys. Rev. D 84, 012003 (2011).
- [2] V. M. Abazov *et al.*, (D0 Collaboration), Phys. Rev. D 84, 031102 (2011).
- [3] T. Aaltonen *et al.*, (CDF Collaboration), Phys. Rev. Lett. 99, 202001 (2007).
- [4] T. Aaltonen *et al.*, (CDF Collaboration), Phys. Rev. Lett. 99, 052002 (2007).
- [5] V. M. Abazov *et al.*, (D0 Collaboration), Phys. Rev. Lett. 101, 232002 (2008).
- [6] T. Aaltonen *et al.*, (CDF Collaboration), Phys. Rev. D 80, 072003 (2009).
- [7] R. Aaij *et al.*, JHEP **1605**, 132 (2016)
- [8] R. Aaij *et al.*, (LHCb Collaboration), Phys. Rev. Lett. **109**, 172003 (2012).

- [9] D. Acosta *et al.*, Phys. Rev. Lett. **96**, 202001 (2006)
- [10] V. M. Abazov *et al.*, [D0 Collaboration], Phys. Rev. Lett. **99**, 052001 (2007).
- [11] S. Chatrchyan *et al.*, [CMS Collaboration], Phys. Rev. Lett. **108**, 252002 (2012).
- [12] C. Patrignani *et. al.*, Chin. Phys. C **40**, 100001 (2016).
- [13] N. Isgur and G. Karl, Phys. Rev. D **18**, 4187 (1978); Phys. Rev. D **19**, 2653 (1979); Phys. Rev. D **20** 1191 (1979); L. A. Copley, N. Isgur, and G. Karl, Phys. Rev. D **20**, 768 (1979); Phys. Rev. D **23**, 817 (1981).
- [14] S. Capstick and N. Isgur, Phys. Rev. D **34**, 2809 (1986).
- [15] D. Ebert, R. N. Faustov and V. O. Galkin, Phys. Rev. D **84**, 014025 (2011).
- [16] A. Valcarce, H. Garcilazo and J. Vijande, Eur. Phys. J. A **37**, 217 (2008).
- [17] W. Roberts and M. Pervin, Int. J. Mod. Phys. A **23**, 2817 (2008).
- [18] C. Garcia-Recio, J. Nieves, O. Romanets, L. L. Salcedo, and L. Tolo, Phys. Rev. D **87**, 034032 (2013).
- [19] R. M. Woloshyn, and M. Wurtz *arXiv:1601.01925v1 [hep-ph] 8 Jan 2016*.
- [20] W. H. Liang, C.W. Xiao, and E. Oset, Phys. Rev. D **89**, 054023 (2014).
- [21] B. Chen, K. W. Wei and A. Zhang, Eur. Phys. J. A **51** 82 (2015).
- [22] T. Yoshida, E. Hiyama, A. Hosaka, M. Oka, and K. Sadato, Phys. Rev. D **92**, 114029 (2015).
- [23] Ke-Wei Wei, B. Chen, N. Liu, Q-Qian Wang and Xin-Heng Guo, *arXiv:1609.02512v1 [hep-ph]*
- [24] Hua-Xing Chen, Qiang Mao, A. Hosaka, X. Liu and Shi-Lin Zhu, *arXiv:1611.02677v1 [hep-ph]*

- [25] Y. Yamaguchi, S. Ohkoda, A. Hosaka, T. Hyodo, and S. Yasui, Phys. Rev. D **91**, 034034 (2015).
- [26] Q. Mao, H. X. Chen, W. Chen, A. Hosaka, et al., Phys. Rev. D **92**, 114007 (2015).
- [27] X. Liu, H X Chen, Y R Liu, A Hosaka, and S L Zhu, Phys. Rev. D **77**, 014031 (2008).
- [28] S. S. Agaev, K. Azizi, H. Sundu, arXiv:1703.07091v2 [hep-ph] (2017).
- [29] M. Karliner, B. Keren-Zur, H. J. Lipkin, and J. L. Rosner, Ann. Phys. (Amsterdam) **324**, 2 (2009)
- [30] M. Karliner and J. L. Rosner, Phys. Rev. D **92**, 074026 (2015).
- [31] P.G. Ortega, D.R. Entem, F. Fernandez, Phys. Lett. B **718**, 1381 (2013).
- [32] J. P. Blanckenberg, and H. Weigel Phys. Lett. B **750**, 230 (2015).
- [33] K. Thakkar, A. Majethiya and P. C. Vinodlumar, Eur. Phys. J. Plus **131**, 339 (2016).
- [34] A. Majethiya, K. Thakkar and P. C. Vinodlumar, Chinese Journal of Physics **54**, 495 (2016).
- [35] Z. S. Brown, W. Detmold, S. Meinel, and K. Orginos, Phys. Rev. D **90**, 094507 (2014).
- [36] M. Padmanath, and N. Mathur, e-print *arXiv:1508.07168v1 [hep-lat]* (2015).
- [37] R. Lewis and R. M. Woloshyn, Phys. Rev. D **79**, 014502 (2009).
- [38] Z. Shah, K. Thakkar, A. K. Rai and P. C. Vinodkumar, Eur. Phys. J A **52**, 313 (2016).
- [39] Z. Shah, K. Thakkar, A. K. Rai and P. C. Vinodkumar, Chin. Phys. C **40**, 123102 (2016).
- [40] V. Crede and W. Roberts, Rep. Prog. Phys. **76**, 076301 (2013).

- [41] B. Patel, A. K. Rai and P. C. Vinodkumar, *Pramana J. Phys.* **70**, 797 (2008); *J. Phys. G* **35**, 065001 (2008).
- [42] K.Thakkar, B.Patel, A. Majethiya and P. C. Vinodkumar, *Pramana J. Phys.* **77**, 1053 (2011).
- [43] K. Thakkar, A. Majethiya and P. C. Vinodkumar, *Chin. Phys. C* **36**, 385 (2012). K. Thakkar and P. C. Vinodkumar, *POS(Hadron 2013)*, 055 (2013).
- [44] A. Majethiya, and P. C. Vinodkumar, *Eur. Phys. J. A* **42**, 213 (2009).
- [45] Z. Shah, K.Thakkar and A. K. Rai, *Eur.Phys.J. C* **76**, 530 (2016).
- [46] R Bijker, F Iachello and A Leviatan, *Ann. Phys.* **284**, 89 (2000).
- [47] M. M. Giannini and E. Santopinto, *Chin. J.Phys.* **53**, 020301 (2015).
- [48] M. Ferraris, M. M. Giannini, M. Pizzo, E. Santopinto, and L. Tiator, *Phys. Lett. B* **364**, 231 (1995).
- [49] M. M. Giannini, *Rep. Prog. Phys.* **54**, 453-529 (1990).
- [50] Y. Koma, M. Koma, H. Wittig, *Phys. Rev. Lett* **97**, 122003 (2006).
- [51] N. Devlani, V. Kher, and A. K. Rai, *Eur. Phys. J. A* **50**, 154 (2014).
- [52] A. K. Rai and D. P. Rathaud, *Eur. Phys. J. C* **75**, 462 (2015).
- [53] M B Voloshin, *Prog. Part. Nucl. Phys.* **51**, 455 (2008).
- [54] W. Lucha and F. Schoberls, *Int. J. Mod. Phys.C.* 10, 607 (1999).
- [55] Z. G. Wang, *Eur. Phys. J. A* **47**, 81 (2011); *Eur. Phys. J. C* **54**, 231 (2008).
- [56] K. Azizi, and H. Sundu, *arXiv:1506.08440v1[hep-ph]* (2015).
- [57] S. Faller, and T. Mannel, *Phys. Lett. B* **750**, 653 (2015).
- [58] H. Y. Cheng, C. Y. Cheung, G. L. Lin et al., *Phys. Rev. D* 46, 5060 (1992).
- [59] H. Y. Cheng, e-print *arXiv:1508.07233v2[hep-ph]*, (2015).