

Don't Skype & Type!

Acoustic Eavesdropping in Voice-Over-IP

Alberto Compagno
Sapienza University of Rome
compagno@di.uniroma1.it

Daniele Lain
University of Padua
dlain@math.unipd.it

Mauro Conti
University of Padua
conti@math.unipd.it

Gene Tsudik
University of California, Irvine
gene.tsudik@uci.edu

ABSTRACT

Acoustic emanations of computer keyboards represent a serious privacy issue. As demonstrated in prior work, physical properties of keystroke sounds might reveal what a user is typing. However, previous attacks assumed relatively strong adversary models that are not very practical in many real-world settings. Such strong models assume: (i) adversary's physical proximity to the victim, (ii) precise profiling of the victim's typing style and keyboard, and/or (iii) significant amount of victim's typed information (and its corresponding sounds) available to the adversary.

This paper presents and explores a new keyboard acoustic eavesdropping attack that involves Voice-over-IP (VoIP), called *Skype & Type (S&T)*, while avoiding prior strong adversary assumptions. This work is motivated by the simple observation that people often engage in secondary activities (including typing) while participating in VoIP calls. As expected, VoIP software acquires and faithfully transmits all sounds, including emanations of pressed keystrokes, which can include passwords and other sensitive information. We show that one very popular VoIP software (Skype) conveys enough audio information to reconstruct the victim's input – keystrokes typed on the remote keyboard. Our results demonstrate that, given some knowledge on the victim's typing style and keyboard model, the attacker attains top-5 accuracy of 91.7% in guessing a random key pressed by the victim.

Furthermore, we demonstrate that *S&T* is robust to various VoIP issues (e.g., Internet bandwidth fluctuations and presence of voice over keystrokes), thus confirming feasibility of this attack. Finally, it applies to other popular VoIP software, such as Google Hangouts.

1. INTRODUCTION

Electronic devices are some of the most personal objects in many people's lives. We use them to store and manage pri-

vate and sensitive information, such as photos, passwords, and messages. Protecting such sensitive data by encryption is a common approach to prevent unauthorized access and disclosure. However, there is no protection if data is leaked before encryption. In fact, eavesdropping on physical signals, such as acoustic or electromagnetic emanations, is one way to recover either: (1) clear-text data before encryption, e.g., during its input or visualization, or (2) encryption keys, e.g., during data encryption and decryption. Indeed, the history of eavesdropping on physical signals dates back to 1943, when a Bell engineer discovered that an oscilloscope can retrieve the plain-text from electromagnetic emanations of a Bell Telephone model 131-B2 – a mixing device used by the US Army to encrypt communications [9].

A common target for physical eavesdropping attacks are I/O peripherals, such as keyboards, mice, touch-screens and printers. Examples of prior physical eavesdropping attacks include: electromagnetic emanations of keyboards [27], videos of users typing on a keyboard [4] or a touch-screen [25], and keyboard acoustic emanations [3]. The research community invested a lot of effort into studying keyboard acoustic emanations and demonstrated that it is a very serious privacy issue. A successful acoustic side-channel attack allows an adversary to learn what a victim is typing, based on the sound produced by keystrokes. Typically, sounds are recorded either directly, using microphones [3, 11, 12, 5, 32, 15, 28, 31, 19], or by exploiting various sensors (e.g., accelerometers [18, 30]) to re-construct the same acoustic information. Once collected, the audio stream is typically analyzed using techniques, such as supervised [3, 11, 12, 19] and unsupervised [32, 5] machine learning, or triangulation [15, 28, 31]. The final result is a full or partial reconstruction of the victim's input.

It appears that all previous attacks require a compromised (i.e., controlled by the adversary) microphone near the victim's keyboard [3, 11, 12, 19, 5, 15, 28, 31]. We believe that this requirement limits applicability of such attacks, thus reducing their real-world feasibility. Although universal popularity of smartphones might ease placement of a compromised microphone (e.g., the one in the attacker's smartphone) close to the victim, the adversary still needs to either physically position and/or control it. Moreover, some previous approaches are even more restrictive, requiring: (i) lots of training information to cluster [5], thus necessitating long-term collection of keystroke sounds, or (ii) precise profiling of the victim's typing style and keyboard [3, 11, 12, 19].

In this paper, we present and explore a new keyboard acoustic eavesdropping attack that: (1) does not require the adversary to control a microphone near the victim, and (2) works with a limited amount of keystroke data. We call it *Skype & Type attack*, or *S&T attack* for short¹. As a basis for this attack, we exploit Voice-over-IP (VoIP), one of the most popular and pervasive voice communication technologies used by great multitudes of people throughout the world. We premise our work on a very simple observation and a hypothesis:

People involved in VoIP calls often engage in secondary activities, such as: writing email, contributing their “wisdom” to social networks, reading news, watching videos, and even writing research papers. Many of these activities involve using the keyboard (e.g., entering a password). VoIP software automatically acquires all acoustic emanations, including those of the keyboard, and transmits them to all other parties involved in the call. If one of these parties is malicious, it can determine what the user typed based on keystroke sounds.

We believe this work is both timely and important, especially, due to growing pervasiveness of VoIP software².

Thus, remote keyboard acoustic eavesdropping attacks, if shown to be realistic, should concern every VoIP user. Prior studies [3, 11, 12, 19, 5, 15, 28, 31] have not considered either the setting of our attack, or the features of VoIP software. In particular, VoIP software performs a number of transformations on the sound before transmitting it over the Internet, e.g., downsample, approximation, compression, and disruption of the stereo information by mixing the sound into a single channel. Such transformations have not been considered in the past. In fact, for some prior results, these transformations conflict with the assumptions, e.g., [15, 28, 31] require stereo information for the recorded audio stream. Therefore, conclusions from these results are largely inapplicable to *S&T attack*.

Expected Contributions:

- We demonstrate *S&T attack* based on (remote) keyboard acoustic eavesdropping over VoIP software, with the goal of recovering text typed by the user during a VoIP call with the attacker. *S&T attack* can also recover random text, such as randomly generated passwords or PINs. We take advantage of spectral features of keystroke sounds and analyze them using supervised machine learning algorithms.
- We evaluate *S&T attack* over a very popular VoIP software: **Skype**. We designed a set of attack scenarios that we consider to be more realistic than those used in prior results on keyboard acoustic eavesdropping. We show that *S&T attack* is highly accurate with minimal profiling of the victim’s typing style and keyboard. It remains quite accurate even if neither profiling is available to the adversary. Our results show that *S&T attack* is very feasible, and applicable to real-world settings under realistic assumptions. It allows the adversary to recover, with high accuracy, typed (English) text, and to greatly speed up brute-force cracking of random passwords. Moreover, pre-

liminary experiments with Google Hangouts indicate that it is likely susceptible to *S&T attack* as well.

- We show, via extensive experiments, that *S&T attack* is robust to VoIP-related issues, such as limited available bandwidth that degrades call quality, as well as human speech over keystroke sounds.
- Based on the insights from the design and evaluation phases of this work, we propose some tentative countermeasures to *S&T* and similar attacks that exploit spectral properties of keystroke sounds.

Organization. Section 2 overviews related literature and state-of-the-art on keyboard eavesdropping. Next, Section 3 describes the system model for our attack and various attack scenarios. Section 4, presents *S&T attack*. Then, Section 5 evaluates *S&T attack*, discusses our results, the impact of VoIP-specific issues, and exhibits practical applications of *S&T attack*. Finally, Section 6 proposes some potential countermeasures, Section 7 summarizes the paper and Section 8 overviews future work.

2. RELATED WORK

Eavesdropping on keyboard input is an active and popular area of research. This section begins by over-viewing attacks that rely strictly on acoustic emanations to recover the victim’s typed text and then summarizes results that study eavesdropping on other emanations, such as the WiFi signal, and surface vibrations.

However, there appears to be no prior research literature on taking advantage of acoustic emanations over the network, particularly over the Internet, to reconstruct keyboard input — which is instead the contribution of our work.

Attacks Using Sound Emanations. Research on keyboard acoustic eavesdropping started with the seminal paper of Asonov and Agrawal [3] who showed that, by training a neural network on a specific keyboard, good performance can be achieved in eavesdropping on the input to the same keyboard, or keyboards of the same model. This work also investigated the reasons for this attack and discovered that the plate beneath the keyboard (where the keys hit the sensors) has a drum-like behavior. This causes the sound produced by different keys to be slightly distinct. Subsequent efforts can be divided based on whether they use statistical properties of the sound spectrum or timing information.

Approaches that use statistical properties of the spectrum typically apply machine learning, both supervised [3, 11, 12, 19] and unsupervised [5, 32] versions.

Supervised learning techniques require many labeled samples and are highly dependent on: (1) the specific keyboard used for training [3], and (2) the typing style [11, 12]. Such techniques use Fast Fourier Transform (FFT) coefficients and neural networks to recover text that can also be random. Overall, supervised learning approaches yield very high accuracy. However, this comes at the price of strong assumptions on how the data is collected: obtaining labeled samples of the acoustic emanations of the victim on his keyboard can be difficult or unrealistic.

Unsupervised learning approaches can cluster together keys from sounds, or generate sets of constraints between different key-presses. It is feasible to cluster key sounds and assign labels to the clusters by using relative letter frequency of the input language [32]. It is also possible to generate sets of constraints from recorded sounds and select words from

¹For more information and source code, please visit the project webpage: <http://spritz.math.unipd.it/projects/dst/>

²In 2016, Skype reached 300 million active monthly users [20].

a dictionary that match these constraints [5]. Unsupervised learning techniques have the advantage that they do not require ground truth. However, they make strong assumptions on user input, such as obtaining many samples, i.e., emanations corresponding to a long text [32], or requiring the targets to be dictionary words [5]. They are less effective when keyboard input is random.

An alternative approach involves analyzing timing information. One convenient way to exploit timing information is using multiple microphones, such as the ones on mobile phones [15, 28, 31], and analyze the Time Difference of Arrival (TDoA) information to triangulate the position of the pressed key. Such techniques differ mostly in whether they require a training phase [28], and rely on one [15] or more [31] mobile phones.

Attacks Using Other Emanations. Another body of work focused on keyboard eavesdropping via non-acoustic side-channels.

Typing on a keyboard causes its electrical components to emit electromagnetic waves, and it is possible to collect such waves, to recover the original keystrokes [27]. Furthermore, typing causes vibrations of the surface under the keyboard. These vibrations can be collected by an accelerometer (e.g., of a smartphone) and analyzed to determine pressed keys [18].

Analyzing movements of the user’s hands and fingers on a keyboard represents another way of recovering input. This is possible by video-recording a typing user [4] or by using WiFi signal fluctuation on the user’s laptop [2].

3. SYSTEM AND THREAT MODELS

To identify precise attack scenarios, we begin by defining the system model that serves as the base for *S&T*. Section 3.1 describes our assumptions about the victim and the attacker, and then carefully defines the problem of remote keyboard acoustic eavesdropping. Section 3.2 then presents some realistic attack scenarios and discusses them in relation to the state-of-the-art.

3.1 System Model

The system model is depicted in Figure 1. We assume that the victim has a desktop or a laptop computer with a built-in or attached keyboard, i.e., **not** a smartphone or a tablet-like device. Hereafter, it is referred to as *target-device*. A genuine copy of some VoIP software is assumed to be installed on *target-device*; this software is not compromised in any way. Also, *target-device* is connected to the Internet and engaged in a VoIP call with at least one party who plays the role of the attacker.

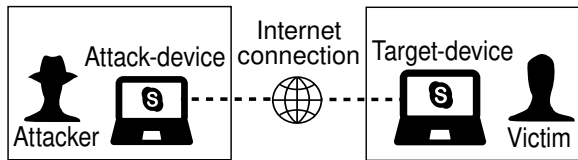


Figure 1: System model.

The attacker is a malicious user who aims to learn some private information about the victim. The attacker owns and fully controls a computer that we refer to as *attack-device*, which has a genuine (unmodified) version of the same VoIP software as *target-device*. The attacker uses *attack-device* to

receive and record the victim’s acoustic emanations using VoIP software. We assume that the attacker relies solely on information provided by VoIP software. In other words, *during the attack*, the attacker receives no additional acoustic information from the victim, besides what VoIP software transmits to *attack-device*.

3.2 Threat Model

S&T attack transpires as follows: during a VoIP call between the victim and the attacker, the former types something on *target-device*, e.g., a text of an email message or a password. We refer to this typed information as *target-text*. Typing *target-text* causes acoustic emanations from *target-device*’s keyboard, which are picked up by the *target-device*’s microphone and faithfully transmitted to *attack-device* by VoIP. The goal of the attacker is to learn *target-text* by taking advantage of these emanations.

We make the following assumptions:

- As mentioned above, the attacker has no real-time audio-related information beyond that provided by VoIP software. Acoustic information can be degraded by VoIP software by downsampling and mixing. In particular, without loss of generality, we assume that audio is converted into a single (mono) signal, as is actually the case with some VoIP software, such as Skype and Google Hangouts.
- If the victim discloses some keyboard acoustic emanations **together** with the corresponding plaintext – the actual pressed keys (called *ground truth*) — the volume of this information is small, on the order of a chat message or a short e-mail. We expect it to be no more than a few hundred characters.
- *target-text* is very short (e.g., ≈ 10 characters) and random, corresponding to an ideal password. This keeps *S&T attack* as general as possible, since dictionary words are a “special” case of random words, where optimization may be possible.

We now consider some realistic *S&T attack* scenarios. We describe them starting with the more generous setting where the attacker knows the victim’s typing style and keyboard model, proceeding to the more challenging one where the attacker has neither type of information.

1) COMPLETE PROFILING: In this scenario, the attacker knows some of the victim’s keyboard acoustic emanations on *target-device*, along with the ground truth for these emanations. This might happen if the victim unwittingly provides some text samples to the attacker during the VoIP call, e.g., sends chat messages, edits a shared document, or sends an email message³. We refer to such disclosed emanations as “*labeled data*”. To be realistic, the amount of labeled data should be limited to a few samples for each character.

We refer to this as *Complete Profiling* scenario, since the attacker has maximum information about the victim. It corresponds to attack scenarios used in prior supervised learning approaches [3, 11, 12, 19], with the difference that we collect acoustic emanations using VoIP software, while others collect emanations directly from microphones that are physically near *target-device*.

³Ground truth could also be collected offline, if the attacker happened to be near the victim, at some point before or after the actual attack. Note that this still does not require physical proximity between the attacker and the victim in *real time*.

2) **USER PROFILING**: In this scenario, we assume that the attacker does not have any labeled data from the victim on **target-device**. However, the attacker can collect training data of the victim while the victim is using the same type of device (including the keyboard) as **target-device**⁴. This can be achieved via social engineering techniques or with the help of an accomplice. We refer to this as *User Profiling* scenario, since, unable to profile **target-device**, the attacker profiles the victim’s typing style on the same device type.

3) **MODEL PROFILING**: This is the most challenging, though the most realistic, scenario. The attacker has absolutely no training data for the victim. The attacker and the victim are engaged in a VoIP call and information that the attacker obtains is limited to victim keyboard’s acoustic emanations.

The attacker’s initial goal is to determine what laptop the victim is using. To do so, we assume that the attacker maintains a database of sounds from previous attacks. If the attacker already profiled the model of the current victim’s **target-device**, it can use this information to mount the attack. We refer to this as *Model Profiling* scenario, since although the attacker can not profile the current victim, it can still profile a device of the same model as **target-device**.

4. SKYPE & TYPE ATTACK

This section provides a detailed description of *S&T attack*. Recall that all envisaged scenarios involve the attacker engaged in a VoIP call with the victim. During the call, the victim types something on **target-device**’s keyboard. *S&T attack* proceeds as described below and illustrated in Figure 2.

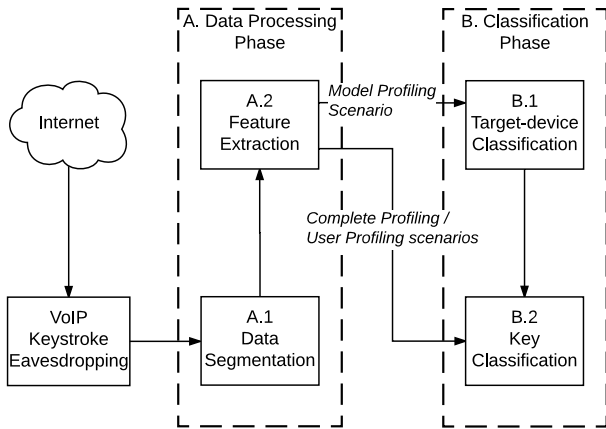


Figure 2: *S&T attack* steps.

First, the attacker receives and records acoustic emanations of **target-device**’s keyboard over VoIP. One way to do so is by channeling VoIP output to some local recording software. Then, the actual attack involves two phases: (i) data processing, and (ii) data classification. Each phase involves two steps:

1. Data processing includes data segmentation and feature extraction steps. They are performed in each of the three attack scenarios defined in Section 3.

⁴In case the **target-device** is a desktop, knowing the model of the desktop does not necessarily mean knowing the type of the keyboard. However, in mixed video/audio call the keyboard model might be visually determined, when the keyboard is placed in the visual range of the camera.

2. Data classification phase includes **target-device** classification and key classification steps. Their execution depends on the specific attack scenario:

- In *Complete Profiling* and *User Profiling* scenarios, the attacker already profiled the victim, either on **target-device** (*Complete Profiling*) or on a device of the same model (*User Profiling*). The attacker uses this data as a training set, and proceeds to classify **target-text**. This case is indicated in Figure 2 by the path where key classification follows feature extraction.
- In *Model Profiling* scenario, since the attacker has no knowledge of the victim’s typing style or **target-device**, it begins by trying to identify **target-device** by classifying its keyboard sounds. The attacker then proceeds to classify **target-text** by using correct training data. This case is indicated in Figure 2 by the path where **target-device** classification is the next step after feature extraction.

Next, we describe these two phases in more detail.

4.1 Data Processing Phase

The main goal in this phase is to extract meaningful features from acoustic information. The first step is *data segmentation* needed to isolate distinct keystroke sounds within the recording. Subsequently, using these sound samples, we build derived values (called features) that represent properties of acoustic information. This step is commonly referred to as *feature extraction*.

4.1.1 Data Segmentation

We perform data segmentation according to the following observation: the waveform of a keystroke sound presents two distinct peaks, shown in Figure 3. These two peaks correspond to the events of: (1) the finger pressing the key – *press* peak, and (2) the finger releasing the key – *release* peak. Similar to [3], we only use the press peak to segment the data and ignore the release peak. This is because the former is generally louder than the latter and is thus easier to isolate, even in very noisy scenarios.

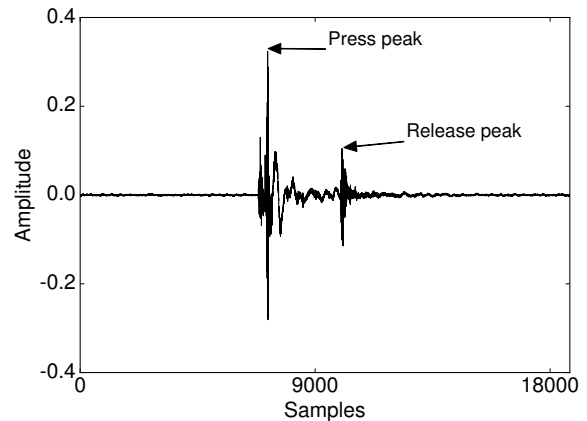


Figure 3: Waveform of the “A” key, recorded on an Apple Macbook Pro 13” laptop.

To perform automatic isolation of keystrokes, we set up a detection mechanism as follows: we first normalize the amplitude of the signal to have root mean square of 1. We

then sum up the FFT coefficients over small windows of 10ms, to obtain the energy of each window. We detect a press event when the energy of a window is above a certain threshold, which is a tunable parameter. We then extract the subsequent 100ms [5, 32] as the waveform of a given keystroke event. If sounds of pressed keys are very closely spaced, it is possible to extract a shorter waveform.

4.1.2 Feature Extraction

As features, we extract the mel-frequency cepstral coefficients (MFCC) [16]. These features capture statistical properties of the sound spectrum, which is the only information that we can use. Indeed, due to the mono acoustic information, it is impossible to set up an attack that requires stereo audio and uses TDoA, such as [15, 28, 31]. Among possible statistical properties of the sound spectrum – including: MFCC, FFT coefficients, and cepstral coefficients – we chose MFCC which yielded the best results. To select the most suitable property, we ran the following experiment:

Using a Logistic Regression classifier we classified a dataset with 10 samples for each of the 26 keys corresponding to the letters of the English alphabet, in a 10-fold cross-validation scheme. We then evaluated the accuracy of the classifier with various spectral features: FFT coefficients, cepstral coefficients, and MFCC.

We repeated this experiment with data from five users on a Macbook Pro laptop. Accuracy results were: 90.61% ($\pm 3.55\%$) for MFCC, 86.30% ($\pm 6.34\%$) for FFT coefficients, and 51% ($\pm 18.15\%$) for cepstral coefficients. This shows that MFCC offers the best features. For MFCC experiments we used parameters similar to those in [32]: a sliding window of 10ms with a step size of 2.5ms, 32 filters in the mel scale filterbank, and used the first 32 MFCC.

4.2 Classification Phase

In this phase, we apply a machine learning algorithm to features extracted in the Data Processing phase, in order to perform:

- Target-device classification using all keystroke sound emanations that the attacker received.
- Key classification of each single keyboard key of target-device, by using sound emanations of the keystrokes.

Each classification task is performed depending on the scenario. In *Complete Profiling* and *User Profiling* scenarios, the attacker already profiled the victim on target-device, or on a device of the same model, respectively. Then, the attacker loads correct training data and performs the key classification task, to understand target-text.

In contrast, in *Model Profiling* scenario, the attacker first performs target-device classification task, in order to identify the model. Next, the attacker loads correct training data, and proceeds to the key classification task.

The only viable machine learning approach for both the key and target-device classification tasks is a supervised learning technique. As discussed in Section 3.2, approaches that require lots of data to cluster, such as [5], are incompatible with our assumptions, because we might have only a small amount of both training and testing data. Moreover, potential randomness of target-text makes it impossible to realize constraint-based approaches, which would require target-text to be a meaningful word, as in [32].

4.2.1 Target-device Classification

We consider the task of target-device classification as a multiclass classification problem, where different classes correspond to different target-device models known to the attacker. More formally, we define the problem as follows:

We start with a number of samples $s \in S$, each represented by its feature vector \vec{s} , and generated by the same target-device l of model \tilde{l} , among a set \mathcal{L} of known target-device models. We want to know which target-device model generated the samples in S , by classifying every sample s , and then taking the mode of these predictions.

To perform this classification task, we use a k -nearest neighbors (k -NN) classifier with $k = 10$ neighbors, that outperformed other classifiers such as Random Forest and Logistic Regression in our preliminary experiments.

4.2.2 Key Classification

We consider key classification to be a multiclass classification problem, where different classes correspond to different keyboard keys. To evaluate the classifier’s quality we use *accuracy* and *top-n accuracy* measures. Given true values of k , accuracy is defined in the multiclass classification case as the fraction of correctly classified samples over all samples. Top-n accuracy is defined similarly. The sample is correctly classified if it is present among the top n guesses of the classifier.

To perform key classification, we use a Logistic Regression (LR) classifier, since it outperformed all others, including: Linear Discriminant Analysis (LDA), Support Vector Machines (SVM), Random Forest (RF), and k -nearest neighbors. We show this in an experiment which uses each candidate to classify a dataset of 10 samples, for each of the 26 keys corresponding to the letters of the English alphabet, in a 10-fold cross-validation scenario. We use MFCC as features, and, for each classifier, we optimize the hyperparameters with an extensive grid search.

Results are shown in Figure 4 which demonstrates that the best performing classifiers are LR and SVM. This is especially the case if the classifier is allowed to make a small number of predictions (between 1 and 5), which is more realistic in an eavesdropping setting. In particular, both LR and SVM exhibit around 90% top-1 accuracy, and over 98.9% top-5 accuracy. However, LR slightly outperforms SVM until top-4.

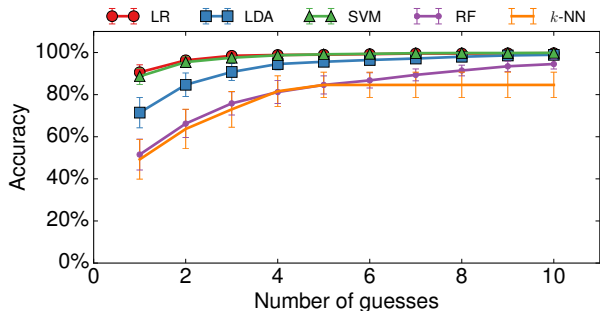


Figure 4: Average top-n accuracy of single key classification, as a function of the number of guesses, for each classifier.

5. EVALUATION

To assess feasibility of *S&T attack* we conducted a set of experiments that cover all previously described scenarios. We chose **Skype** as the underlying VoIP software. There are three reasons for this choice: (i) Skype is one of the most popular VoIP tools [20, 1, 22]; (ii) its codecs are used in Opus, an IETF standard [26], employed in many other VoIP applications, such as Google Hangouts and Teamspeak [21]; (iii) it reflects our general assumption about mono audio. Therefore, we believe Skype is representative of a wide range of VoIP software packages and its world-wide popularity makes it appealing for attackers. Even though our *S&T* evaluation is focused on Skype, preliminary results show that we could obtain similar results with other VoIP software, such as Google Hangouts.

We first describe experimental data collection in Section 5.1. Then, we discuss experimental results in Section 5.2. Next, Section 5.3) considers several issues in using VoIP and Skype to perform *S&T attack*, e.g., impact of bandwidth reduction on audio quality, and the likelihood of keystroke sounds overlapping with the victim’s voice. Finally, in Section 5.4, we report on *S&T attack* results in the context of two practical scenarios: understanding English words, and improving brute-force cracking of random passwords.

5.1 Data Collection

We collected data from five distinct users. For each user, the task was to press the keys corresponding to the English alphabet, sequentially from “A” to “Z”, and to repeat the sequence ten times, first by only using the right index finger (this is known as *Hunt and Peck* typing, referred to as *HP* from here on), and then by using all fingers of both hands (*Touch* typing) [12]. We believe that typing letters in the order of the English alphabet rather than, for example, typing English words, did not introduce bias. Typing the English alphabet in order is similar to typing random text, that *S&T attack* targets. Moreover, a fast touch typist usually takes around 80ms to type consecutive letters [7], and *S&T attack* works without any accuracy loss with samples shorter than this interval. In order to test correctness of this assumption, we ran a preliminary experiment as follows:

We recorded keystroke audio of a single user on a Macbook Pro laptop typing the English alphabet sequentially from “A” to “Z” via Touch typing. We then extracted the waveforms of the letters, as described in Section 4.1. However, instead of extracting 100ms of the waveform, we extracted 3ms [3], and from 10ms to 100ms at intervals of 10ms for each step. We then extracted MFCC and tested *S&T attack* in a 10-fold cross-validation scheme. Figure 5 shows top-5 accuracy of this preliminary experiment, for different lengths of the sound sample that we extracted.

We observe that, even with very short 20ms samples, *S&T attack* suffers minimal accuracy loss. Therefore, we believe that adjacent letters do not influence each other, since sound overlapping is very unlikely to occur.

Note that collecting only the sounds corresponding to letter keys, instead of those for the entire keyboard, does not affect our experiment. The “acoustic fingerprint” of every key is related to its position on the keyboard plate [3]. Therefore, all keys behave, and are detectable, in the same way [3].

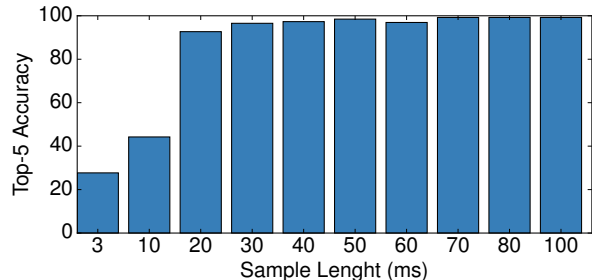


Figure 5: Top-5 accuracy of single key classification for different sample lengths.

Due to this property, we believe that considering only letters is sufficient to prove our point. Moreover, because of this property, it would be trivial to extend our approach to various keyboard layouts, by associating the keystroke sound with the position of the key, rather than the symbol of the key, and then mapping the positions to different keyboard layouts.

Every user ran the experiment on six laptops: (1) two Apple Macbooks Pro 13” mid 2014, (2) two Lenovo Thinkpads E540, and (3) two Toshiba Tecras M2. We selected these as being representative of many common modern laptop models: Macbook Pro is a very popular aluminium-case high-end laptop, Lenovo Thinkpad E540 is a 15” mid-priced laptop, and Toshiba Tecra M2 is an older laptop model, manufactured in 2004. All acoustic emanations of the laptop keyboards were recorded by the microphone of the laptop in use, with Audacity software v2.0.0. We recorded all data with a sampling frequency of 44.1kHz, and then saved it in WAV format, 32-bit PCM signed.

We then filtered the results by routing the recorded emanations through the Skype software, and recording the received emanations on a different computer (i.e., on the attacker’s side). To do so, we used two machines running Linux, with Skype v4.3.0.37, connected to a high-speed network. During the calls, there was no sensible data loss. We analyzed bandwidth requirements needed for data loss to occur, and the impact of bandwidth reduction, in Section 5.3.1.

At the end of data collection and processing phases, we obtained datasets for all the five users on all six laptops, with both the HP and Touch-typing styles. All datasets are both unfiltered, i.e., raw recordings from the laptop’s microphone, and filtered through Skype and recorded on the attacker’s machine. Each dataset consists of 260 samples, 10 for each of the 26 letters of the English alphabet. The number of users and of laptops we considered often exceeds related work on the topic [3, 11, 12, 19], where only a maximum of 3 keyboards were tested, and a single test user.

5.2 S&T Attack Evaluation

We evaluated *S&T attack* with all scenarios described in Section 3.2. We evaluated *Complete Profiling* scenario in detail, by analyzing performance of *S&T attack* separately for all three laptop models, two different typing styles, and VoIP filtered and unfiltered data. We consider this to be a favorable scenario for showing the accuracy of *S&T attack*. In particular, we evaluated performance by considering VoIP transformation, and various combinations of lap-

tops and typing styles. We then analyzed only the realistic combination of Touch typing data, filtered with Skype.

We evaluated $S\mathcal{E}T$ attack accuracy in recognizing single characters, according to the top- n accuracy, defined in [6], as mentioned in Section 4.2.2. As a baseline, we considered a random guess with accuracy $\frac{x}{l}$, where x is the number of guesses, and l is the size of the alphabet. Therefore, in our experimental setup, accuracy of the random guess is $\frac{x}{26}$, since we considered 26 letters of the English alphabet. Because of the need to eavesdrop on random text, we can not use “smarter” random guesses that, for example, take into account letter frequencies in a given language.

5.2.1 Complete Profiling Scenario

To evaluate the scenario where the victim disclosed some labeled data to the attacker, we proceeded as follows. We considered all datasets, one at a time, each consisting of 260 samples (10 for every letter), in a stratified 10-fold cross-validation scheme⁵. For every fold, we performed feature selection on training data using a Recursive Feature Elimination algorithm [10]. We calculated the classifier’s accuracy over each fold, and then computed the mean and standard deviation of accuracy values.

Figure 6 depicts results of the experiment on the realistic Touch typing, Skype-filtered data combination. We observe that $S\mathcal{E}T$ attack achieves its lowest performance on Lenovo laptops with top-1 accuracy of 59.8%, and a top-5 accuracy 83.5%. On Macbook Pro and Toshiba, we obtained a very high top-1 accuracy, 83.23% and 73.3% respectively, and a top-5 accuracy of 97.1% and 94.5%, respectively. We believe that these differences are due to variable quality of manufacturing, e.g., the keyboard of our particular Lenovo laptop model is made of cheap plastic materials.

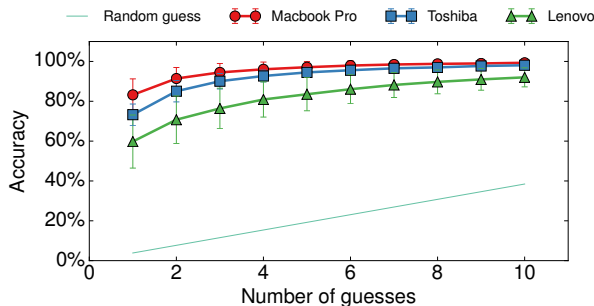


Figure 6: $S\mathcal{E}T$ attack performance – *Complete Profiling* scenario, Touch typing, Skype-filtered data, average accuracy.

Interestingly, we found that there is little difference between this data combination (that we consider the most unfavorable) and the others. In particular, we compared average accuracy of $S\mathcal{E}T$ attack on HP and Touch typing data, and found that the average difference in accuracy is 0.80%. Moreover, we compared the results of unfiltered data with Skype filtered data, and found that the average difference

⁵In a stratified k -fold cross-validation scheme, the dataset is split in k sub-samples of equal size, each having the same percentage of samples for every class as the complete dataset. One sub-sample is used as testing data, and the other $(k - 1)$ – as training data. The process is repeated k times, using each of the sub-samples as testing data.

in accuracy is a surprising 0.33%. This clearly shows that Skype does not reduce accuracy of $S\mathcal{E}T$ attack.

We also ran a smaller set of these experiments over Google Hangouts and observed the same tendency. This means that the keyboard acoustic eavesdropping attack is applicable to other VoIP software, not only Skype. It also makes this attack more credible as a real threat. We report these results in more detail in Appendix A.

From now on, we only focus on the most realistic combination – Touch typing and Skype filtered data. We consider this combination to be the most realistic, because $S\mathcal{E}T$ attack is conducted over Skype, and it is more common for users to type with the Touch typing style, rather than the HP typing style. We limit ourself to this combination to further understand real-world performance of $S\mathcal{E}T$ attack.

5.2.2 A More Realistic Small Training Set

As discussed in Section 3.2, one way to mount $S\mathcal{E}T$ attack in the *Complete Profiling* scenario is by exploiting data accidentally disclosed by the victim, e.g., via Skype instant-messaging with the attacker during the call. However, each dataset we collected includes 10 repetitions of every letter, from “A” to “Z”, 260 total. Though this is a reasonably low amount, it has unrealistic letter frequencies. We therefore trained the classifier with a small subset of training data that conforms to the letter frequency of the English language. To do this, we retained 10 samples of the most frequent letters according to the Oxford Dictionary [23]. Then, we randomly excluded samples of less frequent letters until only one sample for the least frequent letters was available. Ultimately, the subset contained 105 samples, that might correspond to a typical short chat message or a brief email. We then evaluated performance of the classifier trained with this subset, on a 10-fold cross-validation scheme. This random exclusion scheme was repeated 20 times for every fold. Results on Touch typing Skype filtered data are shown in Figure 7.

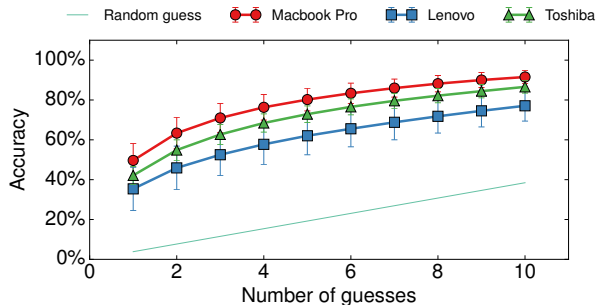


Figure 7: $S\mathcal{E}T$ attack performance – *Complete Profiling* scenario, average accuracy, on a small subset of 105 samples that respects the letter frequency of the English language.

We incurred an accuracy loss of around 30% on every laptop, mainly because the (less frequent) letters for which we have only a few examples in the training set are harder to classify. However, performance of the classifier is still good enough, even with such a very small training set, composed of 105 samples with realistic letter frequency. This further motivates the *Complete Profiling* scenario: the attacker can exploit even a few acoustic emanations that the victim discloses via a short message during a Skype call.

5.2.3 User Profiling Scenario

In this case, the attacker profiles the victim on a laptop of the same model of *target-device*. We selected the dataset of a particular user on one of the six laptops, and used it as our training set. Recall that it includes 260 samples, 10 for every letter. This training set modeled data that the attacker acquired, e.g., via social engineering techniques. We used the dataset of the same user on the other laptop of the same type, to model *target-device*. We conducted this experiment for all six laptops.

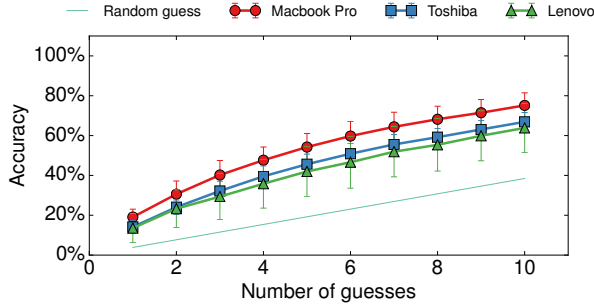


Figure 8: *S&T* attack performance – User Profiling scenario, average accuracy.

Results reflected in Figure 8 show that top-1 accuracy decreases to as low as 14% on Toshiba and Lenovo laptops, and to 19% on Macbook Pro. However, top-5 accuracy grows to 41.9%, 54%, and 45.6% on Lenovo, Macbook Pro, and Toshiba, respectively. This shows the utility of social engineering techniques used to obtain labeled data of the victim, even on a different laptop.

5.2.4 Model Profiling Scenario

We now evaluate the most unfavorable and the most realistic scenario where the attacker does not know anything about the victim. Conducting *S&T* attack in this scenario requires: (i) *target-device* classification, followed by (ii) key classification.

Target-device classification. The first step for the attacker is to determine whether *target-device* is a known model. We assume that the attacker collected a database of acoustic emanations from many keyboards.

When acoustic emanations from *target-device* are received, if the model of *target-device* is present in the database, the attacker can use this data to train the classifier. To evaluate this scenario, we completely excluded all records of one user and of one specific laptop of the original dataset. We did this to create a training set where both the victim’s typing style and the victim’s *target-device* are unknown to the attacker. We also added, to the training set, several devices, including 3 keyboards: Apple Pro, Logitech Internet, Logitech Y, as well as 2 laptops: Acer E15 and Sony Vaio Pro 2013.

We did this to show that a laptop is recognizable from its keyboard acoustic emanations among many different models. We evaluated the accuracy of k -NN classifier in identifying the correct laptop model, on the Touch typing and Skype filtered data combination. Results show quite high accuracy of 93%. This experiment confirms that an attacker can determine the victim’s device, by using acoustic emanations.

We now consider the case when the model of *target-device* is not in the database. The attacker must first determine that this is indeed so. This can be done using the confidence of the classifier. If *target-device* is in the database, most samples are classified correctly, i.e., they “vote” correctly. However, when *target-device* is not in the database, predicted labels for the samples are spread among known models. One way to assess whether this is the case is to calculate the difference between the mean and the most-voted labels. We observed that trying to classify an unknown laptop consistently leads to a lower value of this metric: 0.21 vs 0.45. The attacker can use such observations, and then attempt to obtain further information via social engineering techniques, e.g., laptop [13], microphone [8] or webcam [17] fingerprinting.

Key classification. Once the attacker learns *target-device*, it proceeds to determine keyboard input. However, it does not have any extra information about the victim that can be used to train the classifier. Nonetheless, the attacker can use, as a training set, data obtained from another user on a laptop of the same model as *target-device*.

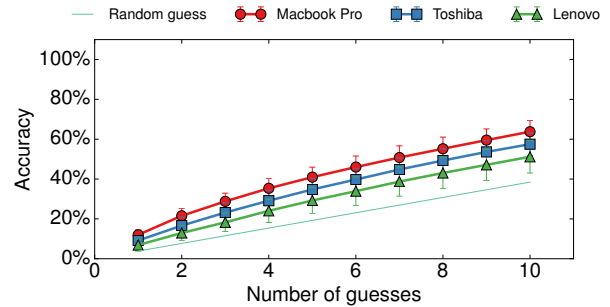


Figure 9: *S&T* attack performance – Model Profiling scenario, average accuracy.

Results of *S&T* attack in this scenario are shown in Figure 9. As expected, accuracy decreases with respect to previous scenarios. However, especially with Macbook Pro and Toshiba datasets, we still have an appreciable advantage from a random guess baseline. In particular, top-1 accuracy goes from a 178% improvement from the baseline random guess on Lenovo datasets, to a 312% improvement on Macbook Pro datasets. Top-5 accuracy goes from a 152% on Lenovo to a 213% on Macbook Pro.

To further improve these results, the attacker can use an alternative strategy to build the training set. Suppose that the attacker recorded multiple users on a laptop of the same model of the *target-device* and then combines them to form a “crowd” training set. We evaluated this scenario as follows:

We selected the dataset of one user on a given laptop, as a test set. We then created the training set by combining the data of other users of the same laptop model. We repeated this experiment, selecting every combination of user and laptop as a test set, and the corresponding other users and laptop as a training set. Results reported in Figure 10 show that overall accuracy grows by 6-10%, meaning that this technique further improves classifier’s detection rate. In particular, this increase in accuracy, from 185% to 412% (with respect to a baseline random guess) yields a greater improvement than the approach with a single user on the training set.

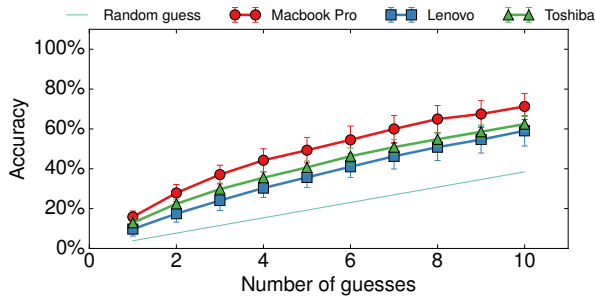


Figure 10: *S&T* attack performance – Model Profiling scenario with “crowd” training data, average accuracy.

Results show that *S&T* attack is still quite viable in a realistic VoIP scenario, with a target text which is both short and random. Moreover, this is possible with little to none specific training data of the victim, i.e., the attacker might even have *no prior knowledge* of the victim.

5.3 VoIP-specific Issues

To conclude the experimental evaluation, we further analyze the impact of issues that stem from using VoIP to perform *S&T* attack. Using VoIP as the attack medium poses additional challenges to the attacker, such as possible presence of speech on top of the keystroke sounds. Also, we need to investigate to what extent (if any) technical features of the SILK codec [26] degrade performance of *S&T* attack. For example, this codec reduces audible bandwidth whenever available Internet bandwidth is low; this operation degrades the sound spectrum.

We now analyze the impact of variable Internet bandwidth on *S&T* attack performance, and the impact of voice audio overlaying keyboard emanations, i.e., the victim talking while pressing keyboard keys.

5.3.1 Impact of Fluctuating Bandwidth

In the experimental setup, both VoIP end-points were connected to a high-speed network. However, a realistic call might go over slower or more error-prone network links. Therefore, we performed a number of sample Skype calls between the two end-points while monitoring network load of the transmitter (i.e., the one producing emanations).

We experimented as follows: we filtered all data recorded on one Macbook Pro laptop by all the users with the HP typing style using Skype, together with a five minutes sample of the *Harvard Sentences*, commonly used to evaluate the quality of VoIP applications [24]. We initially let the Skype software use the full bandwidth available, and we measured that the software used an average of 70 Kbit/s without any noticeable packet loss. We subsequently limited the bandwidth of the transmitting machine at 60 Kbit/s, 50 Kbit/s, 40 Kbit/s, 30 Kbit/s, respectively, 20 Kbit/s. We observed that, with values below 20 Kbit/s, the quality of the call is compromised, because of frequent disconnections. *S&T* attack with such a small bandwidth is therefore not possible, and we argue that real users suffering this degradation of service would anyway not be willing neither able to continue the Skype call. Therefore, we believe the bandwidths we selected are representative of all the conditions on which

we find the Skype software is able to operate. We then evaluated both the accuracy of *S&T* attack, and the quality of the call by using the voice recognition software CMU Sphinx v5 [14] on the Harvard Sentences. We show the results in Figure 11.

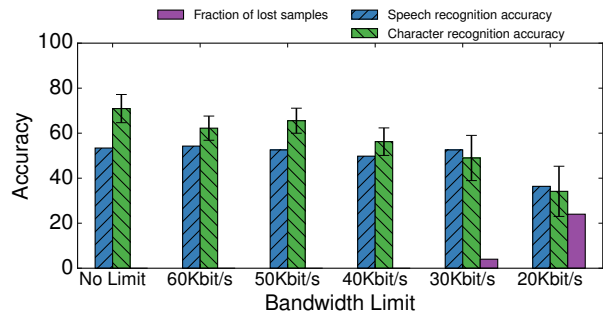


Figure 11: Voice recognition and *S&T* attack accuracy, on data acquired through Skype with different connection bandwidths.

From Figure 11, we can see that, while there is no change to the accuracy of the voice recognition software until the 20 Kbit/s threshold, the classifier suffers a noticeable loss at and under 40 Kbit/s. This analysis shows that aggressive downsampling, and communication errors, can greatly hinder the accuracy of the attacker on the eavesdropping task, and that a loss of the order of 20% is to be expected if the connection speed is very low. We also observe that, at 20 Kbit/s, even if the Skype call is working, many samples of both the speech and keyboard sounds are lost or irreparably damaged due to the small bandwidth, and the final quality of the call might be undesirable for the user. However, it is realistic to assume Skype to be always working at the best possible quality or almost at the best possible quality, since 70-50Kbit/s are bandwidths that are small enough to be almost guaranteed.

5.3.2 The Impact Of Voice

In the experiments we described so far, we did not consider that the victim can possibly be talking while he types the target text. However, in a VoIP call, this can happen frequently, as it is probable that the victim is talking while he types something on the keyboard of his target-device. We evaluated the impact of this scenario as follows: we considered all the data of one user on the Macbook Pro laptop, consisting of 260 samples, 10 for every class, in a 10-fold cross-validation scheme. For every fold, we performed feature selection on the train data with a Recursive Feature Elimination algorithm, and we then overlapped the test data with a random part of a recording of some Harvard Sentences with the pauses stripped out (so that the recording always has some voice in it). To account for the random overlap, we repeated the process 10 times, to have the keystroke sound overlap different random phonemes. We then evaluated the mean and standard deviation of the accuracy of the classifier.

We repeated the described experiment with different relative intensities of the voice against the intensity of the sound of the keystrokes. We started at -20dB, meaning that the keystrokes are 20dB louder than the voice of the speaker, and evaluated progressive steps of 5dB, until we had the

voice of the speaker 20dB louder than the keystrokes. We performed this scheme on the data for all users on the MacBook Pro laptop, with Touch typing and data filtered with Skype. We show the results in Figure 12.

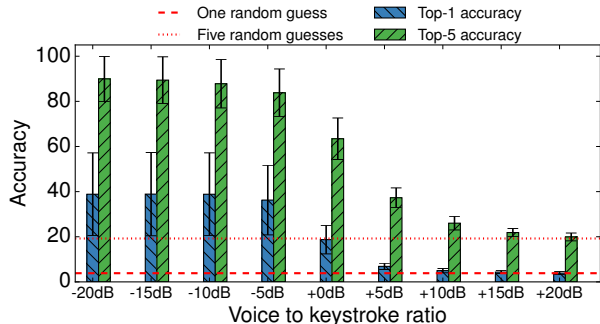


Figure 12: $S\&T$ attack performance – average accuracy, overlap of keystroke sounds and voice, at different relative intensity.

We observe that, from -20dB until 0dB , $S\&T$ attack does not suffer almost any performance loss, and then the accuracy rapidly decreases, until it reaches the random guess baseline at $+20\text{dB}$. We explain both the positive and the negative results with the phenomenon of auditory masking [29], where only the most powerful tone among all the tones at a given frequency is audible. In our case, the greater the difference between the intensity of the sound of the keystroke and of the voice, the more only the frequencies of the louder sound will be audible. However, it is realistic to assume that the speaker will talk at a reasonable volume during the Skype call. Given that the keystrokes are very loud when recorded from a laptop microphone (sometimes almost peaking the headroom of the microphone), it is unlikely that the victim will talk more than 5dB louder than a keystroke sound. These results therefore show that the victim speaking does not prevent the attacker to perform $S\&T$ attack.

5.4 S&T Practical Applications

We now consider two practical applications of the results of $S\&T$ attack: understanding words, and cracking random passwords. In particular, if the victim is typing English words, we analyze how $S\&T$ can help understanding such words. If the victim is typing a random password, we show how $S\&T$ attack can greatly reduce the average number of trials required in order to crack it, via a brute force attack. In the following, we report the results of these practical applications on the *Complete Profiling* scenario, and on the *Model Profiling* scenario.

5.4.1 Word Recognition

To evaluate how $S\&T$ helps understanding the words that the victim typed, we proceeded as follows. We drew a number of random words from an English dictionary; we call such words *actual words*. For each *actual word*, we reconstructed its typing sound combining the sound samples of each letter in the actual word. We used the sound sample of the letters we collected in Section 5.1. We then performed $S\&T$ attack, to obtain the top-5 predictions for each letter of the actual word, and we created a set of *guessed words* with the

predicted letters. We then calculated the error between the *actual word* and the most probable *guessed word*, i.e., Hamming distance / length of the word. We tested 1000 random words for each of the datasets. On the *Complete Profiling* scenario, we obtain an average error of 9.26% characters for each word ($\pm 8.25\%$), that goes down to 2.65% ($\pm 5.90\%$) using a simple spell checker, who is able to correct most of the errors. We find this trend independent of the word length. On the *Model Profiling* scenario, we obtain an average error of 60.79% characters ($\pm 9.80\%$), down to 57.76% (± 11.50) using spell checking techniques. These results are indicative of the possible applications of $S\&T$ attack, and can be greatly increased with the use of more powerful spell checking techniques, Natural Language Processing techniques, and crowd-sourced approaches (e.g., Google Instant).

5.4.2 Password Recognition

Secure passwords that prevent dictionary attacks are random combinations of alphanumeric characters. In order to understand how $S\&T$ attack helps in cracking such random passwords, we analytically study the speed-up of an improved brute-force scheme that takes advantage of our results. In particular, the scheme is as follows: given the x guesses of $S\&T$ for each of the n characters of the target password, we first consider all the x^n combinations of such characters. We then assume that the set of x guesses of the first character was wrong, and subsequently consider all the other characters. When we finish considering that one set of guesses was wrong, we consider all the combinations of two wrong guesses (i.e., first and second sets of guesses were wrong, first and third sets were wrong, up to the seventh and eighth sets). We repeat this scheme until we finally try the combinations where the classifier was always wrong. This brute-force scheme leverages the probability of success of $S\&T$ to minimize, on average, the required time to crack a password. If we consider a target password of 10 lower-case characters of the English alphabet, a regular brute-force scheme requires requires $\frac{(26)^{10}}{2} = 8.39 \cdot 10^{13}$ guesses to have 50% probability. On the *Complete Profiling* scenario, that we recall has an average top-5 accuracy of more than 90%, we only need $9.76 \cdot 10^9$ tries to have 50% probability. This corresponds to a very high average speedup of 10^7 , and an entropy reduction of more than 50%. On the *Model Profiling* scenario, where we have a top-5 accuracy around 40%, we need $7.79 \cdot 10^{12}$ tries to reach 50% probability of cracking the password, which is still one order of magnitude better than plain brute-force attacks, on average. There is similar tendency if the attack guesses ten characters for every character of the password.

6. POSSIBLE COUNTERMEASURES

In this section, we present and discuss some potential countermeasures and analyze their efficacy in preventing $S\&T$ and other attacks that use statistical properties of the sound spectrum.

One simple countermeasure is a short “ducking” effect, a technique that drastically lowers microphone volume and overlaps it with a different sound, whenever a keystroke is detected. However, this approach can degrade voice call quality. Ideally, an effective countermeasure should be minimally intrusive and affect only keystroke sounds.

A less intrusive countermeasure that might work against all techniques that use sound spectrum information, is to perform short random transformations to the sound whenever a keystroke is detected. One intuitive way to do this is to apply a random multi-band equalizer over a number of small frequency bands of the spectrum. This allows us to modify the intensity of specific frequency ranges, called “bands”. Each band should be selected at random and its intensity should be modified by a small random amount, thus effectively changing the sound spectrum. This approach should allow the speaker’s voice to remain intelligible.

To show the efficacy of this countermeasure, we ran the following experiment: we considered all data recorded on the Macbook Pro laptop, one user at a time, in a 10-fold cross-validation scheme. For every fold, we applied a multiband equalizer with 100 bands to the test data only, where each band has a random center between 100 Hz and 3000 Hz, a very high resonance Q of 50, and a random gain between -5dB and +5dB. We then tried to classify these samples using both MFCC and FFT features, in order to see if such countermeasures are effective even against different spectral features. Results in Figure 13 show $S\mathcal{E}T$ accuracy, with and without the countermeasure, for MFCC and FFT features.

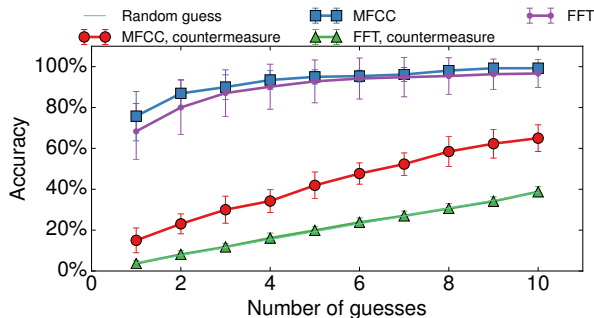


Figure 13: Average accuracy of single key classification against a random equalization countermeasure.

The proposed countermeasure successfully disrupts FFT coefficients, such as those used in [3, 11, 12, 19], by reducing the accuracy of $S\mathcal{E}T$ to the baseline random guess. For MFCC features, although the countermeasure still manages to reduce the accuracy by 50%, on average, the features remain partly robust to this tampering.

A more simplistic approach is to use software or emulated keyboards, i.e., those that appear on the screen and are operated by the mouse. Similarly trivial ideas include: (1) activating a mute button before typing, or (2) not to type at all whenever engaged in a VoIP call.

7. CONCLUSIONS

This paper demonstrated a highly accurate VoIP-based remote keyboard acoustic eavesdropping attack. We first described a number of practical attack scenarios, using VoIP as a novel means to acquire acoustic information under realistic assumptions: random target text and very small training sets, in Section 3. Then, in Section 4 we demonstrated an attack with these assumptions in mind and carefully selected the tools to maximize its accuracy. In Section 5, we thoroughly evaluated $S\mathcal{E}T$ attack using Skype in several scenarios. Finally, we discussed some potential countermeasures

to $S\mathcal{E}T$ and other attacks that leverage spectral features of keyboard sounds, in Section 6.

We believe that this work, due to its real-world applicability, advances the state-of-the-art in acoustic eavesdropping attacks. $S\mathcal{E}T$ attack was shown to be both feasible and accurate over Skype, in all considered attack scenarios, with none or minimal profiling of the victim’s typing style and keyboard. In particular, it is accurate in the *Model Profiling* scenario, where the attacker profiles a laptop of the same model as the victim’s laptop, without any additional information about the victim. This allows the attacker to learn private information, such as sensitive text or passwords. We also took into account VoIP-specific issues – such as the impact of audible bandwidth reduction, and effects of human voice mixed with keystroke audio – and showed that $S\mathcal{E}T$ is robust with respect to both. Finally, we discussed some countermeasures and concluded that $S\mathcal{E}T$ is hard to mitigate.

8. FUTURE WORK

We believe that our choice of laptops and test users is a representative sample. The number of tested laptops was in line with related work, and the number of users was greater. (In fact, related work was based on collected data of only one user [3, 11, 12, 19]). However, it would be useful to run the experiments on more keyboard models (such as external keyboards with switches) and with more users. This would offer a more convincing demonstration that $S\mathcal{E}T$ works regardless of underlying equipment and typing styles. Another important direction is analyzing the impact of different microphones to collect both training and test data.

As far as the impact of the actual VoIP software, we focused on Skype – currently the most popular VoIP tool [20, 1, 22]. We consider it to be representative of other VoIP software, since its codecs are used in Opus (an IETF standard [26]) and employed in many VoIP applications, such as Google Hangouts and Teamspeak [21]. We believe that other VoIP software is probably vulnerable to $S\mathcal{E}T$ attack. We also ran some preliminary experiments with Google Hangouts and the results confirm this assertion. However, a more thorough assessment of other VoIP software is needed.

We also plan to improve the accuracy of $S\mathcal{E}T$ attack, especially when *target-text* is meaningful, (e.g., English text) by including Natural Language Processing (NLP) techniques or crowd-sourcing approaches. Finally, we intend to further explore $S\mathcal{E}T$ countermeasures, analyze real-time feasibility of random equalization in the presence of keystroke audio, evaluate its impact on user-perceived call quality, and improve its performance.

References

- [1] 2015: *Skype’s year in review*. URL: <http://blogs.skype.com/2015/12/17/2015-skypes-year-in-review/> (visited on 06/29/2016).
- [2] Kamran Ali et al. “Keystroke recognition using WiFi signals”. In: *ACM MobiCom*. 2015, pp. 90–102.
- [3] Dmitri Asonov and Rakesh Agrawal. “Keyboard acoustic emanations”. In: *IEEE S&P*. 2004, pp. 3–11.
- [4] Davide Balzarotti, Marco Cova, and Giovanni Vigna. “Clearshot: Eavesdropping on keyboard input from video”. In: *IEEE S&P*. 2008, pp. 170–183.

- [5] Yigael Berger, Avishai Wool, and Arie Yeredor. "Dictionary attacks using keyboard acoustic emanations". In: *ACM CCS*. 2006, pp. 245–254.
- [6] Stephen Boyd et al. "Accuracy at the top". In: *NIPS*. 2012, pp. 953–961.
- [7] Stuart Card, Thomas Moran, and Allen Newell. "The keystroke-level model for user performance time with interactive systems". In: *CACM* 7 (1980), pp. 396–410.
- [8] Anupam Das, Nikita Borisov, and Matthew Caesar. "Do you hear what I hear?: fingerprinting smart devices through embedded acoustic components". In: *ACM CCS*. 2014, pp. 441–452.
- [9] Jeffrey Friedman. "Tempest: A signal problem". In: *NSA Cryptologic Spectrum* (1972).
- [10] Isabelle Guyon et al. "Gene selection for cancer classification using support vector machines". In: *Machine Learning* 1-3 (2002), pp. 389–422.
- [11] Tzipora Halevi and Nitesh Saxena. "A closer look at keyboard acoustic emanations: random passwords, typing styles and decoding techniques". In: *ACM CCS*. 2012, pp. 89–90.
- [12] Tzipora Halevi and Nitesh Saxena. "Keyboard acoustic side channel attacks: exploring realistic and security-sensitive scenarios". In: *International Journal of Information Security* 5 (2015), pp. 443–456.
- [13] Tadayoshi Kohno, Andre Broido, and Kimberly Claffy. "Remote physical device fingerprinting". In: *IEEE TDSC* 2 (2005), pp. 93–108.
- [14] Paul Lamere et al. "The CMU SPHINX-4 speech recognition system". In: *IEEE ICASSP*. 2003, pp. 2–5.
- [15] Jian Liu et al. "Snooping keystrokes with mm-level audio ranging on a single phone". In: *ACM MobiCom*. 2015, pp. 142–154.
- [16] Beth Logan et al. "Mel Frequency Cepstral Coefficients for Music Modeling." In: *ISMIR*. 2000.
- [17] Jan Lukas, Jessica Fridrich, and Miroslav Goljan. "Digital camera identification from sensor pattern noise". In: *IEEE TIFS* 2 (2006), pp. 205–214.
- [18] Philip Marquardt et al. "(sp) iPhone: decoding vibrations from nearby keyboards using mobile phone accelerometers". In: *ACM CCS*. 2011, pp. 551–562.
- [19] Zdenek Martinasek, Vlastimil Clupek, and Krisztina Trasy. "Acoustic attack on keyboard using spectrogram and neural network". In: *TSP*. 2015, pp. 637–641.
- [20] *Microsoft BUILD 2016 Keynote*. URL: <https://channel9.msdn.com/Events/Build/2016/KEY01> (visited on 06/29/2016).
- [21] *Opus Codec Support*. URL: <https://wiki.xiph.org/OpusSupport> (visited on 07/19/2016).
- [22] *Over 1 billion Skype mobile downloads*. URL: <http://blogs.skype.com/2016/04/28/over-1-billion-skype-mobile-downloads-thank-you/> (visited on 06/29/2016).
- [23] *Oxford Dictionary - Which letters in the alphabet are used most often*. URL: <http://www.oxforddictionaries.com/words/which-letters-are-used-most> (visited on 06/29/2016).
- [24] EH Rothausser et al. "IEEE recommended practice for speech quality measurements". In: *IEEE Transactions on Audio and Electroacoustics* 3 (1969), pp. 225–246.
- [25] Diksha Shukla et al. "Beware, your hands reveal your secrets!" In: *ACM CCS*. 2014, pp. 904–917.
- [26] Jean-Marc Valin, Koen Vos, and T Terriberry. "Definition of the Opus audio codec". In: *IETF, September* (2012).
- [27] Martin Vuagnoux and Sylvain Pasini. "Compromising Electromagnetic Emanations of Wired and Wireless Keyboards." In: *USENIX Security*. 2009, pp. 1–16.
- [28] Junjue Wang et al. "Ubiquitous keyboard for small mobile devices: harnessing multipath fading for fine-grained keystroke localization". In: *ACM MobiSys*. 2014, pp. 14–27.
- [29] RL Wegel and CE Lane. "The auditory masking of one pure tone by another and its probable relation to the dynamics of the inner ear". In: *Physical Review* 2 (1924), p. 266.
- [30] Teng Wei et al. "Acoustic eavesdropping through wireless vibrometry". In: *ACM MobiCom*. 2015, pp. 130–141.
- [31] Tong Zhu et al. "Context-free attacks using keyboard acoustic emanations". In: *ACM CCS*. 2014, pp. 453–464.
- [32] Li Zhuang, Feng Zhou, and Doug Tygar. "Keyboard acoustic emanations revisited". In: *ACM TISSEC* 1 (2009), p. 3.

APPENDIX

We now analyze the accuracy of $S\mathcal{E}T$ attack in the context of the *Complete Profiling* scenario.

A. FURTHER DATA COMPARISONS

We compare HP and Touch typing data in Figures 14 and 15. Figure 14 shows $S\mathcal{E}T$ attack accuracy as a function of the number of guesses, and Figure 15 highlights top-1 and top-5 accuracies. We observe that $S\mathcal{E}T$ attack is as accurate with Touch as with HP typing data, within best 4 guesses. From the 5-th guess onwards, there is a slight advantage with HP typing data; however, the difference is very small – around 1.1% in the worst case.

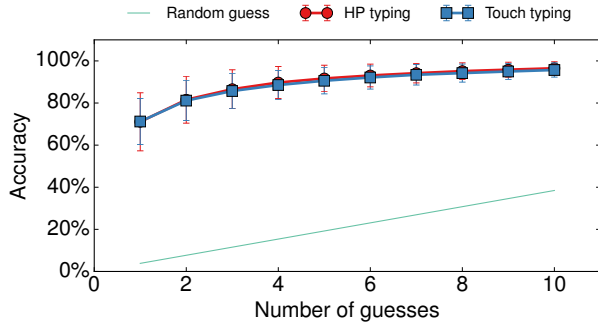


Figure 14: $S\mathcal{E}T$ attack performance – average accuracy of HP and Touch typing data.

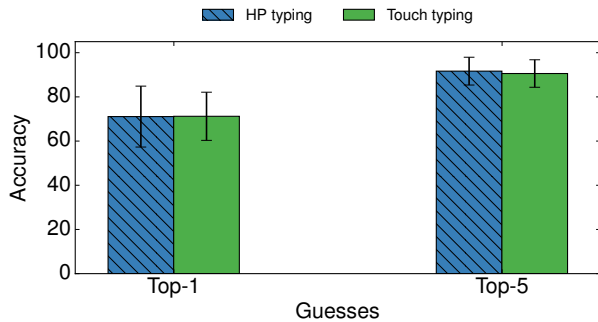


Figure 15: $S\mathcal{E}T$ attack performance – top-1 and top-5 accuracies of HP and Touch typing data.

Next, we compare the following data: unfiltered, Skype-filtered and Google Hangouts-filtered in figures 16 and 17. Figure 16 shows $S\mathcal{E}T$ attack accuracy as a function of the number of guesses, and Figure 17 highlights top-1 and top-5 accuracies. Once again, we observe that there is only a small difference in the accuracies between unfiltered and Skype-filtered data – around 1%. We see a slightly worse top-1 accuracy with Google Hangouts, with respect to unfiltered data. This difference of about 5% gets progressively smaller, and, at top-5, there is no difference between unfiltered and Google Hangouts-filtered data.

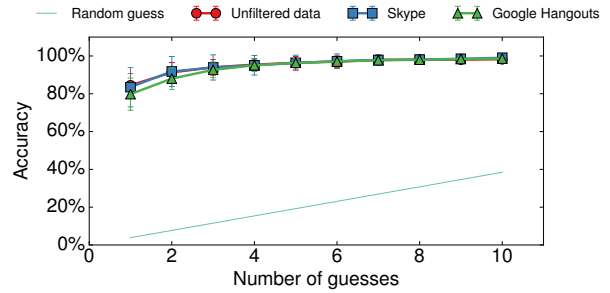


Figure 16: $S\mathcal{E}T$ attack performance – average accuracy of unfiltered, Skype-filtered and Google Hangouts-filtered data.

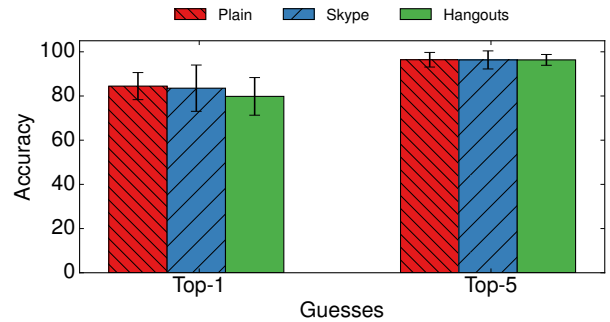


Figure 17: $S\mathcal{E}T$ attack performance – top-1 and top-5 accuracies of unfiltered, Skype-filtered and Google Hangouts-filtered data.