

Solving polynomial systems via homotopy continuation and monodromy

Timothy Duff *
Georgia Tech

Cvetelina Hill *
Georgia Tech

Anders Jensen
Aarhus Universitet

Kisun Lee *
Georgia Tech

Anton Leykin *
Georgia Tech

Jeff Sommars
University of Illinois at Chicago

September 2, 2022

Abstract

We develop an algorithm to find all solutions of a generic system in a family of polynomial systems with parametric coefficients using numerical homotopy continuation and the action of the monodromy group. We argue that the expected number of homotopy paths that this algorithm needs to follow is roughly linear in the number of solutions. We demonstrate that our software implementation is competitive with the existing state-of-the-art methods implemented in other software packages.

Contents

1	Introduction	2
2	Background and overview	4
2.1	The monodromy action	4
2.2	Homotopy continuation	5
2.3	Graph of homotopies: main ideas	6
2.4	Graph of homotopies: examples	7
3	Algorithms and strategies	9
3.1	A naive dynamic strategy	9
3.2	Static graph strategies	9
3.2.1	Two static graph layouts	10
3.2.2	Stopping criterion if a solution count is known	11
3.2.3	Stopping criterion if no solution count is known	12
3.2.4	Edge selection strategy	12
3.3	An incremental dynamic graph strategy	13

*Research of TD, CH, KL, and AL is supported in part by NSF grant DMS-1151297.

4	Statistical analysis	13
4.1	The probability of a transitive action	14
4.2	Proof of a generalization of Dixon's theorem	15
5	Implementation	18
5.1	MonodromySolver: a Macaulay2 package	18
5.2	Certification	18
5.3	Solution count	19
6	Experiments	19
6.1	Sparse polynomial systems	19
6.1.1	Cyclic roots	19
6.1.2	Nash equilibria	21
6.2	Chemical reaction networks	21
6.3	Completion rate	22
6.4	Timings and comparison with other solvers	23
7	Generalizations	25
7.1	Numerical failures	25
7.2	Nonlinear families	25
7.3	Arbitrary parameter varieties	26
7.4	Monodromy/Galois group computation	26
7.5	Parallelization	27
7.6	Hybrid approaches	27

1 Introduction

Homotopy continuation has become a standard technique to find approximations of solutions of polynomial systems; there is an early popular text on the subject and its applications by Morgan [26]. It is a backbone of Numerical Algebraic Geometry, the area which classically addresses the questions of complex algebraic geometry through algorithms that employ numerical approximate computation; the chapter by Sommese, Verschelde, and Wampler [29, §8] is the earliest introduction and the book by Sommese and Wampler [30] is the primary reference in the area.

Families of polynomial systems with parametric coefficients play one of the central roles. Most homotopy continuation techniques could be viewed as going from a generic system in the family to a particular one, the process commonly referred to as *degeneration*, or going in the reverse direction, that may be called *deformation*, *undegeneration*, or *regeneration* depending on the literature. Knowing the solutions of a generic system one can use *coefficient-parameter homotopy* [30, §7] to get to the solution of a special one.

The main problem that we address here is how to solve a generic system in a family of systems

$$F_p = (f_p^{(1)}, \dots, f_p^{(N)}) = 0, \quad f_p^{(i)} \in \mathbb{C}[p][x], \quad i = 1, \dots, N,$$

with finitely many parameters p and n variables x . In the main body of the paper, we restrict our attention to *linear parametric* families of systems, which we define as systems with affine linear parametric coefficients such that for a generic x there exists p with $F_p(x) = 0$. Those restrictions are made for the sake of simplicity: we explain what modifications are needed to apply our approach in more general settings in §7.

Linear parametric systems already form a large class that, for instance, includes *sparse polynomial systems*, i.e. square systems ($n = N$) with a fixed monomial support for each equation and a distinct parameter for the coefficient of each monomial. *Polyhedral homotopy* methods for solving sparse systems stem from the BKK (Bernstein, Khovanskii, Kouchnirenko) bound [3]; the early work on algorithm development was done in [17, 32]. Polyhedral homotopies provide an optimal solution to sparse systems in the following sense: they are designed to follow exactly as many paths as the number of solutions of a generic system (the BKK bound).

The method that we propose is clearly not optimal in the above sense: the expected number of homotopy paths followed can be larger than the number of solutions, though *not significantly larger*. We also use linear segment homotopies that are *significantly simpler* and less expensive to follow in practice. Our current implementation shows it is competitive with the state-of-art implementations of polyhedral homotopies in PHCpack [31] and HOM4PS2 [19].

The idea of using the monodromy action induced by the fundamental group of the regular locus of the parameter space has been successfully employed throughout Numerical Algebraic Geometry. One of the main tools in the area, *numerical irreducible decomposition* can be efficiently implemented using the so-called *monodromy breakup* algorithm: the first paper on this is [27]. One parallel incarnation of the monodromy breakup algorithm is described in [23]: in fact, the main idea in that work is close in spirit to what we propose in this article. The idea to use monodromy to find solutions drives numerical implicitization [5] and appears in other works such as [6]. Computing monodromy groups numerically, as in [21] and [15], requires more computation than just finding solutions; however, one can approach that with the same methodology as we propose (see §7.4).

Our main contribution is a new algorithm to solve a generic system in a family of polynomial systems, analysis of its expected running time (i.e. the number of tracked paths), and its efficient implementation.

The structure of the paper is as follows. We give a brief overview of our method intermingled with some necessary preliminaries in §2. Our general algorithm depends on a choice of strategy; several possibilities are outlined in §3. Statistical analysis of the method is the topic of §4; the analysis of a simplified model gives us grounds to say that the number of paths tracked by our method is linear (with a small coefficient) as the number of solutions grows. The implementation is discussed in §5; special attention is given to the topic of *certification* of the completeness of the solution set. The results of our experiments on selected example families highlighting various practical computational aspects are in §6. Possible generalizations of our method and the future directions to explore are presented in §7.

2 Background and overview

Let $n \in \mathbb{N}$. We consider the complex linear space of square systems F_p , $p \in \mathbb{C}^m$, where the monomial support of $f_p^{(1)}, \dots, f_p^{(n)}$ in the variables $x = (x_1, \dots, x_n)$ is fixed and the coefficients vary. By a *base space* B we mean a parametrized linear variety of systems. We think of it as the image of an affine linear map $\varphi : p \mapsto F_p$ from a parameter space \mathbb{C}^m with coordinates $p = (p_1, \dots, p_m)$ to the space of systems.

We assume the structure of our family is such that the projection π from the *solution variety*

$$V = \{(F_p, x) \in B \times \mathbb{C}^n \mid F_p(x) = 0\}$$

to B gives is a *branched covering*, i.e., the fiber $\pi^{-1}(F_p)$ is finite of the same cardinality for a generic p .

The discriminant variety D in this context is the subset of the systems in the base space with nongeneric fibers and is also known as the *ramification locus* of π .

Our goal is to find the fiber of one generic system in our family.

Our method is to find one pair $(p_0, x_0) \in V$ and use the monodromy action of the fundamental group of $B \setminus D$ on the fiber $\pi^{-1}(F_{p_0})$ to find its points. We assume that this action is transitive, which is the case if and only if the solution variety V is irreducible. (If V happens to be reducible, we replace V with its unique *principal* irreducible component as explained in Remark 2.1.)

2.1 The monodromy action

We review briefly the basic facts concerning monodromy groups of branched coverings. With notation as before, fix a system $F_p \in B \setminus D$ and consider a (directed) loop τ without branch points based at F_p ; that is, a continuous path

$$\tau : [0, 1] \rightarrow B \setminus D$$

such that $\tau(0) = \tau(1) = F_p$. Suppose we are also given a point $x_i \in \pi^{-1}(F_p) := \{x_1, x_2, \dots, x_d\}$. Since π is a covering map, the pair (τ, x_i) corresponds to a unique *lifting* $\tilde{\tau}_i$, which is simply a path

$$\tilde{\tau}_i : [0, 1] \rightarrow V$$

such that (i) $\tilde{\tau}_i(0) = x_i$ and (ii) $\tilde{\tau}_i(1) = x_j$ for some $1 \leq j \leq d$.

Note that the reversal of τ and x_j lift to a reversal of $\tilde{\tau}_i$. Thus the loop τ induces a permutation of the set $\pi^{-1}(F_p)$. We have a group homomorphism

$$\tau : \pi_1(B \setminus D, F_p) \rightarrow S_d$$

whose domain is the usual fundamental group of $B \setminus D$ based at F_p . The image of τ is the *monodromy group* associated to $\pi^{-1}(F_p)$. The monodromy group acts on the fiber $\pi^{-1}(F_p)$ by permuting the solutions of F_p .

We have not used any algebraic properties so far; the construction above holds for an arbitrary covering with finitely many sheets. The monodromy

group is a transitive subgroup of S_d whenever the total space is connected. In our setting, since we are working over \mathbb{C} , this occurs precisely when $\overline{V \setminus \pi^{-1}(D)}$ is an irreducible variety.

Remark 2.1 For a linear family, we can show that there is a unique *principal (irreducible) component* of the solution variety V such that the restriction of the projection $(F_p, x) \mapsto x$ is dominant.

Indeed, let U be the locus of points $(F_p, x) \in \pi^{-1}(B \setminus D)$ such that

- the restriction of x -projection map is locally surjective, and
- the solution to the linear system of equations $F_p(x) = 0$ in p has the generic dimension.

Being locally surjective could be interpreted either in the sense of Zariski topology or as inducing surjection on the tangent spaces.

Then \overline{U} is the principal component we are looking for: it is irreducible, since it is a vector bundle over an irreducible variety.

In the rest of the paper, when we say **solution variety**, we mean the **principal component of the solution variety**.

In particular, for sparse systems restricting the attention to the principal component translates into looking for solutions only in the torus $(\mathbb{C}^*)^n$.

2.2 Homotopy continuation

Given two points p_1 and p_2 in the base space B , we may form the family of systems

$$H(t) = (1 - t)F_{p_1} + tF_{p_2}, \quad t \in [0, 1],$$

known as the *linear segment homotopy* between the two systems.

If p_1 and p_2 are sufficiently generic, for each $t \in [0, 1]$, we have $H(t)$ outside the real codimension 2 set D : consequently, each system $H(t)$ has a finite and equal number of solutions.

Remark 2.2 Note that γF_p for $\gamma \in \mathbb{C} \setminus \{0\}$ has the same solutions as F_p . Let us scale both ends of the homotopy: take a homotopy between $\gamma_1 F_{p_1}$ and $\gamma_2 F_{p_2}$ for generic γ_1 and γ_2 .

If the coefficients of F_p are homogeneous in p then

$$H'(t) = (1 - t)\gamma_1 F_{p_1} + t\gamma_2 F_{p_2} = F_{(1-t)\gamma_1 p_1 + t\gamma_2 p_2}$$

is a homotopy in the family matching solutions $\pi^{-1}(F_{p_1})$ and $\pi^{-1}(F_{p_2})$ with the matching potentially different from that given by $H(t)$.

Similarly, for an affine linear family, $F_p = F'_p + C$ where F'_p is homogeneous in p and C is a constant system, we have

$$H'(t) = (1 - t)\gamma_1 F_{p_1} + t\gamma_2 F_{p_2} = F'_{(1-t)\gamma_1 p_1 + t\gamma_2 p_2} + ((1 - t)\gamma_1 + t\gamma_2)C.$$

Dividing the above by $(1 - t)\gamma_1 + t\gamma_2$ we can write down another homotopy

$$H''(t) = F'_{\frac{(1-t)\gamma_1 p_1 + t\gamma_2 p_2}{(1-t)\gamma_1 + t\gamma_2}} + C = F_{\frac{(1-t)\gamma_1 p_1 + t\gamma_2 p_2}{(1-t)\gamma_1 + t\gamma_2}},$$

with the same homotopy paths as $H'(t)$ (due to genericity) and staying in B .

Assuming that the solutions for F_{p_1} are known, the homotopy continuation method will numerically track the solutions as t changes, to find the solutions of the square system F_{p_2} ; see [30]. In some situations the path in B may pass close to the ramification locus D and numerical issues must be considered.

Remark 2.3 If the family F_p is nonlinear in the parameters p , one has to take the *parameter linear segment homotopy* in the parameter space, i.e., $H(t) = F_{(1-t)p_1+tp_2}$, $t \in [0, 1]$. This does not change the overall construction; however the freedom to replace the systems F_{p_1} and F_{p_2} at the ends of the homotopy with their scalar multiples as in Remark 2.2 is lost.

2.3 Graph of homotopies: main ideas

To organize the discovery of new solutions we represent the set of homotopies by a finite (undirected) graph G . Any vertex v in $V(G)$ is associated to a point F_p in the base space. An edge connecting v_1 and v_2 in $V(G)$ is decorated with two complex numbers γ_1 and γ_2 and represents the linear homotopy connecting $\gamma_1 F_{p_1}$ and $\gamma_2 F_{p_2}$ along a line segment; see Remark 2.2. We assume that both the p_i and γ_i can be chosen such that the segments do not intersect the discriminant variety. Indeed, the set of choices where such intersections happen is a set of measure zero (see [30, Lemma 7.1.3]).

We allow multiple edges between two distinct vertices but no loops, since the latter induce trivial homotopies. For a graph G to be potentially useful in a monodromy computation, it must contain a cycle.

General ideas:

- for each vertex v_i , we maintain a subset of *known* points $Q_i \subset \pi^{-1}(F_{p_i})$;
- for each edge e between v_i and v_j , we record the two complex numbers γ_1 and γ_2 and we store and update the known (partial) correspondences between known points Q_i and Q_j ;
- we discover more known points and correspondences by tracking the homotopy for an edge e until a stopping criterion is satisfied, e.g., one of the fibers is known to be complete.
- we may obtain the initial “knowledge” as a *seed pair* (p_0, x_0) by picking $x_0 \in \mathbb{C}^n$ at random and choosing p_0 to be a generic solution of the linear system $F_p(x_0) = 0$.

Operations on the graph:

- For an edge $e = v_1 \xrightarrow{(\gamma_1, \gamma_2)} v_2$, consider the homotopy

$$H^{(e)} = (1-t)\gamma_1 F_{p_1} + t\gamma_2 F_{p_2}$$

where $(\gamma_1, \gamma_2) \in \mathbb{C}^2$ is the label of e .

- Take start points S_1 to be a subset of the set of known points Q_1 that do not have an established correspondence with points in Q_2 .

- Track S_1 along $H^{(e)}$ for $t \in [0, 1]$ to get $S_2 \subset \pi^{-1}(F_{p_2})$.
- Extend the known points for v_2 , that is $Q_2 := Q_2 \cup S_2$ and record the newly established correspondences.
- Add a new vertex corresponding to F_p for a generic $p \in B \setminus D$.
- Add a new edge $e = v_i \xleftrightarrow{(\gamma_1, \gamma_2)} v_j$ between two existing vertices using generic $\gamma_1, \gamma_2 \in \mathbb{C}$.

2.4 Graph of homotopies: examples

We demonstrate the idea of graphs of homotopies by giving two examples.

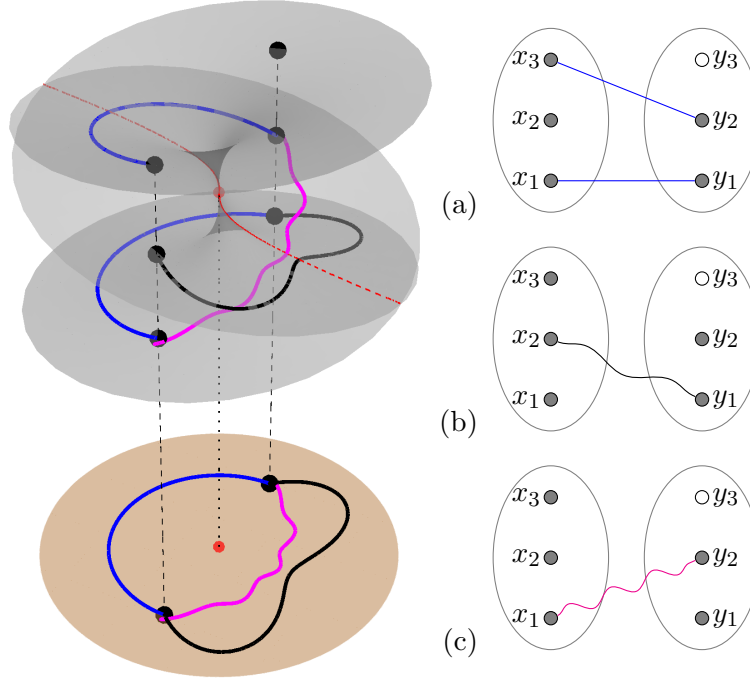


Figure 1: Selected liftings of 3 edges connecting the fibers of 2 vertices and induced correspondences.

Example 2.4 Figure 1 shows a graph G with 2 vertices and 3 edges embedded in the base space B with paths partially lifted to the solution variety, which is a covering space with 3 sheets. The two fibers $\{x_1, x_2, x_3\}$ and $\{y_1, y_2, y_3\}$ are connected by 3 partial correspondences induced by the liftings of three edge-paths.

Note that this illustration is not realistic in several aspects: (1) there is only one ramification point in the actual complex base space B that we would like the reader to imagine; (2) the visible self-intersections of the solution variety V are an artifact of drawing the picture in the real space; (3) in practice we

use homotopy paths as simple as possible: here the paths are far from being straight simply for the purpose of distinguishing them in print.

An algorithm that we envision may hypothetically execute the following steps:

- (1) *seed* the first fiber with x_1 ;
- (2) use a lifting of edge (a) to get y_1 from x_1 ;
- (3) use a lifting of edge (b) to get x_2 from y_1 ;
- (4) use a lifting of edge (c) to get y_2 from x_1 ;
- (5) use a lifting of edge (a) to get x_3 from y_2 .

Note that it is *not* necessary to complete the correspondences (a), (b), and (c) — that would require tracking 9 continuation paths — the hypothetical run above uses only 4 paths to find a fiber.

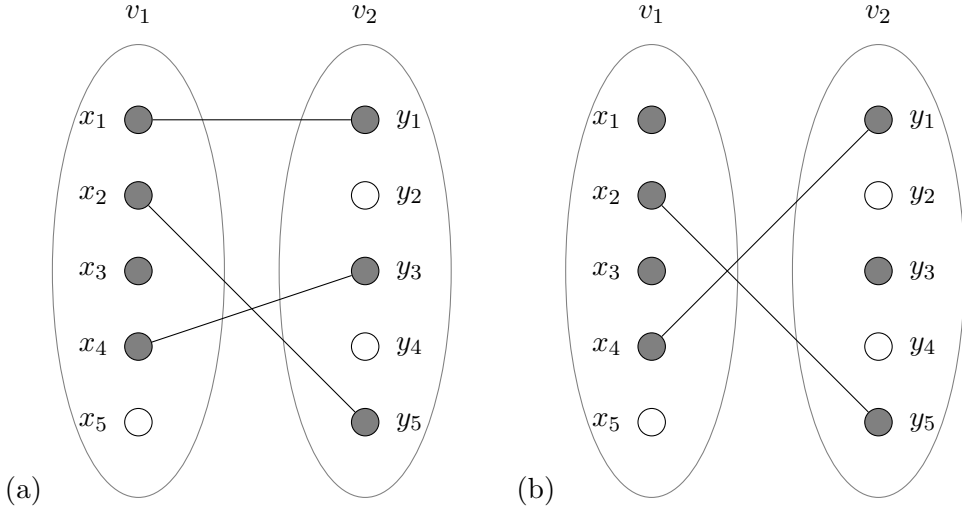


Figure 2: Two partial correspondences induced by edges e_a and e_b for the fibers of the covering map of degree $d = 5$ in Example 2.5.

Example 2.5 Figure 2 illustrates two partial correspondences associated to two edges e_a and e_b both connecting two vertices v_1 and v_2 in $V(G)$. Each vertex v_i stores the array of known points Q_i , the points of which are depicted in solid.

Both correspondences in the picture are subsets of a perfect matching (a one-to-one correspondence) established by a homotopy associated to the edge.

Note that taking the set of start points $S_1 = \{x_3\}$ and following the homotopy $H^{(e_a)}$ from left to right is *guaranteed* to discover a new point in the second fiber. On the other hand, it is impossible to obtain new knowledge by tracking $H^{(e_a)}$ from right to left.

Homotopy $H^{(e_b)}$ has a *potential* to discover new points if tracked in either direction. Indeed, $S_1 = \{x_1, x_3\}$ could be taken as start points for one direction

and $S_2 = \{y_3\}$ for the other. In this scenario, following the homotopy from left to right is guaranteed to produce at least one new point, while going the other way may either deliver a new point or just augment the correspondence between the already known points.

In the algorithm we are about to construct, we record and use correspondences; however they are viewed as a secondary kind of knowledge. In particular, in §3.2.4 we develop heuristics driven by edge potential functions which focus exclusively on discovering new points in the fibers.

Another side note: if the correspondences in both (a) and (b) are completed to one-to-one correspondences of the fibers, chaining the e_a (from left to right) with e_b (from right to left) would produce a permutation. However, the group generated by this permutation has to stabilize $\{x_2\}$ and, therefore, would not act transitively on the fiber of v_1 .

One could also easily imagine a completion such that, the given edges would not be sufficient to discover, for example, x_5 and y_4 .

3 Algorithms and strategies

The operations listed in Section 2.3 give a great deal of freedom in the discovery of solutions. However, not all strategies for applying them are equally efficient. We distinguish between *static* strategies, where the graph is fixed throughout the discovery process and *dynamic* strategies where vertices and edges may be added.

3.1 A naive dynamic strategy

An immediate strategy for populating the fiber $\pi^{-1}(F_{p_1})$ starting from a single element is to make random monodromy loops and track the single solution around to new elements in $\pi^{-1}(F_{p_1})$. If the induced permutation on $\pi^{-1}(F_{p_1})$ is uniformly distributed, so is the obtained solution in $\pi^{-1}(F_{p_1})$. If $\pi^{-1}(F_{p_1})$ is large, it is likely a different solution. However, it is possible that the found solution was already known. We repeat the process, tracking a single solution at a time, until all d elements of $\pi^{-1}(F_{p_1})$ have been found. Finding the expected number of iterations to discover the entire fiber is equivalent to solving the *coupon collector's problem*. The number equals $dl(d)$ where $l(d) := \frac{1}{1} + \frac{1}{2} + \dots + \frac{1}{d}$. The values of $l(d)$ can be regarded as lower and upper sums for two integrals of the function $x \mapsto x^{-1}$, leading to the bounds $\ln(d+1) \leq l(d) \leq \ln(d) + 1$.

An alternative, where all known points are taken along the edge simultaneously, has the advantage that two homotopy paths will not lead to the discovery of the same solution, and therefore chances of discovering new points of $\pi^{-1}(F_{p_1})$ are better.

3.2 Static graph strategies

It turns out to be an advantage to reuse the edges of the graph. In a static strategy the graph is fixed and we discover solutions according to the following algorithm.

Algorithm 3.1 (Static graph strategy) *Let the base space be given by a map $\varphi : p \mapsto F_p$.*

$(j, Q_j) = \text{monodromySolve}(G, Q', \text{stop})$

Input:

- A graph G with vertices decorated with p_i 's and edges decorated with pairs $(\gamma_1, \gamma_2) \in \mathbb{C}^2$.
- Subsets $Q'_i \subset \pi^{-1}(\varphi(p_i))$ for $i \in 1, \dots, |V(G)|$, not all empty.
- A stopping criterion **stop**.

Output: A vertex j in G and a subset Q_j of the fiber $\pi^{-1}(F_{p_j})$ with the property that Q_j cannot be extended by tracking homotopy paths represented by G .

$Q_i := Q'_i$ for $i \in 1, \dots, |V(G)|$.

while there exists an edge $e = (j, k)$ in G such that Q_j has points not yet tracked with $H^{(e)}$ **do**

Choose such an edge $e = (j, k)$.

Let $S \subset Q_j$ be a nonempty subset of the set of points not yet tracked with $H^{(e)}$.

Track the points S with $H^{(e)}$ to obtain elements $T \subset \pi^{-1}(\varphi(p_k)) \setminus Q_k$.

Let $Q_k := Q_k \cup T$.

if the criterion **stop** is satisfied (e.g., $|Q_k|$ equals a known solution count) **then**

return (k, Q_k)

end if

end while

Choose some vertex j and return (j, Q_j) .

The algorithm can be specialized in several ways. We may

- choose the graph G ,
- specify a stopping criterion **stop**,
- choose a strategy for picking the edge $e = (j, k)$.

We address the first choice in §3.2.1 by listing several graph layouts that can be used. Stopping criteria are discussed in §3.2.2 and §3.2.3, while strategies for selecting an edge are discussed in §3.2.4.

Remark 3.2 We notice that if the stopping criterion is never satisfied, the number of paths being tracked by Algorithm 3.1 is at most $d|E(G)|$, with $E(G)$ denoting the edge set of G and d being the number of solutions of a generic system.

3.2.1 Two static graph layouts

We present a couple of graph layouts to be used for the static strategy:

flower(s,t) The graph consists of a *central node* v_0 and s additional vertices (number of petals), each connected to v_0 by t edges.

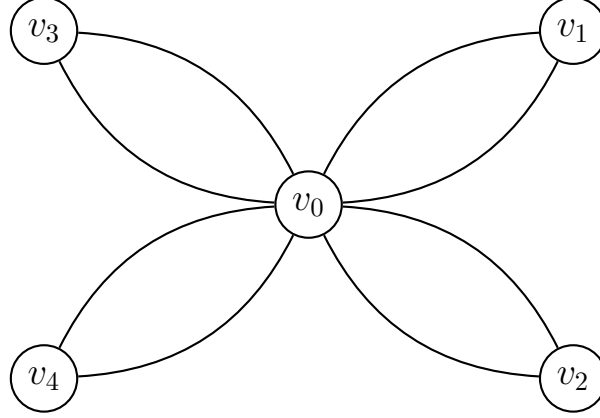


Figure 3: Sample graph for the **flower(4,2)** strategy with 4 petals.

completeGraph(s,t) The graph has s vertices. Every pair of vertices is connected by t edges.

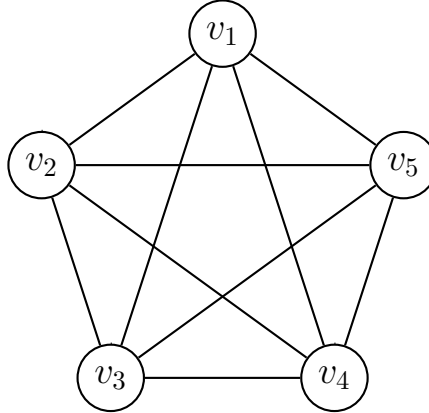


Figure 4: Sample graph for the **completeGraph(5,1)** strategy with 5 nodes.

3.2.2 Stopping criterion if a solution count is known

Suppose the cardinality of the fiber $\pi^{-1}(F_p)$ for a generic value of p — in other words, the number of solutions of a general system in the family F_p — is known. Then a natural stopping criterion for our algorithm is to terminate when the set on known solutions Q_i at any node i reaches that cardinality.

In particular, for a generic sparse system with fixed monomial support we can rely on this stopping criterion due to the BKK bound [3] that can be obtained by a *mixed volume* computation.

3.2.3 Stopping criterion if no solution count is known

For a *static* strategy one natural stopping criterion is *saturation* of the known solution correspondences along all edges. In this case, the algorithm simply can't derive any additional information.

It also makes sense to consider a heuristic stopping criterion based on *stabilization*; the algorithm terminates when no new points are discovered in a fixed number of iterations. This possibly avoids saturating correspondences unnecessarily: in particular, this could be useful if a static strategy algorithm is a part of the dynamic strategy of §3.3.

Remark 3.3 In certain cases it is possible to provide a stopping criterion using the *trace test* [28, 22]. This is particularly practical when there is an equation in the family $F_p(x) = 0$ that describes a generic hypersurface in the parameter space: e.g., an affine linear equation with indeterminate coefficients.

In full generality, one could restrict the parameter space to a generic line and, hence, restrict the solution variety to a curve. Now, thinking of $F_p(x) = 0$ as a system of equations bihomogeneous in p and x , one can use the multihomogeneous trace test [22, 14]. We note that the multihomogeneous trace test complexity depends on the degree of the solution variety that may be significantly higher than the degree d of the covering map, which is the measure of complexity for the main problem in our paper.

3.2.4 Edge selection strategy

We propose two methods for selecting the edge e in Algorithm 3.1. The default is to select an edge and direction at random. A more sophisticated method is to select an edge and a direction based on the potential of that selection to deliver new information. If $e = v_i \xrightarrow{(\gamma_1, \gamma_2)} v_j$ is an edge considered in the direction from v_i to v_j we let $S_i \subset Q_i$ and $S_j \subset Q_j$ be the subsets of (known) solutions unmatched along e . We have developed the two edge potential functions described below, assuming that S in Algorithm 3.1 is chosen to be maximal.

potentialLowerBound This potential is equal to the minimal number of new points guaranteed to be discovered by following a homotopy corresponding to the chosen edge e in the chosen direction. That is, it equals the difference $|S_i| - |S_j|$ between the numbers of known unmatched points (or 0 if this difference is negative).

potentialE This potential equals the expected number of new points obtained by tracking one point from the set S_i along e (or 0 if $S_i = \emptyset$). This equals the ratio $\frac{d - |Q_j|}{d - |Q_j| + |S_j|}$ of undiscovered points among all unmatched points.

Note that **potentialE** assumes we know the cardinality of the fiber, while **potentialLowerBound** does not depend on that piece of information.

In Example 2.5 these potentials take the values in Table 1.

	(a) \rightarrow	(a) \leftarrow	(b) \rightarrow	(b) \leftarrow
potentialLowerBound	1	0	1	0
potentialE	1	0	2/3	1/3

Table 1: Potentials in Figure 2.

3.3 An incremental dynamic graph strategy

One may consider a *dynamic* strategy that amounts to augmenting the graph once one of the above “static” criteria terminates Algorithm 3.1 for the current graph. One simple way to design a dynamic stopping criterion (we may call it *dynamic stabilization*) is to decide how augmentation is done and fix the number of augmentation steps that the algorithm is allowed to make without increasing the solution count.

A dynamic strategy which is simple to implement is one that starts with a small graph G and augments it if necessary:

Algorithm 3.4 (Dynamic graph strategy) *Let us make the same assumptions as in Algorithm 3.1.*

$(j, Q_j) = \text{dynamicMonodromySolve}(G, x_1, \text{stop}, \text{augment})$

Input:

- A graph G as in Algorithm 3.1.
- One seed solution $x_1 \in \pi^{-1}(\varphi(p_1))$.
- A stopping criterion **stop**.
- An augmenting procedure **augment**.

Output: A vertex j in G and a subset Q_j of the fiber $\pi^{-1}(F_{p_j})$.

$Q_1 := \{x_1\}$ and $Q_i = \emptyset$ for $i \in 2, \dots, |V(G)|$.

loop

$(j, Q_j) = \text{monodromySolve}(G, Q, \text{stop})$ {here Q_i are modified in-place (and passed to the next iteration)}

if **stop** (i.e., stopping criterion was satisfied) **then**

return (j, Q_j)

end if

$G := \text{augment}(G)$

end loop

We emphasize that the criteria described in this subsection and some of § 3.2.3 are *heuristic* and there is a lot of freedom in designing such. In §6.2 we (successfully) experiment with some examples, for which the solution count is generally not known, using a static stabilization criterion.

4 Statistical analysis

The (directed) cycles in the graph G starting and ending at a vertex v_1 give elements of the fundamental group $\pi_1(B \setminus D)$, which correspond to the elements

of the monodromy subgroup $M(G)$ of the monodromy group $M(\pi_1(B \setminus D))$. The latter, in turn, is a subgroup of S_d , where $d = |\pi^{-1}(F_{p_1})|$.

For example, if $G = \text{completeGraph}(2, j+1)$, then j cycles (produced by edges e_1 and e_2 , e_2 and e_3, \dots , e_j and e_{j+1}) suffice to generate $M(G)$. The minimal number j of cycles necessary to generate $M(G)$ in the general case is $\beta_1(G)$, the first Betti number of G as a topological space.

For the purposes of statistical analysis, we make simplifying assumptions:

- the monodromy group $M(\pi_1(B \setminus D))$ is S_d , the full symmetric group, and
- picking a random decorated graph G with $j = \beta_1(G)$ induces uniformly and independently distributed permutations $\sigma_1, \dots, \sigma_j \in S_d$ (with replacement) on the fiber $\pi^{-1}(F_{p_1})$.

4.1 The probability of a transitive action

Suppose the number of solutions d is known and $\text{stop}(d)$ denotes the corresponding stopping criterion. Our aim is to analyze the probability of Algorithm 3.1 producing the full solution set or, equivalently, the probability of

$$\text{dynamicMonodromySolve}(G, x_1, \text{stop}(d), \text{augment}),$$

stopping after at most j iterations, assuming that $\beta_1(G) = j$ at the j -th iteration.

Indeed the probability of $\langle \sigma_1, \dots, \sigma_j \rangle$ acting transitively equals $P[X_d \leq j]$ where X_d is the random variable

$$X_d = \inf\{j \in \mathbb{N} \mid \langle \sigma_1, \dots, \sigma_j \rangle \text{ is transitive} \}.$$

Clearly $\Pr[X_d = 0] = 0$ for $d > 1$, while $\Pr[X_d = 1]$ is proportional to the number of d -cycles in the monodromy group.

When the monodromy group is full symmetric, we can both compute and give asymptotic estimates for the distribution of X_d . The following theorem is a generalization of a result by Dixon, regarding the case $j = 2$. Our proof given in §4.2 follows the strategy of [7].

Theorem 4.1 *For $j \geq 2$, $\Pr[X_d \leq j] = 1 - d^{1-j} + R_j(d)$, where the error term R_j satisfies $|R_j(d)| = O(d^{-j})$ for d sufficiently large.*

Remark 4.2 As a corollary, one can deduce that the expected value of X_d is asymptotically finite and notice $\mathbb{E}[X_d] \rightarrow 2$ as $d \rightarrow \infty$. Moreover, the proof in §4.2 implies that $|R_j(d)| < Cd^{-j}$ with the constant C not depending on j . Therefore, $\Pr[X_d > j]$ decays exponentially with j .

In practical terms, this supports the observation that the probability of completion of Algorithm 3.1 approaches 1 very rapidly as the Betti number of the underlying graph grows slightly (see also Remark 6.1).

Remark 4.3 We point out that Babai [1] proved Dixon's conjecture stating that the subgroup of S_d generated two random permutations is S_d or A_d with probability $1 - d^{-1} + O(d^{-2})$.

This shows that other subgroups are rare in some sense, however, it is easy to construct families with a transitive monodromy group that is neither full symmetric nor alternating. Take, for example, $x_1^2 - c_1 = x_2^2 - c_2 = 0$ with irreducible solution variety and 4 solutions for generic choices of c_1 and c_2 . Tracking two solutions with the same x_1 coordinate, as c_1 and c_2 vary, the moving points on the tracked paths will continue to have equal projections to x_1 . The monodromy group is $\mathbb{Z}_2 \times \mathbb{Z}_2$.

We reiterate that generators for the monodromy group are seldom known *a priori*, computing them is likely to be prohibitively expensive, and the probability distribution with which our algorithm picks elements of the monodromy group is unknown (prohibitively hard to analyze).

4.2 Proof of a generalization of Dixon's theorem

Fix any integer $j \geq 2$. We wish to prove Theorem 4.1 by estimating the quantity

$$t_d = \Pr[\langle \sigma_1, \sigma_2, \dots, \sigma_j \rangle \text{ is transitive}],$$

where $\sigma_1, \dots, \sigma_j$ are independent and uniformly distributed on S_d . Suppose we partition the set $\{1, 2, \dots, d\}$ in such a way that there are k_i classes of size i for each $1 \leq i \leq d$. All such partitioning schemes are indexed by the set

$$K_d = \left\{ \vec{k} \in \mathbb{N}^d \mid \sum_i i k_i = d \right\}.$$

The number of partitions corresponding to each $\vec{k} \in K_d$ is $d! / (\prod_{i=1}^d (i!)^{k_i} \cdot k_i!)$. For each $\vec{k} \in K_d$, the partition given by the orbits of $\langle \sigma_1, \dots, \sigma_j \rangle$ is \vec{k} -indexed precisely when this group acts transitively on all classes of some partition associated to \vec{k} . The number of tuples in S_i^j with coordinates generating a group acting transitively on $\{1, \dots, i\}$ is $t_i (i!)^j$. Thus, we may count the set $\underbrace{S_d \times \dots \times S_d}_j$ as

$$\begin{aligned} (d!)^j &= \sum_{\vec{k} \in K_d} \frac{d!}{\prod_{i=1}^d (i!)^{k_i} \cdot k_i!} \cdot \prod_{i=1}^d (t_i (i!)^j)^{k_i} \\ &= d! \cdot \sum_{\vec{k} \in K_d} \prod_{i=1}^d \frac{(t_i (i!)^{j-1})^{k_i}}{k_i!}. \end{aligned}$$

Let \widehat{F} denote the generating function of the sequence $F(d) = (d!)^{j-1}$. Note the formal identity

$$\exp \left(\sum_{i=0}^{\infty} y_i x^i \right) = \sum_{d=0}^{\infty} x^d \sum_{\vec{k} \in K_d} \prod_{i=1}^d \frac{y_i^{k_i}}{k_i!},$$

which follows by letting $g(x)$ denote the right hand side as a formal power series in x , $f(x) = \sum y_i x^i$, and noting the equivalent form $f'g = g'$ with $f(0) = y_0$.

d	$j = 2$	$j = 3$	$j = 4$
1	1	1	1
2	0.75	0.875	0.9375
3	0.72222222	0.89814815	0.96450617
4	0.73958333	0.93012153	0.98262080
5	0.76833333	0.95334722	0.99115752
10	0.88180398	0.98954768	0.99898972
20	0.94674288	0.99747856	0.99987487
30	0.96536852	0.99888488	0.99996295

Table 2: Numerical approximations of t_d — the probability of the j random permutations acting transitively on a fiber of size d for $j = 2, 3, 4$.

We have

$$\begin{aligned}
\sum_{d=1}^{\infty} d \cdot (d!)^{j-1} x^{d-1} &= \frac{d}{dx} \widehat{F}(x) \\
&= \frac{d}{dx} \exp \left(\sum_{i=1}^{\infty} t_i (i!)^{j-1} x^i \right) \\
&= \left(\sum_{d=0}^{\infty} (d!)^{j-1} x^d \right) \cdot \sum_{i=1}^{\infty} i \cdot t_i (i!)^{j-1} x^{i-1} \\
&= \sum_{d'=1}^{\infty} x^{d'-1} \left(\sum_{i=1}^{d'} i \cdot t_i (i! \cdot (d' - i)!)^{j-1} \right)
\end{aligned}$$

where the first equation follows by formal differentiation of the power series \widehat{F} , the second from the two identities above with properly substituted values for y_i , the third by applying the chain rule and the definition of \widehat{F} and the fourth by rearranging terms by index substitution $d' = i + d$.

Upon equating coefficients of x^{d-1} for $d = 1, \dots$ we obtain

$$d = \sum_{i=1}^d \binom{d}{i}^{1-j} i t_i. \quad (1)$$

Remark 4.4 Equation 1 gives a list of linear equations in the probabilities t_1, t_2, \dots allowing us to successively determine these values by backward substitution. In Table 2 we list some solutions for $j = 2, 3, 4$.

To complete the proof of Theorem 4.1, let $r_d = d(1-t_d)$ and $c_d = \sum_{i=1}^{d-1} \binom{d}{i}^{1-j} i$ for $d \in \mathbb{N}$. Noting that $\binom{d}{i}^{1-j} i + \binom{d}{d-i}^{1-j} (d-i) = \frac{d}{2} \left(\binom{d}{i}^{1-j} + \binom{d}{d-i}^{1-j} \right)$, we

have

$$\begin{aligned}\frac{c_d}{d} &= \frac{1}{2} \cdot \sum_{i=1}^{d-1} \binom{d}{i}^{1-j} = d^{1-j} + \left[\binom{d}{2}^{1-j} + \frac{1}{2} \sum_{i=3}^{d-3} \binom{d}{i}^{1-j} \right] \\ &\leq d^{1-j} + \left[\binom{d}{2}^{1-j} + \frac{1}{2} (d-5) \binom{d}{3}^{1-j} \right]\end{aligned}$$

The first summand in the bracket is $O(d^{2-2j}) = O(d^{(-j)+(2-j)})$ and because $2-j \leq 0$ also $O(d^{-j})$. The second summand is $O(d^{3(1-j)+1})$ and because $3(1-j)+1 = (4-2j)-j \leq -j$ also $O(d^{-j})$. Using (1), $t_i = 1 - \frac{r_i}{i} \leq 1 - \frac{r_i}{d}$ and the definition of c_d , we may now bound r_d :

$$\begin{aligned}r_d &= d(1 - t_d) = -dt_d + d = -dt_d + \sum_{i=1}^d \binom{d}{i}^{1-j} i \cdot t_i \\ &= \sum_{i=1}^{d-1} \binom{d}{i}^{1-j} i \cdot t_i \leq \sum_{i=1}^{d-1} \binom{d}{i}^{1-j} i \cdot \left(1 - \frac{r_i}{d}\right) \\ &= \sum_{i=1}^{d-1} \binom{d}{i}^{1-j} i - \frac{1}{d} \sum_{i=1}^{d-1} r_i \binom{d}{i}^{1-j} = c_d - \frac{1}{d} \sum_{i=1}^{d-1} r_i \binom{d}{i}^{1-j} \leq c_d.\end{aligned}$$

We get that the error term $R_j(d) = t_d - (1 - d^{1-j})$ is $O(d^{-j})$ by considering two cases:

$$\begin{aligned}t_d - (1 - d^{1-j}) &= 1 - \sum_{i=1}^{d-1} \binom{d}{i}^{1-j} \frac{it_i}{d} - 1 + d^{1-j} = d^{1-j} - \sum_{i=1}^{d-1} \binom{d}{i}^{1-j} \frac{it_i}{d} \\ &= d^{1-j} - \sum_{i=1}^{d-1} \binom{d}{i}^{1-j} \frac{i}{d} + \sum_{i=1}^{d-1} \binom{d}{i}^{1-j} \frac{r_i}{d} \\ &= d^{1-j} - d^{1-j} \left(\frac{1}{d} + \frac{d-1}{d} \right) - \sum_{i=2}^{d-2} \binom{d}{i}^{1-j} \frac{i}{d} + \sum_{i=1}^{d-1} \binom{d}{i}^{1-j} \frac{r_i}{d} \\ &\leq d^{1-j} \frac{r_{d-1}}{d-1} + \sum_{i=2}^{d-2} \binom{d}{i}^{1-j} \frac{r_i}{d} \\ &\leq d^{1-j} \frac{c_{d-1}}{d-1} + \sum_{i=2}^{d-2} \binom{d}{2}^{1-j} \frac{c_i}{d} \\ &\leq d^{1-j} \frac{c_{d-1}}{d-1} + d^{2-2j} \sum_{i=2}^{d-2} \frac{c_i}{i} \\ &= O(d^{2-2j}) + O(d^{(2-2j)+(2-j)}) \leq O(d^{-j})\end{aligned}$$

because $r_1 = 0$ and $j \geq 2$ implies $2-2j \leq -j$ and $4-3j \leq -j$, and

$$\begin{aligned}t_d - (1 - d^{1-j}) &= -t_d + (1 - d^{1-j}) = -(1 - \frac{r_d}{d}) + (1 - d^{1-j}) = \frac{r_d}{d} - d^{1-j} \\ &\leq \frac{c_d}{d} - d^{1-j} \leq \left[\binom{d}{2}^{1-j} + \frac{1}{2} (d-6) \binom{d}{3}^{1-j} \right] \leq O(d^{-j}),\end{aligned}$$

as desired.

5 Implementation

5.1 MonodromySolver: a Macaulay2 package

We implemented the package `MonodromySolver` in Macaulay2 [10] using the functionality of the package `NumericalAlgebraicGeometry` [20]. The source code and examples used in the experiments in the next section are available at [8].

The main function `monodromySolve` realizes Algorithm 3.1; see the documentation for details. The tracking of homotopy paths in our experiments is performed with the native routines implemented in the kernel of Macaulay2, however, `NumericalAlgebraicGeometry` provides an ability to outsource this core task to an alternative tracker (PHCpack or Bertini).

The overhead of managing the data structures is supposed to be negligible compared to the cost of tracking paths. However, since our implementation uses the interpreted language of Macaulay2 for other tasks, this overhead could be sizable (up to 10% for large examples in §6).

Nevertheless, most of our experiments are focused on measuring the *number of tracked paths* as a proxy for computational complexity.

5.2 Certification

The reader should realize that the numerical homotopy continuation we use is driven partly by heuristics. However, in certain scenarios there is a way to certify, i.e. formally prove, the completeness and correctness of the solution set to a polynomial system: one such common scenario is when

- the system is square,
- all solutions are regular (the Jacobian of the system is invertible), and
- the solution count is known.

In order to certify an approximation to a regular solution of a square system, we can use Smale’s α -theory [4, §8]. In a Macaulay2 package `AlphaTest`, we implement a practical version of an α -test to certify that an approximate solution is an *approximate zero* in a rigorous sense. Also see [16] for implementation notes and a standalone software package.

The function `certifySolutions`, one of the main functions of `AlphaTest`, determines whether the given solution is an approximate zero of the given polynomial system. It also produces an upper bound on the distance from the approximation to the exact solution it is associated to:

```
...
The point is an approximate solution to the system
The value of alpha is 3.23732e-10
The radius is 1.09176e-14
...
```

Above is an excerpt of the output of `examples/example-NashCertify.m2` at [8], which is the result of the α -test applied to one of 10 solutions of the problem in §6.1.2.

We use exact arithmetic and linear algebra over the field of Gaussian rationals, $\mathbb{Q}[\mathbf{i}]/(\mathbf{i}^2 + 1)$, in our implementation. This produces a method that applies to systems with coefficients in that field: in particular, all systems in our examples are eligible, since they have coefficients in \mathbb{Q} .

5.3 Solution count

The mixed volume is used as a solution count in the examples of §6.1.1 and §6.1.2: the latter computes mixed volume via a closed formula that involves permanents, while the former relies on general algorithms implemented in several software packages. Our current implementation uses PHCpack [31], that incorporates the routines of MixedVol further developed in Hom4PS-2 [19]. Other alternatives are pss5 [25] and Gfanlib [18]. While some implementations are randomized, the latter uses symbolic perturbations to achieve exactness. In any case, the computation of the mixed volume is *not* a bottleneck in our algorithm: the time spent in that preprocessing stage is negligible compared to the rest of the computation.

6 Experiments

In this section we first report on experiments with our implementation and various examples (§6.1 and §6.2). We then investigate the completion rate of Algorithm 3.1 (§6.3). Finally we compare against other software (§6.4).

6.1 Sparse polynomial systems

The example families in this subsection have the property that the support of the equations is fixed while coefficients can vary freely, as long as they are generic. We run the static graph strategy Algorithm 3.1 on these examples. Our timings do not include the α -test, which was only applied in §6.1.2.

6.1.1 Cyclic roots

The cyclic n -roots polynomial system is

$$\begin{cases} i = 1, 2, 3, 4, \dots, n-1 : \sum_{j=0}^{n-1} \prod_{k=j}^{j+i-1} x_{k \bmod n} = 0 \\ x_0 x_1 x_2 \cdots x_{n-1} - 1 = 0. \end{cases} \quad (2)$$

This system is commonly used to benchmark polynomial system solvers. We will study the modified system with randomized coefficients and seek solutions in $(\mathbb{C} \setminus \{0\})^n$. Therefore the solution count can be computed as the mixed volume of the Newton polytopes of the left hand sides, providing a natural stopping criterion discussed in §3.2.2. This bound is 924 for cyclic-7.

Tables 3 and 4 contain averages of experimental data from running twenty trials of Algorithm 3.1 on cyclic-7. The main measurement reported is the average number of paths tracked: the unit of work for our algorithm is tracking a single homotopy path. We average over the runs that successfully completed the solution set; the completion rate is reported as well. The experiments were performed with 10 different graph layouts and 3 edge selection strategies.

(#vertices-1, edge multiplicity)	(3,2)	(4,2)	(5,2)	(3,3)	(4,3)
$ E(G) $	6	8	10	9	12
$\beta_1(G)$	3	4	5	6	8
$ E(G) \cdot 924$	5544	7392	9240	8316	11088
completion rate	100%	100%	100%	100%	100%
Random Edge	5119	6341	7544	6100	7067
potentialLowerBound	5252	6738	8086	6242	7886
potentialE	4551	5626	6355	4698	5674

Table 3: Cyclic-7 experimental results for the **flower** strategy.

(#vertices, edge multiplicity)	(2,3)	(2,4)	(2,5)	(3,2)	(4,1)
$ E(G) $	3	4	5	6	6
$\beta_1(G)$	2	3	4	4	3
$ E(G) \cdot 924$	2772	3698	4620	5544	5544
completion rate	65%	80%	90%	100%	100%
Random Edge	2728	3296	3947	4805	5165
potentialLowerBound	2727	3394	3821	4688	5140
potentialE	2692	2964	2957	3886	4380

Table 4: Cyclic-7 experimental results for the **completeGraph** strategy.

In terms of paths tracked, we see that, unsurprisingly, it is an advantage to keep the Betti number high and edge number low. The same experiment with the naive dynamic strategy of §3.1 needs 7521 paths (on average over 20 runs). This shows that already on examples of this size ($d \approx 1000$ solutions) our new method outperforms the naive one. Since the former is argued to be roughly linear in § 4 while the latter is roughly $d \ln d$ according to §3.1, the advantage grows with d .

Remark 6.1 Computing the expected success rates ($> 99\%$) using Remark 4.4, we conclude that that by no means the resulting permutations conform to the model of picking uniformly from S_{924} . The completion rate depends on the strategy (compare Table 4 and Table 3). Nevertheless, both in theory and in practice, the completion rate does converge to 100% rapidly as the Betti number grows (β corresponds to j in Remark 4.4).

6.1.2 Nash equilibria

Semi-mixed multihomogeneous systems develop in looking for all totally mixed Nash equilibria (TMNE) in game theory. A specialization of mixed volume, using matrix permanents, gives a concise formula for a root count for systems arising from TMNE problems [9]. We provide an overview of how such systems are constructed based on [9]. Suppose there are N players with m options each. For player $i \in \{1, \dots, N\}$ using option $j \in \{1, \dots, m\}$ we have the equation $P_j^{(i)} = 0$, where

$$P_j^{(i)} = \sum_{\substack{k_1, \dots, k_{i-1}, \\ k_{i+1}, \dots, k_N}} a_{k_1, \dots, k_{i-1}, j, k_{i+1}, \dots, k_N}^{(i)} p_{k_1}^{(1)} p_{k_2}^{(2)} \cdots p_{k_{i-1}}^{(i-1)} p_{k_{i+1}}^{(i+1)} \cdots p_{k_N}^{(N)}. \quad (3)$$

The parameters $a_{k_1, k_2, \dots, k_N}^{(i)}$ are the payoff rates for player i when players $1, \dots, i-1, i+1, \dots, N$ are using options $k_1, \dots, k_{i-1}, k_{i+1}, \dots, k_N$, respectively. Here the unknowns are $p_{k_j}^{(i)}$, representing the probability that player i will use option $k_j \in \{1, \dots, m\}$. There is one constraint on the probabilities for each player $i \in \{1, \dots, N\}$, namely the condition that

$$p_1^{(i)} + p_2^{(i)} + \cdots + p_m^{(i)} = 1. \quad (4)$$

The system (3) consists of $N \cdot m$ equations in $N \cdot m$ unknowns. Using condition (4) reduces the number of unknowns to $N(m-1)$. Lastly, we eliminate the $P_j^{(i)}$ by constructing

$$P_1^{(i)} = P_2^{(i)}, P_1^{(i)} = P_3^{(i)}, \dots, P_1^{(i)} = P_m^{(i)}, \quad \text{for each } i \in \{1, \dots, N\}. \quad (5)$$

Thus, the final system is a square system of $N(m-1)$ equations in $N(m-1)$ unknowns.

For one of our examples (`examples/example-Nash.m2`; see [8]), we chose the generic system of this form for $N = 3$ players with $m = 3$ options for each. Resulting is a system of six equations in six unknowns and 81 parameters, with 10 solutions. We also use this example to demonstrate that these solutions can be certified using `AlphaTest`; see §5.2.

6.2 Chemical reaction networks

A family of interesting examples arises from chemical reaction network theory. A chemical reaction network considered under the laws of mass-action kinetics leads to a dynamical polynomial system, the solutions of which represent all the equilibria for the given reaction network [11, 24]. These polynomial systems are not generically sparse and we cannot easily compute their root count. In our experiments we used the stabilization stopping criterion terminating the algorithm after a fixed number of iterations that do not deliver new points (the default is 10 fruitless iterations).

Figure 5 gives an example of a small chemical reaction network.

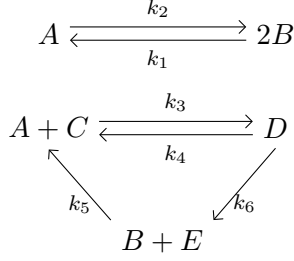


Figure 5: Chemical reaction network example.

Applying the laws of mass-action kinetics, we obtain the polynomial system (6) consisting of the steady-state and conservation equations of the reaction network. Here the k_i 's represent the reaction rates, x_i 's represent species concentrations, and the c_i 's are parameters.

$$\begin{aligned}
\dot{x}_A &= k_1 x_B^2 - k_2 x_A - k_3 x_A x_C + k_4 x_D + k_5 x_B x_E \\
\dot{x}_B &= 2k_1 x_A - 2k_2 x_B^2 + k_4 x_D - k_5 x_B x_E \\
\dot{x}_C &= -k_3 x_A x_C + k_4 x_D + k_5 x_B x_E \\
\dot{x}_D &= k_3 x_A x_C - (k_4 + k_6) x_D \\
\dot{x}_E &= -k_5 x_B x_E + k_6 x_D \\
0 &= 2x_A + x_B - x_C + x_D - c_1 \\
0 &= -2x_A - x_B + 2x_C + x_E - c_2
\end{aligned} \tag{6}$$

Typically systems resulting from chemical reaction networks will be overdetermined. With the current implementation one needs to either square the system or use a homotopy tracker that supports following a homotopy in a space of overdetermined systems.

Although we may obtain large systems, they typically have very low root counts compared to the sparse case. The polynomial system (6) has four solutions. A larger example is the *wnt signaling pathway* from Systems Biology [11], consisting of 19 polynomial equations with 9 solutions. All 9 solutions are obtained in less than a second with Algorithm 3.1.

6.3 Completion rate

We investigate the completion rate of Algorithm 3.1 for the Katsura family parametrized by n with fixed support and generically chosen coefficients.

Tables 5 and 6 contain the percentage of successes from 500 runs with distinct random seeds. In Table 7 we show the computed expected values using Remark 4.4.

We observe that for $\beta_1 \geq 3$, the observed success rates approach the expected values of Table 7 and that again the **flower** strategy is closest to the estimates.

We do not expect the numbers produced in experiments to match the numbers in Table 2, since the assumptions made for that statistical analysis are quite idealistic. However, both the analysis and experiments show that the

n	BKK Bound	(#vertices-1, edge multiplicity)				
		(3,2) $\beta_1 = 3$	(4,2) $\beta_1 = 4$	(5,2) $\beta_1 = 5$	(3,3) $\beta_1 = 6$	(4,3) $\beta_1 = 8$
5	12	96.4%	99.4%	99.6%	100%	99.8%
6	30	98.6%	100%	99.8%	100%	99.6%
7	54	97.6%	98.8%	99.4%	99.4%	98.4%
8	126	99.2%	99.8%	99.6%	99.8%	99.8%
9	240	98.8%	99.6%	98.4%	98.4%	98.6%
10	504	98.6%	98.8%	99.2%	99.4%	98.8%

Table 5: Katsura- $(n - 1)$ for the **flower** strategy.

n	BKK Bound	(#vertices, edge multiplicity)				
		(2,3) $\beta_1 = 2$	(2,4) $\beta_1 = 3$	(2,5) $\beta_1 = 4$	(3,2) $\beta_1 = 4$	(4,1) $\beta_1 = 3$
5	12	65.6%	88.2%	95%	99.2%	98%
6	30	77.4%	95.2%	99%	99.8%	99.6%
7	54	74.4%	96.2%	99.2%	99.6%	99.8%
8	126	81.8%	97%	99.2%	100%	99.8%
9	240	85.2%	97.6%	99.4%	99%	98.2%
10	504	89.2%	98.2%	99.2%	99.4%	99%

Table 6: Katsura- $(n - 1)$ for the **completeGraph** strategy.

probability of success approaches 100% very rapidly both as the number of solutions grows and as the first Betti number increases.

6.4 Timings and comparison with other solvers

All timings appearing in this section are done on *one* thread and on the *same* machine.

Remarks 3.2 and 4.2 show that we should expect the number of tracked paths in Algorithms 3.1 and 3.4 to be linear (with a small constant!) in the number of solutions of the system.

In this section we highlight the practicality of our approach in two ways.

Firstly, we note that it facilitates heuristic discovery of the solution set in the cases when the solution count is not known, but turns out to be significantly smaller than the count for a more general family where the count is known. This means that the existing blackbox methods, not relying on such heuristics, (whose complexity depends on the latter count) are likely to spend significantly more time in computation in comparison to our approach.

Indeed, for instance, for the system for *wnt signaling pathway* reaction network mentioned in §6.2 the best blackbox timing we got was with Bertini’s blackbox solver. That took 43 seconds versus less than 1 second for our algorithm.

Secondly, in case of known solution count, since the number of paths we track is linear in the number of solutions, our method appears to be a viable

d	$\beta_1 = 2$	$\beta_1 = 3$	$\beta_1 \geq 4$
12	90.5%	99.3%	100.0%
30	96.5%	99.9%	100.0%
54	98.1%	100.0%	100.0%
126	99.2%	100.0%	100.0%
240	99.6%	100.0%	100.0%
504	99.8%	100.0%	100.0%

Table 7: Rounded expected probability of success assuming uniform distribution of permutations and full monodromy group.

alternative to polyhedral homotopy solvers. The timings of our current implementation and several other software packages on a few large benchmark problems are in Table 8. Our goal in the rest of this section was to show that our running times are in the same ballpark (as expected) with polyhedral homotopies.

Below is a list of comments on the setup:

- For our implementation we chose two small graphs and default (random edge selection) strategy.
- For PHCpack there is a way to launch a mixed volume computation with the option of creating a system with the same support and random coefficients together with its solutions. This is the option we are using; the blackbox computation takes a little longer.
- HOM4PS2 [19] is *not* open source unlike all other software mentioned here. (We use HOM4PS2 stock examples for all systems and call its blackbox polyhedral homotopies solver.)

HOM4PS2 may use just-in-time compilation of straight-line programs used for evaluation, which speeds up computations considerably. (PHCpack does not use this technique; neither does our software, but our preliminary experiments in Macaulay2 show a potential for a 10- to 20-fold speed up over our currently reported timings.)

problem	cyclic-10	cyclic-11	noon-10
BKK bound	35940	184756	59029
completeGraph(2,3)	610 (107820 paths)	7747 (540155 paths)	failed (59001 solutions)
completeGraph(2,4)	740 (129910 paths)	8450 (737432 paths)	935 (236051 paths)
PHCpack	538	4256	751
HOM4PS2	62	410	120

Table 8: Software timings on large examples (in seconds).

Remark 6.2 According to the statistical analysis of §4 for large examples (assuming a certain probabilistic model) the rate of success should be extremely close to 100% even for the smallest graph (with $\beta_1 = 2$). The run of noon-10 example demonstrates that *in reality* a failure (of a subgroup of the monodromy group to act transitively) is not a very rare event.

We ran the blackbox solvers of NumericalAlgebraicGeometry [20] (uses the total-degree homotopy) and Bertini [2] (uses an equation-by-equation strategy dubbed *regeneration* [13]) on the examples in Table 8. The only example that both were able to finish within a day (with timings of the same magnitude as the ones in the table) was noon-10 — the BKK bound there is only slightly sharper than the Bézout bound.

7 Generalizations

The goal of this article and our implementation was to demonstrate the power and analyse the main algorithm in the simplest terms possible. This section collects possible modifications, extensions, and ideas for the future that we purposefully excluded from the main scope of this paper.

We already brought up one topic for future development—the stopping criterion using the trace test—in Remark 3.3. Some of the modifications of our algorithm are relatively straightforward (e.g., §7.4); however, careful implementation of these is not. Accompanied with careful analysis, this should be carried out elsewhere.

7.1 Numerical failures

One advantage of our approach is that it can tolerate numerical failures of the underlying homotopy tracker. Such failures are bound to happen as the size of problems increases and the probability of a path going too close to the discriminant (i.e., encountering large condition numbers) gets higher. The canonical remedy is increasing computational precision either uniformly or adaptively, however, that tends to result in much higher computational costs.

When the tracking of a homotopy path in Algorithm 3.1 fails, one could simply record that the starting point of that path corresponds to a failure. The algorithm then avoids retracking this path, while its target solution still has high chances to be reached by some path along a different edge.

In fact, we already implemented this simple failure resistant mechanism and it successfully tolerates a few failures that arise in some runs for large test examples in §6.4. What has yet to be done is the statistical analysis in the presense of failures (under some suitable assumptions) and modifications of heuristic strategies (e.g., edge potential functions may penalize failures).

7.2 Nonlinear families

Let us reiterate that we choose to restrict ourselves to families of polynomial systems F_p that are affine linear (in parameters) for the sake of simplicity of

exposition. Also, as pointed out in Remark 2.3, if a family is nonlinear in parameters, then the ability to replace systems with their scalar multiples is lost, together with an inexpensive way to produce new homotopies between two nodes in our graph.

If a family is nonlinear, the ingredients in the algorithm that should change are:

- There could be only one edge between two nodes, since γ_1 and γ_2 have to be equal to 1 (see the discussion above).
- The initial seed, a parameter-solution pair (p_0, x_0) , can not be produced in the same simple manner: one can still pick a solution x_0 at random, but now the system $F_p(x_0) = 0$ is not linear in parameters p .

One has to find generic points on *all* solution components of this system and use them as seeds in order to eventually capture all solutions of a generic system.

- Since (the principal component of) the solution variety (cf. Remark 2.1) is not necessarily irreducible anymore, the relevance of our statistical analysis (based on modelling the monodromy group as a symmetric group) is further reduced.

7.3 Arbitrary parameter varieties

We assumed that the parameter space is a complex affine space. In fact, one can drop this assumption and consider the family given by a *rational* map ϕ from an irreducible variety of parameters P to the space of polynomial systems.

Our algorithm would still work as long as given two points in P one has a way to construct a parametrization of a curve containing these points.

Note that even if P is an affine space, one needs not to stick to parameter linear segment homotopies: should some family of (explicitly constructible) curves present a faster way to generate the monodromy group, the algorithm could associate edges in the graph to segments of those curves.

7.4 Monodromy/Galois group computation

The classical article in enumerative geometry, [12], points out that a Galois group can be defined as the monodromy group of a covering map. Various interesting theoretical questions related to Galois groups of incidence varieties (called solution varieties here) can be attacked by a monodromy group computation; e.g., see [21, 15].

Suppose our algorithm is set to stop when the correspondences are saturated: i.e., for every edge $e = v_i \leftrightarrow v_j$ a bijection of full solution sets (for nodes v_i and v_j) corresponding to that edge is established. Construct a subgroup of the monodromy group induced by the fundamental group of the graph using complete correspondences between the points of the fibers along every edge: simply collect the permutations corresponding to the simple cycles.

This modification gives a heuristic algorithm to compute Galois groups. In certain scenarios (e.g., [21]) the Galois group is the largest one possible, the symmetric group, which provides an obvious verification procedure. In general, we know no good way (apart from computing the discriminant locus and, therefore, the fundamental group; which is an option only for toy problems) to design a stopping criterion that guarantees that the subgroup is actually the entire Galois group.

7.5 Parallelization

Homotopy continuation is *embarrassingly parallel*, since paths can be tracked independently. In our algorithm, however, there exists a certain dependence of tracking tasks. For instance, if we track two paths for two distinct edges in parallel, we may encounter a situation where the same (previously unknown) solution is discovered.

We can apply an asynchronous approach similar to the one used in [23] to parallelize the algorithm in this paper. It would be interesting to measure speedups.

7.6 Hybrid approaches

Our algorithm has yet another flexible feature: suppose one has a method to generate partial solution sets for a given value of parameters, then that method can be combined with our method in several ways.

One way is through preprocessing: one could initialize Algorithm 3.1 with partial solution sets Q'_i computed with that method. An interesting combination to explore would be using polyhedral homotopies to populate just one set of known points, e.g. Q'_1 . One could discard paths that are poorly conditioned, thus producing a solution set that is potentially incomplete but is computed very fast.

Another way would be to combine any solver that produces random points in the fibers *in parallel* with the procedure that discovers new points in Algorithm 3.1. This has a potential to produce a faster and more robust blackbox solver by employing the best qualities of all methods involved.

References

- [1] László Babai. The probability of generating the symmetric group. *Journal of Combinatorial Theory, Series A*, 52(1):148–153, 1989.
- [2] Daniel J. Bates, Jonathan D. Hauenstein, Andrew J. Sommese, and Charles W. Wampler. *Numerically solving polynomial systems with Bertini*, volume 25. SIAM, 2013.
- [3] D. N. Bernstein. The number of roots of a system of equations. *Funkcional. Anal. i Priložen.*, 9(3):1–4, 1975.

- [4] Lenore Blum, Felipe Cucker, Michael Shub, and Steve Smale. *Complexity and real computation*. Springer-Verlag, New York, 1998.
- [5] Justin Chen and Joe Kileel. NumericalImplicitization for Macaulay2. Preprint, 2016.
- [6] Abraham Martin del Campo and Jose Israel Rodriguez. Critical points via monodromy and local methods. *arXiv preprint arXiv:1503.01662*, 2015.
- [7] John D. Dixon. The probability of generating the symmetric group. *Mathematische Zeitschrift*, 110(3):199–205, 1969.
- [8] Timothy Duff, Cvetelina Hill, Anders Jensen, Kisun Lee, Anton Leykin, and Jeffrey Sommars. MonodromySolver: a Macaulay2 package for solving polynomial systems via homotopy continuation and monodromy. Available at <http://people.math.gatech.edu/~aleykin3/MonodromySolver>.
- [9] Ioannis Z. Emiris and Raimundas Vidunas. Root counts of semi-mixed systems, and an application to counting nash equilibria. In *Proceedings of the 39th International Symposium on Symbolic and Algebraic Computation, ISSAC '14*, pages 154–161, New York, NY, USA, 2014. ACM.
- [10] Daniel R. Grayson and Michael E. Stillman. Macaulay2, a software system for research in algebraic geometry. Available at <http://www.math.uiuc.edu/Macaulay2/>.
- [11] E. Gross, H. A. Harrington, Z. Rosen, and B. Sturmfels. Algebraic Systems Biology: A Case Study for the Wnt Pathway. *Bulletin of Mathematical Biology*, 78(1):21–51, 2016.
- [12] Joe Harris. Galois groups of enumerative problems. *Duke Math. J.*, 46(4):685–724, 1979.
- [13] Jonathan Hauenstein, Andrew Sommese, and Charles Wampler. Regeneration homotopies for solving systems of polynomials. *Mathematics of Computation*, 80(273):345–377, 2011.
- [14] Jonathan D Hauenstein and Jose Israel Rodriguez. Numerical irreducible decomposition of multiprojective varieties. *arXiv preprint arXiv:1507.07069*, 2015.
- [15] Jonathan D. Hauenstein, Jose Israel Rodriguez, and Frank Sottile. Numerical computation of galois groups. *arXiv preprint arXiv:1605.07806*, 2016.
- [16] Jonathan D. Hauenstein and Frank Sottile. Algorithm 921: alphaCertified: Certifying solutions to polynomial systems. *ACM Trans. Math. Softw.*, 38(4):28:1–28:20, August 2012.
- [17] Birkett Huber and Bernd Sturmfels. A polyhedral method for solving sparse polynomial systems. *Math. Comp.*, 64(212):1541–1555, 1995.

- [18] Anders Nedergaard Jensen. An implementation of exact mixed volume computation. In *Mathematical Software - ICMS 2016 - 5th International Conference, Berlin, Germany, July 11-14, 2016, Proceedings*, pages 198–205, 2016.
- [19] Tsung-Lin Lee, Tien-Yien Li, and Chih-Hsiung Tsai. HOM4PS-2.0: a software package for solving polynomial systems by the polyhedral homotopy continuation method. *Computing*, 83(2-3):109–133, 2008.
- [20] Anton Leykin. Numerical algebraic geometry. *The Journal of Software for Algebra and Geometry*, 3:5–10, 2011.
- [21] Anton Leykin and Frank Sottile. Galois groups of Schubert problems via homotopy computation. *Math. Comp.*, 78(267):1749–1765, 2009.
- [22] Anton Leykin and Frank Sottile. Trace test. *arXiv preprint arXiv:1608.00540*, 2016.
- [23] Anton Leykin and Jan Verschelde. Decomposing solution sets of polynomial systems: a new parallel monodromy breakup algorithm. *International Journal of Computational Science and Engineering*, 4(2):94–101, 2009.
- [24] A. L. MacLean, Z. Rosen, H. M. Byrne, and H. A. Harrington. Parameter-free methods distinguish Wnt pathway models and guide design of experiments. *Proceedings of the National Academy of Science*, 112:2652–2657, March 2015.
- [25] Gregorio Malajovich. Computing mixed volume and all mixed cells in quermassintegral time. *Found. Comput. Math.*, 2016.
- [26] Alexander Morgan. *Solving polynomial systems using continuation for engineering and scientific problems*. Prentice Hall Inc., Englewood Cliffs, NJ, 1987.
- [27] A. J. Sommese, J. Verschelde, and C. W. Wampler. *Using Monodromy to Decompose Solution Sets of Polynomial Systems into Irreducible Components*, pages 297–315. Springer Netherlands, Dordrecht, 2001.
- [28] A.J. Sommese, J. Verschelde, and C.W. Wampler. Symmetric functions applied to decomposing solution sets of polynomial systems. *SIAM J. Numer. Anal.*, 40(6):2026–2046, 2002.
- [29] A.J. Sommese, J. Verschelde, and C.W. Wampler. Introduction to numerical algebraic geometry. In A. Dickenstein and I. Emiris, editors, *Solving polynomial equations*, pages 301–338. Springer-Verlag, 2005.
- [30] Andrew J. Sommese and Charles W. Wampler, II. *The numerical solution of systems of polynomials*. World Scientific Publishing Co. Pte. Ltd., Hackensack, NJ, 2005.

- [31] J. Verschelde. Algorithm 795: PHCpack: A general-purpose solver for polynomial systems by homotopy continuation. *ACM Trans. Math. Softw.*, 25(2):251–276, 1999. Available at <http://www.math.uic.edu/~jan>.
- [32] Jan Verschelde, Pierre Verlinden, and Ronald Cools. Homotopies exploiting newton polytopes for solving sparse polynomial systems. *SIAM J. Numer. Anal.*, 31(3):915–930, June 1994.