

CONFORMAL INVARIANCE IN RANDOM CLUSTER MODELS. II. FULL SCALING LIMIT AS A BRANCHING SLE.

ANTTI KEMPPAINEN¹ AND STANISLAV SMIRNOV²

ABSTRACT. In the second article of this series, we establish the convergence of the loop ensemble of interfaces in the random cluster Ising model to a conformal loop ensemble (CLE) — thus completely describing the scaling limit of the model in terms of the random geometry of interfaces. The central tool of the present article is the convergence of an exploration tree of the discrete loop ensemble to a family of branching SLE($\frac{16}{3}, -\frac{2}{3}$) curves. Such branching version of the Schramm's SLE not only enjoys the locality property, but also arises logically from the Ising model observables.

1. INTRODUCTION

Starting with the introduction of the Lenz-Ising model of ferromagnetism, lattice models of natural phenomena played important part in modern mathematics and physics. While overly simplified — e.g. restricted to a regular lattice of spins with nearest-neighbor interaction — they often give a very accurate qualitative description of what we observe in nature. In particular, they exhibit phase transitions when temperature passes through the critical point, and the critical system is expected to enjoy (in the scaling limit) universality and (at least in 2D) conformal invariance.

While this is well understood on the physical and computational level, mathematical proofs (and understanding) are often lacking. In the first paper of this series [33], one of us established conformal invariance of some observables in the FK Ising model at criticality, from which description of the scaling limit of a single interface as a universal, conformally invariant, fractal curve was — the so-called Schramm's SLE(16/3) — deduced [6]. The mathematical theory of such curves was started by Oded Schramm in his seminal paper [24]. The SLE curves are obtained by running a Loewner evolution with a speed κ Brownian driving term, and form a one-parameter family of fractals, interesting in themselves [23, 19]. Schramm has shown, that all scaling limits of interfaces or domain walls, if they exist and are conformally invariant, are always described by SLEs; for the exact formulation of the principle, see [24, 31, 14, 15]. A generalization of SLE is the conformal loop ensemble (CLE), which describes the joint law of all the interfaces in a model.

So far, convergence of a single discrete interface to SLE(κ)'s has been established for but a few models corresponding to special values of the parameter: $\kappa = 2$ and $\kappa = 8$ [20], $\kappa = 3$ and $\kappa = \frac{16}{3}$ [6], $\kappa = 4$ [25, 26] and $\kappa = 6$ [30, 32]. However, the framework for the full scaling limit, including all interfaces, is less developed: $\kappa = 3$ [3], $\kappa = \frac{16}{3}$ [17] and $\kappa = 6$ [4].

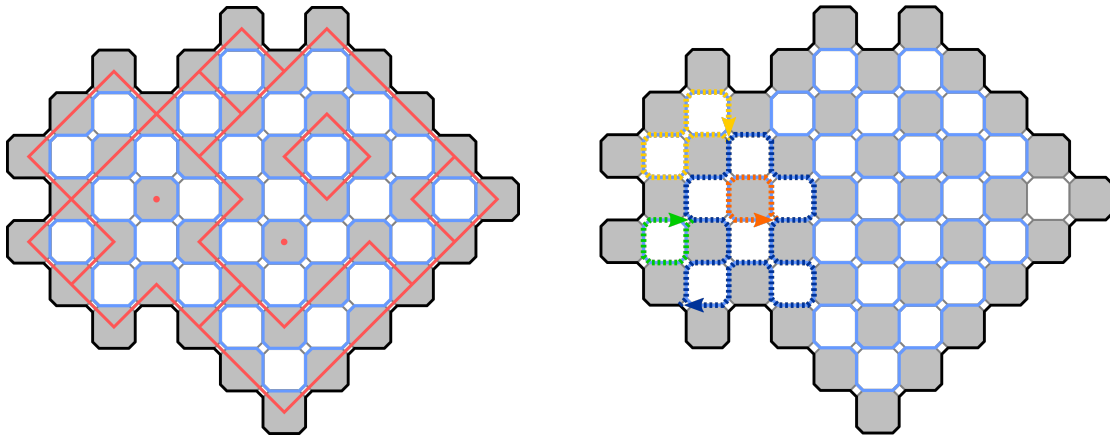
¹DEPARTMENT OF MATHEMATICS AND STATISTICS, FACULTY OF SCIENCE, P.O. BOX 68, FIN-00014 UNIVERSITY OF HELSINKI, FINLAND

²SECTION DE MATHÉMATIQUES, UNIVERSITÉ DE GENÈVE, 2-4, RUE DU LIÈVRE, C.P. 64, 1211 GENÈVE 4, SWITZERLAND, and SKOLKOVO INSTITUTE OF SCIENCE AND TECHNOLOGY, RUSSIA, and CHEBYSHEV LABORATORY, ST. PETERSBURG STATE UNIVERSITY, RUSSIA

E-mail addresses: Antti.H.Kemppainen@helsinki.fi, Stanislav.Smirnov@unige.ch.

The present article extends the convergence showed in [17] to include all the interfaces, not just those (infinitely many in the limit) that touch the boundary. Effectively, we give a geometric description of the full scaling limit of the FK Ising model, which is universal, conformally invariant, and can be obtained by a canonical coupling of branching SLE curves.

1.1. The main theorem. As we indicated above, we consider in this article the Fortuin–Kasteleyn model with the cluster parameter $q = 2$ (and hence call it the FK Ising model) and when the percolation parameter p equals to its critical value $\sqrt{2}/(1+\sqrt{2})$ (and we say that the model is at criticality). We study, more specifically, the loop representation of the model. A loop configuration of the FK Ising model is illustrated in Figure 1(a). The underlying Fortuin–Kasteleyn random cluster model configuration lives on the edges connecting neighboring gray octagons (the edges form a regular square lattice), while the loop configuration is a dense collection of non-intersecting loops on the square–octagon lattice. The probability of the loop configuration of the critical FK Ising model is proportional to $\sqrt{2}^{(\# \text{ of loops})}$.



(a) A random cluster configuration (with wired boundary) shown here as the red subcollection of the edges of the square lattice and its loop configuration shown here as the blue collection of closed loops which are dense, in the sense that each horizontal or vertical edge of the square–octagon lattice is traversed by a loop (exactly one to be more accurate).

(b) First steps of exploration: the exploration process starts to follow the dark blue path at the root point and it branches to green, yellow and orange paths, in that order, upon each disconnection event of the exploration region in to two disconnected halves.

FIGURE 1. The loop configuration and the exploration process of a random cluster model

Figure 1(b) illustrates the first couple of steps of the *exploration process* which is defined to be a collection of paths, each starting from a fixed root and then exploring loops in clockwise direction and splitting to two paths whenever a disconnection of an area in to two lattice-disconnected halves occurs. The exploration paths form a tree and mathematically the tree consists of paths from the root to any other lattice point on the domain (the other end point of the branch is called the target point).

The following theorem is the main theorem of this article establishing the convergence of the FK Ising loop ensemble to $\text{CLE}(16/3)$. We consider a sequence of discrete domains Ω_δ , where $\delta > 0$ is the lattice mesh, converging to a domain Ω , and a sequence of root points a_δ converging to a boundary point of Ω . The topology of such convergence is discussed below.

Theorem 1.1. *The joint law of the FK Ising loop ensemble in a discrete domain Ω_δ and its exploration tree (rooted at a_δ) converges in distribution to the joint law of $CLE(\kappa)$ and its $SLE(\kappa, \kappa - 6)$ exploration tree with $\kappa = 16/3$ in the topology described below.*

Below we deepen the definitions required to understand more exactly the main theorem and the main tools to give its proof.

1.2. Fortuin–Kasteleyn representation of the Ising model. For general background on the Ising model, the random cluster model and other models of statistical physics, see the books [2, 11, 12, 21]. See also the first article [33], Section 2.

1.2.1. Notation and definitions for graphs. In this article, the lattice \mathbb{L}^\bullet is the *square lattice* \mathbb{Z}^2 rotated by $\pi/4$ and scaled by $\sqrt{2}$, \mathbb{L}° is its dual lattice, which itself is also a square lattice, and \mathbb{L}^\diamond is their (common) *medial lattice*. More specifically, we define three lattices $G = (V(G), E(G))$, where $G = \mathbb{L}^\bullet, \mathbb{L}^\circ, \mathbb{L}^\diamond$, as

$$\begin{aligned} V(\mathbb{L}^\bullet) &= \{(i, j) \in \mathbb{Z}^2 : i + j \text{ even}\}, & E(\mathbb{L}^\bullet) &= \{\{v, w\} \subset V(\mathbb{L}^\bullet) : |v - w| = \sqrt{2}\}, \\ V(\mathbb{L}^\circ) &= \{(i, j) \in \mathbb{Z}^2 : i + j \text{ odd}\}, & E(\mathbb{L}^\circ) &= \{\{v, w\} \subset V(\mathbb{L}^\circ) : |v - w| = \sqrt{2}\}, \\ V(\mathbb{L}^\diamond) &= (1/2 + \mathbb{Z})^2, & E(\mathbb{L}^\diamond) &= \{\{v, w\} \subset V(\mathbb{L}^\diamond) : |v - w| = 1\} \end{aligned}$$

Here V stands for vertices (or sites) and E for edges. Notice that sites of \mathbb{L}^\diamond are the midpoints of the edges of \mathbb{L}^\bullet and \mathbb{L}° .

Denote the set of midpoints of the edges of \mathbb{L}^\diamond as

$$V_{\text{mid}} = \left\{ (i, j) \in \left(\frac{1}{2}\mathbb{Z}\right)^2 : i + j \in \mathbb{Z} + \frac{1}{2} \right\}. \quad (1)$$

It is natural to identify midpoints V_{mid} with their corresponding edges $E(\mathbb{L}^\diamond)$.

We call the vertices and edges of $V(\mathbb{L}^\bullet)$ *black* and the vertices and edges of $V(\mathbb{L}^\circ)$ *white*. Correspondingly the faces of \mathbb{L}^\diamond are colored black and white depending whether the center of that face belongs to $V(\mathbb{L}^\bullet)$ or $V(\mathbb{L}^\circ)$.

The directed version $\mathbb{L}^\diamond_{\rightarrow}$ is defined by setting $V(\mathbb{L}^\diamond_{\rightarrow}) = V(\mathbb{L}^\diamond)$ and orienting the edges around any black face in the counter-clockwise direction.

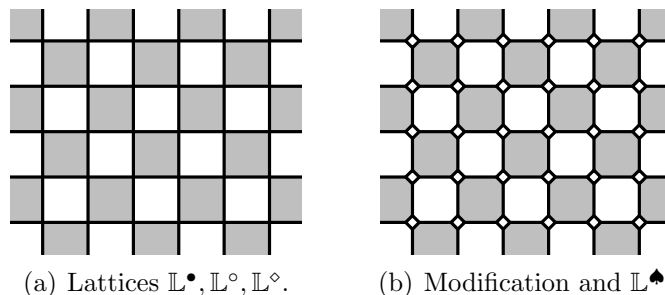


FIGURE 2. The square lattices we are considering are \mathbb{L}^\bullet formed by the centers of the black squares, \mathbb{L}° formed by the centers of the white squares and \mathbb{L}^\diamond formed by the corners of the black and white squares. We will also consider the square–octagon lattice \mathbb{L}^\spadesuit which we see as a modification of \mathbb{L}^\diamond .

The *modified medial lattice* \mathbb{L}^\spadesuit , which is a square–octagon lattice, is obtained from \mathbb{L}^\diamond by replacing each site by a small square. See Figure 2. The faces of \mathbb{L}^\spadesuit are

referred to as *octagons (black or white)* and *small squares*. The oriented lattice $\mathbb{L}_{\rightarrow}^{\blacklozenge}$ is obtained from $\mathbb{L}^{\blacklozenge}$ by orienting the edges around black and white octagonal faces in counter-clockwise and clockwise directions, respectively.

Definition 1.2. A simply connected, non-empty, bounded domain Ω is said to be a *wired $\mathbb{L}_{\rightarrow}^{\blacklozenge}$ -domain* (or *admissible domain*) if $\partial\Omega$ oriented in counter-clockwise direction is a path on the directed lattice $\mathbb{L}_{\rightarrow}^{\blacklozenge}$.

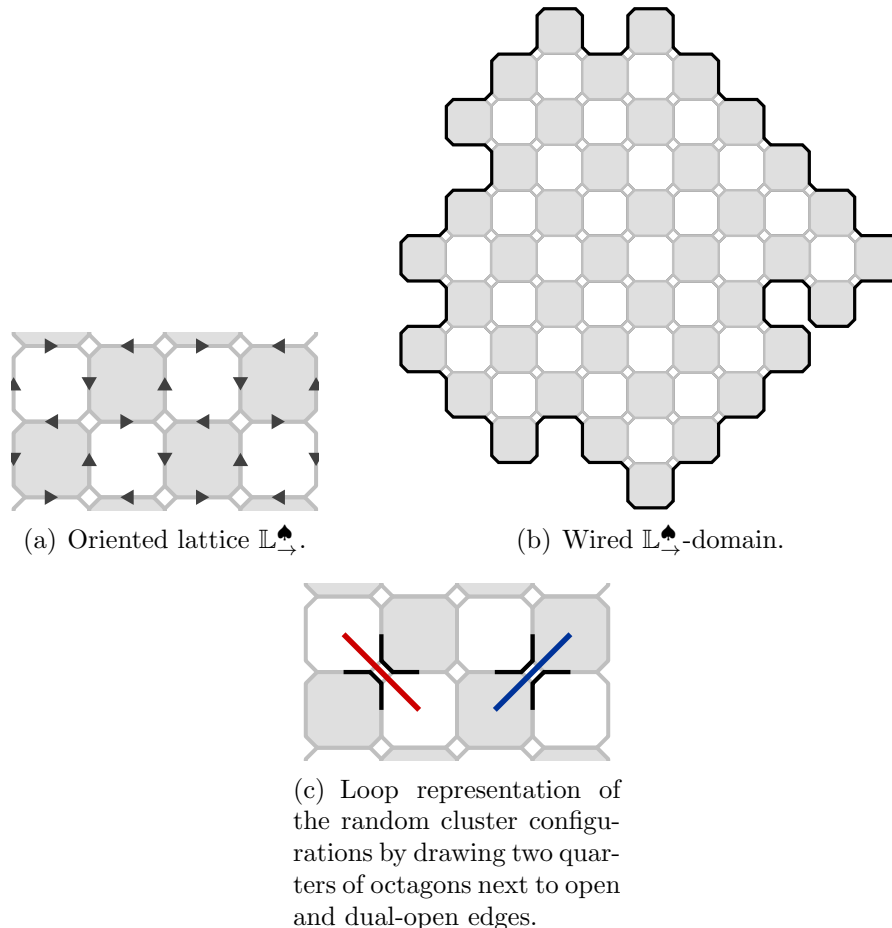


FIGURE 3. The oriented lattice and a discrete admissible domain on it.

See Figure 3 for an example of such a domain. The wired $\mathbb{L}_{\rightarrow}^{\blacklozenge}$ -domains are in one to one correspondence with non-empty finite subgraphs of \mathbb{L}^{\bullet} which are simply connected, i.e., they are graphs who have an unique unbounded face and the rest of the faces are squares.

1.2.2. *FK Ising model.* We consider the Fortuin–Kastelleyn model, also known as the random cluster model. On a finite graph G , the state of the model is a collection of open edges (the complementary set of edges are said to be closed) and the probability of a state is proportional to $q^{\# \text{ of clusters}} (p/(1-p))^{\# \text{ of open}}$, that is, the probability given by the edge percolation model, which gives weight p to open edges and $1-p$ to closed edges, is weighted by q per each open connected cluster on the graph. Denote this probability measure by $\mu_{p,q}^1$.

Let G be a simply connected subgraph of the square lattice \mathbb{L}^{\bullet} corresponding to a wired $\mathbb{L}_{\rightarrow}^{\blacklozenge}$ -domain. Consider the random cluster measure $\mu = \mu_{p,q}^1$ of G with all *wired boundary conditions* (the measure is conditioned assuming that all the edges of G

next to the boundary are open) in the special case of the critical FK Ising model, that is, when $q = 2$ and $p = \sqrt{2}/(1+\sqrt{2})$. Also the planar dual of the random cluster configuration is distributed according to a critical FK Ising model. This dual model is defined on the dual graph G° of G which is the (simply connected) subgraph of \mathbb{L}° containing all vertices and edges fully contained the domain, and satisfies free boundary conditions. They have common loop representation on the corresponding subgraph G^\spadesuit of the modified medial lattice \mathbb{L}^\spadesuit . The loops are surrounding each open cluster both from its outside and from inside any of its holes. Equivalently a quarter of an octagon is drawn on both sides of any open or dual-open edge, see Figure 3.

We call a collection of loops $\mathcal{L} = (L_j)_{j=1,\dots,N}$ on G^\spadesuit *dense collection of non-intersecting loops* (DCNIL) if

- each $L_j \subset G^\spadesuit$ is a simple loop
- L_j and L_k are vertex-disjoint when $j \neq k$
- for every edge $e \in E^\circ$ there is a loop L_j that visits e . Here we use the fact that E° is naturally a subset of E^\spadesuit .

We consider loop collections only modulo permutations. Let the collection of all the loops in the loop representation be $\Theta = (\theta_j)_{j=1,\dots,N}$. Then the set of all DCNIL is exactly the support of Θ and for any DCNIL collection \mathcal{L} of loops

$$\mu(\Theta = \mathcal{L}) = \frac{1}{Z} (\sqrt{2})^{\#\text{ of loops in } \mathcal{L}} \quad (2)$$

where Z is a normalizing constant. In this paper, we mostly consider the loop representation (2) which could have been taken as the main definition of the FK Ising model. Occasionally we refer the underlying random cluster configurations and use the property that the loops separate open and dual-open clusters.

1.3. Exploration tree of a loop ensemble. Suppose that we are given a wired $\mathbb{L}_{\rightarrow}^\spadesuit$ -domain Ω and a DCNIL loop collection $\mathcal{L} = (L_j)_{j=1,\dots,N}$ on Ω . We wish to define a spanning tree which corresponds to \mathcal{L} in a one-to-one manner with an easy rule to recover \mathcal{L} from the spanning tree. We follow here the ideas of [28].

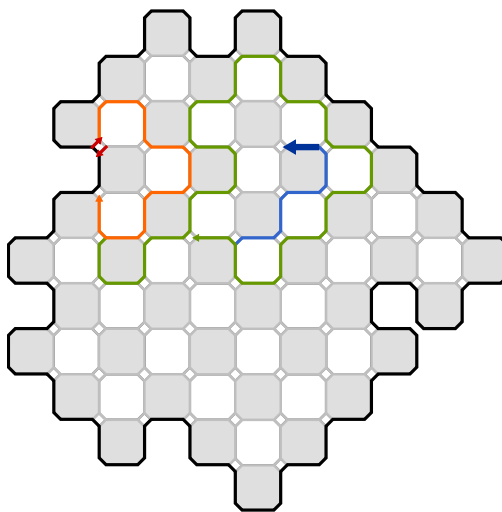


FIGURE 4. The branch of an exploration tree from a to e . Here the square S_1 is between the red arrows a and b (pointing inwards and outwards, respectively) and e is the blue arrow.

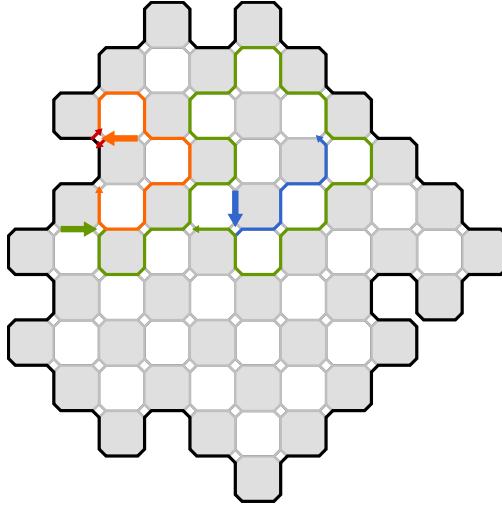


FIGURE 5. The target edges, when loops are recovered from the tree, are the thick colored arrows in the picture.

Select a small square S_1 next to the boundary. We can assume that it shares exactly one edge with the boundary (if it shares two, it is a “bottle neck” — a case we exclude and which doesn’t play any role in the continuum limit). Let the edge in S_1 incoming to the domain be a and the outgoing edge be b , see also Figure 4 or Figure 5. Let $e \in E(\mathbb{L}_{\rightarrow}^{\circ})$ (that is, as an edge in $E(\mathbb{L}_{\rightarrow}^{\blacklozenge})$ it lies between white and black octagon). Then define in the following way the branch T_e from the root a to the target e .

- Cut open the loop L_{j_1} that goes through the edge passing from the tail of b to the head of a by removing that edge. Follow from a the L_{j_1} until the disconnection of e and b on the lattice. Suppose that it happens on the small square S_2 .
- Let $n \geq 1$ and suppose that we have constructed the branch following the loops L_{j_k} , $k = 1, 2, \dots, n$ until we are at the square S_{n+1} and on the loop L_{j_n} and that the next step on the loop L_{j_n} would disconnect e and b on the lattice. Instead of using the next edge on the loop L_{j_n} , we use the other possible edge on S_{n+1} (which is not on any loop) and we arrive to a new (unexplored) loop $L_{j_{n+1}}$. Then we follow that loop until disconnection of b and e . Suppose that it happens at the small square S_{n+2} . We continue this construction recursively.
- The process ends when we reach e . Suppose that it happens on a loop $L_{j_{N'}}$. Rename the loops in the sequence as $L_{j'_{e,k}}$, $k = 1, 2, \dots, N' = N'(e)$, and the small square sequences as $S'_{e,k}$.

This defines the simple lattice path T_e from the root a to the target e which we call the *branch of the exploration tree*. The collection $\mathcal{T} = (T_e)_e$ where e runs over all edges $e \in E(\mathbb{L}_{\rightarrow}^{\circ})$, is called *the exploration tree* of the loop collection $\mathcal{L} = (L_j)_{j=1, \dots, N}$. This construction is illustrated in Figure 4.

Remark 1.3. It is equally natural to consider a setting the marked “boundary points” a' and b' are points in V_{mid} . Namely, for the incoming edge a and outgoing edge b of S_1 , take a' to be next and previously point in V_{mid} from a and b , respectively, by following the directed graph (these points are unique). Similarly e could be replaced by its midpoint $w \in V_{\text{mid}}$.

When we consider $\mathcal{T} = (T_e)_e$ as a collection of edges of $\mathbb{L}_{\rightarrow}^{\blacklozenge}$ it forms a rooted spanning tree of the graph with vertices $V(\mathbb{L}_{\rightarrow}^{\blacklozenge}) \cap (\{a\} \cup \Omega)$ and all edges connecting pairs of them.

We say that the branches T_e (or rather their coupling) are *target independent* or *local*, in the sense that the initial segments of T_e and $T_{e'}$ are equal until they disconnect e and e' on the graph. Even the sequences $L_{j'_{e,k}}$ and $L_{j'_{e',k}}$ and on the other hand the sequences $S'_{e,k}$ and $S'_{e',k}$ agree until the disconnection.

The “tree-to-loops” construction is illustrated in Figure 5 and it is the inverse of the above “loops-to-tree” construction. Each loop corresponds to exactly one small square where branching of the tree occurs. Suppose that $e_1 \in E(\mathbb{L}_{\rightarrow}^{\circ})$ is the incoming edge used by the branch to arrive to the small square for the first time and $e_2 \in E(\mathbb{L}_{\rightarrow}^{\circ})$ is the other incoming edge (opposite to e_1 in the square). Then the loop is reconstructed when we follow the branch to e_2 and keep the part after the first exit from the small square and then closing the loop by adding the side of the small square that goes from the head of e_2 to that exit point.

Finally let us emphasize the geometric characteristic of the branching point. As it is illustrated in Figure 6, any typical branching point S_n in the scaling limit is uniquely characterized as been a “5-arm point” of a branch in the tree. That is, in the figure, the branch goes through or close to the square S_n so that the branch forms a “5-arm figure” — two blue, one gray and two green arms.

1.3.1. Notation for the scaling limit. Let $\delta > 0$. Suppose that Ω_δ is a wired $\delta\mathbb{L}_{\rightarrow}^{\blacklozenge}$ -domain and $0 \in \Omega_\delta$. Take a small square that share exactly one edge with the boundary. One of the edges of the square start from the boundary and one ends at the boundary. Call them a_δ and b_δ , respectively.

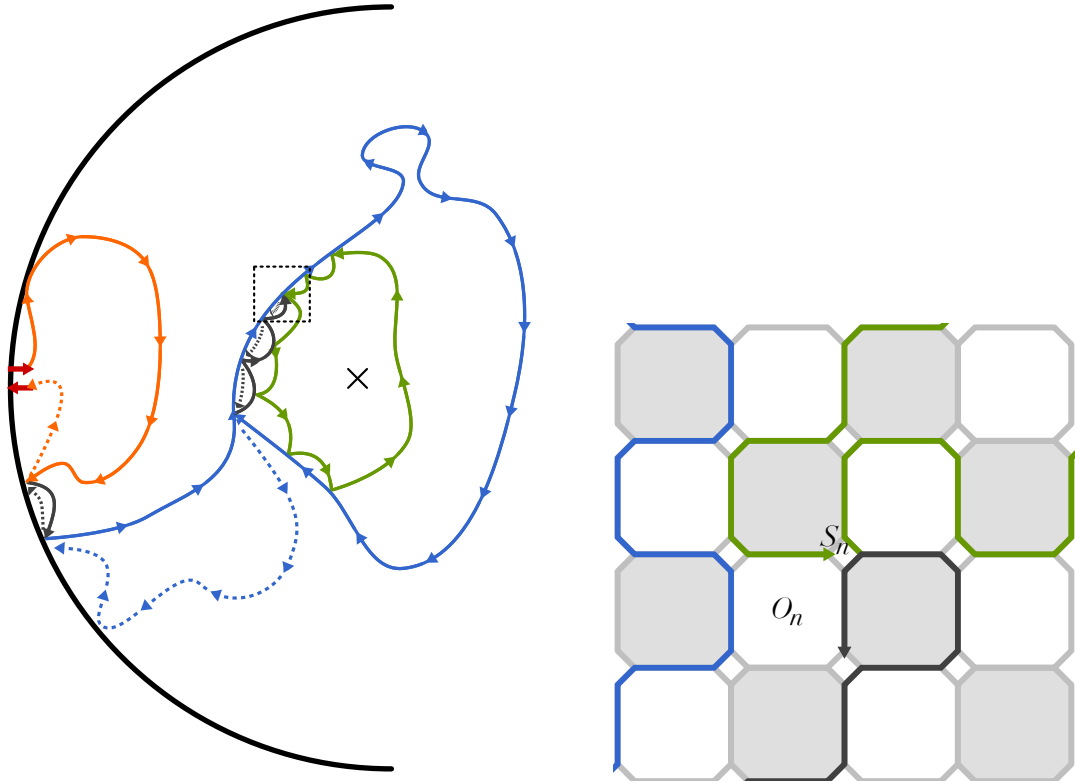
We shall consider the random loop collection (loop ensemble) Θ_δ on each Ω_δ , $\delta > 0$, which are distributed as the loop representation of FK Ising model (on the corresponding graph). Define also \mathcal{T}_δ to be the exploration tree of Θ_δ with the root a_δ .

When Ω_δ is a sequence converging in the Carathéodory sense with respect to 0 as $\delta \rightarrow 0$, the *scaling limit* is the limit $\lim_{\delta \rightarrow 0} (\Theta_\delta, \mathcal{T}_\delta)$ with respect to a suitable topology. See Section 1.4.3 below on the discussion on the topology.

1.4. SLEs, CLEs and conformal invariant scaling limits. SLEs are a family of random curves with the conformal Markov property, which states that conditionally on the initial segment of the random curve, its continuation is distributed as a conformal image of an independent sample of the same random curve. Due to this property they are the natural candidates for the continuum scaling limits of random curves in critical statistical physics models, which are expected to satisfy conformal invariance. Where SLEs are continuum models for one single curve in statistical physics, their generalizations, CLEs, describe the full continuum limit of the collection of all random curves in a statistical physics model.

From the perspective of conformal invariance and the Riemann mapping theorem, it is natural to uniformize any simply connected domain by mapping it to a fixed domain. In this article, we mostly work with the unit disc $\mathbb{D} = \{z \in \mathbb{C} : |z| < 1\}$.

1.4.1. Schramm–Loewner evolution: radial SLE(κ) and radial SLE($\kappa, \kappa - 6$). The radial SLE(κ) and radial SLE($\kappa, \kappa - 6$) are random curves in a simply connected domain connecting a boundary point to an interior point. We give their definitions in their natural reference domain \mathbb{D} . The definitions are extended to other domains as conformal images.



(a) A schematic illustration of the loops–tree correspondence. The arcs with solid lines form an exploration path towards a branching point (a corner of S_n in the figure (b)). Thus the last green part is one of the loops in the loop ensemble which can be identified as the second generation loop around the point marked with cross.

(b) Enlargement of the neighborhood of S_n (the dashed box in the figure (a)). The 5-arms formed by 2 blue, 1 gray and 2 green arms emanating from the corners of the square O_n .

FIGURE 6. The correspondence between a loop ensemble and a tree and the geometric “5-arm property” of a branching point.

Let $\gamma : [0, \infty) \rightarrow \overline{\mathbb{D}} \setminus \{0\}$ be a curve such that $\gamma(0) \in \partial\mathbb{D}$. Denote the connected component containing 0 in $\mathbb{H} \setminus \gamma((0, t])$ by D_t . Then D_t is simply connected and there exists a unique conformal and onto map $g_t : D_t \rightarrow \mathbb{H}$ such that $g_t(0) = 0$ and $g_t'(0) > 0$, by the Riemann mapping theorem. By moving to so-called capacity parametrization, we may assume that γ is parametrized such that $g_t(z) = e^t z + \mathcal{O}(|z|^2)$ as $z \rightarrow 0$.¹ This map satisfies the Loewner equation in \mathbb{D}

$$\partial_t g_t(z) = -g_t(z) \frac{g_t(z) + U_t}{g_t(z) - U_t}, \quad g_0(z) = z \quad (3)$$

for each $t \in [0, \infty)$ and $z \in \mathbb{D}$. Such process is called the Loewner chain generated by a curve γ .

More generally we can also start from (3) and solve it for a continuous driving term $t \mapsto U_t$. Denote the solution by g_t . For each fixed z , the solution ceases to exist at time t which is the smallest t such that $\liminf_{s \nearrow t} |g_s(z) - U_s| = 0$. Then D_t is defined naturally as those $z \in \mathbb{D}$ such that the solution $g_s(z)$ exists on a semi-open interval $[0, u)$ with $u > t$ (u can depend on z). It turns out that D_t is

¹In fact, we make an assumption here that the capacity increases on any time interval and that the capacity tends to ∞ . The latter statement is equivalent to $\liminf_{t \rightarrow \infty} |\gamma(t)| = 0$.

an open set containing 0 for all t and $g_t : D_t \rightarrow \mathbb{D}$ is a conformal map such that $g_t(z) = e^t z + \mathcal{O}(|z|^2)$ as $z \rightarrow 0$. Such a solution is called the Loewner chain (of the unit disc Loewner equation (3)) driven by the driving term U_t . The trace of the Loewner chain is the limit $\gamma(t) = \lim_{\varepsilon \searrow 0} g_t^{-1}(U_t(1 - \varepsilon))$ if it exists. If the trace exists for all t and defines a continuous function $t \mapsto \gamma(t)$, then the Loewner chain is generated by the curve γ also in the above sense. It is standard to set $K_t = \overline{\mathbb{D} \setminus D_t}$. The family of ‘‘hulls’’ $(K_t)_t$ increases continuously as a function of t and is the closest generalization for the curve γ .

Definition 1.4. A random Loewner chain (g_t, K_t) is a *radial SLE*(κ), if $U_t = \exp(i\sqrt{\kappa}B_t)$ for some Brownian motion $(B_t)_{t \in [0, \infty)}$.

Definition 1.5. A random Loewner chain (g_t, K_t) is a *radial SLE*($\kappa, \kappa - 6$) (we assume that $\kappa \in (4, 8)$), if U_t is the first coordinate of an adapted, continuous semimartingale (U_t, V_t) such that $U_0 = V_0$,

$$V_t = V_0 - \int_0^t V_s \frac{V_s + U_s}{V_s - U_s} ds \quad (4)$$

for all t ,

$$dU_t = i\sqrt{\kappa}U_t dB_t + \left(-\frac{\kappa}{2}U_t - \frac{\kappa - 6}{2}U_t \frac{U_t + V_t}{U_t - V_t} \right) dt \quad (5)$$

for all t such that $U_t \neq V_t$ (for some Brownian motion $(B_t)_{t \in [0, \infty)}$) and $\arg(V_t/U_t) \in [0, 2\pi]$ is instantaneously reflecting at 0 and 2π , meaning in particular that

$$\mathbb{P} \left[\int_0^\infty \mathbb{1}_{U_t=V_t} dt = 0 \right] = 1.$$

It turns out that radial SLE(κ) and radial SLE($\kappa, \kappa - 6$) have continuous traces and are thus generated by curves. However, such statement is not needed below, since a side product of our proofs is that the convergence is strong enough to show that the limiting Loewner chains are generated by curves. More specifically, if the curve γ_δ in \mathbb{D} is defined as the conformal image of the discrete curve in Ω_δ under a transformation to \mathbb{D} and parametrized by the d-capacity (i.e. $\log g'_t(0) = t$), then the sequence of curves γ_δ in distribution in the topology of continuous functions to a random curve γ . It turns out that this convergence implies that the convergence takes place simultaneously as Loewner chains, see [19, 15].

The chordal and radial SLE($\kappa, \kappa - 6$) processes only differ by the fact that the target point for the former process is on the boundary while the one for the latter process is in the bulk. Their laws until the disconnection of the two alternative target points are the same, and after the disconnection the processes turn towards their own target points. This follows since the sum of ‘‘ ρ ’s’’ is equal to $\kappa - 6$ and hence there is no force applied by the marked points ∞ or 0 (in \mathbb{H} and \mathbb{D} , respectively). This is the target independence or locality property of SLE($\kappa, \kappa - 6$). This property is not valid for the chordal and radial SLE(κ) whose laws are different (though absolutely continuous with respect to each other on appropriately chosen time intervals); see [27] for the transformation rule between the upper half-plane and the unit disc.

1.4.2. *Conformal loop ensembles.* CLEs are random collections of loops in simply connected domains. We give below first their axiomatic definition. In the main bulk of the article, we rely on their construction via branching SLE processes rather than the axiomatic definition.

Suppose that we are given a family of probability measures $(\mu^\Omega)_\Omega$ where Ω runs over simply connected domains and μ^Ω is the law of a random loop collection on Ω .

If $\Theta = (\theta_j)_j$ is distributed according to μ^Ω , we suppose that almost surely each loop θ_j is simple, $\theta_i \cap \theta_j = \emptyset$ when $i \neq j$ and they satisfy the following properties:

- (*Conformal invariance (CI)*) If $\psi : \Omega \rightarrow \mathbb{C}$ is conformal and ψ^* is its push-forward map, then $\psi^* \mu^\Omega = \mu^{\psi(\Omega)}$.
- (*Domain Markov property (DMP)*) If $\Omega' \subset \Omega$ is a simply connected domain, J' is the set indices j such that $\theta_j \cap (\Omega \setminus \Omega') \neq \emptyset$ and $\tilde{\Omega}$ is equal to $\Omega' \setminus \bigcup_{j \in J'} \overline{\text{int}(\theta_j)}$, then the law of $(\gamma_j)_{j \notin J'}$ is equal to $\mu^{\tilde{\Omega}}$.

If the collection $\Theta = (\theta_j)_j$ satisfy these properties, we call it *conformal loop ensemble* (CLE).

It turns out that loops in CLE's are SLE-type curves; see Section 1 of [29] for several formulations of this kind of a result. A given CLE corresponds to SLE(κ) with a unique $\kappa \in (8/3, 4]$. We use the notation CLE(κ) for the CLE that corresponds to SLE(κ). See also [29] for uniqueness statement on CLE's.

A third view that we adopt to CLE is the branching SLE($\kappa, \kappa - 6$) construction of CLE(κ), $\kappa \in (8/3, 8)$, which allows the extension of the definition to values $\kappa \in (4, 8)$ which is highly relevant for this article. This process is a collection of curves γ_z from the root $a \in \partial\mathbb{D}$ to the target z , where z runs over all points in \mathbb{D} .

Definition 1.6. The random collection of curves $(\gamma_z)_z$ is a *branching SLE*($\kappa, \kappa - 6$), if the law of γ_z is the radial SLE($\kappa, \kappa - 6$) from a to z and moreover the curves are coupled so that for each $z \neq z'$ it holds that γ_z and $\gamma_{z'}$ are equal until the disconnection of z and z' by γ_z (or $\gamma_{z'}$).

A tree in graph theory is a connected graph without any cycles, or equivalently a graph such that any pair of points is connected by a unique simple path. In the same spirit, it is natural to say that the branching SLE($\kappa, \kappa - 6$) forms a tree: from the root a to any (generic) point z there is a unique path γ_z and between any (generic) points $z \neq z'$ the unique path follows the reversal of γ_z to the *branching point* of γ_z and $\gamma_{z'}$ and then $\gamma_{z'}$ from that point to z' .

1.4.3. *Convergence of curves and curve collections.* In this subsection, we present first the topology for the convergence for branches and trees and then for loops and loop ensembles.

(*Metrics for branches and trees*) Consider a triplet $(\Omega, \Psi; T)$ where

- Ω is a simply connected domain
- $\Psi : \Omega \rightarrow \mathbb{D}$ is a conformal and onto map
- $T : [0, 1] \rightarrow \overline{\Omega}$ is a curve such that there exists a curve $T_{\mathbb{D}}$ in $\overline{\mathbb{D}}$ parametrized by the d-capacity such that $\Psi \circ T$ and $T_{\mathbb{D}}$ are equal up to a non-decreasing reparametrization.

Define using the supremum norm a metric for the d-capacity parametrized curves

$$d_{\text{curve}}(T_1, T_2) = d_{\text{curve}}((\Omega_1, \Psi_1; T_1), (\Omega_2, \Psi_2; T_2)) := \|(T_1)_{\mathbb{D}} - (T_2)_{\mathbb{D}}\|_{\infty, [0, \infty)}. \quad (6)$$

Definition 1.7. A *rooted tree* $\mathcal{T} = (x_0; (T_x)_{x \in S})$ is pair such that x_0 is a point called *root* and $(T_x)_{x \in S}$ a set of curves starting at x_0 indexed by a set of points S so that $x \in S$ is the other endpoint of T_x .

Define a metric for trees as

$$d_{\text{tree}}(\mathcal{T}_1, \mathcal{T}_2) = d_{\text{tree}}((\Omega_1, \Psi_1; \mathcal{T}_1), (\Omega_2, \Psi_2; \mathcal{T}_2)) \\ := \max \left\{ \sup_{T_1} \inf_{T_2} d_{\text{curve}}(T_1, T_2), \sup_{T_2} \inf_{T_1} d_{\text{curve}}(T_1, T_2) \right\}. \quad (7)$$

where T_k runs over all the branches of \mathcal{T}_k , for $k = 1, 2$. This is the familiar Hausdorff metric for bounded closed sets.

(*Metrics for loops and loop ensembles*) Similarly we define metrics for loops and loop ensembles. The difference is that there are no marked points for loops and thus there is no natural starting or ending point and we cannot describe it in a canonical way with Loewner evolutions. Thus it makes sense to define in the following way. Let

$$d_{\text{loop}}(L_1, L_2) = d_{\text{loop}}((\Omega_1, \Psi_1; L_1), (\Omega_2, \Psi_2; L_2)) = \inf_{f_1, f_2} \|f_1 - f_2\|_\infty \quad (8)$$

where f_k runs over all parametrizations of $\Psi_k \circ L_k$. The metric d_{LE} for loop ensembles is defined to be the Hausdorff metric for bounded, closed sets of loops.

1.5. On the structure of the proof of Theorem 1.1. The general approach which we take in the proof of Theorem 1.1, is to use of compactness and uniqueness. We show that the sequence of probability measures on the metric space of trees is precompact with respect to the weak convergence of probability measures. This implies that there are weakly convergent subsequences of the probability measures. Then we will show that the limit of the subsequence is unique. Thus the entire sequence converges.

The compactness part of the proof is based on estimates implying Hölder regularity of the path collections. The estimates are based on probability bounds on annulus crossings of the same type as in [16]. Due to the fact that we need to work with mixed boundary conditions (of the FK Ising model) we need the strong version of the probability estimates for crossing events, which was established in [5].

The uniqueness part is based on the holomorphic observables of FK Ising model developed in [33] and extended here to be adapted to the exploration tree setting. We don't use here any a priori knowledge on the processes at hand, such as the fact that the FK Ising interfaces in the chordal setting converge to the chordal $\text{SLE}(\frac{16}{3})$ (see [6]) or that the radial $\text{SLE}(\kappa, \kappa - 6)$ satisfies the target independence property [27, 28]. The fact that a single branch of the exploration tree converges to the radial $\text{SLE}(\frac{16}{3}, -\frac{2}{3})$ is merely a product of a calculation based on the observables.

2. THE DISCRETE HOLOMORPHIC OBSERVABLE AND ITS SCALING LIMIT

2.1. The discrete observable. Let us consider FK Ising model on a square lattice with a lattice mesh parameter $\delta > 0$. In that setup, suppose that we are given a Dobrushin domain $\Omega = \Omega_\delta$ with an incoming edge e_i and an outgoing edge e_o , see Figure 7 for the definition. Denote the set of directed edges of the medial lattice by $E(\mathbb{L}_{\rightarrow}^\blacklozenge)$. As usual, a directed edge $e \in E(\mathbb{L}_{\rightarrow}^\blacklozenge)$ is given by an ordered pair $(e_-, e_+) \in (V(\mathbb{L}_{\rightarrow}^\blacklozenge))^2$.

We fix an interior edge $f \in E(\mathbb{L}_{\rightarrow}^\blacklozenge)$ which we split into two halves f_o and f_i which are outgoing and incoming edges, respectively, in the new graph G . At first, $(f_o)_+$ and $(f_i)_-$ are not connected by an edge.

Definition 2.1. We define two enhanced graphs $G_{e_o \smile e_i}$ and $G_{f_o \smile f_i}$ by adding an edge between $(e_o)_+$ and $(e_i)_-$ or between $(f_o)_+$ and $(f_i)_-$, respectively.

Here $e_1 \smile e_2$ denotes an ‘‘external arc’’, that is, an edge outside of the graph G that is added, which affects the boundary conditions of the model in the sense that if that external edge closes a loop in the loop configuration than an extra weight $\sqrt{2}$ is given to the configuration. In contrast, $(e_1 \frown e_2, e_3 \frown e_4)$ would be an internal arc configuration, which is a connection pattern in the loop configuration (of the FK loop representation) and which can be interpreted as an event.

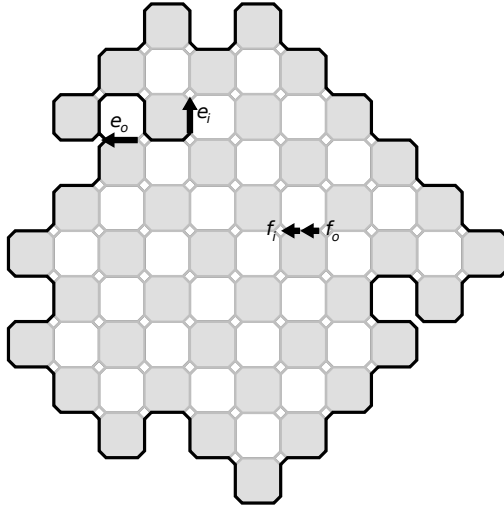


FIGURE 7. A Dobrushin domain has two boundary arcs, one with wired (black) boundary and the other with free (white) boundary. We call the edges where the boundary conditions change e_i and e_o ; later a and b , respectively. We call a fixed target edge f and its halves f_o and f_i ; later we will also notation w for the target.

Next we define the central tool of this article, namely, the discrete spin holomorphic observables; in fact, two of them, the one which was introduced in the first paper [33] and its variant for the branch of the radial exploration tree. For presenting the definition, let $\hat{e} = (e_+ - e_-)/|e_+ - e_-|$ and $\vartheta(e) = (\hat{e})^{-1/2}$ for any oriented edge $e = (e_-, e_+)$. Set

$$\lambda = e^{-i\frac{\pi}{4}}. \quad (9)$$

We choose the branch of the square root so that $\vartheta(e) \in \{1, \lambda, \bar{\lambda}, i\}$ for all $e \in \mathbb{L}_{\rightarrow}^{\circ}$. For $e \in \mathbb{L}_{\rightarrow}^{\circ}$, $\vartheta(e)$ are the complex factors associated to edges which is used for instance in [33].

On the graph $G_{e_o \smile e_i}$, the loop representation configuration consists of loops and a single open curve γ which runs from f_i to f_o . Notice that either a loop or the curve uses the external arc $e_o \smile e_i$. Define a function $F = F_{e_o \smile e_i} : E(\mathbb{L}_{\rightarrow}^{\circ}) \rightarrow \mathbb{C}$ by

$$F(e) = (-\vartheta(f)) \mathbb{E}_{e_o \smile e_i} \left(\mathbb{1}_{e \in \gamma} e^{-\frac{i}{2}W(f_o, e)} \right) \quad (10)$$

where $W(f_o, e)$ is the winding along γ^{\leftarrow} from f_o to e . Here the expected value is taken with respect to the critical FK Ising loop measure on the planar graph $G_{e_o \smile e_i}$. The measure is supported on loop configurations with an path γ from f_i to f_o and in the formula (10), γ^{\leftarrow} denotes the reversal of γ . There are two natural ways (namely, by following one of the boundary arcs) to define the winding along the arc from $(e_o)_+$ to $(e_i)_-$ but both choices lead to the same value for F : namely, the difference in $W(f_o, e)$ is $\pm 4\pi$ hence $e^{-\frac{i}{2}W(f_o, e)}$ is well-defined. The constant in front of the expectation value is to ensure that $F(f_i) = -F(f_o) = +\vartheta(f)$.

The observable (10) is given by calculating the number of left and right turns from f_o to e along γ^{\leftarrow} and weighting the partition function by $-\vartheta(f) \lambda^{\text{signed number of turns}}$.

On the graph $G_{f_o \smile f_i}$, the loop representation configuration consists of loops and a single open curve $\tilde{\gamma}$ which runs from e_i to e_o . The observable introduced in the first paper [33] is denoted here by $\tilde{F} = \tilde{F}_{f_o \smile f_i} : E(\mathbb{L}_{\rightarrow}^{\circ}) \rightarrow \mathbb{C}$ and defined as

$$\tilde{F}(e) = \vartheta(e_o) \mathbb{E}_{f_o \smile f_i} \left(\mathbb{1}_{e \in \tilde{\gamma}} e^{-\frac{i}{2}W(e_o, e)} \right) \quad (11)$$

where $W(e_0, e)$ is the winding along $\tilde{\gamma}^{\leftarrow}$ from e_0 to e , $\tilde{\gamma}$ is the path from e_i to e_0 on $G_{f_o \smile f_i} = G$ and $\tilde{\gamma}^{\leftarrow}$ is the reversal of $\tilde{\gamma}$. Notice that the difference of (10) and (11) is only in the graph being used and how that affects which part of the loop configuration is counted as the curve. With the constant in front of the expected value, \tilde{F} satisfies the ‘‘correct’’ complex phase on the lattice and in particular, $\tilde{F}(e_o) = \vartheta(e_o)$.

Define for each $v \in \Omega_\delta \cap V(\delta\mathbb{L}^\circ)$, $F(v) = F(e_E) + F(e_W)$ and $\tilde{F}(v) = \tilde{F}(e_E) + \tilde{F}(e_W)$ where e_E and e_W are the two horizontal edges whose endpoint is v .

2.1.1. Discrete holomorphicity of the observables. The following is a central definition when passing to the continuum scaling limit [33, 8, 9, 17]. It defines a strong version of discrete holomorphicity.

Definition 2.2. For an edge $e = \{v, w\} \in E(\delta\mathbb{L}^\circ)$ and a function F defined on a subset of $V(\delta\mathbb{L}^\circ)$, F is *spin holomorphic at e* if F is defined on v and w and

$$\text{Proj}[F(v); \vartheta(e)\mathbb{R}] = \text{Proj}[F(w); \vartheta(e)\mathbb{R}]. \quad (12)$$

Here $\text{Proj}[z; \alpha\mathbb{R}] = \alpha \text{Re}(z\bar{\alpha}) = (z + \bar{z}\alpha^2)/2$ for any $\alpha \in \mathbb{C}$ with $|\alpha| = 1$.

In [33], it was shown that \tilde{F} is spin holomorphic and it was shown that it satisfies a boundary value problem with a unique solution. In that article, it was also demonstrated that for passing to the limit with the boundary value problem of an observable F (which can be either one of above \tilde{F} or F) arising from the FK Ising model is easier for a function H which is the discrete version of $\frac{1}{2} \text{Im} \int F^2 dz$ defined as

$$H(B) - H(W) = |F(e)|^2 \quad (13)$$

where B and W are neighboring black and white squares and e is the common edge of the squares.² Then H is approximately discrete harmonic, see [33] Section 3, and satisfies Dirichlet boundary values.

2.1.2. The martingale property of the observables. Let Ω be a Dobrushin domain with marked edges e_i and e_o . Let $x \in V_{\text{mid}} \cap \Omega$ and $T(t)$, $t \in \{0, \frac{1}{2}, 1, \frac{3}{2}, \dots\}$ be the branch of the FK Ising exploration tree in Ω from the root e_i to x . Here the parametrization of T is by lattice steps so that at $T[k, k + \frac{1}{2}]$ is an edge of a small square and $T[k + \frac{1}{2}, k + 1]$ is an edge shared by two octagons for all non-negative integers k .

Denote $\Omega \setminus T(0, t]$ by $\Omega(t)$. Notice that $\Omega(t)$ is a Dobrushin domain for integer t . Denote the law of the FK Ising model in $\Omega(t)$ by $\mathbb{P}^{\Omega(t)}$. Similarly as above, denote by γ the loop going through x and by $\tilde{\gamma}$ the loop going through e_i .

Let the process $(\hat{N}(t))_{t \in \mathbb{Z}_{\geq 0}}$ be defined by the formulas

$$\hat{N}(t) = \mathbb{P}_{e_o \smile e_i}^{\Omega(t)}[(e_o \smile e_i) \in \gamma] = \mathbb{P}_{e_o \smile e_i}^{\Omega(t)}[\tilde{\gamma} = \gamma]. \quad (14)$$

Notice that we can equivalently write $\hat{N}(t) = |\tilde{F}^{\Omega(t)}(f)|$. Here $\mathbb{Z}_{\geq 0} = \mathbb{Z} \cap [0, \infty)$. Denote the loop being explored at time t by $\tilde{\gamma}_t$. It is standard to notice that $\hat{N}(t)$ can be written as a conditional expected value with respect to the σ -algebra \mathcal{F}_t^T generated by $T(u)$, $u \leq t$, as

$$\hat{N}(t) = \mathbb{P}_{e_o \smile e_i}^{\Omega}[\tilde{\gamma}_t = \gamma | \mathcal{F}_t^T] \quad (15)$$

When moving from t to $t+1$, if there are two possible ways that T can continue, then necessarily $\tilde{\gamma}_{t+1} = \tilde{\gamma}_t$. Thus at those times it holds that $\mathbb{E}_{e_o \smile e_i}^{\Omega}[\hat{N}(t+1) | \mathcal{F}_t^T] = \hat{N}(t)$

²One can verify that $H(B_2) - H(B_1) = \frac{1}{2} \text{Im}[\sum_k F(\frac{1}{2}(z_k + z_{k+1}))^2(z_{k+1} - z_k)]$ where z_k is a path of black vertices connecting B_1 to B_2 . Notice also that in the continuum, the formula $H = \frac{1}{2} \text{Im} \int F^2 dz$ for a holomorphic F can be inverted by $F = 2\sqrt{i\partial\bar{H}}$.

by properties of the conditional expected value. We call this identity the martingale property of $(\hat{N}(t))_{t \in \mathbb{Z}_{\geq 0}}$.

To extend the martingale property to those times that T has only one choice to continue, we introduce a set of i.i.d. ± 1 -valued random variables ξ_v , $v \in \mathbb{L}^\circ \cap \Omega$, such that $\mathbb{E}[\xi_v] = 2\mathbb{P}[\xi_v] - 1 = \sqrt{2} - 1$.

$$N(t) = \left(\prod_k \xi_{T(k)} \right) \hat{N}(t) \quad (16)$$

where the product is over $k = 0, 1, 2, \dots, t-1$ such that $T(k)$ is a branching point.

Let the process $(M(t))_{t \in \mathbb{Z}_{\geq 0}}$ be defined by

$$M(t) = F^{\Omega(t)}(e). \quad (17)$$

The following result is almost immediate. For the further details of the proof, see [17].

Proposition 2.3. *The processes $(M(t))_{t \in \{0,1,2,\dots\}}$ and $(N(t))_{t \in \{0,1,2,\dots\}}$ are discrete time martingales.*

2.1.3. Notation for the scaling limit of the observables. In addition to the notation Ω_δ , let us introduce a_δ , b_δ and w_δ for the heads of the edges e_i , e_o and f_o , respectively. Then $(\Omega_\delta, a_\delta, b_\delta, w_\delta)$ is a domain in the complex plane with two marked boundary points and a marked interior point, in that order.

For each pair (Ω, w) where Ω is a simply connected domain ($\neq \mathbb{C}$) and $w \in \Omega$, let $\Psi_{(\Omega, w)} : \Omega \rightarrow \mathbb{D}$ be the unique conformal and onto map satisfying $\Psi_{(\Omega, w)}(w) = 0$ and $\Psi'_{(\Omega, w)}(w) > 0$.

Definition 2.4. We say that $(\Omega_\delta, a_\delta, b_\delta, w_\delta)$ converges to (Ω, a, b, w) , where a, b can be prime ends (generalized boundary points), in the Carathéodory sense if the sequence of conformal maps $\Psi_{(\Omega_\delta, w_\delta)}^{-1}$ converges uniformly on compact subsets of \mathbb{D} to the conformal map $\Psi_{(\Omega, w)}^{-1}$ as δ tends to zero and in addition $\lim_{\delta \rightarrow 0} \Psi_{(\Omega_\delta, w_\delta)}(a_\delta) = \Psi_{(\Omega, w)}(a)$ and $\lim_{\delta \rightarrow 0} \Psi_{(\Omega_\delta, w_\delta)}(b_\delta) = \Psi_{(\Omega, w)}(b)$. In the last two equations, the values of the right-hand sides exist as boundary points of \mathbb{D} .

For a fixed sequence of domains $(\Omega_\delta, a_\delta, b_\delta, w_\delta)$, denote the observables in $(\Omega_\delta, a_\delta, b_\delta, w_\delta)$ as F_δ and \tilde{F}_δ .

2.2. The scaling limit of the observable. For $\alpha, \beta \in \mathbb{R}$, $z \in \mathbb{D}$ and $u, v \in \partial\mathbb{D}$, define

$$F_{\mathbb{D}}(z; u, v) = \frac{2}{\pi} \sqrt{\frac{1}{z^2} - 1 + i\alpha \frac{1}{z} + \beta \left(\frac{1}{z-u} - \frac{1}{z-v} \right)} \quad (18)$$

where $\alpha \in \mathbb{R}$ and $\beta > 0$. Define also

$$\tilde{F}_{\mathbb{D}}(z; u, v) = \sqrt{\frac{2}{\pi}} \sqrt{\frac{1}{z-u} - \frac{1}{z-v}} \quad (19)$$

Remark 2.5. Consider a function

$$H_{\mathbb{D}} = \frac{1}{2} \operatorname{Im} \int F_{\mathbb{D}}^2 dz. \quad (20)$$

Then $H_{\mathbb{D}}$ is constant on both arcs uv and vu . Let those constant be equal to ζ and ξ , respectively. Here uv is the counterclockwise arc on $\partial\mathbb{D}$ from u to v and vu from v to u . Then $\xi - \zeta = 2\beta/\pi > 0$. Moreover, from (18) it follows that

$$H_{\mathbb{D}}(z) = \frac{2}{\pi^2} \operatorname{Im} \left(-\frac{1}{z} \right) + \mathcal{O} \left(\log \frac{1}{|z|} \right) \quad (21)$$

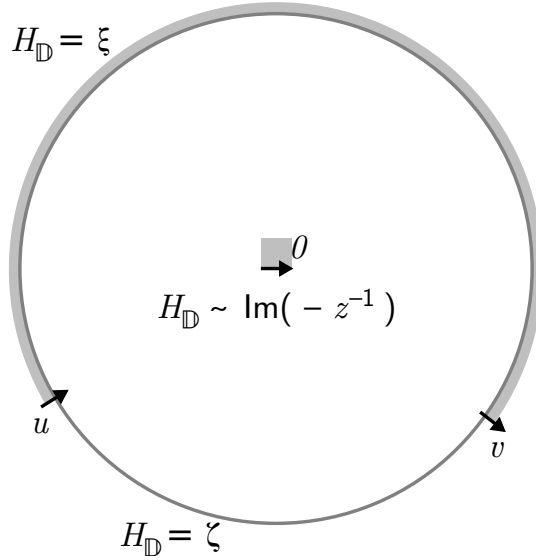


FIGURE 8. Boundary values on arcs uv and vu and the pole of $H_{\mathbb{D}}$ at 0. The type of boundary is illustrated by the grey shading which indicates the wired boundary.

as $z \rightarrow 0$. See also Figure 8.

Theorem 2.6. *Suppose that $(\Omega_\delta, a_\delta, b_\delta, w_\delta)$ converges to (Ω, a, b, w) and let $\Psi : \Omega \rightarrow \mathbb{D}$ be the conformal and onto map such that $\Psi(w) = 0$ and $\Psi'(w) > 0$.*

Suppose first that f is a horizontal edge pointing to the east. As δ tends to zero, $\delta^{-1}F_\delta$ and $\delta^{-1/2}\tilde{F}_\delta$ converge to the scaling limits F and \tilde{F} , respectively, which are uniquely determined by

$$F(z; a, b, w) = \sqrt{\Psi'(w) \overline{\Psi'(z)}} F_{\mathbb{D}}(\Psi(z); \Psi(a), \Psi(b)) \quad (22)$$

$$\tilde{F}(z; a, b, w) = \sqrt{\Psi'(z)} \tilde{F}_{\mathbb{D}}(\Psi(z); \Psi(a), \Psi(b)) \quad (23)$$

with α and β given in terms of $\arg u < \arg v < \arg u + 2\pi$ where $u = \Psi(a)$ and $v = \Psi(b)$ as

$$\alpha = 2 \cos \left(\frac{\arg v - \arg u}{2} \right) \quad (24)$$

$$\beta = 2 \sin \left(\frac{\arg v - \arg u}{2} \right) \cos^2 \left(\frac{\arg u + \arg v + \pi}{4} \right). \quad (25)$$

The degenerate cases $a = b$ are obtained as limit of the formulas (24) and (25) as $\arg v - \arg u$ tends to 0 or 2π .

For general direction of f , the same claim holds except that

$$F(z; a, b, w) = \vartheta(f) \sqrt{\Psi'(w) \overline{\Psi'(z)}} F_{\mathbb{D}} \left((\hat{f})^{-1} \Psi(z); (\hat{f})^{-1} \Psi(a), (\hat{f})^{-1} \Psi(b) \right) \quad (26)$$

and u and v are replaced by $u = (\hat{f})^{-1} \Psi(a)$ and $v = (\hat{f})^{-1} \Psi(b)$ in (24) and (25).

The proof is given in Section 3.2, except the ‘‘algebraic part’’ which is presented next.

2.3. Determination of the coefficients α and β . In this section, we assume that the scaling limit of the observable is of the form (18) and we focus on determining

the coefficients α and β under a hypothesis (called $(*)$ or $(*)'$ below) which we verify in the proof of Theorem 2.6.

2.3.1. *Zeros of Q and the coefficients α and β in the case $u \neq v$.* Write

$$F_{\mathbb{D}}(z) = \frac{2}{\pi} \sqrt{\frac{Q(z)}{z^2(z-u)(z-v)}}$$

where $F_{\mathbb{D}}$ is as in (18).

In this section we expand Q as

$$\begin{aligned} Q(z) &= (-z^2 + i\alpha z + 1)(z-u)(z-v) + \beta(u-v)z^2 \\ &= -z^4 + (i\alpha + u + v)z^3 + (1 - i\alpha(u+v) - uv + \beta(u-v))z^2 \\ &\quad + (-u - v + i\alpha uv)z + uv \end{aligned} \quad (27)$$

which we compare to another expression later.

Now we claim that

$(*)$ Q has to have two zeros n and m , both of multiplicity two, such that one of them lies on the arc uv and the other one on vu .

We will verify the claim $(*)$ in the proof of Theorem 2.6 in Section 3.2. Basically it results from the fact that the singularities of F at a and b are of the same type as the singularities of \tilde{F} at a and b . Thus we define the coefficient in front of that singularity, say, at a by comparing F to \tilde{F} and analyze the relative signs of those coefficients.

The observation $(*)$ makes it possible to determine α and β in terms of u and v . Let's write

$$u = e^{iv}, \quad v = e^{i\phi}, \quad v < \phi < v + 2\pi.$$

Expand Q as

$$\begin{aligned} Q(z) &= -(z-m)^2(z-n)^2 \\ &= -z^4 + 2(m+n)z^3 - (m^2 + n^2 + 4mn)z^2 + 2mn(m+n)z - m^2n^2 \end{aligned} \quad (28)$$

and compare (27) and (28). If we ignore for the time being the coefficient of z^2 , we have to solve the equation system

$$i\alpha + u + v = 2(m+n) \quad (29)$$

$$i\alpha uv - u - v = 2mn(m+n) \quad (30)$$

$$uv = -m^2n^2 \quad (31)$$

for α, m and n . Let $\rho \in \mathbb{C}$ be such that $\rho^2 = -uv$ and let's suppose that

$$mn = \rho. \quad (32)$$

Then (31) is satisfied. We resolve the choice of ρ later.

Now by (29) and (30)

$$i\alpha uv - u - v = \rho(i\alpha + u + v)$$

When $w \neq -1$, this gives

$$\alpha = i\rho^{-1}(u+v).$$

Plugging this back in (29) gives

$$m+n = \frac{1}{2}(1 - \rho^{-1})(u+v) =: \mu \quad (33)$$

Then

$$m = \frac{\mu + \sqrt{\mu^2 - 4\rho}}{2}, \quad n = \frac{\mu - \sqrt{\mu^2 - 4\rho}}{2}.$$

It's not necessary to solve these equations explicitly. It suffices to verify later that $\mu \in \mathbb{R}\sqrt{\rho}$ and $\mu^2 - 4\rho \in \mathbb{R}_-\rho$. Then $|m| = |n| = 1$ and both arcs uv and vu contain one of the points m, n .

Solve next β from the coefficient of Q and using (32) and (33)

$$\begin{aligned} -(u-v)\beta &= m^2 + n^2 + 4mn + 1 - i\alpha(u+v) - uv \\ &= \frac{1}{4}(1-\rho^{-1})^2(u+v)^2 + 2\rho + 1 + \rho^{-1}(u+v)^2 + \rho^2 \\ &= \frac{1}{4}(1+\rho^{-1})^2(u+v)^2 + (1+\rho)^2 \\ &= \frac{1}{4}(4+\rho^{-2}(u+v)^2)(1+\rho)^2 = -\frac{1}{4}\frac{(u-v)^2}{uv}(1+\rho)^2 \end{aligned}$$

Use the explicit formula $\rho = \exp\left(i\frac{v+\phi\pm\pi}{2}\right)$ to write that

$$\begin{aligned} \beta &= \frac{1}{4}\frac{u-v}{uv}(1+\rho)^2 \\ &= \frac{1}{4}e^{-i\frac{v+\phi}{2}} \cdot \left[-2i\sin\left(\frac{\phi-v}{2}\right)\right] \cdot e^{i\frac{v+\phi\pm\pi}{2}} \cdot \left[2\cos\left(\frac{v+\phi\pm\pi}{4}\right)\right]^2 \end{aligned}$$

Hence $\beta \geq 0$ only when $\rho = \exp\left(i\frac{v+\phi+\pi}{2}\right)$. Thus we have show the following result.

Proposition 2.7. *A function of the form (18) satisfies (*) if and only if*

$$\begin{aligned} \alpha &= 2\cos\left(\frac{\phi-v}{2}\right) \\ \beta &= 2\sin\left(\frac{\phi-v}{2}\right)\cos^2\left(\frac{v+\phi+\pi}{4}\right) \end{aligned}$$

where $v = \arg u$, $\phi = \arg v$ and they satisfy $v < \phi < v + 2\pi$.

2.3.2. *The special case $u = v$.* If $u = v$, then $\beta = 0$. Write

$$F_{\mathbb{D}}(z) = \frac{2}{\pi}\sqrt{\frac{\hat{Q}(z)}{z^2}}$$

where

$$\tilde{Q}(z) = -z^2 + i\alpha z + 1 \tag{34}$$

A similar claim as (*) states that

(*)' \tilde{Q} has a zero n of multiplicity two. When $\arg u = \arg v$, then $\partial_\nu H_{\mathbb{D}} > 0$ piecewise everywhere and when $\arg v = \arg u + 2\pi$, then $\partial_\nu H_{\mathbb{D}} < 0$ piecewise everywhere.

We will verify the claim (*)' also in the proof of Theorem 2.6 in Section 3.2. Here ∂_ν is the derivative to the direction of the outer normal at the boundary of \mathbb{D} .

Write

$$\tilde{Q}(z) = -(z-n)^2 = -z^2 + 2nz - n^2. \tag{35}$$

Then $n = \pm i$ and $\alpha = \pm 2$ by comparing (34) and (35).

Write

$$H_{\mathbb{D}}(z) = \text{Im}\left(-z - \frac{1}{z} + i\alpha \log z + \text{const.}\right).$$

Since $\partial_\nu = r\partial_r = x\partial_x + y\partial_y = z\partial + \bar{z}\bar{\partial}$,

$$\partial_\nu H_{\mathbb{D}}(z) = \operatorname{Im} \left(-z + \frac{1}{z} + i\alpha \right) = \alpha - 2 \sin \arg z$$

for any $z \in \partial\mathbb{D}$. When $\alpha = 2$, then $n = i$ and $\partial_\nu H_{\mathbb{D}} > 0$ except at $z = n$, where as when $\alpha = -2$, then $n = -i$ and $\partial_\nu H_{\mathbb{D}} < 0$ except at $z = n$. Notice that these are consistent with taking the corresponding limits of the formulas in Proposition 2.7.

3. THE SCALING LIMIT OF THE OBSERVABLE

3.1. The operators Δ and ∂ , Green's function etc. On a square lattice Γ define the linear operator $\Delta_1^\Gamma : \mathbb{C}^{V(\Gamma)} \rightarrow \mathbb{C}^{V(\Gamma)}$ called unnormalized discrete Laplace operator as

$$\Delta_1^\Gamma H(z) = \sum_{w \sim z} H(w) - H(z).$$

Similarly for define the unnormalized discrete versions of the complex derivatives ∂ and $\bar{\partial}$ as operators $\partial_1^\Gamma : \mathbb{C}^{V(\Gamma)} \rightarrow \mathbb{C}^{V(\Gamma^*)}$ and $\bar{\partial}_1^\Gamma : \mathbb{C}^{V(\Gamma)} \rightarrow \mathbb{C}^{V(\Gamma^*)}$ defined by

$$\partial_1^\Gamma H(z) = \frac{1}{2} \sum_{w \stackrel{\Gamma^*}{\sim} z} \frac{\bar{w} - \bar{z}}{|w - z|} H(w)$$

and

$$\bar{\partial}_1^\Gamma H(z) = \frac{1}{2} \sum_{w \stackrel{\Gamma^*}{\sim} z} \frac{w - z}{|w - z|} H(w)$$

where $w \stackrel{\Gamma^*}{\sim} z$ means that z and w are neighbors on the square lattice with vertices $V(\Gamma) \cup V(\Gamma^*)$. Notice that $\partial_1^{\Gamma^*}$ and $\bar{\partial}_1^{\Gamma^*}$ map $\mathbb{C}^{V(\Gamma^*)}$ to $\mathbb{C}^{V(\Gamma)}$. Usually we drop the upper index Γ and furthermore for instance, denote both ∂_1^Γ and $\partial_1^{\Gamma^*}$ by ∂_1 . There is no possibility for confusion since they operate on different spaces.

Let's apply the above operators in a slightly more concrete situation. Suppose now that Γ_\bullet is a square lattice which is $\sqrt{2}\delta\mathbb{Z}^2$ rotated by the angle $\pi/4$ and Γ_\circ its dual lattice. Set Γ to be the square lattice with vertices $V(\Gamma_\bullet) \cup V(\Gamma_\circ)$. Let $\Delta_{1,\bullet}$ be the Laplace operator of Γ_\bullet . It standard to verify the following result.

Lemma 3.1. $\bar{\partial}_1 \partial_1|_{V(\Gamma_\bullet)} = \partial_1 \bar{\partial}_1|_{V(\Gamma_\bullet)} = \frac{1}{4} \Delta_{1,\bullet}$.

To get operators that correspond to the continuum operators, we define

$$\Delta_\bullet = \frac{1}{2\delta^2} \Delta_{1,\bullet}, \quad \partial = \frac{1}{\sqrt{2}\delta} \partial_1, \quad \bar{\partial} = \frac{1}{\sqrt{2}\delta} \bar{\partial}_1.$$

The next result gives the existence of discrete Green's function. The proof can be found in [18].

Proposition 3.2. *For each $z_0 \in V(\Gamma_\bullet)$, there exists function a unique function $G_{z_0} : \mathbb{C}^{V(\Gamma_\bullet)} \rightarrow \mathbb{C}$ such that $G_{z_0}(z_0) = 0$, $\Delta_{1,\bullet} G_{z_0}(\cdot) = \delta_{\cdot, z_0}$ and G_{z_0} grows sublinearly at infinity. It satisfies the asymptotic equality*

$$G_{z_0}(z) = \frac{1}{2\pi} \log \left(\frac{|z - z_0|}{\sqrt{2}\delta} \right) + C + \mathcal{O} \left(\frac{\delta^2}{|z - z_0|^2} \right) \quad \text{as } z \rightarrow \infty. \quad (36)$$

Extend G_{z_0} holomorphically to Γ_\circ , that is, suppose that it satisfies $\bar{\partial}_1 G_{z_0} = 0$. The extension is defined up to an additive constant and well-defined locally, but globally it might be multivalued. However $\mathcal{C} := \partial_1 G_{z_0}$ is well-defined and single-valued globally. It satisfies for $z \in \Gamma^*$,

$$\mathcal{C}(z) = \sigma(z) D_\bullet G_{z_0}(z) \quad (37)$$

where D_\bullet is the (unnormalized) difference operator along the edge of Γ_\bullet going through the site z (which is the midpoint of the edge) and $\sigma(z)$ takes values $e^{i(\frac{\pi}{4} + k\frac{\pi}{2})}$, $k = 0, 1, 2, 3$, depending only on the direction and orientation of the edge. Remember that $\lambda = e^{-i\frac{\pi}{4}}$. Thus the values of $\mathcal{C}(z)$ on Γ^* are restricted on the lines $\lambda\mathbb{R}$ and $\bar{\lambda}\mathbb{R}$.

Next take a square lattice Γ_\diamond so that the vertices $V(\Gamma)$ are the midpoints of the horizontal edges of Γ_\diamond . Then the vertices $V(\Gamma^*)$ are the midpoints of the vertical edges of Γ_\diamond and we can define \mathcal{C} on the vertical edges to be the value of \mathcal{C} on Γ^* constructed above. Define $\mathcal{C}(z)$ for any $z \in V(\Gamma_\diamond)$ to be the sum \mathcal{C} on the two vertical edges ending to z .

Remember the notation $\hat{e} = (e_+ - e_-)/|e_+ - e_-|$ and define subsets

$$E_\alpha = \{e \in E(\delta\mathbb{L}^\diamond) : \hat{e} = \alpha\} \quad (38)$$

for $\alpha = \pm 1, \pm i$. Here e_\rightarrow is e with its canonical orientation (counterclockwise around each black square). Let $f \in E(\delta\mathbb{L}_\rightarrow^\diamond)$. Suppose that $V(\Gamma_\bullet)$ are on the midpoints of $E_{\hat{f}}$. Then $V(\Gamma_\circ)$ are on the midpoints of $E_{-\hat{f}}$ and similarly $V(\Gamma^*)$ are midpoints of $E_{i\hat{f}} \cup E_{-i\hat{f}}$ where we use the notation that αf is f rotated by the complex factor α . Define $\mathcal{C}_{f,\delta}(e)$ for any $e = \{v, w\} \in E_{i\hat{f}} \cup E_{-i\hat{f}}$ to be $\mathcal{C}(\frac{1}{2}(v + w))$ constructed above for Γ^* .

Definition 3.3. For any $z \in V(\mathbb{L}^\diamond)$, define $\mathcal{C}_{f,\delta}(z)$ to be the sum of the values $\mathcal{C}_{f,\delta}(e)$ on the two edges in $e \in E_{i\hat{f}} \cup E_{-i\hat{f}}$ that end to z .

Proposition 3.4. *The discrete Cauchy kernel $\mathcal{C}_{f,\delta} : V(\delta\mathbb{L}^\diamond) \rightarrow \mathbb{C}$ satisfies the following properties.*

- (1) $\overline{\vartheta(f)}\mathcal{C}_{f,\delta}$ is spin preholomorphic everywhere except at f .
- (2) At f , $\mathcal{C}_{f,\delta}(f_+) = -\mathcal{C}_{f,\delta}(f_-) = \frac{1}{2\sqrt{2}}(\hat{f})^{-1}$.
- (3) The asymptotic equality

$$\mathcal{C}_{f,\delta}(z) = \frac{\sqrt{2}}{2\pi} \frac{\delta}{z - z_0} + \mathcal{O}\left(\frac{\delta^2}{|z - z_0|^2}\right) \quad (39)$$

holds for $z \in V(\delta\mathbb{L}^\diamond)$ as $z \rightarrow \infty$.

Proof. (1) The prefactor $\overline{\vartheta(f)}$ is needed for (12). With this prefactor it is easy to verify that on $E_{i\hat{f}} \cup E_{-i\hat{f}}$ the complex phase of $\mathcal{C}_{f,\delta}(e)$ is $\vartheta(e)$. Thus (12) is satisfied on $E_{i\hat{f}} \cup E_{-i\hat{f}}$. It is easy to verify that the correct complex phase on $E_{i\hat{f}} \cup E_{-i\hat{f}}$ and the fact, that values of $\mathcal{C}_{f,\delta}(e)$ on $E_{i\hat{f}} \cup E_{-i\hat{f}}$ satisfy the discrete Cauchy–Riemann equations, imply that (12) holds on $E_{\hat{f}} \cup E_{-\hat{f}}$.

(2) The values of Green’s function on the four neighboring sites of the source are by symmetry equal to $\frac{1}{4}$. Thus at the four edges $e = e_{SW}, e_{SE}, e_{NE}, e_{NW}$ in $E_{i\hat{f}} \cup E_{-i\hat{f}}$ which are neighbors of f , the value of $\mathcal{C}_{f,\delta}(e)$ is equal to $-\lambda\frac{1}{4}, \bar{\lambda}\frac{1}{4}, \lambda\frac{1}{4}, -\bar{\lambda}\frac{1}{4}$, respectively. The claim follows easily.

(3) The claim follows from the definition of $\mathcal{C}_{f,\delta}(z)$ at a vertex as the sum of the values at two neighboring edges. At the edges, use (36) and (37). \square

3.2. Convergence of the observable.

Proof of Theorem 2.6. The convergence of $\delta^{-1/2}\tilde{F}_\delta$ to \tilde{F} was shown in [33]. Thus we need to only show the convergence of $\delta^{-1}F_\delta$ to F .

The key element of the proof the convergence of $\delta^{-1/2}\tilde{F}_\delta$ in [33] was that \tilde{F}_δ is spin holomorphic. The same argument goes through for F_δ showing that it is spin

holomorphic everywhere except at the edge f . At f , it fails to be spin holomorphic since $F_\delta(f_+) \neq F_\delta(f_-)$; in fact, $F_\delta(f_+) = -F_\delta(f_-) = 1$.

Next we make the following assumption

(**) On any compact subset of $\Omega \setminus \{w\}$ the sequence of functions $(\frac{1}{\delta}F_\delta)_{\delta>0}$ is uniformly bounded.

We will later show that the assumption (**) indeed holds.

Take any sequence of compact sets K_n increasing to $\Omega \setminus \{w\}$. Using standard arguments of [9] for spin preholomorphic functions, we can show that $(\frac{1}{\delta}F_\delta)_{\delta>0}$ are equicontinuous on any K_n and hence by a diagonal argument any subsequence of $(\frac{1}{\delta}F_\delta)_{\delta>0}$ contains a subsequence which converges uniformly on any compact subset of $\Omega \setminus \{w\}$. Let $F = \lim_{n \rightarrow \infty} \frac{1}{\delta_n}F_{\delta_n}$.

Let $\tilde{C}_{f,\delta}$ be the discrete Cauchy kernel introduced above with the ‘‘singularity’’ at w scaled by a factor $2\sqrt{2} \overline{\vartheta(f)}$. Write $\hat{F}_\delta = F_\delta - \tilde{C}_{f,\delta}$. Then we easily see that \hat{F}_δ is spin holomorphic in Ω_δ including f . We can assume that $\partial B(w, r) \subset K_n$ for some n . If $\frac{1}{\delta}|F_\delta| \leq M$ in K_n and $\frac{1}{\delta}|\mathcal{C}_\delta| \leq C$ near $\partial B(w, r)$, then $\frac{1}{\delta}|\hat{F}_\delta| \leq M + C$ near $\partial B(w, r)$. By summing the function $\frac{1}{\delta}\hat{F}_\delta$ against the Cauchy kernel (discrete Cauchy formula, see Proposition 2.22 of [8]), we can extend this estimate to the interior of $B(w, r)$. Therefore $\frac{1}{\delta}\hat{F}_\delta$ remains bounded on any compact subset of Ω and we can extract a subsequence $\frac{1}{\delta_n}\hat{F}_{\delta_n}$ that converges on any compact subset of Ω . Thus the subsequence $\frac{1}{\delta_n}F_{\delta_n}$ converges to a function of the form

$$F(z) = \overline{\vartheta(f)} \left[\frac{2}{\pi} \frac{1}{z - w} + \hat{F}(z) \right] \quad (40)$$

where \hat{F} is a holomorphic function on Ω . To simplify the notation, absorb the factor $\overline{\vartheta(f)}$ to the variables z, a, b, w by setting $z' = z\overline{\vartheta(f)}$ etc., but let's continue to denote the points z, a, b, w . Then

$$F(z) = \frac{2}{\pi} \frac{1}{z - w} + \hat{F}(z). \quad (41)$$

Notice that the change of variables corresponds to rotating the picture so that the edge f points to the east, which we can therefore assume without loss of generality.

By the assumption (**), $\frac{1}{\delta}H_\delta$ is uniformly bounded on compact subsets of $\Omega \setminus \{w\}$ where H_δ is defined as in (13). Hence $\frac{1}{\delta}H_\delta$ is equicontinuous on compact subset by arguments of [9] and we can extract a subsequence that converges uniformly on any of the set K_n . We can assume that this sequence is δ_n chosen above. By (40) and by the fact that there is no monodromy around w , the limit of $\frac{1}{\delta_n}H_{\delta_n}$ has to be of the form

$$H = \lim_{n \rightarrow \infty} \frac{1}{\delta_n}H_{\delta_n} = \frac{2}{\pi^2} \left[\operatorname{Im} \left(-\frac{1}{z - w} + i\alpha \log(z - w) \right) + \hat{H}(z) \right]$$

where $\alpha \in \mathbb{R}$ is a constant and \hat{H} is a harmonic function on Ω . Since the boundary conditions of H_δ where Dirichlet on both boundary arcs, say, equal to ζ_δ and ξ_δ with $\beta_\delta := \xi_\delta - \zeta_\delta > 0$, the quantities $\frac{1}{\delta_n}\zeta_{\delta_n}$ and $\frac{1}{\delta_n}\xi_{\delta_n}$ must remain bounded. Otherwise $\frac{1}{\delta_n}H_{\delta_n}$ wouldn't converge. (Essentially, near that part of the boundary, where the values go to $\pm\infty$ with the quickest rate, the uniform boundedness in compact subsets and the large boundary values are in contradiction.) Hence H has piecewise constant boundary values, i.e. it satisfies Dirichlet boundary conditions which can be described in the following way: if $\Psi : \Omega \rightarrow \mathbb{D}$ is conformal and onto and such

that $\Psi(w) = 0$ and $\Psi'(w) > 0$, then $H = H_{\mathbb{D}} \circ \Psi$ where

$$H_{\mathbb{D}} = \frac{2}{\pi^2} \operatorname{Im} \left(-\frac{1}{z} - z + i\alpha \log z + \beta \log \frac{z-u}{z-v} \right) + \text{const.} \quad (42)$$

We have to show that $\alpha \in \mathbb{R}$ and $\beta \geq 0$ are uniquely determined. We do this by showing that the assumptions $(*)$ and $(*)'$ of Section 2.3 hold.

First we will observe that F is single valued. This follows directly from the properties F_{δ} .

Next we write $\beta_{\delta} = |\tilde{F}_{\delta}(f)|^2$. Counting the changes in the number of loops when $f_o \smile f_i$ is removed from the loop configuration of $G_{f_o \smile f_i}$ and $e_o \smile e_i$ is added, shows that $\beta_{\delta} = |F_{\delta}(e_o)|^2 = |F_{\delta}(e_i)|^2$. The convergence of \tilde{F}_{δ} shows that $\delta^{-1}\beta_{\delta} \rightarrow \beta_0$ for some $\beta_0 > 0$ (notice that $\beta_0 = |\operatorname{Re} \tilde{F}_{\mathbb{D}}(0)| = \frac{2}{\pi}\beta$ in the continuum, see also Remark 2.5).

Let $\varepsilon_{\delta} = F_{\delta}(e_o)/\tilde{F}_{\delta}(e_o)$. Notice that ε_{δ} is real-valued. Then $|\varepsilon_{\delta}|^2 = \beta_{\delta}$ by the above argument and $\varepsilon_{\delta} = -F_{\delta}(e_i)/\tilde{F}_{\delta}(e_i)$ by the fact that the two open paths in the loop configuration concatenated with $f_o \smile f_i$ and $e_o \smile e_i$ form together a closed simple loop, which thus makes one full $\pm 2\pi$ turn.

Next we will notice that by using \tilde{F}_{δ} , we can define

$$F_{\delta}^{(a)} = F_{\delta} + \varepsilon_{\delta} \tilde{F}_{\delta}, \quad F_{\delta}^{(b)} = F_{\delta} - \varepsilon_{\delta} \tilde{F}_{\delta}$$

which are discrete holomorphic in $\Omega_{\delta} \setminus \{f\}$. The corresponding functions $H_{\delta}^{(a)}$ and $H_{\delta}^{(b)}$ are approximately discrete harmonic in the same sense as H . The function $H_{\delta}^{(a)}$ doesn't have jump at a and similarly, $H_{\delta}^{(b)}$ doesn't have jump at b . Therefore after transforming conformally to the unit disc, it follows that the scaling limits $F_{\mathbb{D}}^{(a)}$ and $F_{\mathbb{D}}^{(b)}$ can be continued holomorphically to neighborhoods of a and b , respectively.

Consequently, for $\varepsilon = \lim_{\delta \rightarrow 0} \delta^{-1/2} \varepsilon_{\delta}$

$$F_{\mathbb{D}}(z) = -\varepsilon \tilde{F}_{\mathbb{D}}(z) + \text{holomorphic} \quad , \quad \text{as } z \rightarrow u \quad (43)$$

$$F_{\mathbb{D}}(z) = +\varepsilon \tilde{F}_{\mathbb{D}}(z) + \text{holomorphic} \quad , \quad \text{as } z \rightarrow v \quad (44)$$

where $u = \Psi(a)$ and $v = \Psi(b)$.

Now (18) follows from (42). Write $F_{\mathbb{D}} = \sqrt{Q(z)/P(z)}$ as we did in Section 2.3. If $F_{\mathbb{D}}(e^{i\theta}) = \phi(\theta)\tau(\theta)^{-1/2}$, then the only way that the properties (43) and (44) can be satisfied is that $\phi(\theta)$ is zero for some $\theta = \theta_1 \in (v, \phi)$ as well as for some $\theta = \theta_2 \in (\phi, v + 2\pi)$. Here $v = \arg u$ and $\phi = \arg v$.

Consequently, it follows that $Q(z)$ has root of order $2 + 4k_1$ or $2 + 4k_2$ for some integer k_j , $j = 1, 2$, at $m = e^{i\theta_1}$ and at $n = e^{i\theta_2}$, respectively. Since Q is of order 4, $k_1 = k_2 = 0$. Thus $Q(z) = -(z-m)^2(z-n)^2$. Thus $(*)$ follows. A similar argument gives $(*)'$.

By the calculation of Section 2.3 the values of α and β are uniquely determined and given by Proposition 2.7. This shows that the limit of $\frac{1}{\delta_n} H_{\delta_n}$ is unique along any subsequence such that $\frac{1}{\delta_n} F_{\delta_n}$ and $\frac{1}{\delta_n} H_{\delta_n}$ converge to F and H . Since $F = \sqrt{4i\partial\bar{H}}$, also F is uniquely determined. Since it holds that a subsequence of any subsequence of $(\frac{1}{\delta} F_{\delta})$ converges to this unique F_{δ} , the whole sequence converges to F . We have arrived to the claim of the theorem.

It remains to be shown that the assumption $(**)$ holds. Assume on contrary that in a compact subset K of $\Omega \setminus \{w\}$ the sequence $M_n = \sup_K |\frac{1}{\delta_n} F_{\delta_n}|$ goes to infinity. Since increasing K only increases M_n we can assume that $A(w, r/2, 2r) \subset K$ for some $r > 0$. The sequence $\frac{1}{\delta_n M_n} F_{\delta_n}$ is uniformly bounded on K and hence equicontinuous.

Define $\hat{F}_\delta = F_\delta - \mathcal{C}_\delta$ as we did above. The functions $\frac{1}{\delta_n M_n} \hat{F}_{\delta_n}$ extend holomorphically to $\hat{K} := K \cup B(w, r)$ and is uniformly bounded on \hat{K} and hence equicontinuous. Take a subsequence, still denoted by δ_n , such that $\frac{1}{\delta_n M_n} F_{\delta_n}$ and $\frac{1}{\delta_n M_n} \hat{F}_{\delta_n}$ converge to some F and \hat{F} . The functions F and \hat{F} are holomorphic and F is not identically zero.

Define functions H_δ and \hat{H}_δ similarly as in (13) using the spin holomorphic functions F_δ and \hat{F}_δ , respectively. Then $\frac{1}{\delta_n M_n^2} H_{\delta_n}$ and $\frac{1}{\delta_n M_n^2} \hat{H}_{\delta_n}$ are uniformly bounded in K and \hat{K} respectively. It follows from the fact that the boundary values of H are piecewise constant and that $\frac{1}{\delta_n M_n^2} H_{\delta_n}$ uniformly bounded on $\Omega \setminus B(w, r)$. Hence we can take a subsequence (still denoted by δ_n) such that $\frac{1}{\delta_n M_n^2} H_{\delta_n}$ and $\frac{1}{\delta_n M_n^2} \hat{H}_{\delta_n}$ converge to some function H and \hat{H} , respectively. We can assume that the former converges uniformly on any compact subset of $\bar{\Omega} \setminus \{w, a, b\}$ and the latter on \hat{K} , which includes a neighborhood w . Now

$$H = \frac{1}{2} \operatorname{Im} \int \lim_{n \rightarrow \infty} \frac{1}{\delta_n M_n^2} (\mathcal{C}_\delta + \hat{F})^2 dz = \frac{1}{2} \operatorname{Im} \lim_{n \rightarrow \infty} \int \frac{1}{\delta_n M_n^2} \hat{F}^2 dz = H_0$$

on $\hat{K} \setminus \{w\}$. It follows that H extends harmonically to w and hence $H = H_{\mathbb{D}} \circ \Psi$ where $\Psi : \Omega \rightarrow \mathbb{D}$ is conformal and

$$H_{\mathbb{D}}(z) = \beta \operatorname{Im} \log \frac{z - u}{z - v} + \text{const.}$$

for some $\beta \geq 0$. To reach a contradiction, we will show that $H_{\mathbb{D}}$ has a critical point somewhere in $\bar{\mathbb{D}} \setminus \{u, v\}$.

Notice that the boundary values of H_δ are ζ, ξ, η and $\eta + 1$ on the arcs $a_\delta b_\delta$ and $b_\delta a_\delta$ and at the points $w_\delta - i\delta/2$ and $w_\delta + i\delta/2$, respectively. We know that $0 < \xi - \zeta < 1$. Therefore either $\xi < \eta + 1$ or $\eta < \zeta$. Suppose that the former happens. The other case can be dealt with in a similar manner.

By applying maximum principle to H_δ^\bullet , it follows that there exists from any point z a path to the boundary of the domain or to w_δ such that H_δ^\bullet is strictly increasing along the path. By the values of the normal derivative on the boundary the path can only hit $b_\delta a_\delta$ or w_δ . Furthermore the points that can be connected to $b_\delta a_\delta$ form a connected set and likewise the points that can be connected to w_δ and those sets exhaust the whole set of vertices. Define the boundary I between those sets as being the set of edges whose one end is in one of the sets and the other is in the other set. Let x^* be the vertex in I that has the maximal value of H_δ^\bullet in that set. Since $\eta + 1 > \xi$, the point x^* can't be close to w_δ for small δ . By compactness of $\bar{\Omega}$ we can suppose that $x_{\delta_n}^*$ converges as $n \rightarrow \infty$ to some point $x^* \in \bar{\Omega} \setminus \{w\}$.

Suppose that $x^* \in \Omega \setminus \{w\}$. Then for any $r > 0$ such that $B(x^*, r) \subset \Omega \setminus \{w\}$ it holds that $H_\delta^\bullet - H_\delta^\bullet(x_\delta^*)$ changes sign at least 4 times along $\partial B(x^*, r)$. Furthermore the angles at which the peaks and valleys appear are bounded away from each other. By convergence of $\frac{1}{\delta_n M_n^2} H_{\delta_n}$ to H to this continuous to hold for x^* . Since $H = \operatorname{Im} \Psi$ for some holomorphic Ψ in the neighborhood, we find that $\Psi'(x^*) = 0$ and x^* is a saddle point for H . This is a contradiction.

A similar conclusion on a contradiction can be made for $x^* \in \partial\Omega$. Thus (**)
holds. \square

Finally, we need still the following result on the convergence of the observables which can be extracted from the above proof. The proof of the conjecture is similar to the beginning of the proof of Theorem 4.3 in [9].

Corollary 3.5 (Uniform convergence of observables over a class of domains). *The convergence in Theorem 2.6 is uniform with respect to $(\Omega; a, b, w)$, whenever $B(w, r) \subset \Omega \subset B(w, R)$. More specifically, for each $\delta > 0$, there is $\varepsilon(\delta) > 0$ such that $\varepsilon(\delta) \rightarrow 0$ as $\delta \rightarrow 0$ and*

$$\sup_{z \in (\Omega_\delta)_{w_\delta, r}} |\delta^{-1} F_\delta(z; \Omega_\delta, a_\delta, b_\delta, w_\delta) - F(z; \Omega_\delta, a_\delta, b_\delta, w_\delta)| < \varepsilon(\delta) \quad (45)$$

for all discrete domains $(\Omega_\delta, a_\delta, b_\delta, w_\delta)$ such that $B(w_\delta, r) \subset \Omega \subset B(w_\delta, R)$. Here $(\Omega_\delta)_{w_\delta, r}$ is the r -connected neighborhood of w_δ in Ω_δ . The same claim holds when F_δ is replaced by \tilde{F}_δ .

Proof. Assume the opposite: there is $\varepsilon > 0$ and sequence $(\Omega_{\delta_n}, a_{\delta_n}, b_{\delta_n}, w_{\delta_n})$ and $z_n \in (\Omega_{\delta_n})_{w_{\delta_n}, r}$ such that

$$|\delta_n^{-1} F_{\delta_n}(z_n; \Omega_{\delta_n}, a_{\delta_n}, b_{\delta_n}, w_{\delta_n}) - F(z_n; \Omega_{\delta_n}, a_{\delta_n}, b_{\delta_n}, w_{\delta_n})| \geq \varepsilon.$$

The claim for \tilde{F}_δ can be proven using a similar assumption.

The sequence $(\Omega_{\delta_n}, a_{\delta_n}, b_{\delta_n}, w_{\delta_n})$ is compact in the Carathéodory convergence as well as the sequence z_n . Thus we can choose a subsequence of δ_n such that they converge, say, to (Ω, a, b, w) and z , respectively. The proof of Theorem 2.6 implies that $\delta_n^{-1} F_{\delta_n}(z_n; \Omega_{\delta_n}, a_{\delta_n}, b_{\delta_n}, w_{\delta_n})$ will converge to $F(z; \Omega, a, b, w)$. Moreover, from the explicit formula for F , we see that $F(z_n; \Omega_{\delta_n}, a_{\delta_n}, b_{\delta_n}, w_{\delta_n})$ converges to $F(z; \Omega, a, b, w)$. This leads to a contradiction. \square

4. A PRIORI BOUNDS FOR EXPLORATION TREES AND LOOP ENSEMBLES

In this section, we present some results which we classify as a priori results. They describe properties that ensure the regularity of branches, trees and loops in a manner that is needed for their convergence. We use often the framework of estimates established in [16] and thus, in this particular case, ultimately rely on the estimates of FK Ising crossing probabilities of [5] for general topological quadrilaterals.

4.1. One-to-one correspondence of the tree and the loop-ensemble in the limit. In the discrete setting we are given a tree–loop ensemble pair. The tree and the loop ensemble are in one-to-one correspondence as explained earlier. Recall that,

- given the loop ensemble, the tree is constructed by the exploration process which follows the loops and jumps to the next loop at points where the followed loop turns away from the target point.
- the loops are recovered from the tree by noticing that each loop corresponds to a small square where the branching to that loop occurs (this correspondence is 1-to-1, when we also count the root as one of the branching points). We take the incoming edge, which is opposite to the other incoming edge that we used to arrive to the small square for the first time, and select the branch corresponding to that target edge. The loop is constructed from the branch by taking the part between the first exit and last arrival and then adding to the path the edge of the small square that closes it to a loop.

We will show that the probability laws that we are considering form a precompact set in the topology of weak convergence of probability measures. Take a subsequence of the sequence of the tree – loop ensemble pairs that converges weakly. We can choose a probability space so that they converge almost surely. Next theorem summarizes the convergence of the tree – loop ensemble pair. The second assertion

basically means that there is a way to *reconstruct the loops from the tree* also in the limit.

Theorem 4.1. *Let $(\Theta^{\mathbb{D}}, \mathcal{T}^{\mathbb{D}})$ be the almost sure limit of $(\Theta_{\delta_n}^{\mathbb{D}}, \mathcal{T}_{\delta_n}^{\mathbb{D}})$ as $n \rightarrow \infty$. Write $\Theta^{\mathbb{D}} = (\theta_j)_{j \in J}$ and $\Theta_{\delta_n}^{\mathbb{D}} = (\theta_{n,j})_{j \in J}$ (with possible repetitions) such that almost surely for all $j \in J$, $\theta_{n,j}$ converges to θ_j as $n \rightarrow \infty$, and then set $x_{n,j}$ to be the target point of the branch of $\mathcal{T}_{\delta_n}^{\mathbb{D}}$ that corresponds to $\theta_{n,j}$ in the above bijection (described in the beginning of Section 4.1). Then*

- *Almost surely, the point $x_{n,j}$ converge to some point x_j as $n \rightarrow \infty$ and the branch $T_{x_{n,j}}^+$ converge to some branch denoted by $T_{x_j}^+$ as $n \rightarrow \infty$ for all j . Furthermore, the points x_j that correspond to non-trivial loops (θ_j is not a point) are distinct and they form a dense subset of \mathbb{D} and \mathcal{T} is the closure of $(T_{x_j}^+)_{j \in J}$.*
- *On the other hand, $(T_{x_j}^+)_{j \in J}$ is characterized as being the subset of \mathcal{T} that contains all the branches of \mathcal{T} that have a triplepoint in the bulk or a double-point on the boundary. Furthermore, that double or triple point is unique and it is the target point (that is, endpoint) of that branch. Any loop θ_j can be reconstructed from $(T_{x_j}^+)_{j \in J}$ so that the loop θ_j is the part between the second last and last visit to x_j^+ by $T_{x_j}^+$.*

The proof is postponed to Section 6.

4.2. Bounds related to multiple crossings of an annulus by the tree.

4.2.1. *The bound on multiple crossings and consequences.* Multiple crossings of annuli by random curves was considered in [1, 16]. Below we state the consequences for that type of result for the FK Ising exploration tree. Before that we make some crucial definitions.

We call a random variable X *tight* over a collection of probability measures \mathbb{P} on the probability space, if for each $\varepsilon > 0$ there exists a constant $M > 0$ such that $\mathbb{P}(|X| < M) > 1 - \varepsilon$ for all \mathbb{P} . Remember that a crossing of an annulus $A(z_0, r, R) = \{z \in \mathbb{C} : r < |z - z_0| < R\}$ is a closed segment of a curve that intersects both connected components of $\mathbb{C} \setminus A(z_0, r, R)$ and a minimal crossing is doesn't contain any genuine subcrossings.

Recall the general setup: we are given a collection $(\psi, \mathbb{P}) \in \Sigma$ where the conformal map ψ contains also the information about its domain of definition $(\Omega, v_{\text{root}}, z_0) = (\Omega(\psi), v_{\text{root}}(\psi), z_0(\psi))$ through the requirements

$$\psi^{-1}(\mathbb{D}) = \Omega, \quad \psi(v_{\text{root}}) = -1 \quad \text{and} \quad \psi(z_0) = 0$$

and \mathbb{P} the probability law of FK Ising model on the discrete domain and in particular gives the distribution of the FK Ising exploration tree. Given the collection Σ of pairs (ψ, \mathbb{P}) we define the collection $\Sigma_{\mathbb{D}} = \{\psi\mathbb{P} : (\psi, \mathbb{P}) \in \Sigma\}$ where $\psi\mathbb{P}$ is the pushforward measure defined by $(\psi\mathbb{P})(E) = \mathbb{P}(\psi^{-1}(E))$.

Theorem 4.2. *The following claim holds for the collection of the probability laws of FK Ising exploration trees*

- *for any $\Delta > 0$, there exists $n \in \mathbb{N}$ and $K > 0$ such that the following holds*

$$\mathbb{P}(\text{at least } n \text{ disjoint segments of } \mathcal{T} \text{ cross } A(z_0, r, R)) \leq K \left(\frac{r}{R}\right)^{\Delta}$$

for all $\mathbb{P} \in \Sigma_{\mathbb{D}}$.

and there exists a positive number $\alpha, \alpha' > 0$ such that the following claims hold

- if for each $r > 0$, M_r is the minimum of all m such that each $T \in \mathcal{T}$ can be split into m segments of diameter less or equal to r , then there exists a random variable $K(\mathcal{T})$ such that K is a tight random variable for the family $\Sigma_{\mathbb{D}}$ and

$$M_t \leq K(\mathcal{T}) r^{-\frac{1}{\alpha}}$$

for all $r > 0$.

- All branches of \mathcal{T} can be jointly parametrized so that they are all α' -Hölder continuous and the Hölder norm can be bounded by a random variable $K'(\mathcal{T})$ such that K' is a tight random variable for the family $\Sigma_{\mathbb{D}}$.

The theorem highlights the importance of probability bounds on multiple crossings of annuli. Each of the claims have their own applications below although they are closely related, see [1].

Call segments of branches of the exploration tree crossing an annulus $A = A(z_0, r, R)$ as simply as *(tree) crossings* and open or dual-open paths crossing A in the FK configuration as *arms*.

Lemma 4.3. *It holds that the number of disjoint tree crossings is at most one greater than the number of disjoint arms.*


Proof. Use the notation $\underline{T}(t)$ to denote the order of exploration of branches in the sense that $\underline{T}(t) = T_k(t - k)$ when $t \in [k, k + 1)$ where T_k is the branch to a target point x_k . For a fixed annulus $A = A(z_0, r, R)$, we suppose that we first explore all x_k 's that are not contained in A and only after that x_k 's that are contained in A . The possible crossings are found among the former set of target points and thus we will assume below that $x_k \notin A$.

Denote by $n(t)$ the number of open and dual-open crossings of A observed by time t excluding the edges which are part of the boundary conditions and by $k(t)$ the minimal number of crossings made in the tree given the observation by time t . Then $n(0) = 0$ and $k(0) = 1$.

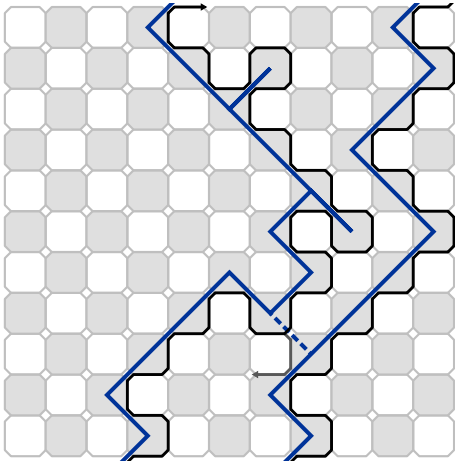
Let τ_1 be the time when the first crossing occurs. Then $k(\tau_1) = 1$ or 2 . If $k(\tau_1) = 1$ then, in fact, there are no further crossings of A . On the other hand, if $k(\tau_1) = 2$ then at least one of the sides of the crossing is monochromatic (open or dual-open).

We claim that on each crossing by the tree that follows, the numbers n and k change so that the change in n is at least as great as the change in k . Thus $k = m$ crossings by the disjoint segments of the tree implies at least $m - 1$ by open or dual-open paths.

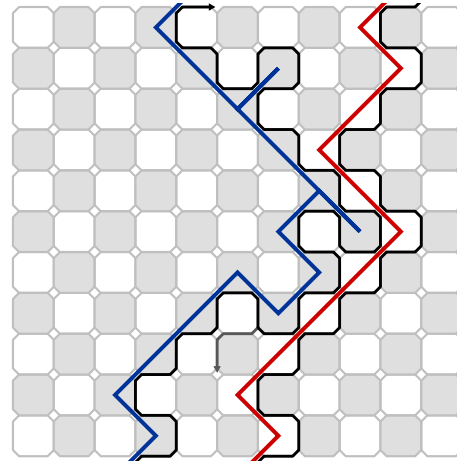
For the claim observe that, if $\underline{T}[s, t]$ is the first minimal crossing (in the sense that it doesn't contain subcrossings) after $u \geq \tau_1$ (by the time u there is at least one crossing), then $\underline{T}[s, t]$ is contained in a connected component V of $\bar{A} \cap (\Omega \setminus \underline{T}[0, s))$ and $\underline{T}[s, t]$ can be disjoint from the left-hand boundary or the right-hand boundary of V or it can intersect both of them. If it is disjoint from both of them, k increases by 2, since both of components of $V \setminus \underline{T}[s, t]$ need to be crossed at least once (and can be explored by crossing only once), and n increases at least by 2, since then both sides of $\underline{T}[s, t]$ are monochromatic (open or dual-open) paths. Notice also that in this case $\underline{T}[s, t]$ is a segment of a single loop. Similarly if one of the sides are disjoint from the boundary, say, from the left-hand boundary, then k increases by 1 — similarly as before — and n increases by at least 1, since the left-hand side of $\underline{T}[s, t]$ is a monochromatic (open or dual-open) path. Namely, in that case, any branching point has to be on the right and if there are any, then all the loops are clockwise loops. Finally if the path touches the boundary on both sides, then k remains unchanged. Thus the claim and the lemma follows. \square



(a) An annular portion of the lattice. The region inside the square is enlarged in (b) and (c).



(b) If the crossing hits the wired arc with its right-hand side (that is, the crossing visits a small square next to the wired boundary), then possible branching, which occurs when there is an edge connecting the left-hand side of the branch to the wired boundary (such as the dashed blue line in the figure), implies that there is no further crossings on the right of this crossing.



(c) Similarly if the right-hand side hits the dual wired boundary, then the tree will branch and there won't be a further crossing to the right of this crossing.

FIGURE 9. Illustration of the crossing by the tree and its implied open or dual-open arms and how touching the boundary prevents a new arm. The crossing occurs here when the black/dark gray reaches the top of the picture

Proof of Theorem 4.2. We need to verify the first claim and the two other claims follow from it, by results of [1].

Let $A = A(z_0, r, R)$ be annulus, $z_0 \in \mathbb{D}$. Since either $B(z_0, \sqrt{rR}) \subset \mathbb{D}$ or $B(z_0, \sqrt{rR}) \cap \partial\mathbb{D} \neq \emptyset$, it holds that we can choose $r_1 = \sqrt{rR}$, $R_1 = R$ or $r_1 = r$, $R_1 = \sqrt{rR}$ such that for $A_1 = A(z_0, r_1, R_1)$, either $A_1 \subset \mathbb{D}$ or $B(z_0, r_1) \cap \partial\mathbb{D} \neq \emptyset$. For that A_1 , apply estimates of conformal distortion — such as those in Section 6.3.4 of [15] — to show that for some universal constant $\alpha > 0$ it holds that there exists $z_1 \in \mathbb{C}$ and $\tilde{r} > 0$ such that the annulus $\tilde{A} = A(z_1, \tilde{r}, \tilde{R})$, where $\tilde{R} = \tilde{r} (R/r)^\alpha$, such that the conformal image of any crossing of A_1 under ψ^{-1} is a crossing of A_2 .

By Lemma 4.3 and the results of [5] (in particular, Lemma 5.7) applied to crossings of A_2 , it follows that for some constant K_n and Δ_n it holds for all annuli $A = A(z_0, r, R)$ and for all $\mathbb{P} \in \Sigma_{\mathbb{D}}$ that

$$\mathbb{P}(\text{at least } n \text{ disjoint segments of } \mathcal{T} \text{ cross } A) \leq K_n \left(\frac{r}{R}\right)^{\Delta_n}.$$

Here the constant Δ_n can be chosen so that they tend to ∞ as $n \rightarrow \infty$. \square

4.3. An annulus crossing property of a single branch. A similar bound as used in [16] will be verified next for a single branch. It will imply a framework of estimates for the random curve which is sufficient for the *tightness in the topology of convergence of curves in the capacity parametrization*.

4.3.1. A bound for unforced crossings. We will make the next definition for any annulus $A = A(z_0, r, R)$, fixed w and any random time τ . We assume that τ belongs to a family of random times which at least contains all geometric stopping times of the type “ τ is equal to the smallest t such that $T_w(t)$ is in the closed set B .”

Definition 4.4. Define A_τ^u to be the set of points $z \in A \cap (U \setminus T_w(0, \tau])$ such that the component of z in $A \cap (U \setminus T_w(0, \tau])$ doesn't disconnect $\gamma(\tau)$ from w in $A \cap (U \setminus T_w(0, \tau])$. We say that A_τ^u is *avoidable* and that any crossing of A which is contained in A_τ^u is *unforced*.

The next definition is a version of Condition G2 of [16].

Condition G. The random curve T_w is said to satisfy a *geometric power-law bound on an unforced crossing* with constants $K > 0$ and $\Delta > 0$, if for any random time $0 \leq \tau \leq 1$ and for any annulus $A = A(z_0, r, R)$ where $0 < r \leq R$,

$$\mathbb{P}(T_w[\tau, 1] \text{ makes a crossing of } A \text{ which is contained in } \overline{A_\tau^u} | T_w[0, \tau]) \leq K \left(\frac{r}{R}\right)^\Delta. \tag{46}$$

Remark 4.5. The difference in the current paper and [16] is that here the target w is an interior point whereas in [16] the target b was a boundary point. However the conditions of [16] are not affected by this (in fact interior points were used in [16] to formulate the conditions in the case of a target on the boundary).

We will then verify the condition.

Theorem 4.6. *Any branch T_w satisfies Condition G and the constants Δ and K can be chosen to be uniform for all U, a, w .*

Proof. We will use the tools from [16] together with the RSW estimate for general quadrilaterals shown in [5].

For a topological quadrilateral (quad) Q denote the event, that the “long sides” are connected by both open and dual-open crossing of Q , by $E(Q)$. Then for any ε , there is a number M such that if the extremal length of Q (measured for the curve family connecting the “short sides”) is greater than M , then the probability of $E(Q)$ is at least $1 - \varepsilon$. Consider A_τ^u and notice that by the tools of Section 2.2 of [16], in particular the inequality (27), we can find a system of separating arcs (see [16]) and the related quads Q_i such that the sum of $1 - \mathbb{P}(E(Q_i))$ over i is at most $1/2$. Thus the probability of the complement of $\bigcap_i E(Q_i)$ is at most $1/2$. Thus for large enough R/r , it follows that the left-hand side of (46) is at most $1/2$. As explained in [16], using this in disjoint concentric annuli implies the claim. \square

4.3.2. *Conformal properties of annulus crossing bounds.* It turns out to be useful to consider the random curves in \mathbb{D} or any other reference domain whose boundary is a smooth simple curve. The reason for this is mainly to be able to extend any regularity considerations all the way to the endpoints of the random curves. Denote by ψ_w the conformal map from \mathbb{D} to U such that 0 is mapped to w and -1 to a .

What enables us to make the analysis in the domain \mathbb{D} , is the following theorem on the invariance (or covariance) of Condition G type bounds under conformal mappings. The proof is in Section 2.2 of [16].

Theorem 4.7. *For any $w \in U$, $\psi_w^{-1}(T_w)$ satisfies Condition G and the constants Δ and K can be chosen to be uniform for all U, a, w .*

4.4. **A priori bounds for a branch.** In this subsection, we study precompactness of family of laws of a single branch. The topology is given by the uniform convergence of capacity-parametrized curves and the main tool is Condition G.

4.4.1. *The main lemma for a radial curve.* For similar results as presented in this subsection, see Proposition 6.4 in [15] or Appendix A.2 in [16].

Let $\gamma : [0, \infty) \rightarrow \mathbb{C}$ be a simple curve such that $|\gamma(0)| = 1$, $0 < |\gamma(t)| < 1$ for all $t \in (0, \infty)$ and $\lim_{t \rightarrow \infty} \gamma(t) = 0$. Assume also that γ is parametrized by the d-capacity, which can always be done in this case. Denote the driving process of γ by U . To emphasize the driving process, let's use the notation $\gamma_U = \gamma$ as well as $f_U(t, z) = g_t^{-1}(z)$.

Define for $\varepsilon \in (0, 1)$

$$F_U(t, \varepsilon) = f_U(t, (1 - \varepsilon)U_t). \quad (47)$$

When the Loewner chain is generated by a curve γ_U , F_U extends to a continuous function on $[0, \infty) \times [0, 1)$. Consequently, $\lim_{\varepsilon \rightarrow 0} \sup_{t \in [0, T]} |F_U(t, \varepsilon) - \gamma_U(t)| = 0$ for all $T > 0$. To get an uniform property of this type, we look at curves γ_U that satisfy

$$\sup_{t \in [0, T]} |F_U(t, \varepsilon) - \gamma_U(t)| \leq \lambda(\varepsilon) \quad (48)$$

where $\lambda : (0, 1) \rightarrow (0, \infty)$ is a function such that $\lim_{\varepsilon \rightarrow 0} \lambda(\varepsilon) = 0$. It is natural to define for any such function λ and any $T > 0$,

$$\mathcal{E}_{\lambda, T} = \{U : \exists \gamma_U \text{ as above and (48) holds } \forall \varepsilon \in (0, 1)\}.$$

Notice that $\varepsilon \mapsto F_U(t, \varepsilon)$ is the so called *hyperbolic geodesic* between 0 and $\gamma_U(t)$ in the domain $\mathbb{D} \setminus \gamma_U(0, t]$.

In next subsections, we apply the following lemma to a branch in the FK Ising exploration tree.

Lemma 4.8. *Let $\lambda : (0, 1) \rightarrow (0, \infty)$ be a function such that $\lim_{\varepsilon \rightarrow 0} \lambda(\varepsilon) = 0$. The map from $U \in \mathcal{E}_{\lambda, T}$ to γ_U is uniformly continuous. More specifically, for each $T > 0$ and $\varepsilon \in (0, 1)$, there exists a constant $C = C(T, \varepsilon)$ such that if λ is as above and $U_k \in \mathcal{E}_{\lambda, T}$ for $k = 1, 2$, then*

$$\|\gamma_{U_1} - \gamma_{U_2}\|_{\infty, [0, T]} \leq C(T, \varepsilon) \|U_1 - U_2\|_{\infty, [0, T]} + 2\lambda(\varepsilon). \quad (49)$$

Proof. Fix $T > 0$. It is fairly straightforward to show that there is a constant $C(T, \varepsilon)$ such that for any $z_k \in \mathbb{C}$ such that $|z_k| \leq 1 - \varepsilon$ and for any continuous $U_k : [0, \infty) \rightarrow \partial\mathbb{D}$ it holds that

$$\sup_{t \in [0, T]} |f_{U_1}(t, z_1) - f_{U_2}(t, z_2)| \leq \frac{C(T, \varepsilon)}{2} (\|U_1 - U_2\|_{\infty, [0, T]} + |z_1 - z_2|). \quad (50)$$

For instance, this can be derived using the same route as Proposition 6.1 of [15]. Namely, first use a version of Lemma 5.6 of [15] to relate $f_k(t, z)$ to a time-reversal of

the (direct) Loewner flow $g(t, z)$ for a specific driving term. Then use an argument similar to Lemma 6.1 of [15] to estimate the difference of the solutions of the time-reversed Loewner equation for the two driving terms and for two initial values. We leave the details to the reader.

Let $z_k = (1 - \varepsilon)U_1(t)$, $k = 1, 2$. Then $|z_1 - z_2| \leq \|U_1 - U_2\|_{\infty, [0, T]}$ and it follows from (50) that

$$|F_{U_1}(t, \varepsilon) - F_{U_2}(t, \varepsilon)| \leq C(T, \varepsilon)\|U_1 - U_2\|_{\infty, [0, T]}. \quad (51)$$

for all $t \in [0, T]$.

Next use the assumption that $U_1, U_2 \in \mathcal{E}_{\lambda, T}$. Then by the triangle inequality, the inequality (49) follows.

Let's finalize the proof by showing that the uniform continuity of the map $U \mapsto \gamma_U$. For any $\tilde{\varepsilon} > 0$, choose $\varepsilon > 0$ such that $\lambda(\varepsilon) \leq \tilde{\varepsilon}/3$. Then choose $\delta > 0$ such that $C(T, \varepsilon)\delta \leq \tilde{\varepsilon}/3$. It follows from (49) that for any $U_1, U_2 \in \mathcal{E}_{\lambda, T}$ such that $\|U_1 - U_2\|_{\infty, [0, T]} < \delta$, it holds that $\|\gamma_{U_1} - \gamma_{U_2}\|_{\infty, [0, T]} < C(T, \varepsilon)\delta + 2\lambda(\varepsilon) < \tilde{\varepsilon}$. \square

4.4.2. Uniform probability bound on the modulus of continuity of the driving process. As demonstrated in [16], a probability bound on the modulus of continuity of the Loewner driving term follows from the probability bound on annulus crossing (Condition G) by considering crossings of thin conformal rectangles along the boundary of the domain. The argument in [16] is written for the Loewner equation in the upper half-plane, but the argument adapts directly to the Loewner equation in \mathbb{D} . For instance, from the Loewner equation in \mathbb{D} , we can deduce that there is a constant $c > 0$ such that $|\gamma(t)| \geq 1 - ct$ and consequently, $\max_{s \in [0, t]} |\arg U_s - \arg U_0| \geq L > 0$ where L and t are small and L is much greater than t , only if γ exits $\{z : |z| > 1 - ct, \arg z - \arg U_0 \geq L/2\}$ from the ‘‘sides’’. Consequently the following theorem holds. For the original result, see [16], Section 3.3.

Theorem 4.9. *Let $\beta \in (0, \frac{1}{2})$. For any branch of \mathcal{T} with the target point in a compact subset of \mathbb{D} and with the d -capacity parametrization, the driving process is β -Hölder continuous and the Hölder norm is a tight random variable for the family $\Sigma_{\mathbb{D}}$.*

4.4.3. Uniform probability bound on the modulus of continuity of the hyperbolic geodesic. Similarly as in the previous subsection, we can adapt the theory in [16] to the case of the Loewner equation of \mathbb{D} to deduce the following result.

Theorem 4.10. *For any $T > 0$, there exists a function $\lambda : (0, 1) \rightarrow (0, \infty)$ such that $\lim_{\varepsilon \rightarrow 0} \lambda(\varepsilon) = 0$ and the following holds. Any branch of \mathcal{T} with the target point in a compact subset of \mathbb{D} (48) holds for $T > 0$ and $0 < \varepsilon < \varepsilon_0$ where ε_0 is a tight random variable for the family $\Sigma_{\mathbb{D}}$.*

Let's stress here that this result is proven using the general n -arms bounds — and the implied bound for the tortuosity (Theorem 4.2 and, in particular, its second assertion) — and the more specific 6-arms bound. See [16], Sections 3.2 and 3.4.

The next result is the main theorem among the a priori bounds for a branch.

Theorem 4.11 (Tightness of a single branch in the uniform convergence in the d -capacity parametrization). *For each $\varepsilon > 0$ and each compact set $D_1 \subset \mathbb{D}$, there exists a compact subset K of the space $C([0, \infty))$ such that the following holds. Any branch of \mathcal{T} with the target point in D_1 and parametrized with the d -capacity (seen from the target) belongs to K with probability at least $1 - \varepsilon$ uniformly for the family $\Sigma_{\mathbb{D}}$.*

Proof. Let $D_1 \subset \mathbb{D}$ be compact and $\eta > 0$ such that $\text{dist}(D_1, \partial\mathbb{D}) \geq 2\eta$. For any $x \in D_1$, let ψ_x be the conformal and onto selfmap of the unit disc such that $\psi_x(x) = 0$. Then ψ_x and ψ_x^{-1} are Lipschitz continuous on $\overline{\mathbb{D}}$ with a uniform Lipschitz norm over all x by a direct calculation. Thus we can in fact assume that $x = 0$ and consider only the branches from the root (which can be set to be -1) to the target $x = 0$.

For each n , let K_n be the set of simple curves γ going from the root to the target and parametrized with the d-capacity such that for some $\alpha_0 > 0$, $\beta \in (0, \frac{1}{2})$, C_n , $\lambda_n : (0, 1) \rightarrow (0, \infty)$ such that $\lim_{u \rightarrow 0} \lambda_n(u) = 0$ and v_n , the following holds

- $\gamma([n, \infty)) \subset B(0, e^{-\alpha_0 n})$
- $\gamma(t)$, $t \in [0, n]$, satisfies that its driving term is β -Hölder continuous and the Hölder norm is at most C_n
- the bound (48), where λ is replaced by λ_n and ε is replaced by u , holds for λ , $t \in [0, n]$ and $u \in (0, v_n)$

and it holds that $\mathbb{P}(K_n) \geq 1 - 2^{-n}\varepsilon$. Such $\alpha_0 > 0$, β , C_n , λ_n and v_n exist for $n \geq n_0$ for some $n_0 \in \mathbb{N}$ by using Condition G, Theorem 4.9 and Theorem 4.10 for the three claims, respectively, and then bounding the probability of the intersection of three events from below by 1 minus the sum of the probabilities of their complementary events.

Let $K_\infty = \bigcap_{n \geq n_0} K_n$. Then $\mathbb{P}(K_\infty) \geq 1 - \varepsilon$. Let $K = \overline{K_\infty}$ where the closure is on the uniform convergence of the d-capacity-parametrized curves on compact subintervals of $[0, \infty)$. Using Lemma 4.8 and the Arzelà–Ascoli theorem, it is straightforward to check that K is sequentially compact and thus compact. \square

4.5. A priori bounds for trees. It is straightforward to extend the convergence to many, but fixed number of, branches by using the result of a single branch n times and then using the union bound of probabilities. Consequently, we find that the probability that n branches whose target points are in a compact subset of \mathbb{D} , each belong to a compact subset K of $C([0, \infty))$ has probability greater than $1 - \varepsilon$. It remains to be shown that a tree with fixed, large number of branches is close to the full tree with uniformly high probability.

Let $\eta > 0$ and $\tilde{I}_\eta = (\eta\mathbb{Z}^2) \cap \mathbb{D}$. For each $x \in \tilde{I}_\eta$, choose a point $z_x \in \Omega_\delta \cap \delta V_{\text{mid}}$ such that $\psi(z_x) \in B(x, \eta)$. This can be done using the following lemma.

Lemma 4.12. *For each η, r, R , there exists $\delta_0 > 0$ such that the following holds. The set $\psi(\Omega_\delta \cap \delta V_{\text{mid}}) \cap B(x, \eta)$ is non-empty when $\delta \in (0, \delta_0)$ and $B(0, r) \subset \Omega_\delta \subset B(0, R)$.*

For the finite tree approximation of the full tree, we use the following scheme to select the set of target points:

- Include all points z_x where x runs over the elements of \tilde{I}_η .
- If some components with diameter greater than η still exists in the complement of the tree in \mathbb{D} (notice the conformal image of the tree), include a target point in all those components. More specifically, cut that component into four equal quarters in the direction of its diameter (for instance, if the diameter is $[\xi, \xi + \zeta]$, then cut along $\xi + \frac{k}{4}\zeta + i\zeta y$, $y \in \mathbb{R}$, for $k = 1, 2, 3$). Then select the target point in one of the non-neighboring quarters to the quarter of the branching point to that component. Repeat this second step until the maximal diameter of the domains to be explored is less than η .

Denote the chosen set of target points as $I_{\delta, \eta} \subset \Omega_\delta$. Let \mathcal{T}_δ be the (full) exploration tree on Ω_δ and let $\mathcal{T}_\delta^{\mathbb{D}} = \psi^{-1}(\mathcal{T}_\delta)$. Define $\tilde{\mathcal{T}}_\delta(I_{\delta, \eta})$ and $\tilde{\mathcal{T}}_\delta^{\mathbb{D}}(I_{\delta, \eta})$ be the restrictions

of \mathcal{T}_δ and $\mathcal{T}_\delta^\mathbb{D}$ to the branches whose target point is in $I_{\delta,\eta}$. We call $\tilde{\mathcal{T}}_\delta^\mathbb{D}(I_{\delta,\eta})$ the η -approximation of $\mathcal{T}_\delta^\mathbb{D}$. It follows directly that

$$d_{\text{tree}}\left(\tilde{\mathcal{T}}_\delta^\mathbb{D}(I_{\delta,\eta}), \mathcal{T}_\delta^\mathbb{D}\right) < \eta.$$

The following result shows that the number of target points needed for the η -approximation is a tight random variable.

Theorem 4.13. *For each $\eta > 0$ and $\varepsilon > 0$, there exists a constant $M > 0$ such that*

$$\sup_{\mathbb{P}_\delta} \mathbb{P}_\delta[\#(I_{\delta,\eta}) > M] < \varepsilon.$$

Notice that the way that the sequence of points was constructed implies that all the conclusions of we made in this section for fixed target points hold also for these random target points.

Proof of Lemma 4.12. Suppose first that $|x| < 1 - \eta/4$. Then by Koebe distortion theorem, there exists a uniform constant $\varepsilon > 0$ such that $B(\psi(x), \varepsilon) \subset \psi(B(x, \eta/8))$. Thus the claim holds for those x 's when $\delta_0 < \varepsilon/2$.

Suppose then that $|x| \geq 1 - \eta/4$. Let $J = B(x, \eta) \cap \partial\mathbb{D}$. If the length $\psi^{-1}(J)$ is greater than δ , then $\psi^{-1}(J)$ contains at least one lattice point (which is on the boundary) and the claim follows. If $\psi(J)$ shorter than δ and it doesn't contain any lattice points, then the endpoints are on the same edge of the lattice. Take one of its endpoints. It follows easily that the diameter of the image of the line segment connecting that endpoint to the closest end of the edge under the map ψ is at most $2\pi/\sqrt{\log \delta^{-1}}$ using an estimate on the length distortion of conformal maps such as Proposition 2.2 in [22]. \square

Proof of Theorem 4.13. Use an argument similar to the proof of Theorem 5 of [4]. Namely notice that each time we select a new target point in the above scheme we create a segment of the exploration tree with diameter greater than $\eta/4$. Furthermore, they are all disjoint. Since there is n such that there is no n -arms event of the tree between scales $\tilde{\varepsilon}$ and $\eta/16$ by the results of Section 4.2 where $\tilde{\varepsilon}^{-1}$ is a tight random variable, it follows that we need only at most $n\tilde{\varepsilon}^{-2}$ points in the above construction. This quantity is tight and thus with uniformly high probability, it is less than a given large number. \square

Theorem 4.14. *For each $\varepsilon > 0$, there exists a compact set K in the space of closed subsets of $C([0, \infty))$ such that $\mathbb{P}_\delta(\mathcal{T}_\delta^\mathbb{D} \in K) \geq 1 - \varepsilon$.*

Proof. By the above results, we can choose for each $k \in \mathbb{N}$, M such that $\mathbb{P}_\delta[\#(I_{\delta,k^{-1}}) > M] < \varepsilon 2^{-2-k}$ by Theorem 4.13. Denote the ‘‘projection’’ map of the full tree to its $\frac{1}{k}$ -approximation by π_k . Choose then a compact subset K_k of the space of closed subsets of $C([0, \infty))$ such that $\mathbb{P}_\delta(\pi_k(\mathcal{T}_\delta^\mathbb{D}) \in K_k) \geq 1 - 2^{-1-k}\varepsilon$ which exists by the previous bound and M -fold application of Theorem 4.11. Define $K = \bigcup_{k=1}^{\infty} \pi_k^{-1}(K_k)$. Notice that $\mathbb{P}_\delta(\mathcal{T}_\delta^\mathbb{D} \in K) \geq 1 - \varepsilon$.

We show that K is precompact by establishing that it is totally bounded. Let $\hat{\varepsilon} > 0$ and k such that $\frac{1}{k} < \frac{\hat{\varepsilon}}{2}$. Since K_k is compact and thus totally bounded, we can find a finite collection of balls $B(t_j, \frac{\hat{\varepsilon}}{2})$, $j = 1, 2, \dots, m$, that cover K_k . Then by the fact that $d_{\text{tree}}(\pi_k(t), t) < \frac{1}{k} < \frac{\hat{\varepsilon}}{2}$ for any tree t , it holds that the collection $B(t_j, \hat{\varepsilon})$, $j = 1, 2, \dots, m$, covers K_k . Thus K_k is totally bounded and consequently precompact, since the the space of closed subsets of $C([0, \infty))$ is complete. \square

4.6. A priori bounds for loop ensembles. Any loop in Θ can be constructed from the tree by the reverse construction presented in Section 4.1. By construction, any loop is a subpath of the corresponding branch of the exploration tree. Thus Theorem 4.2 implies the following result.

Theorem 4.15. *The family of probability laws of Θ is tight in the metric space of loop collections. More specifically, there are a constant $\alpha > 0$ and a tight random variable C_α over the family of probability laws such that all loops in Θ can be jointly parametrized such that they all are α -Hölder continuous and the Hölder norm is bounded from above by C_α .*

5. DETERMINING THE LAW OF A BRANCH FROM THE OBSERVABLE

5.1. Simple martingales from F . Recall that the value of $F_\delta(z)$ is a discrete-time martingale as a process in time variable n when Ω_δ is replaced by $\Omega_\delta \setminus \gamma(0, n]$ where γ is the branch of w with the lattice step parametrization. By the uniform convergence of Corollary 3.5, it follows that $F(z)$ is a continuous-time martingale as a process in time variable t when Ω is replaced by $\Omega \setminus \gamma(0, t]$ where γ is the (subsequent) scaling limit of the branch to w . For the proof of this type of statement, see the proof of Theorem 1 in [6] and Appendix B below.

To benefit from the martingale property, we search for simple expressions that we can extract from F which are martingales. See also Proposition 5.1 in [17].

5.1.1. Expansion of the observable of the branch. Set $\alpha(t)$ and $\beta(t)$ to be the coefficients of the observable defined as in the Proposition 2.7 when $v = \Upsilon_t$ and $\phi = \Phi_t$.

Let's use the expansion of the Loewner map of \mathbb{D}

$$\begin{aligned} g_t(z) &= e^t(z + c(t)z^2 + \dots) \\ g'_t(z) &= e^t(1 + 2c(t)z + \dots). \end{aligned}$$

Notice that there is a great simplification in the expression

$$\frac{g'_t(0)g'_t(z)}{g_t(z)^2} = \frac{1}{z^2} \frac{1 + 2c(t)z + \dots}{1 + 2c(t)z + \dots} = \frac{1}{z^2}(1 + \mathcal{O}(z^2))$$

since it doesn't contain any z^{-1} term.

The expansion of the observable around the origin is

$$\begin{aligned} \sqrt{g'_t(0)g'_t(z)} F_{\mathbb{D}}(g_t(z); e^{i\Upsilon_t}, e^{i\Phi_t}) &= \frac{1}{z}(1 + \mathcal{O}(z^2)) \cdot \\ &\cdot \sqrt{1 + i\alpha(t)g_t(z) - g_t(z)^2 - \beta(t)g_t(z)^2 \left(\frac{1}{g_t(z) - e^{i\Upsilon_t}} - \frac{1}{g_t(z) - e^{i\Phi_t}} \right)} \\ &= \frac{1}{z}(1 + e^t\alpha(t)z + \mathcal{O}(z^2)). \end{aligned}$$

The first non-trivial coefficient is

$$M(t) := e^t \cos\left(\frac{\Phi_t - \Upsilon_t}{2}\right).$$

By the martingale property of the observable, the process $(M(t))_{t \geq 0}$ is a martingale.

5.1.2. *Value of the “chordal” observable at w .* The leading coefficient of

$$\operatorname{Re} \left(\sqrt{g'_t(z)} \tilde{F}_{\mathbb{D}}(g_t(z); e^{i\Upsilon_t}, e^{i\Phi_t}) \right) = e^{\frac{t}{2}} \sqrt{\beta(t)} + \mathcal{O}(|z|)$$

is

$$N(t) = \pm e^{\frac{t}{2}} \sqrt{\sin \left(\frac{\Phi_t - \Upsilon_t}{2} \right)} \cos \left(\frac{\Upsilon_t + \Phi_t + \pi}{4} \right).$$

Here \pm are symmetrically distributed random signs independently sampled on each excursion of $\Phi_t - \Upsilon_t \geq 0$. The signs are symmetrically distributed, since the macroscopic excursion can be shown to be pairwise disjoint in time and thus the total random sign changes between excursions by a factor that is product of an infinite number of non-symmetric signs that originate from the discrete martingale as in (16), see also [17] for similar discussion. By the martingale property of the observable, the process $(N(t))_{t \geq 0}$ is a martingale.

5.2. Solution of the martingale problem. Next we will show that the fact that $M(t)$ and $N(t)$ are martingales implies that the law of the scaling limit of a single branch is $\operatorname{SLE}(\frac{16}{3}, -\frac{2}{3})$.

Remember that for $\operatorname{SLE}(\kappa, \rho)$

$$d\Upsilon_t = \sqrt{\kappa} dB_t - \frac{\rho}{2} \cot \left(\frac{\Phi_t - \Upsilon_t}{2} \right) dt \quad (52)$$

$$\dot{\Phi}_t = \cot \left(\frac{\Phi_t - \Upsilon_t}{2} \right). \quad (53)$$

The process $U_t = e^{i\Upsilon_t}$ is the driving process of Loewner equation of \mathbb{D} and $V_t = e^{i\Phi_t}$ is the other marked point. Notice that then

$$d(\Phi_t - \Upsilon_t) = -\sqrt{\kappa} dB_t + \frac{\rho + 2}{2} \cot \left(\frac{\Phi_t - \Upsilon_t}{2} \right) dt$$

which we call the stochastic differential equation of a (unnormalized) radial Bessel process with parameters κ and ρ . Notice that a linear time change could be used to eliminate of one of the parameters, which would then pop out as a parameter in the Loewner equation.

5.2.1. *Solution of the martingale problem.* Start from the processes

$$M(t) = e^t \cos \left(\frac{\Phi_t - \Upsilon_t}{2} \right)$$

$$N(t) = \pm e^{\frac{t}{2}} \sqrt{\sin \left(\frac{\Phi_t - \Upsilon_t}{2} \right)} \cos \left(\frac{\Upsilon_t + \Phi_t + \pi}{4} \right).$$

which are martingales as shown above, where \pm -signs are i.i.d. symmetric coin flips for each excursion of $\Phi_t - \Upsilon_t$ away from 0 or 2π . Since the processes are continuous martingales, we can do stochastic analysis with them, see for instance [10] for background. For example, Itô’s lemma holds for these processes.

Define auxiliary processes

$$X_t = \frac{\Phi_t - \Upsilon_t}{2}$$

$$Z_t = e^{-t} M(t) = \cos X_t.$$

It holds that

$$dZ_t = -Z_t dt + e^{-t} dM_t \quad (54)$$

We can write

$$N_t = \pm F(Z_t, \Phi_t) e^{\frac{t}{2}}$$

where

$$F(z, \phi) = \frac{1}{2}(1 - z^2)^{\frac{1}{4}} \left(\sqrt{1+z} \left(\cos \frac{\phi}{2} - \sin \frac{\phi}{2} \right) + \sqrt{1-z} \left(\cos \frac{\phi}{2} + \sin \frac{\phi}{2} \right) \right) \quad (55)$$

Write the Loewner equation (53) as

$$\dot{\Phi}_t = \frac{Z_t}{\sqrt{1-Z_t^2}}$$

By Itô's lemma, when $Z_t \neq \pm 1$,

$$\begin{aligned} dN_t = & \left[\frac{1}{2} F_{zz}(Z_t, \Phi_t) e^{-2t} d\langle M \rangle_t - F_z(Z_t, \Phi_t) Z_t dt \right. \\ & \left. + F_\phi(Z_t, \Phi_t) \frac{Z_t}{\sqrt{1-Z_t^2}} dt + \frac{1}{2} F(Z_t, \Phi_t) dt \right] e^{\frac{t}{2}} + F_z(Z_t, \Phi_t) e^{-t} dM_t \end{aligned} \quad (56)$$

where F_z, F_{zz}, F_ϕ are partial derivatives of F (first and second z -derivative and first ϕ -derivative, respectively). Since N_t is a martingale, the quantity inside the brackets vanishes identically. We will prove the following result below.

Lemma 5.1. $\mathbb{P}[\int_0^\infty (\mathbb{1}_{\Upsilon_t = \Phi_t} + \mathbb{1}_{\Upsilon_t = \Phi_t - 2\pi}) dt = 0] = 1$

By this lemma and Lemma 5.3 of [17], it follows that $d\langle M \rangle_t$ is absolutely continuous with respect to dt and that if we write $d\langle M \rangle_t = a_t^2 e^{2t} dt$, then there exists a Brownian motion $(B_t)_{t \in [0, \infty)}$ s.t. $dM_t = a_t e^t dB_t$. By (56)

$$\begin{aligned} a_t^2 &= \frac{2F_z(Z_t, \Phi_t) Z_t - 2F_\phi(Z_t, \Phi_t) \frac{Z_t}{\sqrt{1-Z_t^2}} - F(Z_t, \Phi_t)}{F_{zz}(Z_t, \Phi_t)} \\ &= \frac{4}{3}(1 - Z_t^2). \end{aligned} \quad (57)$$

Notice the extremely simple expression on the right-hand side, which depends only on the difference of Φ_t and Υ_t and not on their sum. This ‘‘miraculous’’ simplification ultimately implies that the exploration tree branches have relatively simple law.

Notice next that by (54) and Itô's lemma

$$\begin{aligned} dZ_t &= -Z_t dt + \frac{2}{\sqrt{3}} \sqrt{1-Z_t^2} dB_t \quad (58) \\ \implies dX_t &= d \arccos Z_t = \frac{2}{3} \frac{Z_t}{\sqrt{1-Z_t^2}} dt - \frac{4}{\sqrt{3}} dB_t \\ &= \frac{2}{3} \cot(X_t) dt - \frac{4}{\sqrt{3}} dB_t \end{aligned} \quad (59)$$

That is, X_t follows the law of radial Bessel process of $\kappa = 16/3$ and $\rho = \kappa - 6 = -2/3$.

By comparing to the usual Bessel process, it follows that $\int_0^t \cot\left(\frac{\Phi_s - \Upsilon_s}{2}\right) ds$ is finite and continuous. Thus it follows that

$$\Phi_t = \Phi_0 + \int_0^t \cot\left(\frac{\Phi_s - \Upsilon_s}{2}\right) ds + \Lambda_t^+ - \Lambda_t^-$$

where Λ_t^+ and Λ_t^- are non-decreasing in t and are constant on each excursion of $\Phi_t - \Upsilon_t$ away from 0 or 2π such that Λ_t^+ and Λ_t^- can increase only when $\Phi_t - \Upsilon_t$ hits 0 or 2π , respectively, see Proposition A.2 in Appendix A. The argument similar to

the one in Section 5.5.3 in [17], which is based on the regularity result Theorem 4.9 above in the present case, shows that Λ_t^+ and Λ_t^- are identically zero.

5.2.2. *Instantaneous reflection at $\Phi_t = \Upsilon_t$.* It remains to prove Lemma 5.1.

Lemma 5.2. *Let $A \subset \mathbb{R}$ be a countable set. Then $\int_0^\infty \mathbb{1}_{\Phi_t \in A} dt = 0$.*

Proof. The claim follows from the fact that $t \mapsto \Phi_t$ is strictly increasing. Thus $\{t \in [0, \infty) : \Phi_t \in A\}$ is a countable set and has zero Lebesgue measure. \square

Proof of Lemma 5.1. We will show that $\mathbb{P}[\int_0^\infty \mathbb{1}_{\Upsilon_t = \Phi_t} dt = 0] = 1$. The proof of $\mathbb{P}[\int_0^\infty \mathbb{1}_{\Upsilon_t = \Phi_t - 2\pi} dt = 0] = 1$ is completely symmetric.

Let $c(\phi) = \cos \frac{\phi}{2} - \sin \frac{\phi}{2}$ and write $A = \{\phi \in \mathbb{R} : c(\phi) = 0\}$. Then by Lemma 5.2, the Lebesgue measure $\int_0^\infty \mathbb{1}_{\Phi_t \in A} dt = 0$. Therefore it is sufficient to show that almost surely $\int_0^\infty \mathbb{1}_{\Upsilon_t = \Phi_t} \mathbb{1}_{\Phi_t \notin A} dt = 0$.

Let $f_\phi(z) = F(z, \phi)$ where F is as in (55). Then for any $\phi \notin A$, $f_\phi^{-1}(n) = 1 - 2(\frac{n}{c(\phi)})^4 + \mathcal{O}(n^6)$ near $n = 0$ and $(n, \phi) \mapsto f_\phi^{-1}(n)$ is twice differentiable function of ϕ and n with similar bounds on the derivatives.

Now when $\Phi_t \notin A$ and Z_t is near 1, it holds that

$$M_t = f_{\Phi_t}^{-1}(N_t e^{-\frac{t}{2}}) e^t = e^t - \frac{N_t^4 e^{-t}}{c(\Phi_t)^4} + \mathcal{O}(N_t^6).$$

Write

$$\begin{aligned} & \mathbb{1}_{|N_t| \leq \varepsilon} \mathbb{1}_{|c(\Phi_t)| > \delta} dM_t \\ &= \mathbb{1}_{|N_t| \leq \varepsilon} \mathbb{1}_{|c(\Phi_t)| > \delta} ((e^t + \mathcal{O}(\varepsilon^4)) dt + \mathcal{O}(\varepsilon^3) dN_t + \mathcal{O}(\varepsilon^2) d\langle N \rangle_t + \mathcal{O}(\varepsilon^4) d\Phi_t). \end{aligned}$$

By the fact that stochastic integrals of bounded integrands with respect to a martingale are martingales, it follows that

$$\mathbb{E} \left[\int_0^T \mathbb{1}_{|N_t| \leq \varepsilon} \mathbb{1}_{|c(\Phi_t)| > \delta} e^t dt \right] = \mathbb{E} \left[\int_0^T \mathbb{1}_{|N_t| \leq \varepsilon} \mathbb{1}_{|c(\Phi_t)| > \delta} dM_t \right] + \mathcal{O}(\varepsilon^2) = \mathcal{O}(\varepsilon^2).$$

This shows that indeed $\mathbb{P}[\int_0^T \mathbb{1}_{N_t=0} \mathbb{1}_{|c(\Phi_t)| > \delta} dt = 0] = 1$ for any $\delta > 0$. The claim follows from this and Lemma 5.2. \square

6. THE PROOF OF THE MAIN THEOREM ON CONVERGENCE OF FK ISING LOOP ENSEMBLE TO CLE(16/3)

The proof of Theorem 1.1. We can choose convergent subsequences by the results of Section 4. The convergence holds in the topology specified in Section 1.4.3.

The sequence of observables converges by the results of Section 3. The convergence is uniform over the class of domains and the scaling limit of the observable which is a solution of a boundary value problem depends continuously on the initial segment of the curve. Consequently, the martingale property extends to the scaling limit of the observable, as we told in Section 5.

The law of the driving process of a branch of the exploration tree is uniquely characterized by the results of Section 5. Finally, it is then possible to extend the convergence to the full tree by the results of Section 4. The law of the scaling limit of the loop ensemble is uniquely determined by Theorem 4.1 which is proven below. \square

The proof of Theorem 4.1. We can assume that $(\Theta^\mathbb{D}, \mathcal{T}^\mathbb{D})$ is the almost sure limit of $(\Theta_{\delta_n}^\mathbb{D}, \mathcal{T}_{\delta_n}^\mathbb{D})$ as $n \rightarrow \infty$ by Theorem 1.1 and the discussion in Section 4.1.

The first claim follows from the observation that for any point z in \mathbb{D} and for any ball B centered at z such that $B \subset \mathbb{C}$, the branch to z will make a non-trivial loop inside B disconnecting z from the boundary. Any of the starting points of “excursions” after the disconnection, is one of the points x_j . By an excursion, we mean a segment $T([s, t])$ such that if we denote the component of that point in $\mathbb{D} \setminus T([0, s])$ by D_s , then $T((s, t)) \subset D_s$ and $T(u) \in \partial D_s$ for both $u = s, t$.

Let us use the following shortcut to prove the last claim of Theorem 4.1. We assume that we know that any finite subtree as in Section 4.5 converges to a tree of coupled $\text{SLE}(\frac{16}{3}, -\frac{2}{3})$ curves. It follows from the discussion of Section 1.3 that the target points corresponding to loops are triple points of corresponding branches in the bulk and double points on the boundary. If there would be other other triple points in the bulk or double points on the boundary, there is, with high probability (depending on the parameter η in Section 4.5), a branch in the finite tree such that that point is on that branch. This is in contradiction with the properties of $\text{SLE}(\frac{16}{3}, -\frac{2}{3})$ curves. \square

ACKNOWLEDGEMENTS

AK was supported by the Academy of Finland. SS was supported by the ERC AG COMPASP, the NCCR SwissMAP, the Swiss NSF, and the Russian Science Foundation.

APPENDIX A. AUXILIARY RESULTS ON LOEWNER EVOLUTIONS

For a Loewner chain $(K_t)_{t \in [0, T]}$ in \mathbb{H} driven by $(U_t)_{t \in [0, T]}$, let $(V_t)_{t \in [0, T]}$ be the function defined by

$$V_t = g_t(\sup(K_t \cap \mathbb{R})).$$

The point V_t is thus the image of the rightmost point on the hull under the conformal map g_t . The following lemma can be extracted from the proof of Proposition 3.12 in [28].

Lemma A.1. *For any $(U_t)_{t \in [0, T]}$ and $(V_t)_{t \in [0, T]}$ as above, it holds that $\int_0^T \mathbb{1}_{V_t = U_t} dt = 0$.*

Proposition A.2. *Suppose that $\int_0^T \frac{dt}{V_t - U_t} < \infty$. There exists a non-decreasing function $(A_t)_{t \in [0, T]}$ with $A_0 = 0$ such that*

$$V_t = V_0 + \int_0^t \frac{2ds}{V_s - U_s} + A_t. \quad (60)$$

Proof. Let $\varepsilon > 0$, $J_t^\varepsilon = \min\{k\varepsilon > \sup(K_t \cap \mathbb{R}) : k \in \mathbb{Z}\}$ and $\tilde{V}_t^\varepsilon = g_t(J_t^\varepsilon)$. Then it follows from monotonicity of g_t that $V_t \leq V_t^\varepsilon \leq V_t + \varepsilon$. By the Loewner equation we can write

$$\tilde{V}_t^\varepsilon = \tilde{V}_0^\varepsilon + \int_0^t \frac{2ds}{\tilde{V}_s^\varepsilon - U_s} + \sum_{s \leq t} \xi_s^\varepsilon \quad (61)$$

where $\xi_s^\varepsilon \in [0, \varepsilon]$ and $\xi_s^\varepsilon \neq 0$ only when $\tilde{V}_u^\varepsilon - U_u$ hits zero as $u \nearrow s$. Thus the sum on the right-hand side is a finite sum. By Lemma A.1 and Lebesgue’s dominated convergence theorem the middle term in (61) converges to the integral in (60). Since also \tilde{V}_t^ε converges uniformly to V_t , it holds that $\sum_{s \leq t} \xi_s^\varepsilon$ converges uniformly to some continuous function A_t as $\varepsilon \rightarrow 0$. It follows that A_t is non-decreasing and $A_0 = 0$. The claim follows. \square

Remark A.3. Notice that in fact, $\int_0^T \frac{dt}{V_t - U_t} < \infty$ always. Namely,

$$\begin{aligned} \int_0^T \frac{dt}{V_t - U_t + \varepsilon} &\leq \int_0^T \frac{dt}{\tilde{V}_t^\varepsilon - U_t} \leq \frac{1}{2} \left(\tilde{V}_T^\varepsilon - \tilde{V}_0^\varepsilon \right) \\ &\leq \frac{1}{2} (V_T - V_0 + \varepsilon). \end{aligned}$$

Thus $\int_0^T \frac{dt}{V_t - U_t} < \infty$ follows from Lebesgue's monotone convergence theorem.

APPENDIX B. AUXILIARY RESULT ON MARTINGALES

We suppose that \mathbb{P}_n is a sequence of probability measures on a metric space which converges weakly to \mathbb{P} and $(M_n(t))_{t \in \{0,1,2,\dots\}}$ is a sequence of discrete time martingales with respect to \mathbb{P}_n and $\psi_n : [0, \infty) \rightarrow \{0, 1, 2, \dots\}$ is a sequence of non-decreasing and onto random functions such that $\psi_n(t)$ is a discrete stopping time for each n and t . Let $(M(t))_{t \in [0, \infty)}$ be a process. Assume also that M_n and M are bounded.

Suppose that for each $\varepsilon > 0$ and each $T > 0$, there exists n_0 and a sequence of events E_n such that $\mathbb{P}(E_n) > 1 - \varepsilon$ and

$$\sup_{E_n} \sup_{t \in [0, T]} |M(t) - M_n(\psi_n(t))| \leq \varepsilon. \quad (62)$$

Lemma B.1. *Under the above assumptions, $(M(t))_{t \in [0, \infty)}$ is a martingale.*

Proof. Let $s < t$ and let f be any continuous, bounded random variable which is measurable with respect to \mathcal{F}_s . Then $\mathbb{E}_n(M_n(\psi_n(t)) f) = \mathbb{E}_n(M_n(\psi_n(s)) f)$ by the martingale property of the discrete observable. By the triangle inequality

$$\begin{aligned} |\mathbb{E}(M(t)f) - \mathbb{E}(M_s f)| &\leq |\mathbb{E}(M(t)f) - \mathbb{E}_n(M(t) f)| + |\mathbb{E}(M(s)f) - \mathbb{E}_n(M(s) f)| \\ &\quad + |\mathbb{E}_n\{[M(t) - M_n(\psi_n(t))] f\}| + |\mathbb{E}_n\{[M(s) - M_n(\psi_n(s))] f\}|. \end{aligned}$$

First and second term tend to zero as $n \rightarrow \infty$ by the weak convergence of probability measures. The third and fourth term also tend to zero by (62), since $|\mathbb{E}_n\{[M(t) - M_n(\psi_n(t))] f\}| \leq 2 \mathbb{E}_n(\mathbb{1}_{E_n^c} |f|) + \sup_E \sup_{t \in [0, T]} |M(t) - M_n(\psi_n(t))| \mathbb{E}_n(|f|)$. \square

REFERENCES

- [1] M. Aizenman and A. Burchard. Hölder regularity and dimension bounds for random curves. *Duke Mathematical Journal*, 99(3):419–453, 1999.
- [2] R. J. Baxter. *Exactly solved models in statistical mechanics*. Academic Press, Inc. [Harcourt Brace Jovanovich, Publishers], London, 1989.
- [3] S. Benoist and C. Hongler. The scaling limit of critical Ising interfaces is CLE(3). *arXiv.org*, Apr. 2016, 1604.06975v2.
- [4] F. Camia and C. M. Newman. Two-dimensional critical percolation: the full scaling limit. *Communications in Mathematical Physics*, 268(1):1–38, 2006.
- [5] D. Chelkak, H. Duminil-Copin, and C. Hongler. Crossing probabilities in topological rectangles for the critical planar FK-Ising model. *Electronic Journal of Probability*, 21(0), 2016.
- [6] D. Chelkak, H. Duminil-Copin, C. Hongler, A. Kemppainen, and S. Smirnov. Convergence of Ising interfaces to Schramm's SLE curves. *Comptes Rendus Mathématique. Académie des Sciences. Paris*, 352(2):157–161, 2014.
- [7] D. Chelkak, C. Hongler, and K. Izyurov. Conformal invariance of spin correlations in the planar Ising model. *Annals of Mathematics. Second Series*, 181(3):1087–1138, 2015.
- [8] D. Chelkak and S. Smirnov. Discrete complex analysis on isoradial graphs. *Advances in Mathematics*, 228(3):1590–1630, 2011.
- [9] D. Chelkak and S. Smirnov. Universality in the 2D Ising model and conformal invariance of fermionic observables. *Inventiones Mathematicae*, 189(3):515–580, 2012.
- [10] R. Durrett. *Stochastic calculus*. Probability and Stochastics Series. CRC Press, Boca Raton, FL, 1996.

- [11] G. Grimmett. *The random-cluster model*, volume 333 of *Grundlehren der Mathematischen Wissenschaften [Fundamental Principles of Mathematical Sciences]*. Springer-Verlag, Berlin, Berlin, Heidelberg, 2006.
- [12] G. Grimmett. *Probability on graphs*, volume 1 of *Institute of Mathematical Statistics Textbooks*. Cambridge University Press, Cambridge, 2010.
- [13] C. Hongler and K. Kytölä. Ising interfaces and free boundary conditions. *Journal of the American Mathematical Society*, 26(4):1107–1189, 2013.
- [14] A. Kemppainen. Stationarity of SLE. *Journal of Statistical Physics*, 139(1):108–121, 2010.
- [15] A. Kemppainen. *Schramm-Loewner evolution*, volume 24 of *SpringerBriefs in Mathematical Physics*. Springer, Cham, 2017.
- [16] A. Kemppainen and S. Smirnov. Random curves, scaling limits and Loewner evolutions. *Ann. Probab.*, 45(2):698–779, 2017.
- [17] A. Kemppainen and S. Smirnov. Conformal Invariance of Boundary Touching Loops of FK Ising Model. *Comm. Math. Phys.*, 369(1):49–98, 2019.
- [18] R. Kenyon. The Laplacian and Dirac operators on critical planar graphs. *Inventiones Mathematicae*, 150(2):409–439, 2002.
- [19] G. F. Lawler. *Conformally invariant processes in the plane*, volume 114. American Mathematical Society, Providence, RI, 2005.
- [20] G. F. Lawler, O. Schramm, and W. Werner. Conformal invariance of planar loop-erased random walks and uniform spanning trees. *The Annals of Probability*, 32(1B):939–995, 2004.
- [21] B. M. McCoy and T. T. Wu. *The two-dimensional Ising model*. Courier Corporation, 2014.
- [22] C. Pommerenke. *Boundary behaviour of conformal maps*, volume 299 of *Grundlehren der Mathematischen Wissenschaften [Fundamental Principles of Mathematical Sciences]*. Springer-Verlag, Berlin, Berlin, Heidelberg, 1992.
- [23] S. Rohde and O. Schramm. Basic properties of SLE. *Annals of Mathematics. Second Series*, 161(2):883–924, 2005.
- [24] O. Schramm. Scaling limits of loop-erased random walks and uniform spanning trees. *Israel Journal of Mathematics*, 118(1):221–288, 2000.
- [25] O. Schramm and S. Sheffield. Harmonic explorer and its convergence to SLE₄. *Annals of probability*, 2005.
- [26] O. Schramm and S. Sheffield. Contour lines of the two-dimensional discrete Gaussian free field. *Acta Mathematica*, 202(1):21–137, 2009.
- [27] O. Schramm and D. B. Wilson. SLE coordinate changes. *New York Journal of Mathematics*, 11:659–669 (electronic), 2005.
- [28] S. Sheffield. Exploration trees and conformal loop ensembles. *Duke Mathematical Journal*, 147(1):79–129, 2009.
- [29] S. Sheffield and W. Werner. Conformal loop ensembles: the Markovian characterization and the loop-soup construction. *Annals of Mathematics. Second Series*, 176(3):1827–1917, 2012.
- [30] S. Smirnov. Critical percolation in the plane: conformal invariance, Cardy’s formula, scaling limits. *Comptes Rendus de l’Académie des Sciences. Série I. Mathématique*, 333(3):239–244, 2001.
- [31] S. Smirnov. Towards conformal invariance of 2D lattice models. In *International Congress of Mathematicians. Vol. II*, pages 1421–1451. Eur. Math. Soc., Zürich, 2006.
- [32] S. Smirnov. Critical percolation in the plane. *arXiv.org*, Sept. 2009, 0909.4499v1.
- [33] S. Smirnov. Conformal invariance in random cluster models. I. Holomorphic fermions in the Ising model. *Annals of Mathematics. Second Series*, 172(2):1435–1467, 2010.