On the parton picture of Froissart asymptotic behavior

O.V. Kancheli*
Institute of Theoretical and Experimental Physics,
117 259 Moscow, Russia.

arXiv:1609.07657v3 [hep-ph] 14 Jun 2019

Abstract

The Froissart ($\mathcal{F}$) asymptotic behavior of high energy cross-sections, if considered in a parton picture, is usually represented as a kind of behavior that occurs in the process of a collision of two almost black disks, filled with partons, when radii of these $\mathcal{F}$ - disks grow proportional to log's of their energies. In this article we briefly review and summarize the main asymptotic properties of $\mathcal{F}$ - disks, and in particular the structure of $\mathcal{F}$ - disks borders, that one can expect in QCD. Then we consider if it is possible to guarantee the boost-invariance of transparency $T(s, b_\perp) = 1 - \sigma_{in}(s, b_\perp)$ in a process of collision of two such $\mathcal{F}$ -disks, where $\sigma_{in}(s, b_\perp)$ is the total inelastic cross-section at a definite impact parameter $b_\perp$. Such a question arises because the mean transverse area of the overlapping of the colliding $\mathcal{F}$ - disks, at the same impact parameter $b_\perp$ and total energy $\sqrt{s}$, varies significantly with the Lorentz frame, and with it may change the value of T which is equal to the probability that the particles do not interact. We show that it is very hard to make the value of $T(s, b_\perp)$ boost-invariant at some $b_\perp$ close to the $\mathcal{F}$ - disk edge for the case of saturated $\mathcal{F}$ - disks that one can expect in QCD. This probably signals that here we have problems with unitarity and shows that the $\mathcal{F}$ type behavior can be contradictory or the multiparton system in the high energy Fock wave function must be arranged in rather specific and unusual way.

1. Introduction

The Froissart ($\mathcal{F}$) type limitation on the asymptotic behavior of total cross sections takes place in all local renormalisable field theories and it was proved on rather general grounds [1].

Not in all such field theories the expected asymptotic behavior of cross-sections coincides with the Froissart behavior $\sigma_{tot}(E) \sim (1/m^2)\ln^2(E/m)$ at $E \to \infty$, where $E = m\exp(Y)$ is the fast particles energy. For example, in theories containing only spinor and scalar particles at weak coupling the total cross-sections decrease asymptotically with energy.

But in the theories containing vector particles, such as QCD, we can have perturbatievly growing cross-sections, that directly leads to Froissrt behavior. This is especially evident in the parton picture. Here we have the primary bremsstrahlung-like contribution to the vector parton spectra of the type

$$dn \sim \alpha_s \frac{d\omega}{\omega} \frac{d^2k_\perp}{k_\perp^2 + \mu^2} \quad , \tag{1.1}$$

where ω, $k_\perp$ are partons energy and transverse momenta, and μ is some infrared (or confinement) scale, $\alpha_s = g^2_{QCD}/4\pi$. In the first order in α_s we already have asymptotically constant cross sections. From (1.1) we see that this "primary" parton fills the rapidity interval $\sim 1/\alpha_s$. Then

* kancheli@itep.ru

with increasing the particles initial energy E this parton can emit secondary partons, so that on every step in rapidity of lengths $\sim 1/\alpha_s$ the mean number of partons in fast particles state duplicates. Such a cascading transforms the primary parton spectra (1.1) to the power growing form

$$dn \sim \alpha_s \ (E/\omega)^{\Delta} \ H(\omega, k_\perp) \ \ \frac{d\omega}{\omega} \frac{d^2 k_\perp}{k_\perp^2 + \mu^2} \ \ , \tag{1.2}$$

where the parton splitting factor $\Delta \sim \alpha_s$, and $H(\omega, k_\perp)$ is a soft function at small $k_\perp$ [1]. The mean number of partons with low energies $\sim \mu$ grows like $\sim (E/\mu)^{\Delta}$. They are distributed in a transverse disk area with the diffusion type mean parton density $\rho(Y, x_\perp) \sim \exp(\Delta Y - x_\perp^2/r_0^2 \alpha_s Y)$, where $r_0 \sim 1/\mu$, $Y = \ln \frac{E}{\mu}$. The mean radius of this disk $\bar{R}(Y)$ linearly grows with the mean number of cascading steps $\sim r_0 Y \sqrt{\alpha_s \Delta} \sim (\alpha_c/\mu) \ln E/\mu$. An interaction of such black Froissart disk ($\mathcal{F}d$) with target or another fast particle naturally leads to the Froissart behavior of $\sigma_{tot}(E) \simeq 2\pi \bar{R}^2 \sim (\alpha_s/\mu)^2 \ln^2(E/\mu)$.

In such a simple picture the very fast particle can be represented by almost black disk, because the parton density inside the $\mathcal{F}d$ continues to grow with E, and its transparency $T(Y, x_\perp) \sim \exp(-\rho(Y, x_\perp)\sigma_0) \to 0$. This black disk has thin grey edge of width $\delta x_\perp \sim 1/\mu\sqrt{\Delta}$.

In the regge approach to high energy hadron collision one comes to the same conclusion. Here in QCD we have the BFKL pomeron [2] with the intercept $\alpha_P(0) = 1 + \Delta, \quad \Delta \sim \alpha_s$, which gives the growing cross-section $\sigma_{tot}(E) \sim (E/\mu)^{\Delta}$. Then, by the eikonal unitarisation (which takes into account the parton screening and excludes a multiple count of parton interactions, leading to a power growth of cross sections) we come directly to the $\mathcal{F}$ type asymptotic behavior of $\sigma_{tot}(E) \sim (1/\mu^2) \ln^2(E/\mu)$.

But when the parton density inside $\mathcal{F}d$ becomes high , the process of parton gluing can become important even at small α_s, and the soft parton density can stop to grow and to saturate at values $\sim 1/\alpha_s$. In the regge approach the transition to the saturation is connected with a contribution of diagrams with pomeron interactions [2]. The real process of the parton saturation in 4D QCD is even more complicated, because the mean transverse momenta of partons grow with E. And the saturation of partons of different virtualities(transverse momenta) takes place on a different energy and density scales, so that the full parton density continues to grow, but it decreases from the $\mathcal{F}d$ center to its edge. We summarize the main details of this picture in Section 3.

The $\mathcal{F}$ type behavior is not so different from that we see now in the scattering data at high accelerator energies. At LHC energies $\sqrt{s} \sim 7 \div 13$ TeV the transverse profile function $\sigma_{el}(Y, b_\perp)$, estimated from the behavior of $d\sigma/dt$ gives the transparency $T \leq 0.1$ at impact parameters $b_\perp \leq (1 \div 2) GeV^{-1}$. In such a case we already have in the middle of the fast hadron a clearly seen embryo of a $\mathcal{F}$ disk. The gaussian-like shape of the edge of such a "disk" can also be seen from the the profile functions corresponding to the high energy data for $d\sigma/dt$.

In the regge approach one can estimate the growth of the $\mathcal{F}d$ radius from the multi-pomeron ($\mathcal{P}$) contribution to the elastic amplitude which will dominate the near $\mathcal{F}d$ edge behavior, where the contribution of enhanced reggeon diagrams is small. This gives $r_0 = R(Y)/Y = 2\sqrt{\alpha'_P \Delta_P}$, where the $\mathcal{P}$ intercept Δ_P and the slope α'_P can be found from the fit of the data at not too high energies and give $r_0 \simeq 0.5 \ GeV^{-1}$.

The elastic scattering in the $\mathcal{F}$ limit at small transverse momenta $k_\perp \sim 1/R(Y)$ is diffractive. And at large $k_\perp \gg 1/R(Y)$ the main contribution to amplitudes comes from the components of the wave function without $\mathcal{F}d$ and minimal number of partons in the state (in fact only the valent

[1] The function $H \sim \exp(-\ln^2 k_\perp / \ln(E/\omega))$ at the large $k_\perp$, were we also have taken into account the variation of α_s with scale. The value of Δ enters in the intercept of pomeron trajectory $\alpha_P(0) = 1 + \Delta$.

[2] And these energies mark the beginning of the energy region where the regge approach becomes not safe, because here the average energies on interacting pomerons stop to grow with E and become not asymptotically large, and the average transverse distances between neighbor pomerons become small.

quarks), and it decreases only power-like in $k_\perp$. Such a behavior is similar to what we already see at TeV energies.

The full parton(gluon) density (even saturated) inside some part of $\mathcal{F}d$ (in particular near of the $\mathcal{F}d$ edge) does not increase with energy. This means that a low energy particle (or a parton from other $\mathcal{F}d$) moving toward this disk can pass through such part of disk without interaction with a finite (not decreasing with Y) probability. This, in particular, is reflected in the fact that $\sigma_{ell} < \sigma_{tot}/2$, and the difference $\sigma_{in} - \sigma_{ell}$ (= to the cross-section of the diffraction generation) is connected with the $\mathcal{F}$ disk transparency distribution. The value of the $\mathcal{F}d$ transparency can be characterized by the quantity

$$T(s, b_\perp) = 1 - \sigma_{in}(s, b_\perp) = |S(s, b_\perp)|^2 \quad , \tag{1.3}$$

which gives the probability that the colliding particles (or two $\mathcal{F}d$) penetrate one through another without any interaction at the given impact parameter $b_\perp$. This quantity must be boost-invariant, that is it should not depend on the coordinate system in which it is calculated. The function $T(s, b_\perp)$ is very sensitive to a boost-invariance breaking - much more sensitive than other "big" cross-sections like σ_{in} ,... themselves ! The value of T can be directly estimated in the framework of the quasiclassical approach as the probability that no one pair of partons will interact. This is especially useful at high densities of partons.

In the regge approach the $S(s, b_\perp)$-matrix is boost-invariant by its construction, but this approach is rather inaccurate for the description of details of $\mathcal{F}$ asymptotics , because here the average rapidity on the pomeron lines entering essential reggeon diagrams becomes small [3].

In parton approach we do not meet any problem connected with a high reggeon density. Here we have the Fock wave function (WF) of a fast particle given by the superposition of various parton configurations, so that partons in the dominant components of WF are arranged in the $\mathcal{F}d$ like structures. By itself this WF is evidently not boost invariant - amplitudes of all parton components of WF change with particles energy E. Using these WF we can calculate the cross-sections for various high-energy collision processes, in particular the $\sigma_{in}(s, b)$ and all of them must be boost invariant. Their non-invariance will signal that something is wrong (probably the t-channel unitarity of corresponding amplitudes is violated) .

Therefore one can use the requirement of such an invariance of $T(s, b_\perp)$ and of other similar quantities as a condition restricting the properties of the parton system, in our case the structure of $\mathcal{F}d$. In fact, one can expect that the boost-invariance for all interaction cross-sections in the parton description can imitate the t-channel unitary conditions [4].

In this paper we consider whether the Froissart type asymptotics of hadronic cross-sections that naturally arise in the QCD framework leads to a consistent picture, by analyzing the behavior of $T(s, b_\perp)$ by the boost-transformation. In particular, we show that the saturated $\mathcal{F}d$ has the $\delta R(Y) \sim \sqrt{R/\mu} \sim r_0\sqrt{Y}$ wide grey edge. And as a result for such impact parameters $b_\perp$ when two $\mathcal{F}d$ collide with these grey edges we have problems with boost-invariance of T.

This article [5] is organized as follows.

In Section 2 we consider a simple example of $(2 + 1_\perp)D$ dimensional QCD which is soft and in its high energy behavior can contain 1-dim saturated $\mathcal{F}d$. In this case the corresponding $\mathcal{F}d$

[3] But even in the regge approach the problems with $\mathcal{F}d$ transparency can be manifested in the behavior of the diffraction generation cross-sections. See Section 6

[4] In the parton approach the requirements of the t-channel unitarity of various amplitudes do not enter explicitly, in contrast to the regge model. At the same time the requirements of the s-channel unitarity are explicitly encoded in the hermiticity of the parton interaction hamiltonian.

[5] This article in some points repeats arguments of the article [3] of present author.

is asymptotically grey and as a result the transparency calculated in collisions of two $\mathcal{F}d$ is not boost-invariant.

In Sections 3 and 4 we briefly summarize the main asymptotic properties of $\mathcal{F}$ - disks that one can expect in 4D QCD . We also consider in some details the collision of two such $\mathcal{F}d$ and describe the characteristic properties of corresponding amplitudes and cross-sections.

In the Section 5 we calculate the transparency in the process of two $\mathcal{F}d$ collisions. We find that it is not boost invariant in configurations when two $\mathcal{F}d$ collide with their grey edges.

In the Section 6 we consider the behavior of various central diffractive processes with Froissarons behavior in the regge approach. It is interesting, because such processes take place at the edge of $\mathcal{F}d$, where we meat some troubles with the boost-invariance of T in the parton approach. Here we also find that the calculated cross-sections violate unitarity, and special conditions need to be imposed on regge vertexes to avoid such difficulties.

Section 7 contains some concluding comments.

In Appendix we consider in some details the structure and the fluctuation of the $\mathcal{F}d$ edge.

2. Froissart type behavior in 2+1 dimensional gauge theory

It is instructive to consider the $\mathcal{F}$ type asymptotic behavior of cross-sections in $(2+1_\perp)D$ because here we have only one transverse direction and the analysis is much simpler. Moreover, the QCD theory in 3 space-time dimensions is soft, and the corresponding BFKL like pomeron is the supercritical regge pole [4]. Therefore one can expect that here we come to the Froissart-type behavior

In $(2+1_\perp)D$ the Froissart behavior has the form

$$\sigma_{tot}(E) \ \sim \ \frac{1}{\mu} \ \ln \frac{E}{\mu} \ , \tag{2.1}$$

where $E = \mu e^Y$ is the fast particle energy in the lab frame. One can expect that such a behavior takes place in $(2+1_\perp)D$ QCD because here the primary gluon emission spectrum (over their energy ω and transverse momenta $k_\perp$) is

$$dn \sim \alpha_s \frac{d\omega}{\omega} \frac{dk_\perp}{k_\perp^2 + \mu^2} \ , \tag{2.2}$$

where μ is some infrared confining scale or the effective gluon mass. From here, taking into account the parton(gluon) cascading, we come to the parton spectrum

$$dn \sim \alpha_s \left(\frac{E}{\omega}\right)^\Delta \frac{d\omega}{\omega} \frac{dk_\perp}{k_\perp^2 + \mu^2} \ = \ \alpha_s \ e^{\Delta(Y-y)} \ \frac{dy \ dk_\perp}{k_\perp^2 + \mu^2} \ , \qquad y = \ln \frac{\omega}{\mu} \ , \ \ \Delta \sim (\alpha_s/\mu) \ , \tag{2.3}$$

and therefore to the power growth $\sim (E/\mu)^\Delta$ of the mean number of low energy partons. They fill the region of the transverse coordinate $x_\perp$ where the mean parton density f has the form

$$f(Y, y, x_\perp) \ \sim \ \frac{\mu}{\sqrt{Y-y}} \ e^{\Delta(Y-y)} \ e^{-x_\perp^2/r_0^2(Y-y)} \ , \qquad r_0^2 \sim \alpha_s/\mu^3 \tag{2.4}$$

and where $\omega = \mu e^y$ is the parton energy. In (2.4) the mean parton density $f > \mu$ for $x_\perp < Y/\mu$, so this defines the size of the region with small transparency - i.e. the Froissart disk $\mathcal{F}d$ [6] with the mean radius $R(Y) \simeq (\alpha/\mu^2)Y$.

[6] Here we use for the region filled with saturated partons the same name F-disk $\equiv$ $\mathcal{F}d$, although it is in this case one dimensional.

In a regge language the behavior (2.4) corresponds to a soft BFKL like pomeron [4] with the intercept $\alpha_P(0) \simeq 1 + \Delta$ and to the reggeized elastic amplitude

$$A(E, k_\perp) \ \sim \ \Big(\frac{E}{\mu}\Big)^{\Delta - \alpha'_P k_\perp^2} \quad , \qquad \alpha'_P \ \sim \ r_0^2 \ . \tag{2.5}$$

Then, if we apply the eikonal unitarisation to the amplitude (2.5) , we become the Froissart type behavior $\sigma_{tot}(E) = ImA(E, 0) \sim (\alpha_s/\mu^2) \ln(E/\mu)$.

The transparency of such a $\mathcal{F}$ disk when colliding with one low energy particle (containing few patrons) is

$$T_0(Y, x_\perp) \sim e^{-\nu(Y,\ x_\perp)} \ , \quad \nu(Y,\ x_\perp) \ \sim \ \sigma_0 f(Y, 0, x_\perp) \ \sim \ \frac{1}{\sqrt{Y}}\, e^{\Delta Y - x_\perp^2/r_0^2 Y} \ , \ \sigma_0 \sim \alpha_s/\mu^2 \ , \tag{2.6}$$

where $\nu(Y, x_\perp)$ is the mean number of collisions of this particle with partons of fast $\mathcal{F}d$. This corresponds to a fully black $\mathcal{F}d$ with the thin grey edge whose width $\lambda \sim$ dos not grow with Y.

But, if including the pomeron interactions, one can expect that we come to a saturation of the parton density, that almost stops to grow with energy inside the $\mathcal{F}$ disk [7]. In the parton language such a saturation corresponds to the situation when in parton cascade in rapidity the locale rate of parton gluing becomes the same as the local rate of their splinting. These partons are soft, with average transverse momenta $\sim \mu$. Their average saturated density far from the $\mathcal{F}d$ edge is $f_0 \sim \mu$, and the mean transverse size of $\bar{R}(Y)$ of the one-dimensional grey F-disk is $\sim (\alpha_s/\mu^2)Y$ - the same as in the unsaturated case, because near the $\mathcal{F}d$ edge processes of parton gluing are not essential. But the mean width of the $\mathcal{F}d$ edge $\lambda \sim \mu\sqrt{Y}$ will grow with Y for saturated case due to large fluctuations of parton density near the edge.

The transparency of this grey disk (far from the disk edge) when colliding with one low energy patron is $T_0 \sim \exp(-(\alpha_s/\mu)^2\ )$.

The shape of elastic amplitude corresponding to such a $\mathcal{F}d$ at $Y \gg 1$ as a function of the transverse distance $b = x_\perp$ is $i\tilde{\theta}(\bar{R}(Y) - b)$ where $\tilde{\theta}$ is close to the θ-function with the smoothed edge :

$$\tilde{\theta}(\bar{R}(Y) - b) \simeq [\ 1 + \exp\left(-(\bar{R}(Y) - b)/\lambda(Y)\ \right)\ ]^{-1}$$

Parton density fluctuations in the $\mathcal{F}d$

It could be expected that in every small region inside the $\mathcal{F}d$ fluctuations of parton density are Poisson like as in a dense gas. But the behavior of the $\mathcal{F}d$ edge fluctuations is different. Here it is reasonable to consider separately the case with or without parton saturation.

a) Without saturation. Here the main mechanism which leads to edge fluctuation motion is connected with fluctuations at the first steps of the parton cascade - only such fluctuations are responsible for variations of $\mathcal{F}d$ radius in individual events. For example, if the primary partons are not emitted into the highest rapidity interval $y_1 < y < Y$, then the following parton cascading produces the $\mathcal{F}d$ with the mean radius $R(y_1)$. The probability of such a fluctuation can be estimated from (2.3) and is

$$w(Y, y_1) \sim \exp\Big(-\nu_1(Y, y_1)\Big) \quad , \qquad \nu_1(Y, y_1) \sim \int_{y_1}^{Y} dn \sim \frac{\alpha_s}{\mu}(Y - y_1) \quad , \tag{2.7}$$

where ν_1 is proportional to the number of skipped steps in the mean parton cascade. In particular, it follows from that fact, that a probability of the bare component of the wave function of a

[7] In fact it grows only linearly with Y due to the contribution of saturated soft partons with higher energies, so that the transverse density inside saturated $\mathcal{F}d$ is $f(Y, b) \simeq (Y - b/r_0) f_0$, $f_0 \sim 1/\alpha_s$

fast particle - that is the probability that there is no $\mathcal{F}d$ and the particle contains only valent components can be estimated as

$$w_0(Y) \sim \exp(-cY) \ , \quad c \sim \Delta \sim \alpha_s/\mu \tag{2.8}$$

b) Saturation. Here we see a wide distribution of the position in b of the $\mathcal{F}d$ edge. This position fluctuates from "event to event" and defines the variation of the size of the $\mathcal{F}d$. In the case of one-dimensional saturated $\mathcal{F}d$ the growth of $R(Y)$ with rapidity Y in the parton cascade with $n \sim Y$ steps looks like a random "Brownian motion in b ". The number of steps fluctuates from event to event as $\delta n \sim \sqrt{n}$. This leads to the dispersion of the $\mathcal{F}d$ edges position on [8]

$$\bar{\lambda}(Y) \ \sim (\bar{R}(Y)/\mu)^{1/2} \sim r_0\sqrt{Y} \tag{2.9}$$

Because the position of disk edge changes in such a random way one can expect that these fluctuations of the edges position are gaussian with the distribution

$$w(R,Y) = (1/\bar{\lambda}\sqrt{\pi}) \exp\Big(- \big(R - \bar{R}(Y)\big)^2/\bar{\lambda}(Y)^2\Big) \tag{2.10}$$

and this corresponds
[9] to such a form

$$\begin{aligned} \tilde{f}(Y,b) \ &\simeq \ f_0 \ \tilde{\theta}(\bar{R}(Y) - b) \equiv f_0 \int \theta(R-b) \ w(R,Y) \ dR \ = \\ &= \ (f_0/\sqrt{\pi}) \int_{(b-\bar{R}(Y))/\lambda(Y)}^{\infty} \exp(-z^2)dz \ = \ \frac{f_0}{2} Erfc \ \Big((b - \bar{R}(Y))/\lambda(Y)\Big) \end{aligned} \tag{2.11}$$

of the mean low energy parton distribution $\tilde{f}$ in the saturated $\mathcal{F}d$.

The big components of the Fock wave function of fast particle at $Y \gg 1$ are given by the superposition of $\mathcal{F}d$ states with different size distributed around $\bar{R}(Y)$. So, the elastic amplitude is the sum of the grey disks elastic amplitudes with the weight $\sim \sqrt{w(R)}$. In the inelastic interaction the interference from components with different $\mathcal{F}d$ size is small. On the contrary, in the elastic diffractive scattering all components fully interfere.

Collision of two saturated $\mathcal{F}d$

At first let us consider processes with large cross-sections. When two $\mathcal{F}d$ with rapidity y_1 and $y_2 = Y - y_1$ collide secondary particles are mainly created from the region of two $\mathcal{F}d$ intersections. And this defines the behavior of the total inclusive cross-section of creation of particles with rapidity $\simeq y$ which is proportional to the value of the area of this intersection

$$\frac{d\sigma(Y,y_1,b)}{dy_1} \ \sim \ \int dB \ \tilde{\theta}\Big(\bar{R}(y_1) - b\Big) \ \tilde{\theta}\Big(\bar{R}(y_2) - b - B\Big) \ , \qquad Y = y_1 + y_2$$

at the given rapidity y_1 and the impact parameter b and the full rapidity interval $= Y$.

The total inelastic cross-section $\sigma_{in}(y_1,y_2) \simeq \bar{R}(y_1) + \bar{R}(y_2) = r_0(y_1+y_2) = r_0 Y + r_0 \ O(\sqrt{Y})$ is boost invariant in the main contribution. The elastic diffraction cross-section at $Y \gg 1$ for an almost black $\mathcal{F}d$ is equal to the inelastic cross section $\simeq 2\bar{R}(Y)$. The elastic amplitude is purely

[8] In fact, one should distinguish two transverse scales $r_0 \sim 1/\mu$ connected with the mean distances on which parton moves when they split and the distance $r_1 \sim r_0/\alpha_s$ on which parton density grows from an unsaturated value to a saturated one. Here, for simplification, we do not distinguish these scales.

[9] This type form of a smoothed θ-like distribution for the saturated $\mathcal{F}d$ was predicted in [11] from a more detailed consideration.

imaginary $A(Y,b) \simeq i\tilde{\theta}(r_0 Y - b)$ and universal - it should not depend on quantum numbers of colliding particles.

The elastic amplitude for a collision of a grey saturated $\mathcal{F}d$ is the sum of the grey disk elastic amplitudes with the weight $w(R)$ as in 2.11. This leads to

$$A(Y,b) \simeq i(1-T_0)\ \tilde{\theta}(\bar{R}(Y)-b) \quad , \qquad \tilde{A}(Y,k_\perp) \simeq \frac{2i}{k_\perp}(\ e^{ik_\perp \bar{R}(Y) - k_\perp^2 \bar{\lambda}^2/4} - 1\ ) \quad , \tag{2.12}$$

$$\tilde{A}(Y,k_\perp=0) = 2i(1-T_0)\bar{R} = 2ir_0 Y \ , \qquad \tilde{A}(Y,k_\perp) \gg 1/(r_0\sqrt{Y})\ ) \ \simeq -2i/k_\perp \ .$$

Note that the soft spreading of the $\mathcal{F}d$ edge leads to a more smooth (less oscillatory) behavior of $d\sigma_{el}/dk_\perp^2$.

The processes of diffraction generation come from configurations when two colliding $\mathcal{F}d$ intersect each other with edges. This is so because only on the edge different components of particles wave function have different probabilities to interact. So one can expect that the corresponding cross section $\sigma_{difg}(Y) \sim \bar{\lambda} \sim \sqrt{Y}/\mu$, where $\bar{\lambda}(Y)$ is the width of the $\mathcal{F}d$ edge in lab frame of one particle.

Transparency of $\mathcal{F}d$ in $(2+1_\perp)D$ case

Let us consider the collision of two such saturated F-disks with energies $E_1 = \mu \exp(y_1)$ and $E_2 = \mu \exp(y_2)$ with large full energy, so that $Y = y_1 + y_2 \gg 1$ and at small impact parameter $b \sim 1/\mu$. Then it is simple to see that their mutual transparency is not boost-invariant if considered only in the states close to the mean one.

In the laboratory frame of one of colliding particles the transparency $T_{lab} \sim (\tau_0) \sim \exp(-(\alpha_s/\mu)^2\ )$, because it is determined by the probability of tunnelling without interaction of only a few ~ 1 slow partons through the finite density saturated $\mathcal{F}d$ [10]. This probability remains finite at $Y \to \infty$.

And in an arbitrary longitudinal frame many partons $\sim \nu(y_1) \sim (\alpha_s/\mu)y_1$ from one disk must tunnel without interaction trough another disk . As a result, we have $T(y_1,y_2) \sim (\tau_0)^{\nu(y_1)} \to 0$ when $y_2 > y_1 \to \infty$.

Certainly one must check that there may be not mean components parton WF , containing the $\mathcal{F}d$, but some other more rare parton WF components, containing small number of partons, which can give the needed ($\sim const(Y)$) contribution to transparency also in the center of mass system. of this kind are the states of the fast particle which contains only small number of partons. From (2.8) we see that the probability of such a component of the WF of a fast particle is

$$w_0(y_i) \sim \exp(-cy_i) \quad , \qquad y_i \sim Y/2, \qquad c \sim 1 \tag{2.13}$$

So, anyway, the contribution to transparency at $b=0$, coming from this mechanism, is such that

$$T_{bar} \sim w_0(Y/2) \to 0 \quad for \ \ y_i \to \infty \quad ,$$

as opposed to $T_{lab}(Y)$ which remains finite at an arbitrary large Y when parton density in $\mathcal{F}d$ is saturated (stops to grow with E). At $b \neq 0$ the corresponding contributions come from the colliding states fluctuations in witch $R(y_1) + R(y_2) < b$. This gives for $y_1 < y_2$

$$T_(y_1,y_2,b) \sim e^{-L\sigma_0\rho_1\rho_2} \ , \qquad L = (R_1+R_2-b)\Big(2R_1\ \theta(R_2-R_1-b) + (R_1+R_2-b)\ \theta(b-R_1)\Big) \quad ,$$

where $R_i \sim r_0 y_i$ and L is the length of the two disks intersection region. In cms for $y_1 = y_2$ and $b=0$ this gives

$$T(y_1,y_1,0) \sim \exp(-R_1(y_1)/\sigma) \sim \exp(-cY) \quad , \quad c \sim \alpha_s \quad .$$

[10] Note that only interactions with the low energy partons from another $\mathcal{F}d$ are essential, because the local interaction cross-section decreases $\sim 1/\epsilon$ with partons relative energy ϵ.

Therefore, in $(2+1_\perp)D$ it is probably impossible to have a consistent boost-invariant Froissart behavior of $T(y_1, y_2, b)$ in the case when the saturation of parton density takes place at finite value of density inside of the $\mathcal{F}d$.

How can this inconsistency be cured ? It seems that there is a number of possibilities, but they all look rather artificial.

* One possibility is that the parton saturation does not take place and the mean transverse parton density does not stabilize at a fixed value, but continues to grow with energy as $\sim (E/\mu)^{\Delta_1}$ with some $0 < \Delta_1 \leq \Delta$ and the transverse parton distribution of type (2.4). In this case, the transparency in an arbitrary Lorentz system in a mean state is approximately given by

$$T(y_1, y_2, b) \;\sim\; w_0(y_1)\; w_0(y_2) \;\sim\; \exp\big(\; -(E_1/\mu)^{\Delta_1}(E_2/\mu)^{\Delta_1}\gamma(b)\;\big) \tag{2.14}$$

which is boost invariant $(2E_1E_2 \simeq s)$ and where $\gamma(b) \sim \exp -(b/\mu)^2$. And here for small b the main contribution to transparency comes from states without $\mathcal{F}d$. But here the average final state multiplicity of created particles will grow like $\sim \exp(\Delta_1 Y)/Y$ [11].

* At high parton densities the parton system goes into the strong coupling regime near the critical point with the large density fluctuation in the mean states of $\mathcal{F}d$. In this case the transparency even in cms (and $b = 0$) can be large $(T \sim 1)$.

These large density fluctuations will also manifest in the behavior of diffractive-generation cross sections which can become of the same order in Y as the total cross-section. Note that for the saturated $\mathcal{F}d$ such processes are generated only at the edge of $\mathcal{F}d$. But here the entire disk can look like "edge". This type of a soft $\mathcal{F}$ behavior was briefly discussed in [3]. However, it should be noted that this case seems to require a very specific fine tuning of the system parameters in the regge approach. But maybe it can somehow appear in QCD ?

* It is not excluded that if at very high energies, when in the $(2+1_\perp)D$ case one takes into account all high order corrections in α_s, we become the effective $\alpha_P(0) \leq 1$, and then the total cross-sections decrease $\sim E^{-(1-\alpha_P(0))}$ and the transparency becomes boost invariant. But this also seems unlikely, especially at small α_s.

3. Parton structure of $\mathcal{F}$ disk in 4D QCD

The main difference of QCD parton spectrum in $(2+2_\perp)D$ in comparison with the $(2+1_\perp)D$ case, as follows from comparision of (1.1) and (2.2), is that partons with high $k_\perp$ are also generated and the weight of the hard component of $\mathcal{F}d$ grows with particles energy. In this Section we beefily summarize the basic properties of such a $\mathcal{F}d$ that can be expected in 4D QCD.

Approximate average picture of the $\mathcal{F}d$

The evolution with Y of the mean transverse parton density $f(Y, u, b_\perp) = \partial^2 N/\partial b_\perp^2 \partial k_\perp^2 \partial Y$ in the $\mathcal{F}d$ can be represented schematically by the non linear generalization

$$\frac{1}{\alpha_s(u)}\frac{\partial f(Y,u,b_\perp)}{\partial Y} \;\simeq\; \Phi[f(Y,u,b_\perp)\,] + \; c_0\; e^{-u}\;\mu^{-2}\left[\frac{\partial^2 f(Y,u,b_\perp)}{\partial^2 b_\perp}\right] \;+\; c_1\;\frac{\partial^2 f(Y,u,b_\perp)}{\partial^2 u} \;+ \ldots\;, \tag{3.1}$$

[11] Because here we expect that the parton density must saturate due to parton gluing and whose rate is determined by the square of the parton density. Therefore, here the only possibility is that "superfluous" partons are pushed in the longitudinal direction, so that the mean longitudinal size of parton cloud grows with energy.

$$\Phi[f] \;=\; c_2\; f(Y,u,b_\perp) \;-\; c_3\; f(Y,u,b_\perp)^2 \;+ c_4\; \alpha_s(u)\; f(Y,u,b_\perp)^3 \;+ ...$$

of the BFKL-like equation with running $\alpha_s(u) \sim 1/(u+\alpha_{s0}^{-1})$, where $u = \ln(1+k_\perp^2/\mu^2)$ is the partons virtuality, and where $\mu \sim r_0^{-1}$ and all $c_i \sim 1$. Most of the main qualitative properties of $\mathcal{F}d$ can be simply found from this equation [12].

The mean parton structure of $\mathcal{F}d$ can be schematically represented as a system of inserted into each other saturated disks(sub-disks) with a different virtuality u and rapidity y, $Y > y > 0$. At $y \sim 1$ the soft disk is the largest and its average transverse size in $b_\perp$ grows with rapidity as $\bar{R}(Y) = r_0 Y$ with small corrections [13]. Note that evolution equation (3.1) does not take explicitly into account the nonperturbative QCD effects which can be essential for grow of the soft $\mathcal{F}$ sub-disk, especially near the edge of $\mathcal{F}d$ where the parton density is low [14].

The mechanism by which the distribution of the parton density $f(Y,u,b_\perp)$ in $\mathcal{F}d$ is generated by the evolution Eq. (3.1) is schematically illustrated by Fig.1 where the whole triangle corresponds to the region of $\mathcal{F}d$ filled by soft partons (small $u \sim 1$) with various rapidity $0 < y < Y$. The

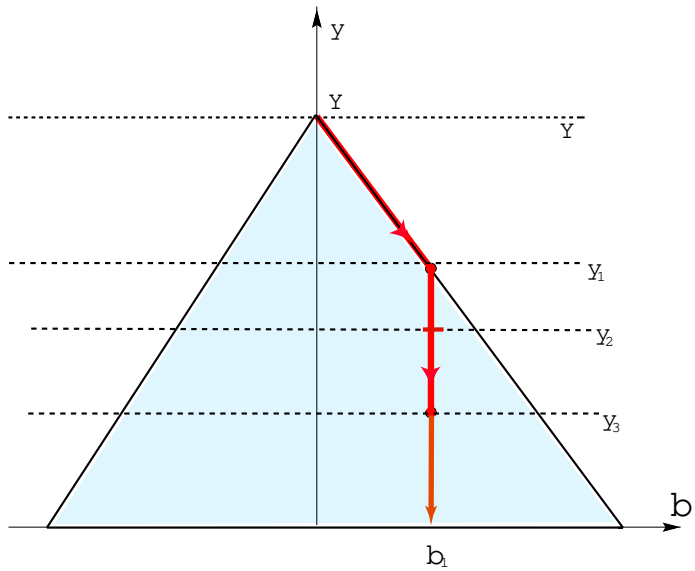

Fig.1 The main "trajectories" (red lines) of the parton evolution in $(y,b_\perp)$ that contributes to the creation of partons with high virtuality $u \gg 1$ at the definite transverse position b_1 in $\mathcal{F}d$. At $y_1 = Y - b_1/r_0$ the parton density $f(Y-y_1,b_1,u) \simeq O(e^{-u})$. At $y_2 \sim y_1 - u^2/c$ the u-parton density reaches the saturation level $f(Y-y_2,b_1,u) \sim 1$ and then remains constant.

positions of more hard sub-disks edges can be marked by the saturation boundary - the line $u = u_s(y,b_\perp)$ which divides regions of $\mathcal{F}d$ so that partons with $u < u_s(y,b)$ are in the saturated state. Parametrically this boundary can be found from Eq.(3.1) by the condition $\Phi[f_s(y,u,b_\perp)] = 0$, which gives $f_s(y,u,b_\perp) \sim 1$ for the value of the saturated density.

[12] We use here such a simplified equation (3.1) instated of more precise evolution equation (see [5]). In (3.1) some gluon properties and effects connected with gluon coherence are not taken into account explicitly, because they are not essential for our qualitative picture. In equation (3.1) we also included term $\sim \partial^2 f(Y,u,b_\perp)/\partial^2 b_\perp$ corresponding to parton propagation in the transverse plane $b_\perp$. This is consistent if parton density is not small. Also this Eq. don't takes into account random fluctuations of the rate of propagation of various fronts of partons density which can be especially essential near of the $\mathcal{F}d$ edge - see footnote 18.

[13] In fact there can be small corrections [9, 10] to the dependence of the average $\mathcal{F}d$ radius from particles rapidity, coming from $\mathcal{F}d$ edge oscillation and which are not taken into account in Eq. 3.1 , so that $R_F(Y) = r_0(Y - c\ln Y)$. See also Appendix.

[14] It seams that the essential in (3.1) nonperturbative effects can be simply imitated by the large value of QCD coupling $\alpha_s(u) \sim 1/(u+\alpha_{s0}^{-1})$ frozen at small u and the effective gluon mass $\sim \mu$.

To estimate the growth of $f(y,u,b_\perp)$ with $Y-y$ one can take into account that the parton diffusion in the transverse coordinate $b_\perp$ is small for large u. At the given $(u,b_\perp)$ the parton density, before it reaches the saturation level, grows with y_b as

$$f \sim f_{in} \exp\left(c y_b/u\right) \quad , \quad y_b = Y - y - b_\perp/r_0 \quad , \quad f_{in} \sim e^{-u} \quad .$$

The value of y_b can be seen at Fig.1 - as the "length" of path in rapidity, which starts from the soft edge of $\mathcal{F}d$, and on which the density of partons with high virtuality u reaches the saturation level. On this path f reaches $f_s \sim 1$ at $y_b \sim u^2$. From here one finds the simple expression for the u-partons saturation edge

$$u_s(y,b_\perp) \;\sim\; \sqrt{y_b} \;\simeq\; \sqrt{Y-y-b_\perp/r_0} \tag{3.2}$$

This evolution of parton density f with y can also be considered as a propagation in "u-direction" (at fixed $b_\perp$) of the front of saturation wave described by Eq.(3.1) gives [15]

$$u_s(y) \;\sim \alpha_s(u_s)\; y_b \;\sim u_s^{-1}\; y_b \quad ,$$

and this again leads to $u_s(y) \;\sim\; \sqrt{y_b}$.
It is used here that the soft disk shrinks linearly as $r_0 y$, and that the partons with high u almost do not move in the transverse plane. It follows from (3.2) that the mean size of the saturated sub-disk with large virtuality u is

$$R(y,u) \;\simeq\; r_0 \;(\; Y - y - u^2/c \;) \; .$$

Using all this one can represent approximately the mean saturated parton density in $\mathcal{F}d$ in a simple form

$$f_s(Y,u,b_\perp) \sim \quad \tilde{\theta}(\; Y - u^2/c - b_\perp/r_0 \;) \; , \tag{3.3}$$

where $\tilde{\theta}$ differs from θ-function only near the $\mathcal{F}d$ edge.

Such picture of $\mathcal{F}d$ is mostly quasiclassical, because the parton densities in mean configurations are high. The average number of partons with virtuality u in $\mathcal{F}d$ asymptotically grows with Y as $\sim Y(Y-u/c)^2 e^u$, and the full parton density distribution $\rho(y,b_\perp)$ in $\mathcal{F}d$ is

$$\rho(Y,b) = \int dy\; du\; e^u\; f_s(Y,u,b_\perp) \sim \;\; \exp\left(\hat{c}\;\sqrt{Y-b_\perp/r_0}\right) \; , \quad \hat{c} \sim 1 \tag{3.4}$$

$$N(Y) = \int d^2 b_\perp\; \rho(Y,b_\perp) \;\sim\; e^{\hat{c}\;\sqrt{Y}} \quad ,$$

where $N(Y)$ is the mean number of partons in $\mathcal{F}d$ as a function of particles rapidity at $Y \gg 1$. One can expect from here that because the parton density inside the $\mathcal{F}d$ is large, the nonperturbative effects are inessential in the internal parts of $\mathcal{F}d$.

Statistical properties of $\mathcal{F}d$

Usually we represent a fast particle with its parton cloud as a complicated pure state. But at $Y \gg 1$ the mean parton number $N(Y) \sim \exp\left(cY\right)$ in the $\mathcal{F}d$ cloud is very big. And then in some cases it can be more adequate to consider this particle (or big part of it) as a macroscopic object with the finite entropy $S(Y)$ which is growing with Y.

[15] This process is similar to growth of $\mathcal{F}d$ radius $R(Y) \sim vY$ and is described by the same type nonlinear equation. The difference is that in the case of $R(Y)$ the velocity of disk edge grows $v \sim \alpha_s(1)$ does not depend on $b_\perp$ and therefore the velocity is almost constant. But for the growth in the u direction the velocity of edge growth $\sim \alpha_s(u) \sim 1/u$ depends on u .

Furthermore, the low energy partons (especially soft with $u \sim 1$), corresponding to last stages of parton cascade are entangled with vacuum partons(fluctuations), and this also can be considered as a source of $\mathcal{F}d$ entropy in the parton description of a fast particle. If interpreted in such a way, the entropy of the large soft $\mathcal{F}$ sub-disk is $S(Y) \sim N_{soft} \sim (R(Y)/r_0)^2 \sim Y^2$. Partons in more hard $\mathcal{F}d$ sub-disks, although they are strongly correlated with the soft $\mathcal{F}d$, can also give some additional contribution to fast particles $S(Y)$.

Even if we forget about the entanglement of low energy partons with vacuum fluctuation one can estimate the contribution to $S(Y)$ from the examination of a "density of levels" near the main "parton state" of the fast particle with 4-momentum P. To find the energy distance ΔE to the nearest state one can estimate the minimal 4-momentum k of the test particle colliding with $\mathcal{F}d$ that can excite the fast particle or create an additional particle. This corresponds to the condition $(P+k)^2 - P^2 \sim m^2$ which gives $2E\ k_0 \simeq m^2$ for $\vec{k} = 0$, i.e. we become $\Delta E \simeq k_0 \sim m\ e^{-Y}$. So, the entropy can be estimated as $S(Y) \sim \ln(m/\Delta E) \sim Y$.

To "discover" that the isolated fast particle is in a pure state one needs a large time. This time grows with the energy for particles states containing $\mathcal{F}d$, and it is of the order of the Poincare's recurrence time $t_P \sim m^{-1} \exp(S(Y)))$, which for $Y \gg 1$ can be bigger than the characteristic "Compton" time, that is proportional to the particles energy $m^{-1} \exp(Y)$, and during which the final state is prepared after the interaction [16].

The process of the particles elastic diffraction also operates on the time scale $\sim m^{-1} \exp(Y)$, that is short relative to t_P. But this process "measures" only the part of the wave function connected with the particles full momentum, while the $\mathcal{F}d$ entropy is connected with the "internal part" of the wave function, and all these components diffract in the equal way. The difference in absorbtion of various components of the wave function comes mainly from the edges interaction of $\mathcal{F}d$, and it gives the contribution to the diffraction generation.

Fluctuations of $\mathcal{F}d$

The physical state of a fast particle is a complicated superposition of multiparton states which, on average, can be considered as an almost black $\mathcal{F}d$. One can expect that there are local Poisson-like fluctuations of the parton density around average values in the interior parts of $\mathcal{F}d$, as in every dense gas or liquid. But in processes with high mean multiplicities their contribution to various effects is not so essential [17].

The major global big fluctuations in the parton population of $\mathcal{F}d$ come from the fluctuations at early stages of the parton cascade. For example, if, according to Eq. (1.1), the primary partons are not emitted to the rapidity interval $Y > y > y_1$, then the mean size of $\mathcal{F}d$ in these components of the parton wave function is only $r_0 y_1$. The probability of such a fluctuation (it is the weight of these components of the parton wave function) is

$$\sim\ e^{-(Y-y_1)\alpha_s}. \tag{3.5}$$

That is, the probability that there is no $\mathcal{F}d$ in the wave function of fast incoming particle can be estimated as $\sim \exp(-\alpha_s Y)$ [18] .

[16] If $S(Y) \sim Y^2$ then, for example, at large enough $E_{Lab} \sim 10^{19} eV$ when $Y \simeq 20$ the value of time $t_P \sim \mu^{-1} \exp(S(Y) \sim \mu^{-1} \exp(20^2) \sim 10^{100} s$, and such t_P is much more large than any macroscopic "preparation" time of such a particle initial state.

[17] In principle, one can not exclude that such a parton system is in a critical point and in this case all fluctuations in $\mathcal{F}d$ are big. Such possibility was discussed in [3]. But to have this behavior one needs some special symmetry which is not seen now.

[18] Or more accurately $\sim \exp(-cY \ln Y)$, if one takes into account the contribution of primary high $k_\perp$ partons and the running of α_s .

The "opposite" type fluctuations, which highly enlarge the number of partons in $\mathcal{F}d$ compared with the mean value, can be generated by the following type parton mechanism. Firstly the valent partons should emit a secondary parton which is far in transverse plane - at the distance $b_\perp > r_0 Y$, and with the energy $\sim$ the primary particles energy E. The probability of such an emission is $\sim \exp(-\mu(r_0 Y))$. Then this isolated parton will give with the probability $\simeq 1$ an independent cascade with $\simeq$ the same number of low energy partons as in the parent cascade. So, the mean number of partons in this state will approximately double. In the same way emitting two such far partons at the first stages of cascading (the probability $\sim \exp(-2\mu(r_0 Y))$) we come to the tripling of the number of low energy partons, etc.

Hence one can simply conclude that the tail of the multiplicity distribution in Froissart asymptotic collisions will have the KNO form of the type

$$\sigma_N \;\sim\; \exp(-c\, N/ < N(Y) >)\;,\quad c \sim 1 \quad , \tag{3.6}$$

where $< N(Y) >$ is the mean multiplicity in an inelastic interaction. It is interesting that this behavior of the multiplicity distribution is of the same type as it comes from the simplest summing of pomeron contributions and also of that type as it is seen in experiments at high accelerator energies.

Fluctuations of the $\mathcal{F}$ disk edges shape

The y-development of the parton cascade also contains such fluctuations which contribute to a distortion of the shape of $\mathcal{F}d$ edge - so that it is not a pure circle, but a randomly oscillating curve. In the physical state of a fast particle this can be represented as a superposition of $\mathcal{F}d$ with various shapes.

Such a distortion of the $\mathcal{F}d$ edge comes from small fluctuations of the rate of propagation of partons density fronts in the different directions of the transverse plane [19]. For a long time of propagation $(\sim Y)$ of such a front, these velocity fluctuations accumulate and manifest themselves in a random shift of the position of the edge of the disk by an amount $\sim \sqrt{Y}$.

In the $(2+1_\perp)D$ QCD the spectrum of shape distortion of $\mathcal{F}d$, as discussed in Section 2 , has the universal gaussian form with the average amplitude of the edge fluctuation of order $r_0\sqrt{Y}$ and here only the value of r_0 depends on details of parton dynamics.

In the 4D QCD the structure of the $\mathcal{F}d$ shape fluctuations is little more complicated but it is of the similar type (See details in Appendix). At large $Y \gg 1$ the average amplitude of the radial edge oscillation is $\bar{\lambda}(Y) \sim r_0\sqrt{Y}$ as in the 3D QCD.

So are shape fluctuations of the soft sub-disk. Shape fluctuations of the more hard saturated sub-disks have a close structure. This is due to the fact that hard partons almost do not move in the transverse plane in the process of their creation in a cascade from partons of a lower virtuality. As a result, the fluctuations of the shape of the sub-disk with the virtuality u are the same as fluctuations of a soft sub-disk with the same mean radius $\simeq r_0(y-u^2)$. That is, the mean width of u-sub-disk edge is $\bar{\lambda}(Y,u) \sim r_0\sqrt{Y-u^2}$.

4. Collision of two F-disk

In this Section we briefly describe the main properties of the high energy hadron interaction which on can expect considering it as a collision of two saturated $\mathcal{F}d$ with energies $E_1 = me^{y_1}$ and $E_2 = me^{y_2}$ with the impact parameter b.

[19] It is clear that the processes creating such fluctuations are not taken into account in the "deterministic" diffusion-type equation (3.1) for the mean parton densities. One can effectively include these fluctuations by adding to right hand side of Eq.(3.1) stochastic noise term as was done in [11]. Such terms are almost inessential in internal parts of $\mathcal{F}d$, but they lead to big fluctuations of the $\mathcal{F}d$ edge.

The total inelastic cross-section $\sigma_{in} \simeq \pi(R(E_1)+R(E_2))^2 \simeq \pi r_0^2(y_1+y_2)^2$ is boost-invariant. The elastic amplitude at $Y = y_1 + y_2 \to \infty$, as on can expect, is diffractive and purely imaginary

$$A(Y,b_\perp) \;\simeq\; i\,\tilde{\theta}(r_0 Y - b_\perp) \quad , \qquad \tilde{\theta}() \simeq \theta() \;\; , \qquad T(Y,b_\perp) \simeq \; 1 - \tilde{\theta}(r_0 Y - b_\perp) \;\; . \tag{4.1}$$

Since we expect that distributions of the disk radius are gaussian and diffractive scattering from the different parts of the target are additive, the smoothed $\mathcal{F}$ elastic amplitude can be approximately represented in the form

$$A(Y,k_\perp) \;\simeq\; \frac{i\bar{R}(Y)^2}{\bar{\lambda}(Y)\sqrt{\pi}} \int e^{-\frac{x_\perp^2}{\bar{\lambda}^2(Y)}} \; \frac{J_1\Big(k_\perp(\bar{R}(Y)+x_\perp)\Big)}{k_\perp(\bar{R}(Y)+x_\perp)}\, dx_\perp \;\; , \tag{4.2}$$
$$\bar{R}(Y) \;\simeq\; r_1 + r_0 Y \;\; , \quad \bar{\lambda}(Y) \;\simeq\; c r_0 \sqrt{Y} \;\; , \quad c \;\simeq\; 1 \;\; , \quad r_1 > r_0 \;\; .$$

This corresponds to the superposition of contributions to A from scattering on θ-like profiles distributed around the mean $\bar{R}(Y)$ and the mean shape of edge $\bar{\lambda}(Y)$. For an almost black $\mathcal{F}d$ when the transparency $T \ll 1$ we have $\sigma_{el} \simeq \sigma_{in}$.

For the hard scattering when $k_\perp \gg 1/R$ the main mechanism of the elastic scattering is different. It comes from components of the wave function of the colliding particles that contain minimum of partons and no $\mathcal{F}d$. This leads to a power decrease of $d\sigma_{el}/dk_\perp^2$ with $k_\perp$. Those cross-sections also contain an additional factor $\sim \exp(-\Delta Y)$ representing the probability that the colliding particles are in bare states [20] that contain no $\mathcal{F}d$.

<u>Inclusive spectra and multiplicity</u>

Inclusive spectrum of secondary particles $\rho_1(y,Y)$ as a function of rapidity y can be simply estimated as being proportional to the average transverse area of the two $\mathcal{F}d$ intersection in the system where rapidities of the colliding particles are y and Y-y. This gives the contribution from the collision of <u>soft</u> sub-disks to the created particles density

$$\rho_1(y,Y,u\sim 1) \sim \;\; \rho_0 \cdot y^2 \; (Y-y)^2 \; /Y^2 \;\; , \tag{4.3}$$

where ρ_0 is the parton density in the soft sub-disk. The corresponding soft particle multiplicity is $N = \int \rho_0 dy \sim Y^3$.

The collision of hard sub-disks produces secondary particles with larger transverse momenta $k_\perp = \exp(u/2)$. The corresponding hard inclusive cross-section can again be estimated to be proportional to the average intersection area of the sub-disk with the virtuality u with sub-disks of the same or with a lower virtuality. It must be also proportional to the parton density in u-sub-disk $\sim \exp(u)$. Taking all this into account we receive

$$\rho_1(y,Y,u) \sim \;\; \frac{e^u}{Y^2} \; \Big[(y-u^2)^2(Y-y)^2 \; \theta(y-u^2) \;\; + \;\; y^2(Y-y-u^2)^2 \; \theta(Y-y-u^2)\Big] \;\; . \tag{4.4}$$

Here the main contribution comes from the collision of saturated sub-disk with a big virtuality $\sim u$ from one particle with the soft disk from the other particle.

The full multiplicity of created hard particles with transverse momenta $k_\perp = \exp(u/2)$ is $N(Y,u) \sim e^u \; (Y-u^2)^3$. So the spectra of these particles grow with u up to $u_{max} \sim \sqrt{Y}$ and at larger u it rapidly decreases $\sim \exp(-(u-u_{max})^2/Y)$. The mean virtuality of these particles is

$$\bar{u} \sim \int N(Y,u) \; u \; du/\bar{N} \sim Y^{1/2} \sim u_{max} \;\; ,$$

where $\bar{N} = \int N(Y,u) du \sim Y^{1.5} \exp\sqrt{Y}$ is the full mean particles multiplicity.

[20] Or, more accurately, $\sim \exp(-\Delta_1 Y \ln Y)$ if one takes into account that α_s varies with u

Eq. (4.3), (4.4) give the spectra of primary particles, created when the two $\mathcal{F}d$'s move one through another. The interaction between these particles in the final state can additionally thermalize the created system with the mean temperatures $\sim \exp\left(Y^{1/2}\right)$.

The shape of the multiplicity distribution of the created particles in the $\mathcal{F}$ limit is defined mostly by the geometrical reasons (the main dependence comes from the distribution of impact parameter B), as in the case of collision of heavy nuclei. As it can be seen from (3.4) the mean multiplicity $\bar{N} \sim \exp\left(\sqrt{Y}\right)$ changes only slowly for $0 < b_\perp < \bar{R}(Y)/2$ and decreases as $\bar{N}(b_\perp) \sim \exp\left(\sqrt{Y - (2b_\perp - \bar{R}(Y))/r_0}\right)$ for $\bar{R}/2 < b_\perp < \bar{R}(Y)$.

The tail of the multiplicity distribution, as discussed above, comes from rare long range fluctuations (the creation of energetic partons with $x_\perp > \bar{R}(Y)$) when several (n) mean $\mathcal{F}d$'s are created. The probability of these fluctuations is $\sim \exp\left(-n\bar{R}(Y)/r_0\right)$. Such fluctuations correspond to the components of the wave function of a fast particle containing $\simeq n* < N >$ partons, and this leads to the KNO type form (3.6) of the multiplicity distribution.

Diffraction generation

Processes of the diffraction generation (DG) take place at the edges of the $\mathcal{F}d$'s , when two colliding $\mathcal{F}d$'s only touch each other. In this case, the different components of the wave functions of the colliding particles have different transparencies and this is the source of the diffraction generation of various final states. Since the shape fluctuations of saturated $\mathcal{F}d$ are big $\lambda \sim r_0\sqrt{y}$, it will reflect in the full diffraction generation cross-section $\sigma_{dg}(Y) \sim \bar{R}(Y)\ \lambda(Y) \sim Y^{3/2}$.

Depending on the rapidity y_i of colliding particles this process will look differently. In lab frame of one particle $y_1 \simeq 0,\ y_2 \simeq Y$ the probability for the particle 1 to convert diffractively to another state is $\sim r_0\bar{R}(Y)$. This is because the length of saturated soft edge of $\mathcal{F}d$ almost does not fluctuate, and only at the edge of width $\sim r_0$ the different components of the particle 1 have different probabilities to interact with the particle 2. It corresponds to the diffraction of the particle 1 in small mass beams with the cross-section $\sim Y$.

At the same time, in frames close to cms when $y_1 \sim y_2$ the collision of two $\mathcal{F}d$ with their edges can correspond to diffraction generation of particles (or beams) at these rapidity in the multi-regge type configurations (Fig. 4 b,c) with cross-sections $\sim \bar{\lambda}(Y)\bar{R}(Y) \sim Y^{3/2}$.

The hard diffraction generation originates from the collision of edges of hard $\mathcal{F}d$ sub-disks with $\sigma \sim R(y,u) \simeq r_0(y-u^2)$. This process arises together with the soft production of particles coming from the collision of the more soft sub-disks.

5. Transparency of the Froissart disk and boost-invariance of cross-sections

The condition of boost-invariance (the Lorentz-frame independence) of various amplitudes and cross-sections calculated in the parton approach is rather strong. Probably it imitates the t-channel unitarity conditions for the connected scattering amplitudes and so can essentially restrict the calculated quantities. Before we consider the collision of QCD-like $\mathcal{F}d$ it is interesting at first to discuss general restrictions on the parton structure that follows from boost invariance of cross-sections.

Let us consider the collision of two particles which can be represented as the partonic clouds that are in a state of a very rare gas. It is the case normally described by the reggeon diagrams,

that, by their construction, include t-unitarity requirements, so here we probably should not meet any problems. Let the mean number of partons in colliding hadrons be $n(y)$, $n(Y-y)$; and the mean transverse radii of regions occupied by these partons are $R(y)$, $R(Y-y)$ respectively. Then the total inelastic cross-section can be represented as:

$$\begin{aligned}\sigma_{in}(Y) \;&=\; \sigma_0\; n(y)\; n(Y-y) \;\; - \\ -\;\; a_2\; \sigma_0\; n(y) n(Y-y)\; &\Big(\frac{\sigma_0\; n(y)}{R^2(y)} \;+\; \frac{\sigma_0\; n(Y-y)}{R^2(Y-y)}\Big) \;+ ... \;\;, \end{aligned} \tag{5.1}$$

where σ_0 is the parton-parton cross-section, $a_2 \sim 1$. The first term in (5.1) corresponds to a collision of at least one pair of partons. The next terms describe corrections from screening and multiple collisions.

For a rare parton gas one can in the first approximation neglect multiple collisions and screening, that means to leave only the first term in (5.1). Then, from the requirement of the independence of $\sigma_0 n(y) n(Y-y)$ on y it follows the unique solution for

$$n(y) = n_0\; e^{\Delta_0 y} \tag{5.2}$$

with some real constants n_0, Δ_0. Such a behavior of $\sigma_{in}(Y)$ corresponds to a regge pole in the complex angular momentum plane with intercept $\alpha(0) = \Delta_0$ (and not a cut or some more complicated regge singularity). And this condition follows in the relativistic Regge approach only from the t-unitarity .

If we make the next step and impose the condition of y independence on the sum of two terms in the right hand side of (5.1) and assume that the correction to (5.2) is small, we become the corrected expression

$$n(y) = n_0\; e^{\Delta_0 y} +\; a_2\; n_0^2\; \frac{\sigma_0}{R^2(y)}\; e^{2(\Delta_0 y)} \;+ ... \tag{5.3}$$

The second term in (5.3) corresponds to the two reggeon exchange diagram whose structure is almost complectly fixed here from the boost-invariance. The coefficient a_2 depends on the weight of diffractive amplitudes entering in the two regeon emission vertexes [21]. The possible next terms in (5.3), corresponding to higher regge cuts, can be found in the same way by the applying the boost-invariance condition to the larger combinations of screening terms in expression (5.1) for σ_{in}.

The more suitable example is the high energy collision of fully black disks (representing fast colliding particles) whose radii $R(y_i)$ somehow depend on their rapidity y and $Y-y$. In this case the total inelastic cross-section can be determined from purely geometrical conditions as

$$\sigma_{in}(Y) \;\; = \;\; \pi\; \Big(R(y) + R(Y-y)\Big)^2 \;. \tag{5.4}$$

From the condition of the independence of the right hand side of Eq.(5.4) on y follows the unique solution for $R(y) = r_1 \cdot y + r_2$. So, in the case of black disks we immediately come to the $\mathcal{F}$ type behavior of cross-sections.

But if disks are grey the picture changes. So, for the case of constant local disk transparency $T_l > 0$ we have in lab frame $\sigma_{in}(Y) \simeq \pi R(Y)^2\; (1-T_l)$ and in cms frame

$$\sigma_{in}(Y,B) \simeq \pi R(Y)^2\; \big(1 - cr_0/R(Y)\big) \;\;.$$

This phenomenon is illustrated in Fig.2, and it shows that the grey disk picture of a fast particle is contradictory. The same is true if local T varies inside disk, as for example in the case of soft saturated $\mathcal{F}d$. On can try to cure this simple model supposing that the fast particle state is the

[21] Moreover, if we consider the cross-section in Eq.(5.1) with the definite impact parameter $b_\perp$ then from the frame independence of the $\sigma_{in}(Y, b_\perp)$ the form of transverse parton density $n(y, b_\perp)$ and of the $R(y)$ is almost completely fixed in the usual regge pole form $n(y, b_\perp) \;\sim\; y^{-1}\; \exp\big(\Delta_0 y - b_\perp^2/4c_2 y\big)$, $R^2(y) \sim y$.

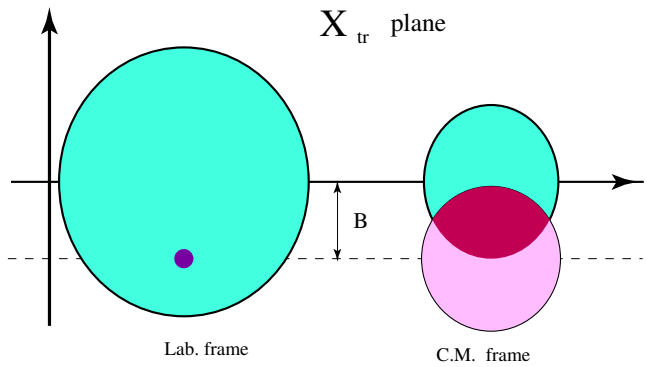

Fig.2 The area of overlapping S_{12} of two colliding Fd, taken at the same impact parameter and total energy, depends on the longitudinal Lorentz frame. For a **grey** disks this leads to boost non invariance of the transparency $T \sim \exp\left(-cS_{12}/r_0^2\right)$.

superposition $\psi(y) = a(y)\ |disk\rangle + \sqrt{1-a(y)^2}\ |bare\rangle$ of a grey disk state and of the bare state containing ~ 1 partons and therefore almost does not interact at large y. Than one can vary the amplitude $a(y)$ and try to come to the boost-invariant $\sigma_{in}(Y)$. It is possible to do but only for one definite impact parameter. So going this way one needs to have an infinite term superposition with a wide distribution of greyness in disk, like for a system in the critical point.

Considered in the previous Sections the QCD inspired models correspond to $\mathcal{F}d$'s that are filled by partons so that they are black in inner parts of $\mathcal{F}d$ but are always grey near their edge. Therefore it is interesting to consider what distribution of the parton density inside such disks can lead to a consistent boost-invariant picture.

The transparency in a high energy interaction of particles a and b with rapidity $y_1,\ y_2$ can be expressed as

$$T(y_1, y_2, b_\perp) \ = \ \sum_{i,j} w_i^{(a)}(y_1)\ w_j^{(b)}(y_2)\ T_{ij}(y_1, y_2, b_\perp) \quad , \tag{5.5}$$

where we sum over all parton configurations of particles a and b . In (5.5) $w_i^{(a)}$ and $w_j^{(b)}$ are the probabilities of these configurations, and T_{ij} - the corresponding transparency in a $|i> * |j>$ colliding state. One can expect that for a majority of parton configurations $|i * j>$ the transparencies $T_{ij} \sim \exp\left(-cN_{ij}\right)$ are Poisson-like, where N_{ij} is the mean number of parton collisions in the $|i> * |j>$ scattering.

So, to calculate the full transparency one must sum over all possible parton collisions in the region where two $\mathcal{F}d$ -s intersect. With the exponential precision the transparency can be expressed through the saturated parton densities $f_s(y, u, b)$ in $\mathcal{F}d$ as:

$$T(y_1, y_2, b_\perp) \ \sim \ \sum_{i,j} w_i^{(a)}(y_1)\ w_j^{(b)}(y_2) \exp\Big(- \tau_{ij}(y_1, y_2, b_\perp) \Big) \ , \tag{5.6}$$

where the expression

$$\tau_{ij}(y_1, y_2, b_\perp) \ \sim \int d^2x_\perp \int du_1 du_2\ \sigma(u_1, u_2) \cdot f^{(i)}(y_1, u_1, |\vec{x_\perp}|) \cdot f^{(j)}(y_2, u_2, |\vec{b_\perp} - \vec{x_\perp}|) \ , \tag{5.7}$$

is proportional to the mean number of the parton scattering when two $\mathcal{F}d$ in the states $|i> * |j>$ penetrate one trough another during their collision at the impact parameter $b_\perp$, and

$$\sigma(u_1, u_2) \sim 1/(k_{1\perp} \cdot k_{2\perp}) \sim \exp(-(u_1 + u_2)/2)$$

is the cross-section for the parton interaction with virtualities u_1 and u_2 and f^i, $f^{(j)}$ - parton densities in states $|i> * |j>$.

If in the expression (5.7) for τ_{ij} we leave only the terms with small values of the parton virtuality $u_i = u_0 \sim 1$, we come to the case of the of a grey $\mathcal{F}d$ collision when

$$\tau(y_1, y_2, b_\perp) \ \sim \int d^2x_\perp \ f_s(y_1, u_0, |\vec{x_\perp}|) \cdot f_s(y_2, u_0, |\vec{b_\perp} - \vec{x_\perp}|) \ . \tag{5.8}$$

Since inside $\mathcal{F}d$ the parton density $f_s(y_1, u_0, x_\perp)$ is $\simeq const(x_\perp)$ the expression (5.8) is evidently not a boost invariant. It follows from (5.8) that the value of $\tau(Y, 1, b_\perp) \sim 1$ in the lab frame and $\tau(Y/2, Y/2, b_\perp) \sim Y^2$ in the cms system. The phenomenon was illustrated in the geometrical way in Fig.2. It is of same type as in the case of QCD in $(2 + 1_\perp)D$, considered in Section 2.

The expression (5.8) can be boost invariant only for some very special forms of f_s, for example, for the Gaussian form of f_s like

$$f_s(y, u_0, |\vec{b_\perp}|) \ \sim \ \frac{1}{y} \ e^{\Delta y - b_\perp^2/yr_0^2} \ , \tag{5.9}$$

which corresponds to the parton distribution arising in the parton cascade (without the parton gluing !), The same parton distribution also corresponds to the amplitudes described by the regge pole exchange with intercept $\Delta > 0$. In fact, such one expression corresponds again to a black disk of radius $r_0 y\Delta$ with a thin edge, because here the parton density changes fast from small to big values at the distances $\delta x_\perp \sim r_0/\sqrt{\Delta}$.

5a. Central collision of $\mathcal{F}$ - disks

Consider the central-like collision of two $\mathcal{F}d$ with a small impact parameter $b_\perp$, when

$$| \ \bar{R}(y_1) + \bar{R}(y_2) - b_\perp \ | \ \gg \ \bar{\lambda}(y_1) + \bar{\lambda}(y_2) \ . \tag{5.10}$$

The geometry of the collision of two $\mathcal{F}d$ in various systems and with the same impact parameter and the total energy looks like shown in Fig.2 .

Firstly we estimate the contribution to the transparency from the mean parton configurations. In the expression (5.7) the hard partons give the main contribution to the value of τ, and using for f_s the expressions (3.3), we become :

$$\tau(y_1, y_2, b_\perp) \ \sim \ \exp\left(\ c\sqrt{y_1 + y_2 - b_\perp/r_0} \ \right) \ , \quad c \sim 1 \ , \tag{5.11}$$

where the main contribution to τ comes from the collision of the most hard sub-disks [22] at given y_i and the impact parameter $b_\perp$.

As follows from (5.11) and (5.6) the mean states of colliding $\mathcal{F}d$ give no essential contribution to T in all Lorentz systems, including the laboratory frame. At $Y = y_1 + y_2 \gg 1$ this is much less than the contribution in T that comes from some rare components of the parton wave function in (5.5, 5.6), corresponding to the particles states which have smaller transverse sizes so that they interact weakly at the same $b_\perp$. These are basically the states containing no $\mathcal{F}d$, or $\mathcal{F}d$ of smaller radius. For a collision at the impact parameter $b_\perp$ one needs the states in (5.5) with $(R(E_1) + R(E_2) < b_\perp$ in which the $\mathcal{F}$ disks do not touch each other. It is simple to estimate their probability w_i, because these states are basically created by fluctuations in which the primary soft partons are not emitted at the rapidity intervals $\delta y_1, \delta y_2$, close to the colliding particles valent

[22] The expression (5.11) is estimated with an exponential precession and it is boost-invariant. The corrections to (5.11) are not boost invariant, but this does not change the main conclusion that in this case the mean density states of $\mathcal{F}d$ in 4D case are not essential for the transparency

zones, so that $(Y - \delta y_1 - \delta y_2) r_0 < \ b_\perp$. This condition is boost-invariant, and the corresponding transparency is

$$T \sim w^{(a)} \cdot w^{(b)} \sim e^{-\delta y_1} \cdot e^{-\delta y_2} \sim \exp\left(-c_1 \ (Y - b_\perp / r_0)\right) \ , \quad c_1 \sim \alpha_s \ , \tag{5.12}$$

and has the same property.

Therefore, for the collision of the $\mathcal{F}d$ with such a $b_\perp$ one probably can avoid problems with boost-invariance of T .

5b. Two $\mathcal{F}d$ disks collision close to there edges

Note that expressions (5.6, 5.11) for the transparency $T(y_1, y_2, b_\perp)$ become unapplicable for large impact parameters where

$$\mid \bar{R}(Y) - b_\perp \mid \sim \bar{\lambda} \sim r_0 Y^{1/2} \tag{5.13}$$

that is in the stripe where the $\mathcal{F}d$ edge fluctuates. Here different mechanisms for the transparency T can operate.

For such a $b_\perp$ in the **lab frame** of one particle we have $T_{lab} \sim 1$, and it approximately do not change with growth of Y . This is because there are such curved configurations of $\mathcal{F}d$ edge of another fast particle (and which appears with the probability ~ 1) that particles do not touch each other (Fig.3a).

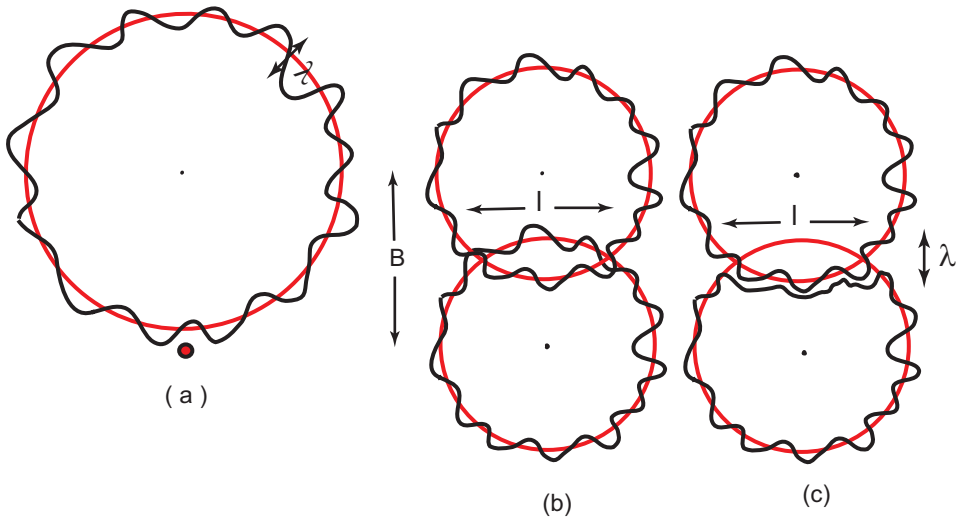

Fig.3 Collision of two $\mathcal{F}d$ near their edges in lab. (a) and cms. (b and c) frames at the same impact parameter and total energy. Red line round corresponds to disks with average $\bar{R}(y)$, and black oscillating lines to real random configurations in the mean event. The Fig.c shows a rare configuration of one of the $\mathcal{F}d$ where disks do not interact.

But consider collision at the same impact parameter $b_\perp$ and in the **frames close to cms** when the two $\mathcal{F}d$ intersect in the mean configurations (Fig.3b). The average width of this intersection region is $\sim \bar{\lambda}(Y) \sim Y^{1/2}$, and the mean tangential length $l \sim \sqrt{\bar{R}(Y)\lambda} \sim Y^{3/4}$. This leads to the transparency

$$T_{cms} \sim \exp\left(-c \ l\bar{\lambda}/r_0^2\right) \sim \exp\Big(- c \ \bar{\lambda}^{3/2}(Y) \ R^{1/2}(Y)/r_0^2 \Big) \sim \ \exp\left(-c \ Y^{5/4}\right) \ , \quad c \sim 1 \tag{5.14}$$

in the mean $\mathcal{F}d$ configurations.

Next, one must estimate the probability w of a special big fluctuation of part of the edge of $\mathcal{F}d$ of length $\sim l$, which is such that here the edge line shifts to smaller radius on the value $\sim \lambda(Y)$. In such configurations $T \sim 1$ also in cms at the same impact parameter (Fig.3.c). This probability can be estimated (from above !) in such a way. In the mean $\mathcal{F}d$ configurations the radial position of the $\mathcal{F}d$ edge randomly fluctuates around the average $\bar{R}(Y)$ when we move along the edge. It moves in both sides, $R > \bar{R}(Y)$ and $R < \bar{R}(Y)$, shifting on the mean radial distance $\sim \bar{\lambda}(Y)$. During this "motion" it crosses the line $R = \bar{R}(Y)$, and the average number of such "long wave" intersection at the distance l is $\sim \sqrt{l/\bar{\lambda}(Y)}$ [23]. Since such crosses are independent their number is Poisson distributed. So, the probability that at the length $\sim l$ there are no intersections is $w \sim \exp(-\sqrt{l/\bar{\lambda}})$ [24]. One can take this w as an estimation of the probability of Fock component of one $\mathcal{F}d$ where the part of the parton disk is shifted inside at the length l , so that two $\mathcal{F}d$ do not collide also in cms. It gives for

$$T_{cms} \ < \ w \sim \exp(-\sqrt{l/\bar{\lambda}}) \sim \exp(-Y^{1/8}) \ . \tag{5.15}$$

This contribution to the transparency T_{cms} is bigger than (5.14) that comes from the mean parton configurations of $\mathcal{F}d$, but it also **decreases with Y** , and so it cannot coincide with the transparency in the lab frame at $b_\perp \simeq \bar{R}(Y) \pm \bar{\lambda}(Y)$, which is const(Y).

Therefore, here, as in $(2+1_\perp)$ case, we have a contradiction between the naively expected 4D QCD picture of $\mathcal{F}d$ and the boost-invariance (t-unitarity) of some amplitudes.

6. The Froissart type behavior in the regge approach and diffractive processes

At the first sight, it is natural to expect that the calculations of various cross-sections in the parton approach should, in principal, give an answer that is the same as that one can become using the reggeon approach. For example, so is the transparency $T(Y, b_\perp) = 1 - \sigma_{tot}(Y, b_\perp) + \sigma_{el}(Y, b_\perp)$, which we estimated in the parton approach for the case of the collision of two $\mathcal{F}d$, and have found that it can be not boost-invariant for some values of $b_\perp, Y$. But if we calculate such quantities as $\sigma_{tot}(Y, b_\perp) = ImA(Y, b_\perp)$ and $\sigma_{el}(Y, b_\perp) = |A(Y, b_\perp)|^2$ using reggeon diagrams for elastic amplitude $A(Y, b_\perp)$, we will find that they are by construction boost-invariant, because the the particular system in which particles collide does not enter the Lorentz-invariant calculations of the $A(Y, b_\perp)$ and therefore of the $T(Y, b_\perp)$.

But possibly there is no contradiction here. When the pomeron density is small (in this case $T(Y, b_\perp)$ can be large) the parton calculation gives the same boost invariant answer as in the regge case. This is the consequence of the Gaussian type form of the distribution (5.9) of the transverse parton density in $\mathcal{F}d$.

The Regge approach can be consistently applied only when the reggeon (pomeron) density in the transverse plane is small. Otherwise, the mean energies at pomeron lines entering dominant reggeon diagrams are small. This is what takes place near the saturation point. And here, strictly speaking, we are out of the region of applicability of regge approach. But for parton approach

[23] In fact, the mean number of all such intersections is much larger $\sim \sqrt{l/r_0}$. Note that for $l \sim R(Y) \sim r_0 Y$ it gives $w \sim \exp(-Y^{1/2})$. It coincides with the estimate (3.5) of the probability that the radius of the $\mathcal{F}d$ is less by the value of $\Delta\bar{R} \sim \lambda(Y) \sim \sqrt{r_0 \bar{R}}$ than the average $\bar{R}(Y)$.

[24] Another estimation of the probability of such large variation of $\mathcal{F}d$ edge is given by the expression (A.4). Substituting there the dependence of $\bar{\lambda}$ and l from Y we become $w \sim \exp(-Y^{1/4})$.

the big QCD-parton density at $Y \gg 1$ can be even in advantage, because here we can apply the quasiclassical approximations for calculations of various cross-sections.

Despite the fact that the large quantities like $\sigma_{tot}(Y,b)$ have in both approaches roughly the same properties the small corrections to them (like that contribute to T) can differ.

But such a inconsistency suggest that if we, nevertheless, apply the regge approach with the $\mathcal{F}$ asymptotical behavior then we can meet some direct violations of unitarity. This can be expected firstly in processes where the interaction of grey parts of $\mathcal{A}d$ is essential - it is in some diffractive processes.

To estimate such cross-sections we need the pimary regge amplitudes that correspond to the collision of $\mathcal{A}d$ -s. The simplest way how the $\mathcal{F}$ behavior appears in the regge approach comes from the eiconal summation of contribution of supercritical pomerons which are the natural objects in QCD. The supercritical pomeron (with intercept $\Delta_P > 0$ and slope α'_P) when we write its contribution to an elastic scattering amplitude in the impact parameter representation as

$$v(Y,b) = \frac{i g_a g_b}{\alpha'_P Y_1} \cdot \exp\left(\Delta_P Y_1 \; - \; b_\perp^2/4\alpha'_P Y_1 \right) , \qquad Y_1 = Y + i\pi/2 \quad , \tag{6.1}$$

after the eiconal-like unitarisation of the S-matrix, leads to the expressions

$$S(Y,b_\perp) \; = \; e^{iv}, \qquad A(Y,b_\perp) \; = \; i(1-e^{iv}) \quad , \quad \sigma_{in}(Y,b_\perp) \; = \; 1 - e^{-2Im\ v} \; , \tag{6.2}$$

which have a very distinctive property [25]. For a large Y from (6.1 - 6.2) it follows approximately that

$$\sigma_{in}(Y,b_\perp) \; \simeq \; \theta\Big(\; R(Y) - b_\perp \; \Big) \quad , \tag{6.3}$$

so that expressions (6.1-6.2) correspond to an almost black disk with a radius

$$R(Y) \simeq \cdot 2\sqrt{\Delta_P \; \alpha'_P} \; \Big(Y - \frac{lnY}{2\Delta_P} \Big) \quad , \quad Y \gg 1 \quad , \tag{6.4}$$

whose grey edge is spread on the value $\lambda(Y) \simeq \sqrt{\alpha'_P/\Delta_P}$. It expands almost linearly with Y, and thus leads to the $\mathcal{F}$ type behavior of cross-sections $\sigma_{tot} = 2\ \sigma_{in} \simeq \pi\ R^2(Y) \sim Y^2$. There is no parton density saturation in this case - only the parton screening in the collision processes. The central inclusive cross section and the mean particles multiplicity grow as $\exp(\ \Delta_P Y\ )$. The edge parts of $\mathcal{A}d$ with nonzero transparency (grey) are responsible for diffractive processes. Since in (6.1) the transverse parton distribution in b has very specific " Gaussian" shape $\sim |v(Y,b)|$ with the thin grey $\mathcal{A}d$ edge the corresponding transparency is boost-invariant. But for the amplitudes corresponding to more grey $\mathcal{A}d$ than (6.1) we can meet troubles with unitarity, especially for a processes of central diffractive production in the multipomeron configurations.

To discuss if we have a consistent description of physics we calculate below cross-sections for processes of the central diffraction Fig.4 using the eiconal expression (6.1 - 6.2) for $A(Y,b)$ or its saturated generalization as a primary regge amplitude (Pomeron $\to$ Froissaron) in reggeon diagrams.

Let us consider a number of cases.

* <u>For a purely grey $\mathcal{A}d$</u> , when $\sigma_{in}(Y,b_\perp) < 1$ for all $|\vec{b_\perp}|$, the simple estimate shows that the total cross-section of one particle central diffraction (Fig.4b) is

$$\sigma^{(1)}_{dif}(Y) \sim Y^2\ Y^2\ Y = Y^5,$$

[25] The explicit eiconal dependence $S[v] = e^{iv}$ of S-matrix on v is, by itself, not essential to reach the $\mathcal{F}$ behavior, and instead of (6.2) one can in the same way work with generalized eiconal series $A(Y,b_\perp) \; = \; i\sum_{n=1}^{\infty} c_n(-v)^n/n!$, where c_n are nearly arbitrary positive coefficients representing the contribution of diffraction generation beams.

which exceeds the Froissard bound at $Y \to \infty$. Here for the case of grey $\mathcal{A}d$ all impact parameters b contribute and this gives the first factor Y^2. Two additional powers of Y come from the integration over the transverse coordinates of the created particle and one more Y from the integration over their rapidity. Since the $\mathcal{A}d$ are grey this contribution is not cancelled by the overlapping diagram in Fig.4b .

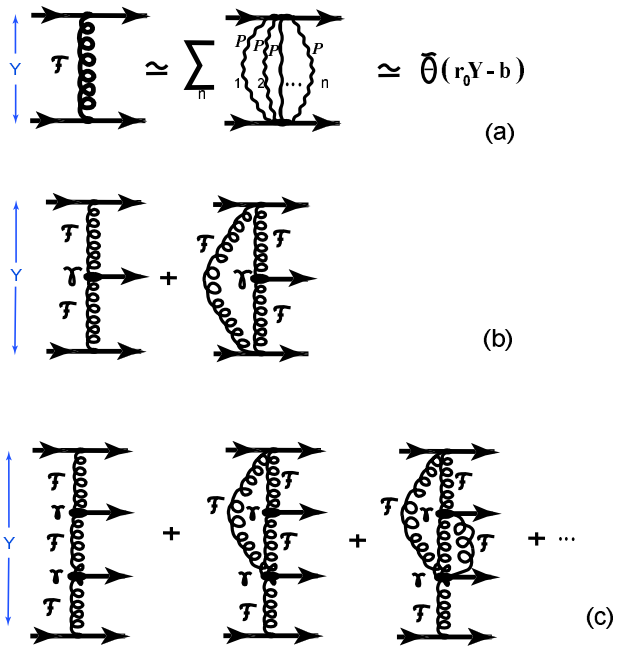

Fig.4 (a) - The simplest Froissart amplitude $\mathcal{F}$ can be constructed by the eikonal summing of multiple supercritical pomeron exchanges. ; (b), (c) - Reggeon diagrams that contribute to a central diffraction with the $\mathcal{F}$ exchange.

The integrated cross section for the n particle multi-regge central diffraction grows here even faster

$$\sigma^{(n)}_{dif}(Y) \ \sim \ Y^{3n+2}. \tag{6.5}$$

This contradiction with unitarity for the grey $\mathcal{A}d$ can be avoided if, for example, the vertexes for the central diffractive particle emission are

$$\gamma(k_{1\perp}, k_{2\perp}) \ \sim \vec{k}_{1\perp} \ \vec{k}_{2\perp} \tag{6.6}$$

at small transverse momenta $k_{i\perp}$ on the $\mathcal{F}$ lines entering the γ-vertex. In this case we have $\sigma^{(1)}_{dif}(Y) \sim Y$. But such a requirement needs the fine tuning of fundamental parameters of the theory and is by itself not fulfilled. In fact, to regulate the behavior of all $\sigma^{(n)}_{dif}(Y)$ one must have an infinite number of conditions on different vertexes of the theory, and this can only be result of some special symmetry of reggeon theory. This growth of cross-sections for the $\mathcal{F}$ behavior of amplitudes reminds the growth of the multiregge diffractive processes for the asymptotically constant cross-sections [13].

* For the black $\mathcal{A}d$ with a grey edge of large width $\lambda(Y) \gg lnY$ the main contribution to the cross-section of one particle (with rapidity y) central diffractive production (Fig 4 b) comes from configurations when two $\mathcal{A}d$ with $R(y)$ and $R(Y-y)$ touch with their grey edges, so that the essential impact parameters are $b_\perp \simeq R(Y) \pm \lambda(y_i)$. This gives

$$\sigma^{(1)}_{dif}(Y) \ \sim \ [\ \lambda(Y)\ (Y\lambda(Y))^{1/2}\ ]\ R(Y)\ Y \quad \sim \quad Y(\lambda Y)^{3/2} \tag{6.7}$$

where the first factor [$\lambda\ (Y\lambda)^{1/2}$] gives the mean area of the transverse region where two $\mathcal{F}d$ intersect with their grey parts - the diffractive particle can be created from every point of this region. The additional $R(Y)$ corresponds to the mean length of the grey edge of $\mathcal{F}d$ and the last factor Y comes from integration over rapidity y of the created particles. The inner (black) parts of $\mathcal{F}d$ give no contribution to $\sigma^{(1)}_{dif}$, because there the contributions of two diagrams (Fig 4 b) cancel one another. The expression (6.7) for $\sigma^{(1)}_{dif}(Y)$ can be simply generalized to the case of n central diffractive (multiregge) particles production cross-section

$$\sigma^{(n)}_{dif}(Y)\ \sim\ [\ \lambda(Y\lambda)^{1/2}\ ]^n\ Y^n\ R(Y)\ \sim\ Y(Y\lambda)^{3n/2} \tag{6.8}$$

We see from here that any model of $\mathcal{F}d$ with a "large grey disk edge ($\lambda(Y) \gg lnY$) leads to a contradiction with unitarity.

* <u>The saturated $\mathcal{F}d$ in QCD</u> is mostly black, but it has the grey edge of the width $\lambda(Y) \sim \sqrt{Y}$. The black parts of $\mathcal{F}d$ give no contribution to $\sigma^{(n)}_{dif}$ - there is the screening type cancellation between different reggeon diagrams. Thus, from (6.8) we become for the case of saturated $\mathcal{F}d$

$$\sigma^{(n)}_{dif}(Y)\ \sim\ c_n\ Y\ (\ Y\ )^{9n/4} \tag{6.9}$$

where $c_n \sim \gamma^n/(n+1)!$ do not depend on Y. So, here we also have a contradiction with unitarity of the same type as in the case of grey $\mathcal{F}d$ and need to impose some conditions, may be of type (6.6). Only then we become an acceptable behavior for all

$$\sigma^{(n)}_{dif}(Y) \sim \hat{c}_n Y\lambda\ . \tag{6.10}$$

* For the <u>black $\mathcal{F}d$ corresponding to the eiconal regge amplitudes (6.1 -6.2)</u> - or to $\mathcal{F}d$ in QCD without saturation situation is very interesting [14]. Here we have the width of the $\mathcal{F}d$ edge non grooving with Y . And, as follows from (6.3), due to the condition $R(Y)-2R(y/2) \sim lnY$, the contribution from a configuration when two $\mathcal{F}d$ touch with their grey edges are also cancelled with the enveloping diagram in (Fig 4 b). So, for estimation of $\sigma^{(1)}_{dif}$ in this case we can use the expression (6.7) with $\lambda \sim 1$ and with the additional factor

$$1-\sigma_{in}\Big(Y,\ R(Y-\frac{lnY}{2\Delta_P})\Big)\ \sim\ \Big|\ v\Big(Y,\ R(Y-\frac{lnY}{2\Delta_P})\Big)\ \Big|\ \sim\ Y^{-3/2} \tag{6.11}$$

and in the same way the additional factor $Y^{-3n/2}$ for $\sigma^{(n)}_{dif}$ in (6.8). As a result, in this case we come to the unitary expressions (6.10) for all $\sigma^{(n)}_{dif}$ not imposing any additional condition on vertexes.

7. Conclusion

In the first part of this article (**Sections 3 - 4**) we reviewed briefly the main properties of processes in the case of the Froissart ($\mathcal{F}$) asymptotic behavior, which one can expect in QCD and qualitatively described the parton structure of the Froissart disk ($\mathcal{F}d$) corresponding to a asymptotically fast hadron.

The main aim of this article was to consider if it is possible to have a boost-invariant picture of the collision of two $\mathcal{F}d$ in QCD , so to avoid problems with the boost-invariance of a cross-section

of high energy interaction, which necessarily appears in the case of grey $\mathcal{F}d$. For this purpose we calculated the mutual transparency

$$T(p_1, p_2, b_\perp) = 1 - \sigma_{in}(s, b_\perp) = |S(s, b_\perp)|^2$$

in the process of collision of two $\mathcal{F}d$ with momenta p_1 and p_2 at various longitudinal systems (ranging from the lab-system to the cms system) and at the same impact parameter $b_\perp$ and total invariant energy $s = (p_1 + p_2)^2$. This quantity T is equal to the probability that two $\mathcal{F}d$ move one through another without interaction - that is both $\mathcal{F}d$ remain in the same state as before the collision. The evident requirement is that such T should be boost invariant - i.e. depends only on s. In parton approach this condition is not trivial, because particles state change by a boost transformation. This property of T and other cross-sections, when calculated in parton approach, probably reflects the t-channel unitarity conditions of corresponding scattering amplitudes.

We found that T is not boost invariant for collisions of saturated $\mathcal{F}d$ at such impact parameters when two $\mathcal{F}d$ collide with their grey parts - it is close to their edges. At these impact parameters various processes of diffraction generation also take place. We found that the similar problems with unitarity appear for these processes in the regge approach in the $\mathcal{F}$ regime.

We end with few remarks.

* The $\mathcal{F}$ behavior in the (2+1)D case which we considered in Section 2, as a simple example, encounters the same problems. It corresponds to the saturated grey $\mathcal{F}d$ and so leads to a boost non-invariant S-matrix. This again can signal that such a behavior breaks the t-channel unitarity. Possibly, the problems can be avoided if the parton system is in the critical state, or in cascade partons only split (and not join) and, therefore, their density does not saturate. But even if this is true, it still seems rather strange and can be probably realized only if the longitudinal distribution in parton cloud is completely different, such that its mean size grows with energy [15].

* In the 4D QCD the $\mathcal{F}d$ becomes almost black in the central part, but the edges of $\mathcal{F}d$ are grey and exhibit large fluctuations " from event to event". As a result, for such impact parameters when two $\mathcal{F}d$ during their collision impact only by their wide edges the value of $\sigma_{in}(s, b_\perp)$ calculated in the parton model is not boost invariant and essentially differs in lab and cms frames.

To avoid this contradiction the $\mathcal{F}d$ edge must be thin and specially arranged [26], or oppositely include all the $\mathcal{F}d$ disks. But the standard QCD picture of $\mathcal{F}d$ is usually considered differently.

The other possibility is that some very specific interference between different channels of interaction take place, so that the resulting transparency T is boost invariant. One needs for this infinite number of relations between multiparton interaction amplitudes which are not seen in the quasiclassical picture. The same situation one sees in the regge approach to calculations of diffraction generation cross-sections (Section 6), where one must impose the infinite number of constraints on pomeron vertexes to preserve unitarity.

* All this shows that the high energy parton structure of a fast hadron in QCD must have some very special properties, otherwise the usually expected Froissart type behavior should not take place asymptotically. In principle, there is a number of possibilities, such as mentioned at the end of Section 2 for the case of $(2 + 1_\perp)$ dimensions, but they all look rather artificial.

If for a while forget about the hard component of $\mathcal{F}d$, then the case of the critical Froissaron with grey $\mathcal{F}d$ seams more promising (some details are in [3]). It is possible that such a behavior can be found in the regge approach as a limiting case of the critical pomeron [12]. In this case we can have a large fluctuation of parton density of all sizes up to $\bar{R}(Y)$. Moreover, because the soft components of $\mathcal{F}d$ evolve independently from the hard ones, and the distribution of hard

[26] For example, if the black $\mathcal{F}d$ profile is such as results from the summation of the contributions eikonal diagrams with supercritical pomerons.

component fluctuation can "repeat" the distribution of the soft one. If this really takes place, one can have also the cms transparency $T \sim 1$. But the critical $\mathcal{F}d$ can meet with fine tuning of various pomeron parameters in the regge approach. Maybe, some effects in the nonperturbative QCD can make such a model of $\mathcal{F}d$ more natural. It would be interesting if there were also traces of such fluctuations in the data already at accelerator energies.

ACKNOWLEDGMENTS
I thank K.G.Boreskov for interesting discussions and I.N.Kancheli for help and advice.

Appendix
Structure of the $\mathcal{F}$ disk edge

The process of filling the $\mathcal{F}$ disk with partons with increasing of fast particles energy $E = \exp(y)$ can be represented as coming from the development of a parton cascade and resulting from the emission of the additional less energetic partons by more energetic ones.

In the process of the parton cascading new partons randomly move in the transverse plane. For a big number $(\sim y)$ of cascading steps they fill the transverse area which is approximately round, but with small fluctuations of $\mathcal{F}d$ radius $R(y,\varphi)$ in different transverse directions φ. Here we discuss only the fluctuations in the soft part of the saturated $\mathcal{F}d$ at large y , and also suppose that the amplitude of these fluctuations $\lambda(y,x)$ is small compared to the mean $\mathcal{F}d$ radius $\bar{R}(y) = r_0 y$. The random function $\lambda(y,x)$ depends on y and the transverse coordinate $x = \bar{R}(y)*\varphi$, $0 < \varphi < 2\pi$ which varies in the transverse plane along the edge line of the mean $\mathcal{F}d$. This variable x is more appropriate, and so we represent the $R(y,x) = \bar{R}(y) + \lambda(y,x)$. In fact the $\mathcal{F}d$ edge, if considered as a continuous function randomly growing with y , can have the complicated fractal structure [16], but we use here the smooth approximation.

We need the weight $W[\lambda(y,x)]$ of the realization of some definite configuration $\lambda(y,x)$, so that various mean quantities depending on λ can be represented by the averaging

$$\int D\lambda(y,x)\ W[\lambda(y,x)]\ \big(\ \lambda(y,x_1)\cdot\lambda(y,x_2)\cdot\ ...\big) \tag{A.1}$$

of corresponding functions of $\lambda(y,x)$.

For a smooth edge $R(y,x)$ and due to absence of long range interactions in the dense parton medium, the only existing parameter at the scale $x \gg r_0$ is the length of the edge. In addition, the far regions of the $\mathcal{F}d$ edge fluctuate independently. Therefore, one can conclude that the amplitude $W[R(y,x)]$ depends on $\Gamma[R] - 2\pi\bar{R}(y)$ in the exponential form

$$W \sim \exp(-\frac{\beta}{r_1}(\Gamma[R] - 2\pi\bar{R}))\ , \quad \beta \sim 1 \quad , \tag{A.2}$$

where $\Gamma[R]$ is the length of the $\mathcal{F}d$ edge and r_1 is the average radial distance where the parton density in $\mathcal{F}d$ passes from the saturated phase to an unsaturated one ($r_1 \sim r_0/\alpha_s$ in the perturbative QCD ; in the future, for simplicity, we put $r_1 \simeq r_0$).

At a small and smooth $|\lambda(y,x)| \ll \bar{R}$ the length of the edge is

$$\Gamma[R] \ = \ \int_0^{L(y)} dx\ \sqrt{1 + (\lambda'(y,x)_x)^2}\ \simeq\ L(y) + 1/2 \int_0^{L(y)} dx\ (\lambda'(y,x)_x)^2 \quad , \tag{A.3}$$

where $L = 2\pi\ \bar{R}(y)$. And, therefore,

$$W[\lambda] \sim \exp\Big(-\frac{\beta}{2r_0}\int_0^{L(y)} dx\ \Big(\frac{\partial\lambda}{\partial x}\Big)^2\ \Big)\ .$$

One can use this expression to estimate the probability w of the large deepening of the $\mathcal{F}d$ edge with length l and depth λ, and we get as a result

$$w \sim \exp\left(-\frac{\beta}{r_0}\delta\Gamma\right) \quad ,$$

where $\delta\Gamma = \Gamma[R] - L(y)$ is variation of length of the deformed edge. For a long and smooth deformation of edge from (A.3) when $\lambda(x) \ll l$ we have $\delta\Gamma \sim < \lambda^2 > l$, and this gives

$$w \sim \exp\left(-c < \lambda^2 > /lr_0\right) , \qquad c \sim 1 \ . \tag{A.4}$$

It follows hence that the average variation of $\mathcal{F}$ disk radius is

$$(\delta\bar{R})^2 \ \sim \ < \lambda^2 > \ \sim \ Lr_0 \ \sim yr_0^2 \tag{A.5}$$

The other approach to calculations of (A.1) is to decompose the shape of the edge line in harmonics

$$\lambda(y,x) \ = \ \sum_n a_n \ e^{i\frac{2\pi nx}{L}} \quad .$$

Then we have for

$$\Gamma[R] = L + \frac{\pi^2}{L}\sum_n n^2 a_n^2 \quad ,$$

and, therefore, for the averaging over the edge fluctuation we can use the normalized measure

$$\int D\lambda(y,x)W[\lambda]\ (...) \equiv \int Da\ (...) = N_1!\ (\frac{\beta\pi^2}{r_0 L})^{N/2}\int_{-\infty}^{\infty}\prod_{n=1}^{N_1} da_n \exp\left(-\frac{\beta\pi^2}{r_0 L}\right)\sum_n n^2 a_n^2)(...) \ , \tag{A.6}$$

where we cut the series of harmonics at large $N_1 > L(y) \gg 1$.

Using (A.6) we can calculate various quantities that characterize the $\mathcal{F}d$ edge, for example, the mean width of the edge

$$< (R(y) - \bar{R})^2 > \ = \ \frac{1}{L(y)} \ < \int_0^{L(y)} dx|\lambda(y,x)|^2 > \ = \ \frac{1}{2}\int Da \sum_{n=1}^{N_1} a_n^2 \ =$$

$$= \ \frac{\beta}{4\pi^{3/4}}\ r_0 L(y) \sum_{n=1}^{N_1}\frac{1}{n^2} \ \simeq \ \frac{\zeta(2)\beta}{4\pi^{3/4}}\ (r_0 L(y)) \ \sim \ r_0^2\ y \ . \tag{A.7}$$

This shows the same behavior of the width of the $\mathcal{F}d$ edge as in (A.5) and in the $(2+1_\perp)D$ case.

The instructive quantity that shows the structure of the $\mathcal{F}d$ edge is the correlator $G_y(x) =< |R(y,x) - R(y,0)| >$, and especially its dependence on x. From the equations above we have :

$$G_y(x) \ = \ \int Da \sum_n \ \sin(\frac{2\pi nx}{L})\ |a_n| \ \simeq \ \pi^{-3/2}\sqrt{\frac{r_0 L}{\beta}}\sum_n \frac{1}{n}\sin(\frac{2\pi nx}{L}) \ \simeq$$

$$\simeq \ \pi^{-3/2}\sqrt{\frac{r_0 L}{\beta}}\sin(\frac{2\pi x}{L}) \ \simeq \ \frac{2\ x}{\sqrt{\pi\beta}}\ \sqrt{\frac{r_0}{L}}$$

At $x \sim L$ we have $G_y(\sim L) \sim \sqrt{Lr_0}$, which agrees with (A.7), and shows that the growth of the $\mathcal{F}d$ edges width comes from the long range harmonics.

The different approach to the description of $\mathcal{F}d$ edge fluctuations is to start from the stochastic parton cascade evolution of $W[\lambda]$ in rapidity, or, even simplier, from the evolution of the local (in x) radius of the $\mathcal{F}d$ edge line in rapidity

$$\frac{\partial R(y,x)}{\partial y} \;=\; \hat{r} \;-\; c\, r_0^2\, \rho(y,x)\;, \qquad c \sim 1 \quad , \tag{A.8}$$

where the stochastic function $\hat{r}(y,x) > 0$, with $< \hat{r}^2 > \simeq r_0^2$, represents the random motion of the edge due to a parton splitting near the edge of $\mathcal{F}d$. The second term in (A.8) is proportional to $\rho(y,x) \;\sim\; \partial^2 R(y,x)/\partial^2 x$ - the local curvature of the $\mathcal{F}d$ edge line. This term takes into account that the rate of a parton creation close to the edge is proportional to the number of neighboring partons. For the convex part of the $\mathcal{F}d$ edge $\rho > 0$ and for the concave part $\rho < 0$. Averaging Eq. (A.8) over x we become the equation for the evolution with y of the mean $\mathcal{F}d$ radius

$$\frac{\partial \bar{R}(y)}{\partial y} \;=\; r_0 - \; c\, \frac{r_0^2}{\bar{R}(y)} \tag{A.9}$$

Its solution

$$\bar{R}(y) \;\simeq\; r_0(y - c\, \ln y) \quad , \qquad y \;\gg\; 1 \tag{A.10}$$

contains the $-\ln y$ corrections, coming from the positive curvature of the average $\mathcal{F}d$ edge, the same as in Eq. (6.3), that corresponds to the supercritical pomeron pole.
One can also use Eq.(A.8) to estimate the growth with y of

$$\mathcal{G}(y) \;=\; \langle\; (R(y,x) - \bar{R}(y))^2 \;\rangle_{\hat{r}} \quad ,$$

which gives the dependence of the mean width of a $\mathcal{F}d$ edge on y. Using (A.8 , A.9) we become

$$\frac{\partial}{\partial y}\mathcal{G}(y) \;\simeq\; 2\langle\; \hat{r}(y,x)R(y,x) \;\rangle_{\hat{r}} - r_0\bar{R}(y) \;=\; 2\langle\; \hat{r}\;\lambda \;\rangle_{\hat{r}} \;=\; c_3\; r_0^2 \quad , \qquad c_3 \sim 1\;,$$

where for $\langle\; \hat{r}\;\lambda \;\rangle_{\hat{r}}$ we used that at the scale $\sim r_0$ the growth of λ is correlated with the fluctuation of $\hat{r}$. Hence we have

$$\mathcal{G}(y) \;\simeq\; c_3\; r_0^2\; y \quad , \tag{A.11}$$

which agrees with (A.7).

Note that the form (A.2 - A.3) for $W[\lambda(y,x)]$ can suggest the analogy with the Luscher's type oscillation of a string of length $L = 2\pi R$. There the quantum string broadening is $\sim r_0 \ln L/r_0$. This corresponds to the $\mathcal{F}d$ edge width $\sim \ln R(y)$, and this width comes from the string ($\mathcal{F}d$ edge) oscillations with the mean wave length $\sim \sqrt{r_0 L}$ at the zero temperature. At the finite temperature t there is an additional contribution to the string broadening $\bar{\lambda} \sim \sqrt{tL/\kappa}$, where κ is the string tension, and this broadening comes from the large wave length $\sim L$. In our case ($\mathcal{F}d$ edge) the effective $t \sim r_0^{-1}$ and $\kappa \sim r_0^{-2}$, so we come again to the same result $\bar{\lambda} \sim \sqrt{\bar{R}(y) r_0}$ as above (A.7 , A.11) .

References

[1] M. Froissart, Phys.Rev. **123** 1053 (1961).
A. Martin, Phys. Rev. **129**, 1432 (1963).
W. Heisenberg, Z. Phys. 133 (1952) 65;

[2] V.S. Fadin, E.A. Kuraev and L.N. Lipatov, Sov.Phys.JETP **44** (1976) 443;
V.S. Fadin and L.N. Lipatov, Phys.Lett. **B 429** (1998) 127 ; arXiv: hep-ph/9804443

[3] O.V. Kancheli, arXiv: hep-ph/0008299

[4] D.Yu. Ivanov, R. Kirschner, E.M. Levin, L.N. Lipatov,
L. Szymanowski, M. Wusthoff, arXiv: hep-ph/9804443

[5] Y. Kovchegov, E. Levin , Quantum Chromodynamics at High Energy,
Cambridge University Press, 2012

[6] J.L. Cardy, Nucl.Phys. **B 75** (1974) 413.

[7] D. Amati, L. Caneschi, R. Jengo, Nucl.Phys. **B 101** (1975) 397.
D. Amati, G. Marchesini, M. Ciafaloni and G. Parisi , Nucl.Phys. **B 114** (1976) 483.

[8] M.S. Dubovicov and K.A. Ter-Martirosyan, *Nucl. Phys.* **B 124**, 147 (1977).

[9] E.M. Levin and M.G. Ryskin, Sov. J. Nucl. Phys. **45** (1987) 150 ; Yad.Fiz. 27 (1978) 794; Phys. Rept. 189(1990) 267

[10] M.G. Ryskin, Sov. J. Nucl. Phys. **45** (1987) 150.

[11] R. Peschanski, arXiv:0903.3373, arXiv:0909.5612

[12] A.A.Migdal, A.M.Polyakov, K.A.Ter-Martirosyan, ZhETP **67**, 84 (1974),
H.D.I.Abarbanel, J.D Bronzian, Phys.Rev. **D9** (1974) 2397

[13] I.A. Verdiev, O.V. Kancheli, S.G. Matinyan, A.M. Popova and K.A. Ter-Martirosyan, Sov. Phys. JETP 19, 1148 (1964).

[14] V.A. Khoze, A.D. Martin, M.G. Ryskin , Phys.Lett. B780 (2018) 352-356 ; Phys.Lett B787 (2018), 167-170

[15] O.V. Kancheli *JETP Lett.* **22** (1975) 237

[16] A.Barabasi, H.E.Stanley, Fractal Concepts in Surface Growth,
Cambridge University Press 1995