

# Observational Constraints on Water Sublimation from 24 Themis and 1 Ceres

Adam J. McKay<sup>a</sup>, Dennis Bodewits<sup>b</sup>, Jian-Yang Li<sup>b</sup>

<sup>a</sup>*University of Texas Austin/McDonald Observatory, 2512 Speedway Stop C1402,  
Austin, TX 78712, (U.S.A.); amckay@astro.as.utexas.edu*

<sup>b</sup>*Department of Astronomy, University of Maryland, College Park, MD  
20742-2421 (U.S.A.); dennis@astro.umd.edu, jyli@astro.umd.edu*

Copyright © 2016 Adam J. McKay, Dennis Bodewits, Jian-Yang Li

---

Number of pages: 15

Number of tables: 3

Number of figures: 3

**Proposed Running Head:**

Water Sublimation from Themis and Ceres

**Please send Editorial Correspondence to:**

Adam J. McKay

University of Texas Austin

2512 Speedway, Stop C1402

Austin, TX 78712, USA.

Email: [amckay@astro.as.utexas.edu](mailto:amckay@astro.as.utexas.edu)

Phone: (512) 471-6493

## ABSTRACT

Recent observations have suggested that there is water ice present on the surfaces of 24 Themis and 1 Ceres. We present upper limits on the H<sub>2</sub>O production rate on these bodies derived using a search for [O I]6300 Å emission. For Themis, the water production is less than  $4.5 \times 10^{27}$  mol s<sup>-1</sup>, while for Ceres our derived upper limit is  $4.6 \times 10^{28}$  mol s<sup>-1</sup>. The derived limits imply a very low fraction of the surface area of each asteroid is active ( $< 2 \times 10^{-4}$ ), though this estimate varies by as much as an order of magnitude depending on thermal properties of the surface. This is much lower than seen for comets, which have active areas of  $10^{-2}$  -  $10^{-1}$ . We discuss possible implications for our findings on the nature of water ice on Themis and Ceres.

*Keywords:* Asteroids; Asteroid Ceres ; Asteroids, Composition

## 1 Introduction

Recent observations have provided evidence that several asteroids in the Main Belt contain water ice. The discovery of Main Belt Comets (MBCs, also termed Active Asteroids) has shown that some asteroids in the Main Belt exhibit cometary activity in the form of dust comae and tails. While the apparent activity for some MBCs (e.g. 596 Scheila, 311P/PanSTARRS) has been shown to be caused by collisions or other non-sublimation processes (Bodewits et al., 2011; Jewitt et al., 2013), the recurrent activity observed for objects such as 133P/Elst-Pizarro, 238P/Read, and 313P/Gibbs, suggests that this activity is driven by sublimation of water ice (Hsieh et al., 2010, 2011, 2015; Jewitt et al., 2015), though direct detection of any gas around MBCs has proven elusive (e.g. Licandro et al., 2011; de Val-Borro et al., 2012; O'Rourke et al., 2013).

However, water ice has been reportedly detected on the surfaces of 24 Themis and 65 Cybele (Campins et al., 2010; Rivkin and Emery, 2010), as well as in Oxo Crater on 1 Ceres (Combe et al., 2016).  $\text{H}_2\text{O}$  gas was recently detected around Ceres (Küppers et al., 2014), as well as a more tentative detection several decades ago (A'Hearn and Feldman, 1992). Several MBCs are in the Themis dynamical family, marking a possible link between the surface ice detected on Themis and the activity observed around these MBCs. Despite the evidence for water ice in the Main Belt, the exact properties of this ice remain poorly understood. Models suggest that it must be buried beneath the surface regolith to be stable over the age of the Solar System (e.g. Fanale and Salvail, 1989; Capria et al., 2012) though at the same time observations of surface ice on Themis and Cybele suggest that it does make its way to the surface.

Recent results from the gRaND instrument on Dawn show a higher hydrogen abundance at higher latitudes, suggesting there is more buried ice at higher latitudes (Prettyman et al., 2016). To date, water vapor has only been detected around Ceres. The detection of water outgassing from additional asteroids with suspected water ice on their surfaces would both confirm the presence of water ice on these bodies as well as provide constraints on the nature and distribution of that ice (surface vs. subsurface, uniform distribution or isolated patches, pure ice vs. dirty ice mixture, etc.).

A sensitive probe for H<sub>2</sub>O in the gas phase at optical wavelengths is the forbidden oxygen line at 6300.3 Å. This line results from prompt emission of atomic oxygen after a photodissociation event. This line has been employed in observations of comets as a proxy of the H<sub>2</sub>O production rate (e.g. Fink and Hicks, 1996; Morgenthaler et al., 2001, 2007; McKay et al., 2014, 2015). We present a search for [O I]6300 emission around 24 Themis and 1 Ceres in an effort to constrain the outgassing of H<sub>2</sub>O from their surface/subsurface. Section 2 describes the observations and our reduction and analysis procedures. Section 3 presents our derived upper limits on the H<sub>2</sub>O production rate, and section 4 discusses the implications of these results for the nature of the ice present on Themis and Ceres. We summarize our findings in Section 5.

## 2 Observations and Data Analysis

### 2.1 Observations

We obtained spectra with the ARCES echelle spectrometer, mounted on the Astrophysical Research Consortium 3.5-m telescope at Apache Point Observatory (APO) in Sunspot, New Mexico. ARCES provides a spectral resolution of  $R \equiv \frac{\lambda}{\Delta\lambda} = 31,500$  and a spectral range of 3500-10,000 Å with no interorder gaps. More specifics for this instrument are discussed elsewhere (Wang et al., 2003). The observation dates and geometries are described in Table 1. Both asteroids were observed less than a year before their perihelion. We used an ephemeris generated from JPL Horizons for non-sidereal tracking. For short time-scale tracking, the guiding software uses a boresight technique, which utilizes optocenter flux that falls outside the slit to keep the slit on the optocenter. We observed a G2V star in order to remove the underlying solar continuum and Fraunhofer absorption lines. We obtained spectra of a fast rotating ( $v\sin(i) > 150 \text{ km s}^{-1}$ ), O, B, or A star to account for telluric features and spectra of a flux standard to convert observed counts to absolute flux. The calibration stars used for each observation date are given in Table 1. We obtained spectra of a quartz lamp for flat fielding and acquired spectra of a ThAr lamp for wavelength calibration.

### 2.2 Data Reduction and Analysis

Spectra were extracted and calibrated using IRAF scripts that perform bias subtraction, cosmic ray removal, flat fielding, and wavelength calibration. We

removed telluric absorption features, the reflected solar continuum from the surface, and flux calibrated the spectra employing our standard star observations. We assumed an exponential extinction law and extinction coefficients for APO when flux calibrating the asteroid spectra (Hogg et al., 2001). More details of this procedure can be found in McKay et al. (2012). We determined slit losses by performing aperture photometry on the slit viewer images as described in McKay et al. (2014).

We determined H<sub>2</sub>O production rates from our [O I]6300 Å line fluxes by employing a Haser model modified to emulate the more physical vectorial model. More details of the model can be found in Morgenthaler et al. (2001, 2007) and McKay et al. (2014, 2015).

### 3 Results

We display the spectral region containing the [O I]6300 Å line for our Themis and Ceres spectra in Fig. 1. Neither object shows evidence for [O I]6300 Å emission. We therefore calculate 3-sigma upper limits on the [O I]6300 Å flux and the corresponding upper limit on the H<sub>2</sub>O production rate, which are shown in Table 2. These upper limits reflect the line flux for a Gaussian line profile of the instrumental line width with a peak intensity that is 3 times the local noise. For Ceres, there is clearly systematic scatter due to the subtraction of a very strong continuum, so in this case we adopted the standard deviation of the continuum subtracted spectra in the neighborhood of the expected [O I]6300 Å emission as the local 1-sigma noise. We derive a 3-sigma upper limit on the H<sub>2</sub>O production rate of  $4.5 \times 10^{27}$  mol s<sup>-1</sup> for Themis and  $4.6 \times$

$10^{28}$  mol s<sup>-1</sup> for Ceres. Our upper limit is much more sensitive for Themis than for Ceres because Themis is a much fainter object ( $V=12$  at the time of observation) than Ceres ( $V=8$ ), meaning the Ceres spectra contain a much higher continuum level that is more effective at concealing any [O I]6300 Å emission that may be present (in addition to the systematic scatter discussed above).

Using the sublimation model of Cowan and A'Hearn (1979), we can convert the upper limit on H<sub>2</sub>O production to an upper limit on the fraction of each asteroid's surface that is actively sublimating. We present the upper limit on the active fraction for different thermal models in Table 3. The isothermal model assumes that the whole surface is the same temperature while the subsolar model assumes the whole surface has a temperature equal to the subsolar point. The isothermal and subsolar models are not realistic, but do provide upper (isothermal) and lower (subsolar) bounds to the limits we can place on the active fraction. The fast-rotator model assumes that the lines of latitude are isotherms, which is expected if the temperature at each latitude is determined by the average diurnal insolation at that latitude. This is expected to be the case if the rotation rate is fast or the thermal inertia of the surface material is high. The slow-rotator model assumes that the temperature of each surface element is in equilibrium with the instantaneous solar flux incident at that location. This approximation has been used to estimate the active areas of cometary nuclei (e.g. A'Hearn et al., 1995; Bodewits et al., 2014). As neither Themis nor Ceres has a slow rotation period ( $P < 10$  hours), this assumption is appropriate only if the thermal inertia of the surface is very low. The thermal inertia of Ceres has been measured to be less than 15 tiu (Chamberlain et al., 2009). No constraints on the thermal inertia of Themis are available. However,



large asteroids such as Themis tend to have low thermal inertias (Delbo et al., 2015). Therefore we believe that the slow-rotator approximation is the most realistic approximation for these asteroids.

For the heliocentric distances of Ceres and Themis at the time of observation and adopting bond albedos of 0.02 and 0.03 for Themis and Ceres, respectively, we calculate the sublimation rate of H<sub>2</sub>O per unit surface area for each model, which are given in Table 3. We calculated the bond albedo by the following:

$$A_{bond} = qA_{geo} \tag{1}$$

where  $A_{geo}$  is the geometric albedo, taken as 0.07 for Themis (Masiero et al., 2011) and 0.09 for Ceres (Li et al., 2006), and  $q$  is the phase integral. We assume a phase integral of 0.3 for Themis and Ceres, which is typical of C-type asteroids (Li et al., 2015). By dividing our derived upper limit on the H<sub>2</sub>O production by the expected sublimation rate, we derive the maximum active area of the surface. Then we divide this active area by the total surface area of each asteroid to get an upper limit on the fraction of the surface area that is active.

## 4 Discussion

Since both Themis and Ceres are much more massive than a typical comet, it is possible that a large fraction of any gas present could be gravitationally bound to the asteroid, meaning the Haser-derived gas production rate is not

indicative of the sublimation occurring on the surface. However, for Themis's escape velocity of  $90 \text{ m s}^{-1}$  and a gas temperature of  $160 \text{ K}$  (i.e. the expected surface temperature of Themis), less than 1% of the gas molecules have velocities less than the escape velocity (assuming a Maxwellian velocity distribution), meaning that the assumption of radial outflow is a reasonable approximation. For Ceres, with an escape velocity of  $500 \text{ m s}^{-1}$ , 66% of the particles have velocities less than the escape velocity. This means that any water vapor present would be more concentrated around the asteroid than in the Haser model. This means that our upper limit should actually be lower than the Haser model would indicate. However, as O I is a photodissociation product, the excess velocity imparted on the atom after photodissociation ( $\sim 1 \text{ km s}^{-1}$ , Wu and Chen, 1993), means that a majority of the O I will achieve escape velocity. Additionally, as previous works have assumed that the Haser model is valid (Jewitt and Guilbert-Lepoutre, 2012; Küppers et al., 2014), for comparison to previous work the Haser model derived production rates are the most appropriate.

For Ceres,  $\text{H}_2\text{O}$  vapor was detected by the Herschel Space Observatory with a production rate of approximately  $2 \times 10^{26} \text{ mol s}^{-1}$  (Küppers et al., 2014). Our upper limit is not extremely sensitive and is fully consistent with the Herschel derived value. The detections reported in Küppers et al. (2014) occurred in October 2012 and March 2013, bracketing our observations. Our observations cover a range in sub-observer latitude on Ceres of approximately  $100\text{--}310^\circ$ , which encompasses the most active longitudes of  $120^\circ$  and  $240^\circ$  reported by Küppers et al. (2014). Küppers et al. (2014) derive an active fraction of approximately  $10^{-7}$ , consistent with our upper limits on the active fraction

regardless of the thermal model used. This limit is also consistent with the current ice coverage on Ceres as observed by Dawn (Combe et al., 2016).

For Themis, water vapor has never been detected, but several upper limits have been derived. Jewitt and Guilbert-Lepoutre (2012) employed optical spectra to search for emission due to CN, a molecule that is commonly observed in traditional comets. Assuming the average CN/H<sub>2</sub>O ratio of 0.3% observed in comets, they derive an upper limit of  $1.3 \times 10^{28}$  mol s<sup>-1</sup>, though this upper limit should be treated with some caution as it assumes that any water ice present on Themis has a cometary CN/H<sub>2</sub>O ratio. Using observations of OH, which is released from H<sub>2</sub>O photodissociation and thus can be used as a direct tracer of H<sub>2</sub>O, Lovell et al. (2010) derived an upper limit of  $\sim 10^{28}$  mol s<sup>-1</sup>. Our upper limit of  $4.5 \times 10^{27}$  mol s<sup>-1</sup> provides the most stringent constraint on H<sub>2</sub>O production obtained for Themis so far. A potentially more sensitive upper limit may become available from Herschel observations (O'Rourke et al. in prep. and private communication).

Our upper limit on the H<sub>2</sub>O production rate (and those of previous works as well) suggests that a very low fraction of Themis's surface is actively sublimating. As water ice was detected at all epochs over several years of observations, both Campins et al. (2010) and Rivkin and Emery (2010) suggest that the water ice layer coats the entire surface, which is being replenished from the subsurface. Therefore this uniform coating should be actively sublimating, yielding an active fraction near unity. This is inconsistent with our upper limit, which implies a very small active fraction. This conclusion is independent of the thermal model adopted, as no thermal model provides an active fraction

near unity (see Table 3).

This discrepancy could be due to several factors. One possibility is that the ice is buried under an insulating layer of regolith, but this is unlikely as infrared observations only probe microns deep into the surface, which is not likely deep enough to keep any water ice present from sublimating. As activity could be intermittent, our observations could have occurred at a time when any water ice is not actively sublimating, but this would suggest a non-uniform distribution of water ice on the surface, inconsistent with the near uniform distribution implied by IR observations of surface ice. It has also been claimed that the spectral signature observed by Campins et al. (2010) and Rivkin and Emery (2010) is not due to water ice but to the mineral goethite, meaning there is no water ice to sublimate (Beck et al., 2011). However, it has been argued by other authors that this is unlikely as goethite in meteorites is a result of aqueous alteration after fall and this mineral has not been detected in freshly fallen meteorites (Jewitt and Guilbert-Lepoutre, 2012). Other products of aqueous alteration, such as magnetite, have been detected on asteroids (e.g. Yang and Jewitt, 2010), so it is possible that the absorptions observed in the spectrum of Themis are due to similar materials other than goethite. If the  $\text{H}_2\text{O}$  ice is thermally decoupled from the regolith (i.e. it is clean and does not contain contaminating carbonaceous material), it will have a much lower equilibrium temperature due to the much higher albedo of water ice, meaning the sublimation rate will be much lower than we have assumed. This in turn would result in a much higher upper limit on the active fraction. In Fig. 2, we plot the derived active fraction of Themis as a function of the Bond albedo of the surface ice for several thermal models.

As we have an upper limit for the  $\text{H}_2\text{O}$  production rate and not a detection, each curve represents an upper bound to the region of permissible active fractions. Even with an albedo of 0.99, our derived upper limit is still  $10^{-2}$  for the slow-rotator model. Therefore we favor an interpretation similar to that given by Jewitt and Guilbert-Lepoutre (2012), where a small fraction of the surface is covered in ice, but this ice must be fairly clean. More detailed evaluation of these possibilities is beyond the scope of this paper.

The active fractions for both Themis and Ceres are much less than observed for comets, which are typically in the area of 1-10%. This may be due either to an increased thickness for the insulating regolith on asteroid surfaces, or just a depletion of near-surface water ice relative to traditional comets. It is also true that our sublimation models are probably oversimplifications, and the coverage of water ice on cometary nuclei visited by spacecraft is less than that predicted from sublimation models (e.g. Sunshine et al., 2006). If we assume that the MBCs, such as 133P/Elst-Pizarro, have similar active fractions as inferred for Ceres and Themis, then MBCs would have  $\text{H}_2\text{O}$  production rates on the order of  $< 10^{24}$  mol  $\text{s}^{-1}$  (assuming the slow-rotator model). These values are consistent with upper limits derived for MBCs so far (Licandro et al., 2011; de Val-Borro et al., 2012; O'Rourke et al., 2013) and would suggest that it will be very difficult to detect water sublimation directly around an MBC without a dedicated flyby/orbiting mission. However, estimates for the  $\text{H}_2\text{O}$  production rate for MBCs based on the observed dust coma are on the order of  $10^{25}$  mol  $\text{s}^{-1}$ , which should be detectable by the James Webb Space Telescope (Kelley et al., 2015). If water vapor is detected around a Main Belt Comet at this production rate, then that suggests the active fractions of MBCs

are larger than for larger asteroids like Themis or Ceres, but still less than typical comets.

Fig. 3 shows the expected detection limit as a function of magnitude for APO (i.e. a 3-meter class telescope) and Keck (i.e. a 10-meter class telescope) for an object with Themis’s approximate observing geometry. This calculation is based on our results for Themis and is simplified in that it does not account for telescope specific differences (i.e. throughput of the instrument, etc.), only the difference in collecting area. The decreasing limit with decreasing brightness is due to the decreasing strength of the continuum and its associated noise component. Once the continuum is no longer detected, the detection limit flattens out to a terminal value. At the faint end (i.e. MBCs) a 10-meter telescope can likely reach a detection limit of  $10^{26}$  mol s<sup>-1</sup>. We also overplot our derived upper limits for Ceres and Themis. Themis trivially falls directly on the relation as this object was used to derive the plot. Ceres is above the curve since the imperfect removal of a strong continuum introduces systematic scatter, whereas the relation was derived assuming purely Poisson statistics. Therefore for bright objects (similar to Ceres and brighter) our estimates may be overly optimistic.

## 5 Conclusions

We present upper limits on the water production from Main Belt asteroids 24 Themis and 1 Ceres. Our upper limit for Themis is the most constraining obtained to date, while our limit for Ceres is consistent with previous detections

of water vapor. Our results suggest that less than a few  $\times 10^{-4}$  of the surface area for Themis and Ceres is actively sublimating. This implies active fractions at least 2-3 orders of magnitude less than comets. From analysis of our results we favor a picture where water ice covers a small fraction of the surface area, but is relatively clean. The Dawn mission, currently in orbit around Ceres, will provide greater knowledge of the water ice distribution on Ceres. If the limits on the active fraction derived here are applicable to MBCs as well, then this implies that outgassing rates should be  $< 10^{24}$  mol s $^{-1}$ , making it difficult to directly detect without a dedicated spacecraft mission. Our results show that searches for O I emission around asteroids and other bodies suspected to be undergoing active sublimation can place meaningful constraints on the presence and properties of any surface ice present on these objects.

## **Acknowledgements**

We thank two anonymous reviewers whose comments improved the quality of this manuscript. We thank the APO observing staff for their invaluable help in conducting the observations. We thank John Barentine, Jurek Krzesinski, Chris Churchill, Pey Lian Lim, Paul Strycker, and Doug Hoffman for developing and optimizing the ARCES IRAF reduction script used to reduce this data. We would also like to acknowledge the JPL Horizons System, which was used to generate ephemerides for nonsidereal tracking of the asteroids during the ARCES observations, and the SIMBAD database, which was used for selection of reference stars.

## References

- M. F. A'Hearn and P. D. Feldman. Water vaporization on Ceres. *Icarus*, 98: 54–60, July 1992. doi: 10.1016/0019-1035(92)90206-M.
- M. F. A'Hearn, R. L. Millis, D. G. Schleicher, D. J. Osip, and P. V. Birch. The ensemble properties of comets: Results from narrowband photometry of 85 comets, 1976-1992. *Icarus*, 118:223–270, December 1995. doi: 10.1006/icar.1995.1190.
- P. Beck, E. Quirico, D. Sevestre, G. Montes-Hernandez, A. Pommerol, and B. Schmitt. Goethite as an alternative origin of the 3.1  $\mu\text{m}$  band on dark asteroids. *Astronomy and Astrophysics*, 526:A85, February 2011. doi: 10.1051/0004-6361/201015851.
- D. Bodewits, M. S. Kelley, J.-Y. Li, W. B. Landsman, S. Besse, and M. F. A'Hearn. Collisional Excavation of Asteroid (596) Scheila. *Astrophysical Journal Letters*, 733:L3, May 2011. doi: 10.1088/2041-8205/733/1/L3.
- D. Bodewits, T. L. Farnham, M. F. A'Hearn, L. M. Feaga, A. McKay, D. G. Schleicher, and J. M. Sunshine. The Evolving Activity of the Dynamically Young Comet C/2009 P1 (Garradd). *Astrophysical Journal*, 786:48, May 2014. doi: 10.1088/0004-637X/786/1/48.
- H. Campins, K. Hargrove, N. Pinilla-Alonso, E. S. Howell, M. S. Kelley, J. Licandro, T. Mothé-Diniz, Y. Fernández, and J. Ziffer. Water ice and organics on the surface of the asteroid 24 Themis. *Nature*, 464:1320–1321, April 2010. doi: 10.1038/nature09029.
- M. T. Capria, S. Marchi, M. C. de Sanctis, A. Coradini, and E. Ammannito. The activity of main belt comets. *Astronomy and Astrophysics*, 537:A71, January 2012. doi: 10.1051/0004-6361/201117556.
- M. A. Chamberlain, A. J. Lovell, and M. V. Sykes. Submillimeter photometry



- and lightcurves of Ceres and other large asteroids. *Icarus*, 202:487–501, August 2009. doi: 10.1016/j.icarus.2009.03.002.
- J.-P. Combe, T. B. McCord, F. Tosi, A. Raponi, M. C. De Sanctis, E. Ammannito, C. A. Raymond, and C. T. Russell. Detection of H<sub>2</sub>O-Rich Materials on Ceres by the Dawn Mission. In *Lunar and Planetary Science Conference*, volume 47 of *Lunar and Planetary Science Conference*, page 1820, March 2016.
- J. J. Cowan and M. F. A’Hearn. Vaporization of comet nuclei - Light curves and life times. *Moon and Planets*, 21:155–171, October 1979. doi: 10.1007/BF00897085.
- M. de Val-Borro, L. Rezac, P. Hartogh, N. Biver, D. Bockelée-Morvan, J. Crovisier, M. Küppers, D. C. Lis, S. Szutowicz, G. A. Blake, M. Emprechtinger, C. Jarchow, E. Jehin, M. Kidger, L.-M. Lara, E. Lellouch, R. Moreno, and M. Rengel. An upper limit for the water outgassing rate of the main-belt comet 176P/LINEAR observed with Herschel/HIFI. *Astronomy and Astrophysics*, 546:L4, October 2012. doi: 10.1051/0004-6361/201220169.
- M. Delbo, M. Mueller, J. P. Emery, B. Rozitis, and M. T. Capria. *Asteroid Thermophysical Modeling*, pages 107–128. 2015.
- F. P. Fanale and J. R. Salvail. The water regime of asteroid (1) Ceres. *Icarus*, 82:97–110, November 1989. doi: 10.1016/0019-1035(89)90026-2.
- U. Fink and M. D. Hicks. A survey of 39 comets using CCD spectroscopy. *Astrophysical Journal*, 459:729–743, March 1996. doi: 10.1086/176938.
- D. W. Hogg, D. P. Finkbeiner, D. J. Schlegel, and J. E. Gunn. A Photometricity and Extinction Monitor at the Apache Point Observatory. *Astronomical Journal*, 122:2129–2138, October 2001. doi: 10.1086/323103.
- H. H. Hsieh, D. Jewitt, P. Lacerda, S. C. Lowry, and C. Snodgrass. The return of activity in main-belt comet 133P/Elst-Pizarro. *Monthly Notices*

- of the Royal Astronomical Society*, 403:363–377, March 2010. doi: 10.1111/j.1365-2966.2009.16120.x.
- H. H. Hsieh, K. J. Meech, and J. Pittichová. Main-belt Comet 238P/Read Revisited. *Astrophysical Journal*, 736:L18, July 2011. doi: 10.1088/2041-8205/736/1/L18.
- H. H. Hsieh, O. Hainaut, B. Novaković, B. Bolin, L. Denneau, A. Fitzsimmons, N. Haghighipour, J. Kleyna, R. Kokotanekova, P. Lacerda, K. J. Meech, M. Micheli, N. Moskovitz, E. Schunova, C. Snodgrass, R. J. Wainscoat, L. Wasserman, and A. Waszczak. Sublimation-Driven Activity in Main-Belt Comet 313p/Gibbs. *Astrophysical Journal*, 800:L16, February 2015. doi: 10.1088/2041-8205/800/1/L16.
- D. Jewitt and A. Guilbert-Lepoutre. Limits to Ice on Asteroids (24) Themis and (65) Cybele. *Astronomical Journal*, 143:21, January 2012. doi: 10.1088/0004-6256/143/1/21.
- D. Jewitt, J. Agarwal, H. Weaver, M. Mutchler, and S. Larson. The Extraordinary Multi-tailed Main-belt Comet P/2013 P5. *Astrophysical Journal Letters*, 778:L21, November 2013. doi: 10.1088/2041-8205/778/1/L21.
- D. Jewitt, J. Agarwal, N. Peixinho, H. Weaver, M. Mutchler, M.-T. Hui, J. Li, and S. Larson. A New Active Asteroid 313P/Gibbs. *Astronomical Journal*, 149:81, February 2015. doi: 10.1088/0004-6256/149/2/81.
- M. S. P. Kelley, C. E. Woodward, D. Bodewits, T. L. Farnham, M. Gudipati, D. E. Harker, D. C. Hines, M. M. Knight, L. Kolokolova, A. Li, I. de Pater, S. Protopapa, R. W. Russell, and Wooden D. W. Sitko, M. L. Cometary Science with the James Webb Space Telescope. submitted, 2015.
- M. Küppers, L. O’Rourke, D. Bockelée-Morvan, V. Zakharov, S. Lee, P. von Allmen, B. Carry, D. Teyssier, A. Marston, T. Müller, J. Crovisier, M. A. Barucci, and R. Moreno. Localized sources of water vapour on

- the dwarf planet (1)Ceres. *Nature*, 505:525–527, January 2014. doi: 10.1038/nature12918.
- J.-Y. Li, L. A. McFadden, J. W. Parker, E. F. Young, S. A. Stern, P. C. Thomas, C. T. Russell, and M. V. Sykes. Photometric analysis of 1 Ceres and surface mapping from HST observations. *Icarus*, 182:143–160, May 2006. doi: 10.1016/j.icarus.2005.12.012.
- J.-Y. Li, P. Helfenstein, B. Buratti, D. Takir, and B. E. Clark. *Asteroid Photometry*, pages 129–150. 2015.
- J. Licandro, H. Campins, G. P. Tozzi, J. de León, N. Pinilla-Alonso, H. Boehnhardt, and O. R. Hainaut. Testing the comet nature of main belt comets. The spectra of 133P/Elst-Pizarro and 176P/LINEAR. *Astronomy and Astrophysics*, 532:A65, August 2011. doi: 10.1051/0004-6361/201117018.
- A. J. Lovell, Y. R. Fernandez, H. Campins, and D. G. Schleicher. A Search for OH Outgassing from Icy Asteroid (24) Themis. In *AAS/Division for Planetary Sciences Meeting Abstracts #42*, volume 42 of *Bulletin of the American Astronomical Society*, page 1036, October 2010.
- J. R. Masiero, A. K. Mainzer, T. Grav, J. M. Bauer, R. M. Cutri, J. Daley, P. R. M. Eisenhardt, R. S. McMillan, T. B. Spahr, M. F. Skrutskie, D. Tholen, R. G. Walker, E. L. Wright, E. DeBaun, D. Elsbury, T. Gautier, IV, S. Gomillion, and A. Wilkins. Main Belt Asteroids with WISE/NEOWISE. I. Preliminary Albedos and Diameters. *Astrophysical Journal*, 741:68, November 2011. doi: 10.1088/0004-637X/741/2/68.
- A. J. McKay, N. J. Chanover, J. P. Morgenthaler, A. L. Cochran, W. M. Harris, and N. D. Russo. Forbidden oxygen lines in Comets C/2006 W3 Christensen and C/2007 Q3 Siding Spring at large heliocentric distance: Implications for the sublimation of volatile ices. *Icarus*, 220:277–285, July 2012. doi: 10.1016/j.icarus.2012.04.030.

- A. J. McKay, N. J. Chanover, M. A. DiSanti, J. P. Morgenthaler, A. L. Cochran, W. M. Harris, and N. D. Russo. Rotational variation of daughter species production rates in Comet 103P/Hartley: Implications for the progeny of daughter species and the degree of chemical heterogeneity. *Icarus*, 231:193–205, March 2014. doi: 10.1016/j.icarus.2013.11.029.
- A. J. McKay, A. L. Cochran, M. A. DiSanti, G. Villanueva, N. D. Russo, R. J. Vervack, J. P. Morgenthaler, W. M. Harris, and N. J. Chanover. Evolution of H<sub>2</sub>O, CO, and CO<sub>2</sub> production in Comet C/2009 P1 Garradd during the 2011-2012 apparition. *Icarus*, 250:504–515, April 2015. doi: 10.1016/j.icarus.2014.12.023.
- J.P. Morgenthaler, W.M. Harris, F. Scherb, C. Anderson, R.J. Oliverson, N.E. Doane, M.R. Combi, M.L. Marconi, and W.H. Smyth. Large aperture [O I] 6300 Å photometry of comet Hale-Bopp: Implications for the photochemistry of OH. *Astrophysical Journal*, 563(1):451–461, 2001.
- J.P. Morgenthaler, W.M. Harris, and M.R. Combi. Large Aperture O I 6300 Å Observations of Comet Hyakutake: Implications for the Photochemistry of OH and O I Production in Comet Hale-Bopp. *Astrophysical Journal*, 657: 1162–1171, March 2007. doi: 10.1086/511062.
- L. O’Rourke, C. Snodgrass, M. de Val-Borro, N. Biver, D. Bockelée-Morvan, H. Hsieh, D. Teyssier, Y. Fernandez, M. Kueppers, M. Micheli, and P. Hartogh. Determination of an Upper Limit for the Water Outgassing Rate of Main-belt Comet P/2012 T1 (PANSTARRS). *Astrophysical Journal Letters*, 774:L13, September 2013. doi: 10.1088/2041-8205/774/1/L13.
- T. H. Prettyman, N. Yamashita, J. C. Castillo-Rogez, W. C. Feldman, D. J. Lawrence, H. Y. McSween, N. Schorghofer, M. J. Toplis, O. Forni, S. P. Joy, S. Marchi, T. Platz, C. A. Polanskey, M. C. De Sanctis, M. D. Rayman, C. A. Raymond, and C. T. Russell. Elemental Composition of Ceres by

- Dawn's Gamma Ray and Neutron Detector. In *Lunar and Planetary Science Conference*, volume 47 of *Lunar and Planetary Science Conference*, page 2228, March 2016.
- A. S. Rivkin and J. P. Emery. Detection of ice and organics on an asteroidal surface. *Nature*, 464:1322–1323, April 2010. doi: 10.1038/nature09028.
- J. M. Sunshine, M. F. A'Hearn, O. Groussin, J.-Y. Li, M. J. S. Belton, W. A. Delamere, J. Kissel, K. P. Klaasen, L. A. McFadden, K. J. Meech, H. J. Melosh, P. H. Schultz, P. C. Thomas, J. Veverka, D. K. Yeomans, I. C. Busko, M. Desnoyer, T. L. Farnham, L. M. Feaga, D. L. Hampton, D. J. Lindler, C. M. Lisse, and D. D. Wellnitz. Exposed Water Ice Deposits on the Surface of Comet 9P/Tempel 1. *Science*, 311:1453–1455, March 2006. doi: 10.1126/science.1123632.
- S.-i. Wang, R. H. Hildebrand, L. M. Hobbs, S. J. Heimsath, G. Kelderhouse, R. F. Loewenstein, S. Lucero, C. M. Rockosi, D. Sandford, J. L. Sundwall, J. A. Thorburn, and D. G. York. ARCES: an echelle spectrograph for the Astrophysical Research Consortium (ARC) 3.5m telescope. In M. Iye and A. F. M. Moorwood, editors, *Instrument Design and Performance for Optical/Infrared Ground-based Telescopes*, volume 4841 of *Society of Photo-Optical Instrumentation Engineers (SPIE) Conference Series*, pages 1145–1156, March 2003. doi: 10.1117/12.461447.
- C.Y.R. Wu and F.Z. Chen. Velocity distributions of hydrogen atoms and hydroxyl radicals produced through solar photodissociation of water. *Journal of Geophysical Research*, 98(E4):7415–7435, 1993.
- B. Yang and D. Jewitt. Identification of Magnetite in B-type Asteroids. *Astronomical Journal*, 140:692–698, September 2010. doi: 10.1088/0004-6256/140/3/692.

Table 1

**Observation Log**

| Object | Date (UT) | $r$ (AU) | $\Delta$ (AU) | $\dot{\Delta}$ (km s <sup>-1</sup> ) | True Anomaly (deg) | Days from Peri. | G2V      | Fast Rot.  | Flux Cal |
|--------|-----------|----------|---------------|--------------------------------------|--------------------|-----------------|----------|------------|----------|
| Themis | 2/15/2013 | 2.89     | 2.56          | 21.7                                 | 303                | 258             | HD 25370 | HD 27660   | HR 1544  |
| Themis | 2/23/2013 | 2.88     | 2.67          | 22.0                                 | 304                | 250             | HD 30455 | $\chi$ Tau | HR 1544  |
| Ceres  | 2/26/2013 | 2.62     | 2.22          | 21.2                                 | 311                | 201             | G105-14  | HR 2207    | HR 2207  |

Table 2

**Upper Limits for Fluxes and Production Rates**

| Object | Flux (ergs s <sup>-1</sup> cm <sup>-2</sup> ) | Q <sub>H<sub>2</sub>O</sub> (mol s <sup>-1</sup> ) |
|--------|---|--|
| Themis | < 6.2 × 10 <sup>-16</sup>                     | < 4.5 × 10 <sup>27</sup>                           |
| Ceres  | < 7.6 × 10 <sup>-15</sup>                     | < 4.6 × 10 <sup>28</sup>                           |

Table 3

**Upper Limits for Active Fractions**

| Model        | Themis                                    |                                |                        | Ceres                                     |                                |                        |
|--------------|---|--------------------------------|------------------------|---|--------------------------------|------------------------|
|              | Z (mol s <sup>-1</sup> cm <sup>-2</sup> ) | Active Area (km <sup>2</sup> ) | Active Fraction        | Z (mol s <sup>-1</sup> cm <sup>-2</sup> ) | Active Area (km <sup>2</sup> ) | Active Fraction        |
| Isothermal   | $9.66 \times 10^{18}$                     | < 466                          | < $3.7 \times 10^{-3}$ | $3.58 \times 10^{19}$                     | < 1284                         | < $4.6 \times 10^{-4}$ |
| Fast-Rotator | $2.18 \times 10^{19}$                     | < 206                          | < $1.6 \times 10^{-3}$ | $5.78 \times 10^{19}$                     | < 795                          | < $2.7 \times 10^{-4}$ |
| Slow-Rotator | $1.86 \times 10^{20}$                     | < 24                           | < $1.9 \times 10^{-4}$ | $2.62 \times 10^{20}$                     | < 175                          | < $6.2 \times 10^{-5}$ |
| Subsolar     | $1.12 \times 10^{21}$                     | < 4                            | < $3.2 \times 10^{-5}$ | $1.46 \times 10^{21}$                     | < 31                           | < $1.1 \times 10^{-5}$ |



## Figure Captions

Fig 1: Spectra of Themis (top) and Ceres (bottom) showing the spectral region of the [O I]6300 Å line. The expected position of the asteroidal emission is indicated by the vertical line. The telluric feature is clearly observed for Themis and extends beyond the vertical scale of the plot, but there is no definitive evidence for [O I]6300 emission from either Themis or Ceres.

Fig 2: Plot showing the active fraction of Themis as a function of Bond albedo of the surface water ice for different thermal models. As our measurement only provides an upper limit on the active fraction, the curves represent upper bounds to the true active fraction.

Fig. 3: Approximate detection limits for H<sub>2</sub>O using [O I]6300 emission for a 3.5 meter (i.e. APO) and a 10 meter (i.e. Keck) telescope as a function of magnitude. Limits become more sensitive for faint objects due to decreasing strength of the continuum. The curves flatten out when continuum is no longer detected. Our derived upper limits for Themis and Ceres are overplotted. Themis falls directly on the curve as the Themis observations were used as the basis for the calculation of the detection limits. Ceres is slightly above as our calculation does not account for the systematic scatter introduced when attempting to accurately subtract a strong continuum. Therefore for very bright targets similar in brightness to Ceres our estimated detection limits may be overly optimistic.

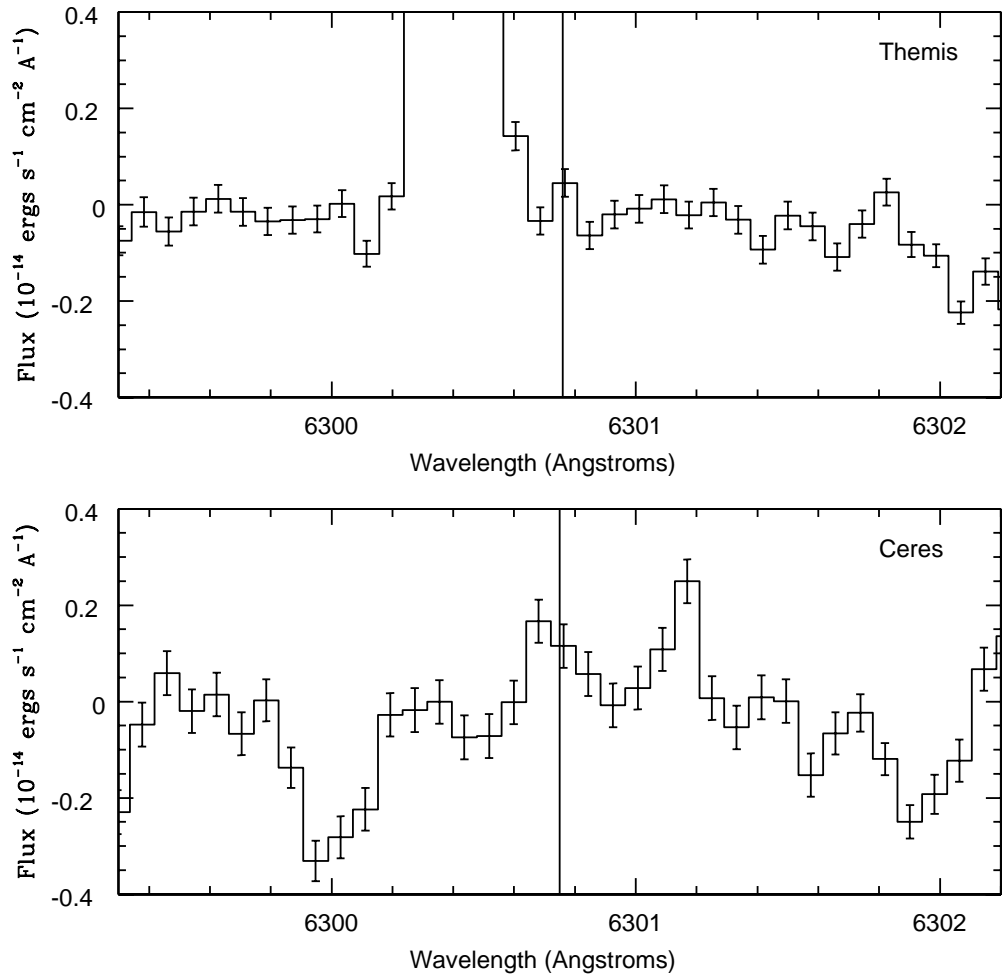


Fig. 1.

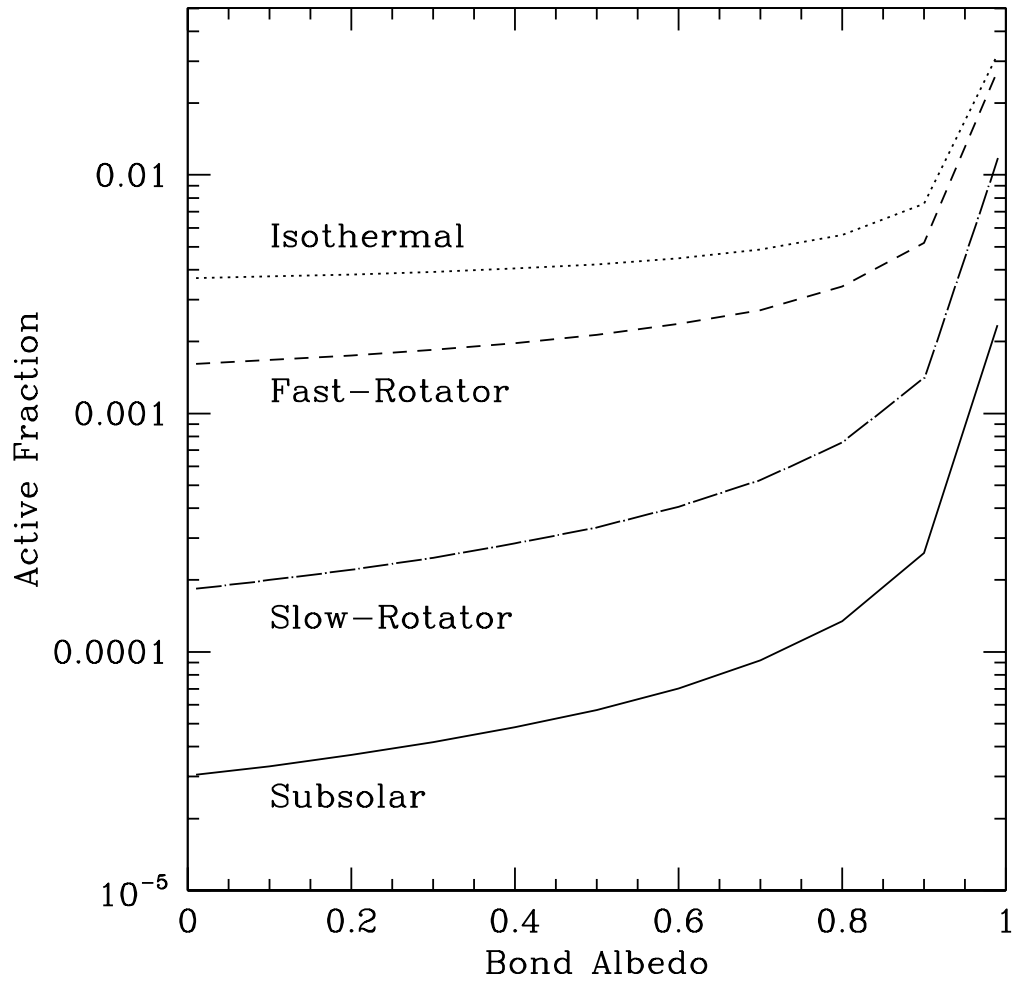


Fig. 2.

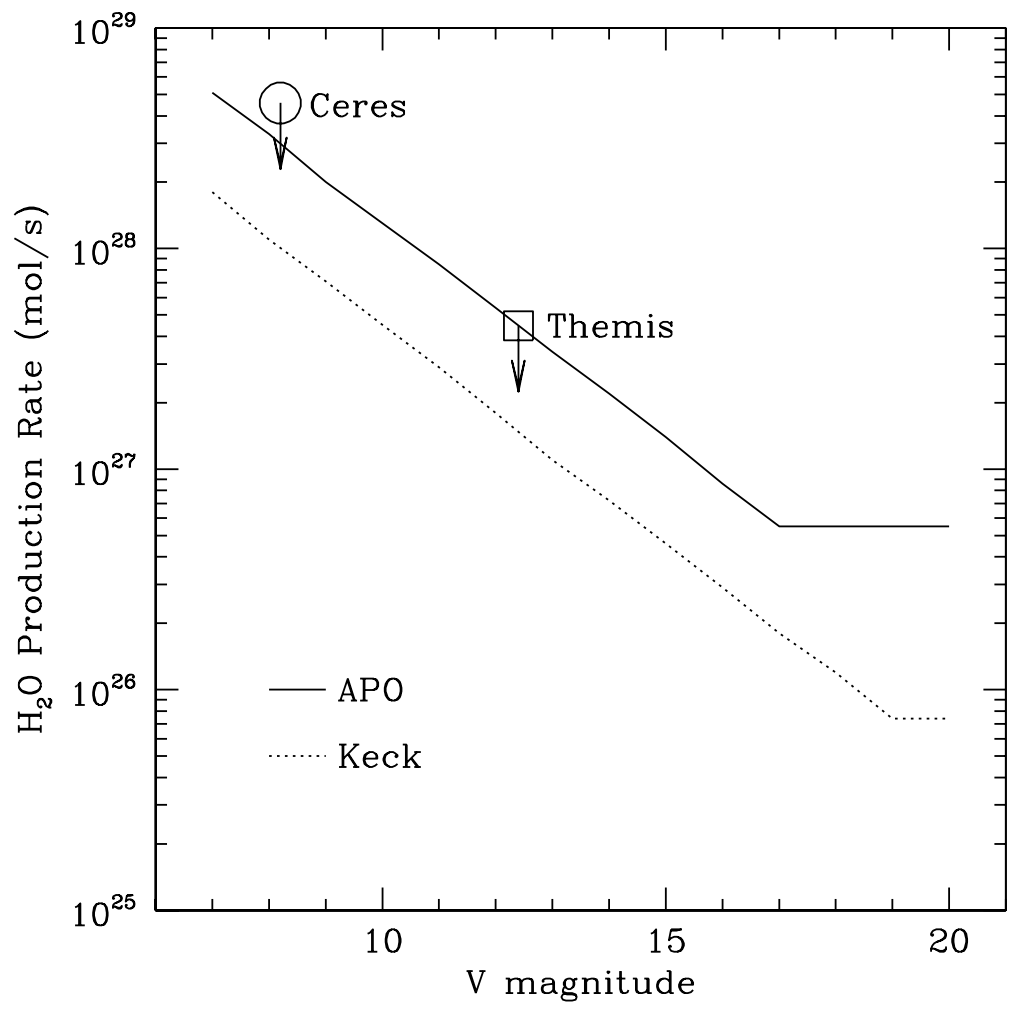


Fig. 3.