

# Image-embodied Knowledge Representation Learning

Ruobing Xie<sup>1</sup>, Zhiyuan Liu<sup>1\*</sup>, Tat-seng Chua<sup>2</sup>, Huanbo Luan<sup>1</sup>, Maosong Sun<sup>1</sup>

<sup>1</sup> Department of Computer Science and Technology,  
State Key Lab on Intelligent Technology and Systems,  
National Lab for Information Science and Technology, Tsinghua University, Beijing, China

<sup>2</sup> Department of Computer Science,  
School of Computing, National University of Singapore

## Abstract

Entity images provide significant visual information that helps the construction of knowledge representations. Most conventional methods learn knowledge representations solely from structured triples, ignoring rich visual information extracted from entity images. In this paper, we propose a novel Image-embodied Knowledge Representation Learning model, where knowledge representations are learned with both triples and images. More specifically, for each image of an entity, we construct image-based representations via a neural image encoder, and these representations with respect to multiple image instances are then integrated via an attention-based method. We evaluate our models on knowledge graph completion and triple classification. Experimental results demonstrate that our models outperform all baselines on both tasks, which indicates the significance of visual information for knowledge representations and the capability of our models in learning knowledge representations with images.

## 1 Introduction

Knowledge graphs (KGs), which provide huge amount of structured information for entities and relations, have been successfully utilized in various fields such as knowledge inference [Yang *et al.*, 2014] and question answering [Yin *et al.*, 2016]. A typical KG like Freebase or DBpedia usually models the multi-relational information with enormous triple facts represented as  $\{head\ entity, relation, tail\ entity\}$ , which is also abridged as  $\{h, r, t\}$ .

To model knowledge graphs, translation-based methods are proposed, which project both entities and relations into a continuous low-dimensional semantic space, with relations considered to be translating operations between head and tail entities [Bordes *et al.*, 2013]. These methods could leverage both effectiveness and efficiency in knowledge representation learning (KRL), and thus have attracted great attention in recent years. However, most conventional methods on KRL

only concentrate on the structured information in triple facts, regardless of rich external information located in images.

Fig. 1 demonstrates some examples of entity images. Each entity has multiple images which can provide significant visual information that intuitively describes the appearances and behaviours of this entity. To utilize the rich information in images, we propose the Image-embodied Knowledge Representation Learning (IKRL) model. More specifically, we first propose an image encoder which consists of a neural representation module and a projection module to generate the image-based representation for each image instance. Second, we construct the aggregated image-based entity representation jointly considering all image instances with an attention-based method. Finally, we jointly learn the knowledge representations with translation-based methods.

We evaluate the IKRL model on knowledge graph completion and triple classification. Experimental results demonstrate that our model achieves the state-of-the-art performances on both tasks, which confirms the capability of IKRL in encoding image information into knowledge representations.

## 2 Related Work

### 2.1 Translation-based Methods

Translation-based methods have achieved great success on knowledge representation learning in recent years. TransE [Bordes *et al.*, 2013] models both entities and relations into the same low-dimensional continuous vector space, with relations considered to be translating operations between head and tail entities. The basic assumption of TransE is that the embedding of tail entity  $t$  should be the neighbour of  $h + r$ . The energy function of TransE is defined as follows:

$$E(h, r, t) = \|h + r - t\|. \quad (1)$$

TransE is both effective and efficient, while the simple assumption may result in conflicts when modeling complicated entities and relations. To address this problem, TransH [Wang *et al.*, 2014b] proposes relation-specific hyperplanes for translations between entities. TransR [Lin *et al.*, 2015] models entities and relations in different vector spaces, projecting entities from entity space to relation spaces with relation-specific matrices. TransD [Ji *et al.*, 2015] further

\*Corresponding author: Z. Liu (liuzy@tsinghua.edu.cn)




Figure 1: Examples of entity images.

considers both diversities of entities and relations, using dynamic mapping matrix for the multiple representations of entities. However, these methods only concentrate on the structured information in KGs. We propose the IKRL model to consider images based on TransE, and our model can also be easily extended to other translation-based methods.

## 2.2 Multi-source information Learning

Multi-source information such as textual and visual information is significant for knowledge representation. To utilize rich textual information, [Wang *et al.*, 2014a] projects both entities and words into a joint vector space with alignment models. [Xie *et al.*, 2016] directly constructs entity representations from entity descriptions, which is capable of modeling new entities. As for visual information, multimodal representations based on words and images are widely used on various tasks like image-sentence ranking [Kiros *et al.*, 2014] and metaphor identification [Shutova *et al.*, 2016]. However, image information has not yet been used in knowledge representations. To the best of our knowledge, IKRL is the first method which explicitly encodes visual information from images into knowledge representations.

## 3 Methodology

We first introduce the notations used in this paper. Given a triple  $(h, r, t) \in T$ , it consists of two entities  $h, t \in E$  and a relation  $r \in R$ .  $T$  stands for the whole training set of triples,  $E$  represents the set of entities, and  $R$  represents the set of relations. Each entity and relation embedding takes value in  $\mathbb{R}^{d_s}$ .

To utilize entity image information, we propose two kinds of representations for each entity inspired by [Xie *et al.*, 2016]. We set  $\mathbf{h}_S, \mathbf{t}_S$  as the **structure-based representations** of head and tail entities, which are the distributed representations learned by conventional knowledge models. We also propose a novel kind of knowledge representations  $\mathbf{h}_I, \mathbf{t}_I$  as the **image-based representations**, which are constructed from the corresponding images of both entities.

### 3.1 Overall Architecture

We attempt to utilize structured knowledge information as well as visual information in the IKRL model. Following the framework of translation-based methods, we define the overall energy function as follows:

$$E(h, r, t) = E_{SS} + E_{SI} + E_{IS} + E_{II}. \quad (2)$$

The overall energy function is determined by the two kinds of entity representations jointly.  $E_{SS} = \|\mathbf{h}_S + \mathbf{r} - \mathbf{t}_S\|$  is

the same energy function as TransE which only depends on the structure-based representations.  $E_{II} = \|\mathbf{h}_I + \mathbf{r} - \mathbf{t}_I\|$  is the energy function in which both head and tail entities are image-based representations learned from their corresponding images. We also have  $E_{SI} = \|\mathbf{h}_S + \mathbf{r} - \mathbf{t}_I\|$  and  $E_{IS} = \|\mathbf{h}_I + \mathbf{r} - \mathbf{t}_S\|$  to assure that both structure-based representations and image-based representations are learned into the same vector space.

According to the energy function, the overall architecture of the IKRL model is demonstrated in Fig. 2. Each entity has multiple entity images providing significant visual information. First, we design a neural image encoder taking every entity image as inputs. The image encoder aims to extract informative features from images and construct the image representations in entity space. Second, for the combination of multiple image representations, we implement an instance-level attention-based learning method to automatically calculate the attention we should pay on different image instances for each entity. Finally, the aggregated image-based representations are learned jointly combined with the structure-based representations under the overall energy function.

### 3.2 Image Encoder

Images provide informative visual information that can intuitively describes the appearances and behaviours of entities, which are considered as the fundamental input data of the IKRL model. For each entity  $e_k$ , there are multiple image instances represented as  $I_k = \{img_1^{(k)}, img_2^{(k)}, \dots, img_n^{(k)}\}$ .

To effectively encode the image information into knowledge representations, we propose an image encoder which consists of an image representation module and an image projection module. The image representation module utilizes neural networks to extract discriminative features in images, and constructs image feature representations for each image. Next, the image projection module attempts to project those image feature representations from image space to entity space. Fig. 3 demonstrates the overall pipeline of the image encoder.

#### Image Representation Module

The image representation module aims at building the image feature representations. We utilize AlexNet, a deep neural network that contains five convolution layers, two fully-connected layers and a softmax layer, to extract image features [Krizhevsky *et al.*, 2012]. During preprocessing, all images are reshaped to  $224 \times 224$  from the center, corners and their horizontal reflections. Inspired by [Shutova *et al.*, 2016], we take the 4096-dimensional embeddings which are outputs

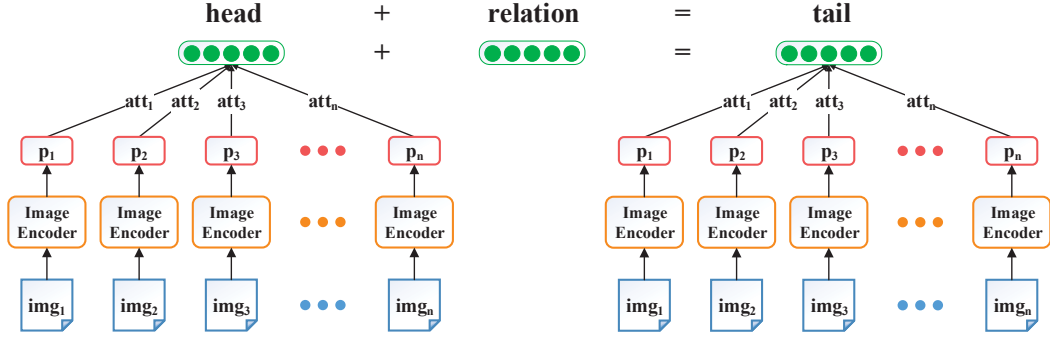


Figure 2: Overall architecture of the IKRL model.

of the second fully-connected layer (also called as fc7) as the image feature representations.

### Image Projection Module

After we get the compressed feature representations for each image, the next procedure is to build the bridges between images and entities via image projection module. Specifically, we transfer the image feature representations from image space to entity space with a shared projection matrix. The image-based representation  $\mathbf{p}_i$  in entity space for the  $i$ -th image is defined as:

$$\mathbf{p}_i = \mathbf{M} \cdot f(\text{img}_i), \quad (3)$$

in which  $\mathbf{M} \in \mathbb{R}^{d_i \times d_s}$  is the projection matrix,  $d_i$  represents the dimension of image features, while  $d_s$  represents the dimension of entities.  $f(\text{img}_i)$  stands for the  $i$ -th image feature representation in image space, which is constructed by the image representation module.

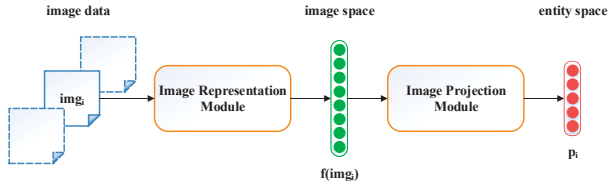


Figure 3: Image encoder.

### 3.3 Attention-based Multi-instance Learning

Image encoder takes images as inputs and then constructs image-based representations for each single image. However, most entities have more than one image from different aspects in various scenarios. It is essential but also challenging to determine which images are better to represent their corresponding entities. Simply summing up all image representations may suffer from either noises or information loss. Instead, to construct the aggregated image-based representation for each entity from multiple instances, we propose an attention-based multi-instance learning method.

Attention-based methods are confirmed to be intelligent to automatically select informative instances from multiple candidates. It has been widely utilized in various fields such as

image classification [Mnih *et al.*, 2014], machine translation [Bahdanau *et al.*, 2015] and abstractive sentence summarization [Rush *et al.*, 2015]. We jointly consider each image representation and its corresponding entity structure-based representation to generate the attention. For the  $i$ -th image representation  $\mathbf{p}_i^{(k)}$  of the  $k$ -th entity, the attention is defined as follows:

$$\text{att}(\mathbf{p}_i^{(k)}, \mathbf{e}_S^{(k)}) = \frac{\exp(\mathbf{p}_i^{(k)} \cdot \mathbf{e}_S^{(k)})}{\sum_{j=1}^n \exp(\mathbf{p}_j^{(k)} \cdot \mathbf{e}_S^{(k)}), \quad (4)$$

where  $\mathbf{e}_S^{(k)}$  represents the structure-based representation of the  $k$ -th entity. High attention indicates that its corresponding image representation is similar to the structure-based representation, and thus should be more considered when constructing the aggregated image-based representation. Hence we define the aggregated image-based representation for the  $k$ -th entity as follows:

$$\mathbf{e}_I^{(k)} = \sum_{i=1}^n \frac{\text{att}(\mathbf{p}_i^{(k)}, \mathbf{e}_S^{(k)}) \cdot \mathbf{p}_i^{(k)}}{\sum_{j=1}^n \text{att}(\mathbf{p}_j^{(k)}, \mathbf{e}_S^{(k)}), \quad (5)$$

Besides the attention-based method, we also implement two alternative combination methods for further comparisons. AVG is a simple combination method that takes the mean of all image embeddings, making every image have equal contributions to the final image-based representation. MAX is a simplified version based on attention, which only considers the image representations with the largest attention.

### 3.4 Objective Formalization

We utilize a margin-based score function as our training objective, which is defined as follows:

$$L = \sum_{(h,r,t) \in T} \sum_{(h',r',t') \in T'} \max(\gamma + E(h, r, t) - E(h', r', t'), 0), \quad (6)$$

where  $\gamma$  is a margin hyperparameter.  $E(h, r, t)$  is the overall energy function stated above, in which both head and tail entities have two kinds of representations including structure-based representations and image-based representations.  $T'$

stands for the negative sample set of  $T$ , which we define as follows:

$$T' = \{(h', r, t) | h' \in E\} \cup \{(h, r, t') | t' \in E\} \cup \{(h, r', t) | r' \in R\}, \quad (h, r, t) \in T, \quad (7)$$

which means one of the entities or relation of a triple has been randomly replaced by another one.

### 3.5 Optimization and Implementation Details

The IKRL model can be formalized as a parameter set  $\theta = (\mathbf{E}, \mathbf{R}, \mathbf{W}, \mathbf{M})$ , in which  $\mathbf{E}$  stands for the structure-based embedding set of entities,  $\mathbf{R}$  stands for the embedding set of relations.  $\mathbf{W}$  represents the weights of the neural networks used in image representation module, while  $\mathbf{M}$  represents the projection matrix used in image projection module.

We utilize mini-batch stochastic gradient descent (SGD) to optimize our model, with chain rule applied to update the parameters.  $\mathbf{M}$  is initialized randomly, while  $\mathbf{E}$  and  $\mathbf{R}$  could be either initialized randomly or be pre-trained by previous translation-based methods. As for the image representation module, we utilize a deep learning framework Caffe [Jia *et al.*, 2014] to implement AlexNet, which is pre-trained on ILSVRC 2012 with a minor variation from the version described in [Krizhevsky *et al.*, 2012]. The weights of AlexNet  $\mathbf{W}$  are pre-trained and fixed during training. For the consideration of efficiency, we use GPU to accelerate the neural networks, and also employ a multi-thread version for training.

## 4 Experiments

### 4.1 Dataset

In this paper, we propose a new dataset of knowledge graph combined with images named WN9-IMG for evaluation tasks including knowledge graph completion and triple classification. WN9-IMG is a sub-graph of WN18 utilized in [Bordes *et al.*, 2014], which is originally extracted from WordNet [Miller, 1995]. For the consideration of image quality, we provide 63,225 images extracted from ImageNet, which is a huge image database containing over 21,000 synsets organized according to the WordNet hierarchy [Deng *et al.*, 2009]. We select the triples whose both entities have images, and split them into train, validation and test set. The statistics of WN9-IMG are listed in Table 1.

Table 1: Statistics of the dataset

Dataset	#Rel	#Ent	#Train	#Valid	#Test
WN9-IMG	9	6,555	11,741	1,337	1,319

### 4.2 Experiment Settings

We train the IKRL model via mini-batch SGD, with the batch size  $B$  set among  $\{7, 14, 28\}$ , and the margin  $\gamma$  set among  $\{0.5, 1.0, 2.0\}$ . The learning rate  $\lambda$  could be either empirically fixed among  $\{0.0002, 0.0005, 0.001\}$ , or designed following a flexible adaptive strategy that descends through iterations. The optimal configurations of the IKRL model are:  $B = 7$ ,  $\gamma = 1.0$ , with the learning rate defined adopting

a linear-declined strategy in which  $\lambda$  ranges from 0.001 to 0.0002. For the image number  $n$  for each entity is up to 10. We also set the dimension of image feature embeddings  $d_i = 4096$ , and the dimension of entity and relation embeddings  $d_s = 50$ .

We implement TransE [Bordes *et al.*, 2013] and TransR [Lin *et al.*, 2015] as our baselines, with the same experimental settings reported in their papers. For fair comparisons, the dimensions of entities and relations in all baselines are also set to be 50.

### 4.3 Knowledge Graph Completion

#### Evaluation Protocol

Knowledge graph completion aims to complete a triple  $(h, r, t)$  when one of  $h, r, t$  is missing. This task has been widely used to evaluate the quality of knowledge representations [Bordes *et al.*, 2012; Bordes *et al.*, 2013]. The prediction is determined via the dissimilarity function  $\|\mathbf{h} + \mathbf{r} - \mathbf{t}\|$ . Since the IKRL model has two kinds of representations, we will report three prediction results based on our models: IKRL (SBR) only utilizes structure-based representations for all entities when predicting the missing ones, while IKRL (IBR) only utilizes image-based representations to predict. IKRL (UNION) is a simple joint method considering the weighted concatenation of both entity representations.

Following the same settings in [Bordes *et al.*, 2013], we consider two measures as our evaluation metrics in entity prediction: (1) mean rank of correct entities (Mean Rank); (2) proportion of correct entity results ranked in top 10 (Hits@10). We also follow the two evaluation settings named ‘‘Raw’’ and ‘‘Filter’’ used in [Bordes *et al.*, 2013]. In this section, we first demonstrate the results of entity prediction, and then implement another experiment for further discussions on the power of attention.

Table 2: Evaluation results on entity prediction

Metric	Mean Rank		Hits@10(%)	
	Raw	Filter	Raw	Filter
TransE	143	137	79.9	91.2
TransR	147	140	80.1	91.7
IKRL (SBR)	41	34	<b>81.1</b>	92.9
IKRL (IBR)	29	22	80.2	93.3
IKRL (UNION)	<b>28</b>	<b>21</b>	80.9	<b>93.8</b>

#### Entity Prediction

The results of entity prediction are demonstrated in Table 2. From the results we can observe that: (1) all IKRL models outperform all baselines on both evaluation metrics of Mean Rank and Hits@10, among which IKRL (UNION) achieves the best performance. It indicates that the visual information of images has been successfully encoded into entity representations, which is of great significance when constructing knowledge representations. (2) Both IKRL (SBR) and IKRL (IBR) have better performances compared to the baselines, which indicates that visual information could not only instruct the construction of image-based representations, but

Table 3: Evaluation results on different combination strategies

Type	Image-based representation				Structure-based representation			
Metric	Mean Rank		Hits@10(%)		Mean Rank		Hits@10(%)	
	Raw	Filter	Raw	Filter	Raw	Filter	Raw	Filter
IKRL (MAX)	59	52	79.8	92.1	62	55	81.0	92.3
IKRL (AVG)	<b>29</b>	<b>22</b>	79.3	92.9	43	36	80.7	92.8
IKRL (ATT)	<b>29</b>	<b>22</b>	<b>80.2</b>	<b>93.3</b>	<b>41</b>	<b>34</b>	<b>81.1</b>	<b>92.9</b>

also improve the performances of structure-based representations. (3) The IKRL models significantly and consistently outperform baselines on Mean Rank. It is because that Mean Rank depends on the overall quality of knowledge representations, and thus is sensitive with the wrong-predicted results. Previous translation-based methods like TransE only consider the structured information in triples, which may fail to predict the relationships if the corresponding information is missing. However, the image information utilized in IKRL can provide supplementary information. Therefore, the results of IKRL are much better than baselines on Mean Rank.

#### Further Discussion on Attention

To further demonstrate the power of attention-based method, we implement three combination strategies to jointly consider multiple image instances. IKRL (ATT) represents the basic model with attention when constructing the aggregated image-based representations, while IKRL (MAX) represents the combination strategy that only considers the image instance which has the largest attention, and IKRL (AVG) represents the strategy that takes the average embeddings of all image instances to represent an entity. The evaluation results on entity prediction with both image-based representations and structure-based representations are shown in Table 3.

From Table 3 we observe that: (1) all IKRL models still outperform baselines on Mean Rank and Hits@10 no matter what the combination strategy is. It confirms the improvements introduced by images, for the visual information has been successfully encoded into knowledge representations. (2) The IKRL (ATT) model achieves the best performance among all three combination strategies, which implies that the attention-based method is capable of automatically selecting more informative image instances to represent entities. (3) The IKRL (AVG) model performs better than the IKRL (MAX) model, which indicates that only considering images with the largest attention will lose important information located in other instances. (4) It seems that the IKRL (ATT) model has slight advantages over the IKRL (AVG) model. The reason is that the qualities of images we extract from ImageNet are very high, which may narrow the gap between attention-based and average-based methods. For further analysis, we will give some examples with attention in case study, which could successfully distinguish the relatively better and worse images from all candidates.

## 4.4 Triple Classification

### Evaluation Protocol

Triple classification aims to predict whether a triple fact  $(h, r, t)$  is correct or not according to the dissimilarity func-

tion [Socher *et al.*, 2013]. It can be viewed as a binary classification task on triples. Since WN9-IMG has no explicit negative instances, we generate the negative instances by randomly replacing head or tail entities with another entity following the same protocol utilized in [Socher *et al.*, 2013]. We also assure that the number of positive triples is equal to that of negative triples.

In classification, we set different relation-specific thresholds  $\delta_r$  for each relation, which are optimized by maximizing the classification accuracies on the validation set with their corresponding relations. For a triple to be classified, if its dissimilarity function  $\|\mathbf{h} + \mathbf{r} - \mathbf{t}\|$  is over  $\delta_r$ , it will be predicted to be negative, and otherwise to be positive. To better demonstrate the advantages in IKRL models, only image-based representations are utilized when calculating the dissimilarity function for each triple.

### Experimental Results

From Table 4 we can observe that: (1) all IKRL models outperform both baselines, which demonstrates the effectiveness and robustness of our models that combine structured information in triples with visual information in images. Note that IKRL is based on the framework of TransE but still performs better even when compared with the enhanced TransR model, which confirms the improvements introduced by images. (2) The IKRL (ATT) model achieves the best performance compared to other combination strategies. It indicates that the attention-based method can jointly take multiple instances into consideration and smartly choose more informative images from all candidates.

Table 4: Evaluation results on triple classification

Methods	Accuracy(%)
TransE	95.0
TransR	95.3
IKRL (MAX)	96.3
IKRL (AVG)	96.6
IKRL (ATT)	<b>96.9</b>

## 4.5 Case study

In this section, we will give two cases with analysis. The first is to introduce the semantic regularities of images, and the second is to demonstrate the capability of attention. For better demonstrations, the images shown in case study may be chopped while the main objects are included.




Figure 4: Examples of semantic regularities on images.



Figure 5: Examples of images with different attention.

### Semantic Regularities of Images

[Mikolov *et al.*, 2013] shows that word representations have some interesting semantic regularities such as  $v(\text{king}) - v(\text{man}) \approx v(\text{queen}) - v(\text{woman})$ , and the similar regularities have also been found on visual-semantic embeddings [Kiros *et al.*, 2014]. We explore these semantic regularities on images that are demonstrated in Fig. 4. Differing from previous work, the subtraction results of two images are more concrete and meaningful, for they are considered to be the corresponding relation embeddings.

### Capability of Attention

Fig. 5 demonstrates some pairs of image instances with different attention, aiming to confirm the capability of attention in selecting more informative images from multiple instances. In the first example of *portable computer*, the attention-based method successfully detects the low-quality instance which is actually a phone by assigning low attention. For *golf game*, the image with low attention only shows an overview of the lawn without any person or detailed sporting goods, and thus is less considered in combination. As for *watering pot*, the

low-attention image concentrates on the spout of a watering pot, which will be confusing to represent the whole entity. With the help of attention, we can automatically learn knowledge representations from better images, alleviating the noises in multiple instances.

## 5 Conclusion and Future Work

In this paper, we propose the IKRL models learning knowledge representations with images. We utilize neural networks and a projection module to model each image, and then construct the aggregated image-based representations by combining multiple image instances based on attention. Experimental results confirm that our models are capable of encoding image information into knowledge representations.

We will explore the following research directions in future: (1) the quality of image representations is essential. We will utilize more sophisticated models to extract better image features, and further explore the performances in some specific domains. (2) The current IKRL models are based on TransE. We will explore the effectiveness of our models when



extended to other enhanced translation-based methods.

## References

- [Bahdanau *et al.*, 2015] Dzmitry Bahdanau, Kyunghyun Cho, and Yoshua Bengio. Neural machine translation by jointly learning to align and translate. In *Proceedings of ICLR*, 2015.
- [Bordes *et al.*, 2012] Antoine Bordes, Xavier Glorot, Jason Weston, and Yoshua Bengio. Joint learning of words and meaning representations for open-text semantic parsing. In *Proceedings of AISTATS*, pages 127–135, 2012.
- [Bordes *et al.*, 2013] Antoine Bordes, Nicolas Usunier, Alberto Garcia-Duran, Jason Weston, and Oksana Yakhnenko. Translating embeddings for modeling multi-relational data. In *Proceedings of NIPS*, pages 2787–2795, 2013.
- [Bordes *et al.*, 2014] Antoine Bordes, Xavier Glorot, Jason Weston, and Yoshua Bengio. A semantic matching energy function for learning with multi-relational data. *Machine Learning*, 94(2):233–259, 2014.
- [Deng *et al.*, 2009] Jia Deng, Wei Dong, Richard Socher, Li-Jia Li, Kai Li, and Li Fei-Fei. Imagenet: A large-scale hierarchical image database. In *Proceedings of CVPR*, pages 248–255, 2009.
- [Ji *et al.*, 2015] Guoliang Ji, Shizhu He, Liheng Xu, Kang Liu, and Jun Zhao. Knowledge graph embedding via dynamic mapping matrix. In *Proceedings of ACL*, pages 687–696, 2015.
- [Jia *et al.*, 2014] Yangqing Jia, Evan Shelhamer, Jeff Donahue, Sergey Karayev, Jonathan Long, Ross Girshick, Sergio Guadarrama, and Trevor Darrell. Caffe: Convolutional architecture for fast feature embedding. In *Proceedings of ACM MM*, pages 675–678, 2014.
- [Kiros *et al.*, 2014] Ryan Kiros, Ruslan Salakhutdinov, and Richard S Zemel. Unifying visual-semantic embeddings with multimodal neural language models. In *Proceedings of NIPS*, 2014.
- [Krizhevsky *et al.*, 2012] Alex Krizhevsky, Ilya Sutskever, and Geoffrey E Hinton. Imagenet classification with deep convolutional neural networks. In *Proceedings of NIPS*, pages 1097–1105, 2012.
- [Lin *et al.*, 2015] Yankai Lin, Zhiyuan Liu, Maosong Sun, Yang Liu, and Xuan Zhu. Learning entity and relation embeddings for knowledge graph completion. In *Proceedings of AAAI*, 2015.
- [Mikolov *et al.*, 2013] Tomas Mikolov, Wen-tau Yih, and Geoffrey Zweig. Linguistic regularities in continuous space word representations. In *Proceedings of HLT-NAACL*, 2013.
- [Miller, 1995] George A Miller. Wordnet: a lexical database for english. *Communications of the ACM*, 1995.
- [Mnih *et al.*, 2014] Volodymyr Mnih, Nicolas Heess, Alex Graves, et al. Recurrent models of visual attention. In *Proceedings of NIPS*, pages 2204–2212, 2014.
- [Rush *et al.*, 2015] Alexander M Rush, Sumit Chopra, and Jason Weston. A neural attention model for abstractive sentence summarization. In *Proceedings of EMNLP*, 2015.
- [Shutova *et al.*, 2016] Ekaterina Shutova, Douwe Kiela, and Jean Maillard. Black holes and white rabbits: Metaphor identification with visual features. In *Proceedings of NAACL*, 2016.
- [Socher *et al.*, 2013] Richard Socher, Danqi Chen, Christopher D Manning, and Andrew Ng. Reasoning with neural tensor networks for knowledge base completion. In *Proceedings of NIPS*, pages 926–934, 2013.
- [Wang *et al.*, 2014a] Zhen Wang, Jianwen Zhang, Jianlin Feng, and Zheng Chen. Knowledge graph and text jointly embedding. In *Proceedings of EMNLP*, pages 1591–1601, 2014.
- [Wang *et al.*, 2014b] Zhen Wang, Jianwen Zhang, Jianlin Feng, and Zheng Chen. Knowledge graph embedding by translating on hyperplanes. In *Proceedings of AAAI*, pages 1112–1119, 2014.
- [Xie *et al.*, 2016] Ruobing Xie, Zhiyuan Liu, Jia Jia, Huanbo Luan, and Maosong Sun. Representation learning of knowledge graphs with entity descriptions. In *Proceedings of AAAI*, 2016.
- [Yang *et al.*, 2014] Bishan Yang, Wen-tau Yih, Xiaodong He, Jianfeng Gao, and Li Deng. Embedding entities and relations for learning and inference in knowledge bases. In *Proceedings of ICLR*, 2014.
- [Yin *et al.*, 2016] Jun Yin, Xin Jiang, Zhengdong Lu, Lifeng Shang, Hang Li, and Xiaoming Li. Neural generative question answering. In *Proceedings of IJCAI*, 2016.