

Constraints on small-field axion inflation

Tatsuo Kobayashi,^{1,*} Akane Oikawa,^{2,†} Naoya Omoto,^{1,‡}
Hajime Otsuka,^{2,§} and Ikumi Saga^{1,¶}

¹*Department of Physics, Waseda University, Tokyo 169-8555, Japan*

²*Department of Physics, Hokkaido University, Sapporo 060-0810, Japan*

Abstract

We study general class of small-field axion inflations which are the mixture of polynomial and sinusoidal functions suggested by the natural and axion monodromy inflations. The axion decay constants leading to the successful axion inflations are severely constrained in order not to spoil the Big-Bang nucleosynthesis and overproduce the isocurvature perturbation originating from the QCD axion. We in turn find that the cosmologically favorable axion decay constants are typically of order the grand unification scale or the string scale which is consistent with the prediction of closed string axions.

*E-mail address: kobayashi@particle.sci.hokudai.ac.jp

†E-mail address: a.oikawa@aoni.waseda.jp

‡E-mail address: omoto@particle.sci.hokudai.ac.jp

§E-mail address: h.otsuka@aoni.waseda.jp

¶E-mail address: i-saga@particle.sci.hokudai.ac.jp

1 Introduction

An axion is an attractive candidate for the inflation scenario in addition to other phenomenologically favorable scenarios such as a solution of strong CP problem and the candidate of dark matter in our Universe. Furthermore, string theory predicts a lot of axion particles in the low-energy effective theory through the compactification of extra-dimensional space. When the axion is associated with the higher-dimensional form fields, the form of axion potential is protected by the higher-dimensional gauge symmetries apart from other matter fields. The axion potential is then generated by the spontaneous or explicit breaking of axionic shift symmetry originating from the higher-dimensional one. The higher dimensional operators in axion potential are still controlled and the cosmological observables induced by the axion inflation are predictable.

To construct the inflationary favorable axion potential, the axion decay constant is required to be enough large to obtain the flat direction in the axion potential, in particular trans-Planckian decay constant for the natural inflation [1]. However, in string theory, the decay constant of closed string axion is typically around the string scale or grand unification scale 10^{16} GeV [2, 3, 4]. When the axion decay constant is of order the Planck scale, the axion inflation generically predicts $\mathcal{O}(1)$ tensor-to-scalar ratio as can be seen in the Lyth bound [5], which argues that the tensor-to-scalar ratio r is closely related to the inflaton field range, $\Delta\phi$, during the inflation. Under the assumption that variation of r is negligible over the period $\Delta\phi$, the approximate relation is obtained as [5],

$$\frac{\Delta\phi}{M_{\text{Pl}}} \simeq \mathcal{O}(1) \times \left(\frac{r}{0.01} \right)^{1/2}. \quad (1)$$

This indicates that if $\Delta\phi < M_{\text{Pl}}$, $r \lesssim 0.01$ is obtained and we call this class of inflation model as small-field inflation throughout this paper. Although the large-field axion inflations ($r \gtrsim 0.01$) are consistent with the recent Planck data [6, 7], the weak gravity conjecture [8] suggests us that the higher-order instanton effects give a sizable effect for the axion potential with trans-Planckian axion decay constant and these would generically violate the slow-roll axion inflation.

In this respect, we consider the axion inflations with the decay constant below Planck scale or string scale, which are favorable from the aspects of weak gravity conjecture. The flat direction required in the inflation can be realized by choosing the proper parameters in the axion potential. Since the obtained inflaton potential is categorized into the class of small-field axion inflation, it predicts the small amount of gravitational wave and low inflation scale in comparison with the prediction of large-field axion inflation. Such a low-scale inflation is also influential to the isocurvature perturbation originating from the QCD axion. When all the dark matter is dominated by the QCD axion, the current Planck result constrains the Hubble scale during the inflation H_{inf} [6],

$$H_{\text{inf}} < 0.87 \times 10^7 \text{ GeV} \left(\frac{f_{\text{QCD}}}{10^{11} \text{ GeV}} \right)^{0.408}, \quad (2)$$

where f_{QCD} is the decay constant of QCD axion. It is then possible to avoid the isocurvature constraint by the low-scale inflation, although the upper bound of f_{QCD} depends on the initial misalignment angle of axion and dilution mechanism after the inflation [9, 10, 11].

Recently, some of the authors conjectured that, in a certain class of small-field axion inflation derived from type IIB superstring theory [12],¹ the tensor-to-scalar ratio r correlates with the axion decay constant f as follows [13]:

$$r \sim 10^{-6} f^{2q},$$

where the fractional number q depends on the model. In the example of Refs. [12, 13], we obtain $q = 2$. This behavior originates from sinusoidal functions in the axion inflation potential. The above relation could also predict the magnitude of the inflation potential and the inflaton mass by f . In general, superstring theory leads to the axion potential with one or more sinusoidal terms induced by several non-perturbative terms. Thus, it is important to extend the previous analysis to other axion inflation scenarios. In this paper, we further study such dependence of axion decay constant for not only cosmological observables, but also the reheating temperature and dark matter abundance for the general class of small-field axion inflations, which are the mixture of polynomial and sinusoidal functions suggested in the axion monodromy inflation [14, 15, 16] and general form of sinusoidal functions suggested in the natural and multi-natural inflations [1, 17, 18, 19].² We constrain the axion decay constant realizing the small-field axion inflations by the isocurvature perturbation originating from the QCD axion, successful Big-Bang nucleosynthesis (BBN) and dark matter abundance. As will be shown, it is quite interesting that the allowed range of axion decay constant corresponds to the typical decay constant region realized in superstring theory, when our axion is the closed string axion [2, 3, 4].

In the remaining of this paper, we first discuss the conditions leading to the general class of small-field axion inflations and analytical form of cosmological observables as a function of the decay constant in Sec. 2. In Sec. 3, we derive the constraints for the axion decay constants from the reheating process and dark matter abundance. We summarize our conclusion in Sec. 4.

2 Small-field axion inflation

In this section, we consider the small-field axion inflations with an emphasis on the multi-natural inflation in Sec. 2.1, and axion monodromy inflation with sinusoidal functions in Sec. 2.2. The current Planck results constrain the power spectrum of curvature perturbation P_ξ , its spectral index n_s and tensor-to-scalar ratio r [6, 7], written in terms of the slow-roll parameters $\epsilon = \frac{1}{2} \left(\frac{V_\phi}{V} \right)^2$ and $\eta = \frac{V_{\phi\phi}}{V}$ with $V_\phi = \partial_\phi V$ ($V_{\phi\phi} = \partial_\phi \partial_\phi V$) being the first (second) derivative of

¹ The model in Ref. [12] can lead to both small-field and large-field inflations.

²The scalar potential including modular functions in superstring theory can effectively lead to such a multi-natural inflation [20].

inflaton potential $V(\phi)$ ³,

$$\begin{aligned} P_\xi &= \frac{V}{24\pi^2\epsilon} = 2.20 \pm 0.10 \times 10^{-9}, \\ n_s &= 1 + 2\eta - 6\epsilon = 0.9655 \pm 0.0062, \\ r &= 16\epsilon < 0.12. \end{aligned} \tag{3}$$

We derive the constraints for the parameters in the axion potentials leading to the successful small-field axion inflation.

2.1 Multi-natural inflation

First of all, we proceed to study the extended natural inflation so-called multi-natural inflation [18, 19], in which the general form of inflaton potential is given by

$$V(\phi) = \sum_{m=1}^M A_m \cos\left(\frac{\phi}{f_m} + \theta_m\right) + V_0. \tag{4}$$

Here, ϕ is canonically normalized axion with the decay constants f_m with $m = 1, 2, \dots, M$, θ_m denotes the phase of sinusoidal functions, A_m are the real positive constants, and V_0 is the real constant to achieve the tiny cosmological constant. M depends on the number of hidden gauge sectors which non-perturbatively generate the potential of axion inflaton.

Let us demonstrate the small-field axion inflation by the small axion decay constants f_m with $m = 1, 2, \dots, M$, where sufficiently large number of e -folding is achieved under the flat direction in the axion potential. To achieve such a situation, the first derivative of potential in Eq. (4)

$$V_\phi = - \sum_{m=1}^M \frac{A_m}{f_m} \sin\left(\frac{\phi}{f_m} + \theta_m\right), \tag{5}$$

is required to be smaller than its potential during the inflation, i.e., $|V_\phi| \ll |V|$. It can be realized with the region satisfying

$$\sin(\phi/f_m + \theta_m) \sim \cos(\phi/f_m + \theta_m) \sim \mathcal{O}(1), \tag{6}$$

with these proper signs and the correlated parameters in the scalar potential,

$$\frac{A_m}{f_m} \sim \frac{A_n}{f_n}, \tag{7}$$

for any $m, n = 1, 2, \dots, M$.

Since the slow-roll inflation is realized under $|V_\phi| \simeq 0$ and $|V_{\phi\phi}| \simeq 0$ during the inflation, the second derivative of the potential can be estimated by employing the inflaton variation $\Delta\phi$,

$$V_{\phi\phi} \sim V_{\phi\phi\phi} \Delta\phi \sim \left(- \sum_{m=1}^M \frac{A_m}{f_m^3} \sin\left(\frac{\phi}{f_m} + \theta_m\right) \right) \Delta\phi. \tag{8}$$

³Here and in what follows, we use the reduced Planck unit $M_{\text{Pl}} = 2.4 \times 10^{18} \text{ GeV} = 1$ unless otherwise specified.

Here, we assume that all f_m^{-3} can be dominated in the third derivative $V_{\phi\phi\phi}$. With the help of Eqs. (6) and (7), the slow-roll parameter is obtained as

$$\eta \sim \frac{\sum_{m=1}^M \frac{A_m}{f_m^3}}{\sum_{n=1}^M A_n} \Delta\phi \sim \left(\frac{\sum_m \frac{1}{f_m^2}}{\sum_n f_n} \right) \Delta\phi, \quad (9)$$

where $V \sim \sum_m A_m$ is employed. Since we concentrate on the parameter space leading to the small-field inflation, the slow-roll parameter ϵ is expected to be much smaller than unity. It is confirmed later by checking the value of the tensor-to-scalar ratio $r = 16\epsilon$. Thus, slow-roll parameter $|\eta|$ is chosen as 10^{-2} to reproduce the observed spectral index $n_s \simeq 0.96$ reported by Planck.

By fixing $|\eta| \simeq 10^{-2}$, the tensor-to-scalar ratio is estimated by using the Lyth bound Eq. (1),

$$r \sim 10^{-2} \times (\Delta\phi)^2 \sim 10^{-6} \times \left(\frac{\sum_m \frac{1}{f_m^2}}{\sum_n f_n} \right)^{-2} \times \left(\frac{\eta}{0.01} \right)^2. \quad (10)$$

Furthermore, we can estimate the energy scale of scalar potential during the inflation V_{inf} as functions of axion decay constants from Eqs. (3) and (10),

$$V_{\text{inf}}^{1/4} \sim 4 \times 10^{-4} \times \left(\frac{\sum_m f_m}{\sum_n \frac{1}{f_n^2}} \right)^{1/2}, \quad (11)$$

and consequently the Hubble parameter $H_{\text{inf}} = (V_{\text{inf}}/3)^{1/2}$ becomes

$$H_{\text{inf}} \sim 10^{-7} \times \left(\frac{\sum_m f_m}{\sum_n \frac{1}{f_n^2}} \right). \quad (12)$$

Finally, we estimate the inflaton mass m_ϕ^2 as a function of decay constant. For small f_m , the dominant term of second derivative, $V_{\phi\phi}$, at $\phi = 0$ is evaluated by using Eq. (6), $V_{\phi\phi} \sim \sum_m \frac{A_m}{f_m^2}$ and hereafter the inflaton mass is estimated as

$$m_\phi^2 = V_{\phi\phi} \sim \sum_m \frac{A_m}{f_m^2} \sim \frac{\sum_m \frac{A_m}{f_m^2}}{\sum_n A_n} V_{\text{inf}} \sim \left(\frac{\sum_m \frac{1}{f_m^2}}{\sum_n f_n} \right) V_{\text{inf}} \sim 3 \times 10^{-14} \left(\frac{\sum_m \frac{1}{f_m^2}}{\sum_n f_n} \right) \left(\frac{\sum_n f_n}{\sum_m \frac{1}{f_m^2}} \right)^2. \quad (13)$$

Let us summarize the result for two nonvanishing sinusoidal functions in Eq. (4). For $f_1 \sim f_2 \sim f \ll 1$, the obtained physical quantities have the following decay constant dependence

$$\begin{aligned} r &\sim 10^{-6} \times f^6, & V_{\text{inf}}^{1/4} &\sim 4 \times 10^{-4} \times f^{3/2}, \\ H_{\text{inf}} &\sim 10^{-7} \times f^3, & m_\phi^2 &\sim 3 \times 10^{-14} \times f^4. \end{aligned} \quad (14)$$

For another case $f_1 \gg f_2$, they are written as

$$\begin{aligned} r &\sim 10^{-6} \times (f_1 f_2^2)^2, & V_{\text{inf}}^{1/4} &\sim 4 \times 10^{-4} \times (f_1 f_2^2)^{1/2}, \\ H_{\text{inf}} &\sim 10^{-7} \times (f_1 f_2^2), & m_\phi^2 &\sim 3 \times 10^{-14} \times (f_1 f_2^3). \end{aligned} \quad (15)$$

Following this line of thoughts, we show the numerical analysis for specific axion potentials. For the illustrative purpose, we consider the axion potential with two sinusoidal functions⁴,

$$V(\phi) = A_1 \left(1 - \cos \left(\frac{\phi}{f_1} \right) \right) + A_2 \left(1 - \cos \left(\frac{\phi}{f_2} \right) \right), \quad (16)$$

which is achieved under $\theta_1 = \theta_2 = -\pi$ and $V_0 \simeq A_1 + A_2$ in Eq. (4). For an illustrating example, we set the decay constants, $f_1 = 0.1$ and $f_2 = 0.01$. Fig. 1 shows the inflaton potential and the trajectory of inflaton as a function of cosmic time t , where the parameters are set as $A_1/A_2 = 22.474579785926$ and $A_2 = 6.47 \times 10^{-25}$. By solving the equation of motion for the inflaton field, we numerically obtain the cosmological observables as shown in Tab. 1. It is found that the analytical forms of physical quantities derived in Eqs. (10)-(13)

$$\begin{aligned} r &\sim 10^{-6} \times \left(\frac{f_1 + f_2}{\frac{1}{f_1^2} + \frac{1}{f_2^2}} \right)^2 \sim 10^{-6} \times (f_1 f_2^2)^2 \sim 10^{-16}, \\ V_{\text{inf}}^{1/4} &\sim 4 \times 10^{-4} \times \left(\frac{f_1 + f_2}{\frac{1}{f_1^2} + \frac{1}{f_2^2}} \right)^{1/2} \sim 4 \times 10^{-4} \times (f_1 f_2^2)^{1/2} \sim 10^{-6}, \\ H_{\text{inf}} &\sim 10^{-7} \times \left(\frac{f_1 + f_2}{\frac{1}{f_1^2} + \frac{1}{f_2^2}} \right) \sim 10^{-7} \times (f_1 f_2^2) \sim 10^{-12}, \\ m_\phi^2 &\sim 3 \times 10^{-14} \times \left(\frac{1}{f_1} + \frac{1}{f_2} \right) \left(\frac{f_1 + f_2}{\frac{1}{f_1^2} + \frac{1}{f_2^2}} \right)^2 \sim 3 \times 10^{-14} \times \frac{1}{f_2} (f_1 f_2^2)^2 \sim 3 \times 10^{-22}, \end{aligned} \quad (17)$$

are consistent with our obtained numerical results in Tab. 1.

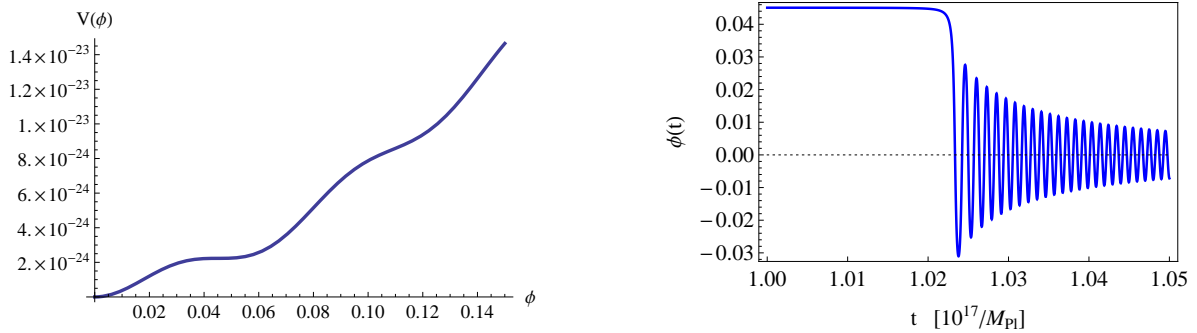


Figure 1: In the left panel, the inflaton potential is drawn by setting the parameters as $A_1/A_2 = 22.474579785926$ and $A_2 = 6.47 \times 10^{-25}$, whereas the right panel shows the trajectory of inflaton as a function of cosmic time t for the initial value of inflaton, $\phi_{\text{ini}} = 0.04508690783$.

Similarly, the potential (16) with other values of f_1 and f_2 leads to results consistent with Eq. (15).

⁴For details of bumpy natural inflation with the same scalar potential, see, Ref. [21].

N	n_s	r	m_ϕ^2	H_{inf}	$V_{\text{inf}}^{1/4}$
60.0	0.9665	6.85×10^{-17}	7.92×10^{-21}	8.62×10^{-13}	1.22×10^{-6}
50.0	0.9665	1.61×10^{-16}	1.86×10^{-20}	1.32×10^{-12}	1.51×10^{-6}

Table 1: The cosmological observables such as spectral index n_s , tensor-to-scalar ratio r , Hubble scale H_{inf} , scalar potential $V_{\text{inf}}^{1/4}$ at the pivot scale and the inflaton mass m_ϕ^2 at the vacuum. The parameters are set as $A_1/A_2 = 22.474579785926$ and $A_2 = 6.47 \times 10^{-25}$ for the e -folding number $N = 60$, whereas those are set as $A_1/A_2 = 22.474579787160$ and $A_2 = 6.47 \times 10^{-25}$ for the e -folding number $N = 50$, respectively. The initial value of inflaton field are also set as $\phi_{\text{ini}} = 0.04508690783$ in both cases.

2.2 Axion monodromy inflation with sinusoidal functions

We next discuss the axion monodromy inflation with sinusoidal functions in which the general form of axion potential is yielded by

$$V(\phi) = A_1 \phi^p + \sum_{i=2}^M A_i \cos\left(\frac{\phi}{f_i} + \theta_i\right) + V_0. \quad (18)$$

Here, ϕ is canonically normalized axion with the decay constants f_i , θ_i denotes the phase of sinusoidal functions, A_i are the real positive constants, and V_0 is the real constant to achieve the tiny cosmological constant. p can be taken as fractional numbers or positive integers such as $p = 1$ [22], $p = 2/3$ [14], $p = 2$ [23, 24] and $p = 4/3, 3$ [25] and M depends on the number of hidden gauge sectors which non-perturbatively generate the potential of axion inflaton.

We proceed to demonstrate the small-field axion inflation by the small axion decay constants f_i in the same way as in the previous section. To obtain the sufficiently large number of e -folding, the first derivative of potential in Eq.(18)

$$V_\phi = A_1 p \phi^{p-1} - \sum_i \frac{A_i}{f_i} \sin\left(\frac{\phi}{f_i} + \theta_i\right), \quad (19)$$

is required to be smaller than the potential energy, that is, $|V_\phi| \ll |V|$. It can be realized with the region satisfying

$$\begin{aligned} \phi &\sim \mathcal{O}(1), \\ \sin(\phi/f_i + \theta_i) &\sim \cos(\phi/f_i + \theta_i) \sim \mathcal{O}(1), \end{aligned} \quad (20)$$

with proper signs of $\sin(\phi/f_i + \theta_i)$ and $\cos(\phi/f_i + \theta_i)$, and the correlated parameters in the scalar potential,

$$A_1 p \sim \frac{A_i}{f_i} \sim \frac{A_j}{f_j}, \quad (21)$$

for any $i, j = 2, 3, \dots, M$.

Since the slow-roll inflation is realized under $|V_\phi| \simeq 0$ and $|V_{\phi\phi}| \simeq 0$ during the inflation, the second derivative of the potential can be estimated by employing the inflaton variation $\Delta\phi$,

$$V_{\phi\phi} \sim V_{\phi\phi\phi}\Delta\phi \sim \left(-\sum_i \frac{A_i}{f_i^3} \sin\left(\frac{\phi}{f_i} + \theta_i\right) \right) \Delta\phi, \quad (22)$$

for small f_i . Here, we assume that all f_i^{-3} in the third derivative $V_{\phi\phi\phi}$ dominate the second derivative $V_{\phi\phi}$. With the help of Eqs. (20) and (21), the slow-roll parameter η is obtained as

$$\eta \sim \frac{\sum_i \frac{A_i}{f_i^3}}{A_1} \Delta\phi \sim p \left(\sum_i \frac{1}{f_i^2} \right) \Delta\phi, \quad (23)$$

where the scalar potential during the inflation is approximately given by $V_{\text{inf}} \sim A_1$ due to the conditions (20) and (21). Since we concentrate on the parameter space leading to the small-field inflation, the slow-roll parameter ϵ is expected to be much smaller than unity. It is confirmed later by checking the value of the tensor-to-scalar ratio $r = 16\epsilon$. Thus, the slow-roll parameter $|\eta|$ is chosen as 10^{-2} to reproduce the observed spectral index $n_s \simeq 0.96$ reported by Planck.

By fixing $|\eta| \simeq 10^{-2}$, tensor-to-scalar ratio is estimated by using the Lyth bound Eq.(1),

$$r \sim 10^{-2} \times (\Delta\phi)^2 \sim 10^{-6} \times \frac{1}{p^2} \left(\sum_i \frac{1}{f_i^2} \right)^{-2} \times \left(\frac{\eta}{0.01} \right)^2, \quad (24)$$

from which the power of decay constants f in r becomes small in comparison with that in the multi-natural inflation.

Furthermore, we can estimate the energy scale of scalar potential during the inflation V_{inf} as functions of axion decay constants from Eqs. (3) and (24),

$$V_{\text{inf}}^{1/4} \sim 4 \times 10^{-4} \times p^{-1/2} \left(\sum_i \frac{1}{f_i^2} \right)^{-1/2}, \quad (25)$$

and consequently the Hubble parameter $H_{\text{inf}} = (V_{\text{inf}}/3)^{1/2}$ becomes

$$H_{\text{inf}} \sim 10^{-7} \times p^{-1} \left(\sum_i \frac{1}{f_i^2} \right)^{-1}. \quad (26)$$

Finally, we estimate the inflaton mass m_ϕ^2 as a function of decay constant. For small f_i , the dominant term of second derivative, $V_{\phi\phi}$, at $\phi = 0$ is evaluated by using Eq. (6), $V_{\phi\phi} \sim \sum_i \frac{A_i}{f_i^2}$ and hereafter the inflaton mass is estimated as

$$m_\phi^2 = V_{\phi\phi} \sim \sum_i \frac{A_i}{f_i^2} \sim \frac{\sum_i \frac{A_i}{f_i^2}}{A_1} V_{\text{inf}} \sim p \left(\sum_i \frac{1}{f_i} \right) V_{\text{inf}} \sim 3 \times 10^{-14} \times p^{-1} \left(\sum_i \frac{1}{f_i} \right) \left(\sum_i \frac{1}{f_i^2} \right)^{-2}. \quad (27)$$

Let us summarize the result for two nonvanishing sinusoidal functions in Eq. (18), for simplicity. For $f_1 \sim f_2 \sim f \ll 1$, the obtained physical quantities have the following decay constant dependence

$$\begin{aligned} r &\sim 10^{-6} \times p^{-2} \times f^4, & V_{\text{inf}}^{1/4} &\sim 4 \times 10^{-4} \times p^{-1/2} \times f, \\ H_{\text{inf}} &\sim 10^{-7} \times p^{-1} \times f^2, & m_\phi^2 &\sim 3 \times 10^{-14} \times p^{-1} \times f^3. \end{aligned} \quad (28)$$

Following this line of thoughts, we show the numerical analysis for specific axion potentials. For the illustrative purpose, we consider the axion potential with single sinusoidal function,

$$V(\phi) = A_1 \phi^p + A_2 \left(1 - \cos \left(\frac{\phi}{f} \right) \right), \quad (29)$$

with $f = f_2$, $\theta_2 = -\pi$ and $V_0 \simeq A_2$ in Eq. (18), and demonstrate the small-field axion inflation for the case with $p = 2$ and small axion decay constants $f = 0.1$. Fig. 2 shows the inflaton potential and the trajectory of inflaton as a function of cosmic time t , where the parameters are set as $A_1/A_2 = 10.86169045$ and $A_2 = 6.30 \times 10^{-19}$. By solving the equation of motion for the inflaton field, we numerically obtain the cosmological observables as shown in Tab. 2. It is then found that the analytical forms of physical quantities derived in Eqs. (24)-(27):

$$\begin{aligned} r &\sim 10^{-6} \times \frac{1}{p^2} \times f^4 \sim 3 \times 10^{-11}, \\ V_{\text{inf}}^{1/4} &\sim 4 \times 10^{-4} \times \frac{1}{\sqrt{p}} \times f \sim 3 \times 10^{-5}, \\ H_{\text{inf}} &\sim 10^{-7} \times \frac{1}{p} \times f^2 \sim 5 \times 10^{-10}, \\ m_\phi^2 &\sim 3 \times 10^{-14} \times \frac{1}{p} \times f^3 \sim 8 \times 10^{-17}, \end{aligned} \quad (30)$$

are consistent with our obtained numerical results in Tab. 2.

N	n_s	r	m_ϕ^2	H_{inf}	$V_{\text{inf}}^{1/4}$
60.0	0.9665	6.60×10^{-11}	7.67×10^{-17}	8.46×10^{-10}	3.83×10^{-5}
50.0	0.9665	1.55×10^{-10}	1.81×10^{-16}	1.30×10^{-9}	4.74×10^{-5}

Table 2: The cosmological observables such as spectral index n_s , tensor-to-scalar ratio r , Hubble scale H_{inf} , scalar potential $V_{\text{inf}}^{1/4}$ at the pivot scale and the inflaton mass m_ϕ^2 at the vacuum. The parameters are set as $A_1/A_2 = 10.86169045$ and $A_2 = 6.30 \times 10^{-19}$ for the e -folding number $N = 60$, whereas those are set as $A_1/A_2 = 10.86169628$ and $A_2 = 6.30 \times 10^{-19}$ for the e -folding number $N = 50$, respectively. The initial value of inflaton field are also set as $\phi_{\text{ini}} = 0.4492824$ in both cases.

Similarly, the potential (29) with other values of p and f leads to results consistent with Eq. (28).

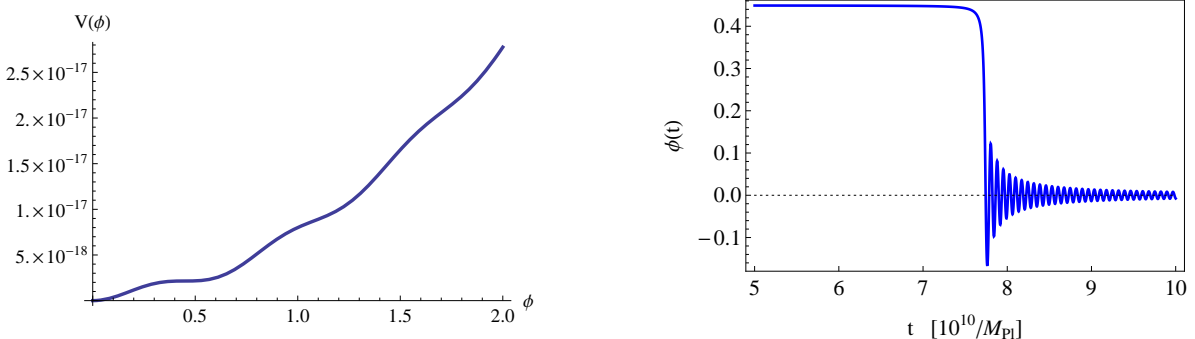


Figure 2: In the left panel, the inflaton potential is drawn by setting the parameters as $A_1/A_2 = 10.86169045$ and $A_2 = 6.30 \times 10^{-19}$, whereas the right panel shows the trajectory of inflaton as a function of cosmic time t for the initial value of inflaton, $\phi(0) = 0.4492824$ at $t = 0$.

3 Reheating temperature and dark matter abundance

In this section, we discuss the reheating process after the inflation dynamics. From now on, we assume that the inflaton axion discussed in the previous section couples to the gauge bosons in the standard model through tree or one-loop corrected gauge kinetic functions. In type IIB superstring theory on toroidal background, it is known that the Kähler axion corresponding to the Kalb-Ramond field couples to the gauge boson at the tree-level, whereas the axion associated with the complex structure modulus appears in the gauge kinetic function at the one-loop level [26, 27]. In both cases, the inflaton decays into the gauge bosons $g^{(a)}$ with $a = 1, 2, 3$ corresponding to the gauge groups of the standard model, $U(1)_Y, SU(2)_L, SU(3)_C$, and its decay width is estimated as

$$\begin{aligned} \Gamma_\phi &= \sum_{a=1}^3 \Gamma(\phi \rightarrow 2g^{(a)}) \\ &\simeq 5.8 \times 10^{-5} c^2 \left(\frac{m_\phi}{10^{13} \text{ GeV}} \right)^3 \text{ GeV}, \end{aligned} \quad (31)$$

where c becomes unity (one-loop factor, i.e., $(16\pi^2)^{-1}$) for the Kähler (complex structure) moduli. When such a decay into the gauge bosons is the dominant process, the reheating temperature is yielded as

$$T_{\text{ref}} = \left(\frac{\pi^2 g_*}{90} \right)^{-1/4} \sqrt{\Gamma_\phi M_{\text{Pl}}} \simeq 6.4 \times 10^6 c \left(\frac{m_\phi}{10^{13} \text{ GeV}} \right)^{3/2} \text{ GeV}, \quad (32)$$

with the effective degrees of freedom $g_* = 106.75$.

From the results in Sec. 2.1, the reheating temperate is yielded by the axion decay constants,

$$T_{\text{ref}} \simeq 5.4 \times 10^4 c \left(\frac{\sum_{m=1}^M \frac{1}{f_m}}{\sum_{n=1}^M \frac{1}{f_n}} \right)^{3/4} \left(\frac{\sum_{n=1}^M f_n}{\sum_{m=1}^M \frac{1}{f_m^2}} \right)^{3/2} \text{ GeV}, \quad (33)$$

which is illustrated in Fig. 3 as functions of two axion decay constants for the simplified multi-natural inflation in Eq. (16). We now take into account the constraint from the isocurvature perturbation originating from the QCD axion by Eq. (2) with $f_{\text{QCD}} = 10^{12}$ GeV and Eq. (12) with $m = 1, 2$, which corresponds to the blue shaded region in Fig. 3. Here and in the following analysis, we employ the maximal value of QCD axion decay constant constrained by the upper bound of dark matter abundance, although it depends on the initial misalignment angle of axion and dilution mechanism after the inflation [9, 10, 11]. As can be seen in Fig. 3, the smallest axion decay constant is bounded as 10^{15} GeV $\lesssim f \lesssim 10^{17}$ GeV for Kähler axion and 10^{16} GeV $\lesssim f \lesssim 10^{17}$ GeV for axion of complex structure modulus, where the lower bounds are put by $T_{\text{reh}} \gtrsim \mathcal{O}(5)$ MeV in order not to spoil the successful BBN, whereas the upper bounds are set by the constraint from the isocurvature perturbation of QCD axion with $f_{\text{QCD}} = 10^{12}$ GeV.

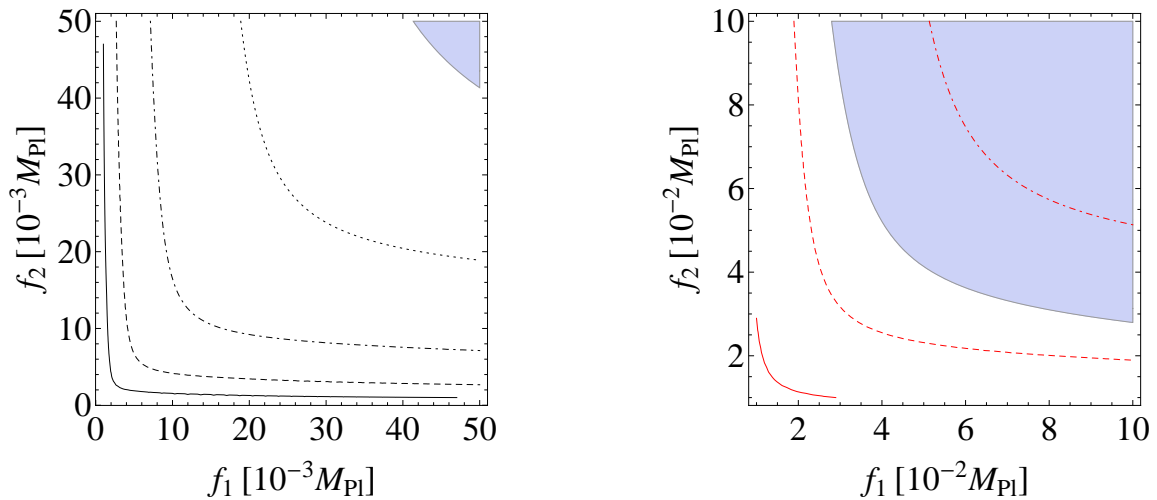


Figure 3: The reheating temperature T_{reh} as functions of two decay constants $f_{1,2}$ for the case of axion of Kähler moduli in the left panel and that of complex structure modulus in the right panel. In both panels, the solid, dashed, dotdashed and dotted curves represent the reheating temperature, $T_{\text{reh}} = 1, 10, 10^2, 10^3$ MeV, respectively. The blue shaded region is excluded by the isocurvature perturbation originating from the QCD axion.

Similarly, the reheating temperate for the axion monodromy inflation with sinusoidal functions in Sec. 2.2 is also dominated by the axion decay constants,

$$T_{\text{ref}} \simeq 5.4 \times 10^4 c p^{-3/4} \left(\sum_{i=2}^M \frac{1}{f_i} \right)^{3/4} \left(\sum_{i=2}^M \frac{1}{f_i^2} \right)^{-3/2} \text{ GeV}, \quad (34)$$

which is illustrated in Fig. 4 as functions of axion decay constant $f = f_2$ ($M = 2$) and the power of polynomial p for the simplified axion monodromy inflation with sinusoidal functions in Eq. (29). In Fig. 4 and in what follows, p is considered as the continuous parameter for simplicity, although it is a fractional number derived in a detailed string setup. In a similar fashion as in the multi-natural inflation, the blue shaded region in Fig. 4 is excluded by the

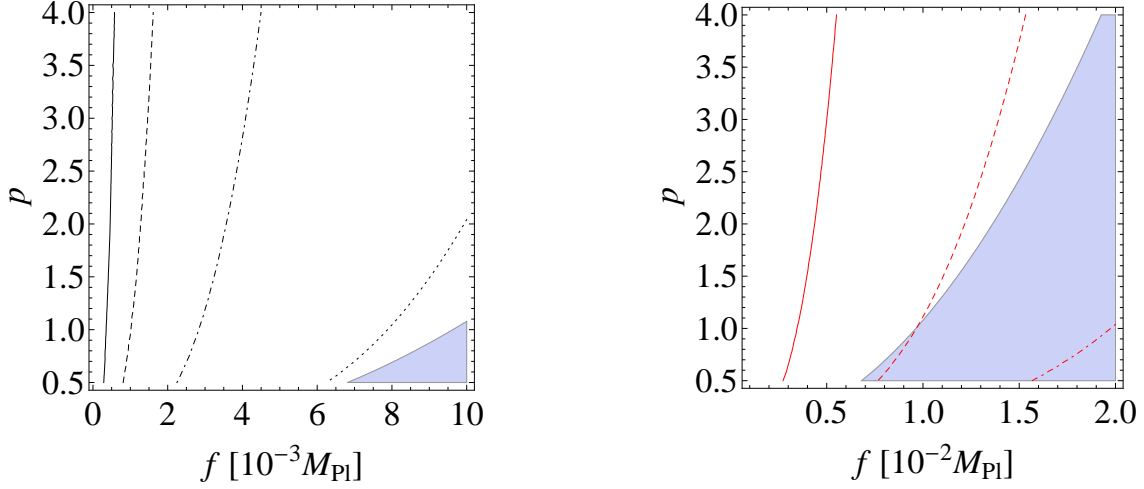


Figure 4: The reheating temperature T_{reh} as functions of decay constant f and the power of polynomial term p for the case of axion of Kähler moduli in the left panel and that of complex structure modulus in the right panel. In both panels, the solid, dashed and dotdashed curves represent the reheating temperature, $T_{\text{reh}} = 1, 10, 10^2, 10^3$ MeV, respectively. The blue shaded region is excluded by the isocurvature perturbation originating from the QCD axion.

isocurvature perturbation originating from the QCD axion which is estimated by employing Eq. (2) with $f_{\text{QCD}} = 10^{12}$ GeV and Eq. (26) with $f = f_2$. In order not to spoil the successful BBN and overproduce the isocurvature perturbation due to the QCD axion, Fig. 4 gives the bounds $10^{15} \text{ GeV} \lesssim f \lesssim 5 \times 10^{16} \text{ GeV}$ for Kähler axion and $10^{16} \text{ GeV} \lesssim f \lesssim 5 \times 10^{16} \text{ GeV}$ for axion of complex structure modulus, respectively. Note that, the smaller f_{QCD} gives the tight upper bound on f from the isocurvature perturbation of QCD axion. As a result, these regions correspond to the typical decay constant for the closed string axions [2, 3, 4]. That is surprisingly interesting. Although we focus on the simplified axion potentials in Eqs. (16) and (29), such severe constraints for the axion decay constant are also applied to the general form of axion potential. Indeed, the larger axion decay constants lead to the large Hubble scale given in Eqs. (12) and (26).

From these considerations, the low-scale axion decay constants realizing the successful small-field axion inflations generically predict the low reheating temperature. It implies that the freeze-out temperature of dark matter would be smaller than the reheating temperature and consequently the dark matter yield is determined by the non-thermal process from the inflaton decay

$$\frac{n_{\text{dm}}}{s} \simeq \frac{3T_{\text{reh}}}{4m_\phi} \text{Br}_{\text{dm}} \simeq 4.8 \times 10^{-7} c \text{Br}_{\text{dm}} \left(\frac{m_\phi}{10^{13} \text{ GeV}} \right)^{1/2}, \quad (35)$$

where n_{dm} is the number density of dark matter, s is the entropy density of the Universe and Br_{dm} is the branching ratio from the inflaton to dark matter. The relic abundance of dark matter is then given in terms of the ratio of critical density to the current entropy density of

the Universe $\rho_{\text{cr}}/s_0 \simeq 3.6h^2 \times 10^{-9}$,

$$\Omega_{\text{dm}}h^2 \simeq m_{\text{dm}} \frac{n_{\text{dm}}}{s} \frac{s_0}{\rho_{\text{cr}}} \simeq 1.3c \left(\frac{m_{\text{dm}}}{100 \text{ GeV}} \right) \left(\frac{\text{Br}_{\text{dm}}}{10^{-4}} \right) \left(\frac{m_\phi}{10^{13} \text{ GeV}} \right)^{1/2}, \quad (36)$$

with h being the dimensionless Hubble parameter.

From now on, we for simplicity assume that the current dark matter abundance is mainly consisted of QCD axion compared with another cold dark matter. In Figs. 5 and 6, we plot the dark matter abundance for the simplified multi-natural inflation in Eq. (16),

$$\Omega_{\text{dm}}h^2 \simeq 0.27c \left(\frac{m_{\text{dm}}}{100 \text{ GeV}} \right) \left(\frac{\text{Br}_{\text{dm}}}{10^{-4}} \right) \left(\frac{\sum_{m=1}^2 \frac{1}{f_m}}{\sum_{n=1}^2 f_n} \right)^{1/4} \left(\frac{\sum_{n=1}^2 f_n}{\sum_{m=1}^2 \frac{1}{f_m^2}} \right)^{1/2}, \quad (37)$$

and for the simplified axion monodromy inflation with sinusoidal functions in Eq. (29),

$$\Omega_{\text{dm}}h^2 \simeq 0.27c \left(\frac{m_{\text{dm}}}{100 \text{ GeV}} \right) \left(\frac{\text{Br}_{\text{dm}}}{10^{-4}} \right) 2^{-1/4} f^{3/4} \quad (38)$$

respectively. The relic dark matter abundance should be less than $\Omega_{\text{dm}}h^2 \simeq 0.12$ reported by Planck in order not to overclose our Universe [7]. Although these predictions depend on the branching ratio Br_{dm} and dark matter mass, $\Omega_{\text{dm}}h^2 < 0.12$ in Figs. 5 and 6 is achieved in both inflation models. For example, in simplified multi-natural inflation in Eq. (16), $\Omega_{\text{dm}}h^2 < 0.12$ can be realized under e.g., $\text{Br}_{\text{dm}} < \mathcal{O}(10^{-3})$ and $m_{\text{dm}} \simeq 100 \text{ GeV}$ with $f_{1,2} \simeq 2 \times 10^{-2} \text{ M}_{\text{Pl}}$ for the Kähler axion and $\text{Br}_{\text{dm}} < \mathcal{O}(10^{-1})$ and $m_{\text{dm}} \simeq 100 \text{ GeV}$ with $f_{1,2} \simeq 4 \times 10^{-2} \text{ M}_{\text{Pl}}$ for the axion of complex structure modulus, whereas in axion monodromy inflation with sinusoidal functions in Eq. (29), $\Omega_{\text{dm}}h^2 < 0.12$ can be realized under e.g., $\text{Br}_{\text{dm}} < \mathcal{O}(10^{-3})$ and $m_{\text{dm}} \simeq 100 \text{ GeV}$ with $f \simeq 10^{-2} \text{ M}_{\text{Pl}}$ for the Kähler axion and $\text{Br}_{\text{dm}} < \mathcal{O}(10^{-1})$ and $m_{\text{dm}} \simeq 100 \text{ GeV}$ with $f \simeq 10^{-2} \text{ M}_{\text{Pl}}$ for the axion of complex structure modulus. However, the low-scale inflation requires the enough amount of baryon asymmetry to reproduce the current baryon asymmetry of our Universe. To explain the relic baryon asymmetry, we could combine our inflation models with the baryogenesis scenario, e.g., the Affleck-Dine mechanism [28, 29]. It would be studied in a future work.

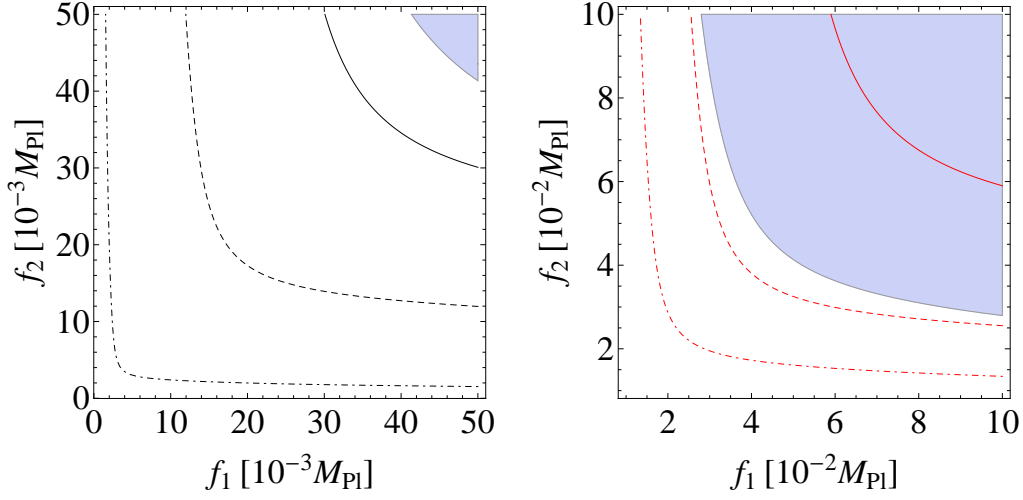


Figure 5: The dark matter abundance $\Omega_{\text{dm}} h^2 = 0.1$ as functions of two decay constants $f_{1,2}$ for the case of axion of Kähler moduli in the left panel and that of complex structure modulus in the right panel. In left panel, the black solid, dashed and dotdashed curves are drawn by setting $m_{\text{dm}} \text{Br}_{\text{dm}} = 10^{-1}, 0.2, 1$ GeV, respectively, whereas the red solid, dashed and dotdashed curves are drawn by setting $m_{\text{dm}} \text{Br}_{\text{dm}} = 8, 15, 25$ GeV, respectively. The blue shaded region is excluded by the isocurvature perturbation originating from the QCD axion with $f_{\text{QCD}} = 10^{12}$ GeV.

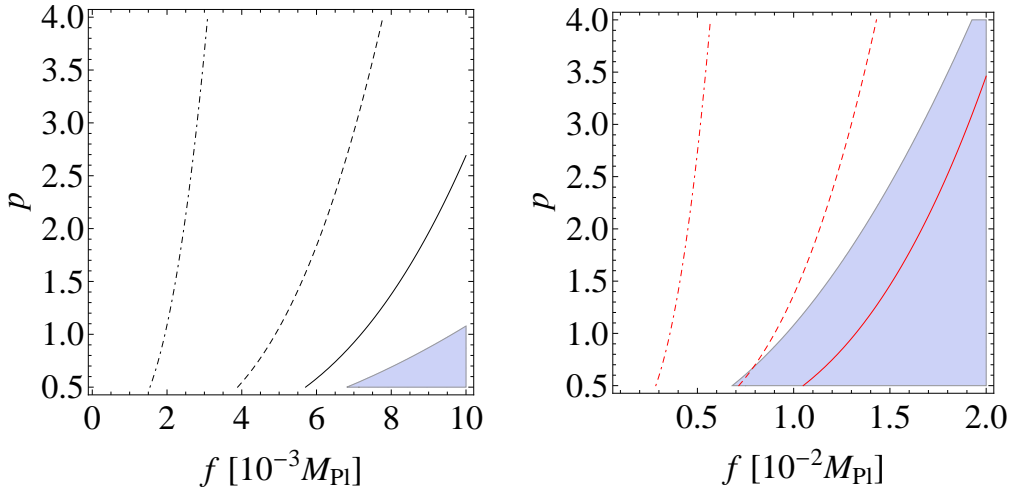


Figure 6: The dark matter abundance $\Omega_{\text{dm}} h^2 = 0.1$ as functions of decay constant f and the power of polynomial term p for the case of axion of Kähler moduli in the left panel and that of complex structure modulus in the right panel. In left panel, the black solid, dashed and dotdashed curves are drawn by setting $m_{\text{dm}} \text{Br}_{\text{dm}} = 0.15, 0.2, 0.4$ GeV, respectively, whereas the red solid, dashed and dotdashed curves are drawn by setting $m_{\text{dm}} \text{Br}_{\text{dm}} = 15, 20, 40$ GeV, respectively. The blue shaded region is excluded by the isocurvature perturbation originating from the QCD axion with $f_{\text{QCD}} = 10^{12}$ GeV.

4 Conclusion

We have discussed the general class of small-field axion inflation which is the mixture of polynomial and sinusoidal functions with an emphasis on the small axion decay constant compared with the Planck scale. In contrast to the large-field axion inflation such as the natural inflation [1] and axion monodromy inflation [14], the small-field axion inflation predicts the small amount of primordial gravitational wave and low inflation scale. This class of inflation models is motivated by the weak gravity conjecture which prohibits the trans-Planckian axion decay constant and the constraint from isocurvature perturbation due to the QCD axion. When the axion decay constants and parameters in the scalar potential satisfy the certain conditions leading to the successful small-field axion inflations as discussed in Sec. 2, we find that the cosmological observables are written in terms of the axion decay constants in a systematic way.

Furthermore, the axion decay constant is severely constrained within the range $10^{15} \text{ GeV} \lesssim f \lesssim 10^{17} \text{ GeV}$, where the lower bounds are put by $T_{\text{reh}} \gtrsim \mathcal{O}(5) \text{ MeV}$ in order not to spoil the successful BBN, whereas the upper bounds are set by the constraint from the isocurvature perturbation due to the QCD axion with $f_{\text{QCD}} = 10^{12} \text{ GeV}$. This constrained axion decay constant naturally appears in the string theory, when our discussed axion corresponds to the closed string axion [2, 3, 4]. Although the parameters in the axion potential should be properly chosen to achieve an enough flat direction in the axion potential, the small-field axion inflation is attractive from the theoretical and phenomenological point of views.

Acknowledgements

T.K. is supported in part by the Grant-in-Aid for Scientific Research No. 26247042 from the Ministry of Education, Culture, Sports, Science and Technology in Japan.

References

- [1] K. Freese, J. A. Frieman and A. V. Olinto, Phys. Rev. Lett. **65** (1990) 3233.
- [2] K. Choi and J. E. Kim, Phys. Lett. B **154** (1985) 393 Erratum: [Phys. Lett. B **156** (1985) 452].
- [3] T. Banks, M. Dine, P. J. Fox and E. Gorbatov, JCAP **0306** (2003) 001 [hep-th/0303252].
- [4] P. Svrcek and E. Witten, JHEP **0606** (2006) 051 [hep-th/0605206].
- [5] D. H. Lyth, Phys. Rev. Lett. **78** (1997) 1861 [hep-ph/9606387].
- [6] P. A. R. Ade *et al.* [Planck Collaboration], Astron. Astrophys. **571** (2014) A22 [arXiv:1303.5082 [astro-ph.CO]].
- [7] P. A. R. Ade *et al.* [Planck Collaboration], arXiv:1502.02114 [astro-ph.CO].

- [8] N. Arkani-Hamed, L. Motl, A. Nicolis and C. Vafa, JHEP **0706** (2007) 060 [hep-th/0601001].
- [9] M. Kawasaki and F. Takahashi, Phys. Lett. B **618** (2005) 1 [hep-ph/0410158].
- [10] H. Hattori, T. Kobayashi, N. Omoto and O. Seto, Phys. Rev. D **92** (2015) no.10, 103518 [arXiv:1510.03595 [hep-ph]].
- [11] K. Akita, T. Kobayashi, A. Oikawa and H. Otsuka, JHEP **1605** (2016) 178 [arXiv:1603.08399 [hep-ph]].
- [12] T. Kobayashi, A. Oikawa and H. Otsuka, Phys. Rev. D **93** (2016) no.8, 083508 [arXiv:1510.08768 [hep-ph]].
- [13] K. Kadota, T. Kobayashi, A. Oikawa, N. Omoto, H. Otsuka and T. H. Tatsuishi, arXiv:1606.03219 [hep-ph].
- [14] E. Silverstein and A. Westphal, Phys. Rev. D **78** (2008) 106003 [arXiv:0803.3085 [hep-th]].
- [15] T. Kobayashi, O. Seto and Y. Yamaguchi, PTEP **2014** (2014) no.10, 103E01 [arXiv:1404.5518 [hep-ph]].
- [16] T. Higaki, T. Kobayashi, O. Seto and Y. Yamaguchi, JCAP **1410** (2014) no.10, 025 [arXiv:1405.0775 [hep-ph]].
- [17] K. Choi, H. Kim and S. Yun, Phys. Rev. D **90** (2014) 023545 [arXiv:1404.6209 [hep-th]].
- [18] M. Czerny and F. Takahashi, Phys. Lett. B **733** (2014) 241 [arXiv:1401.5212 [hep-ph]].
- [19] M. Czerny, T. Higaki and F. Takahashi, JHEP **1405** (2014) 144 [arXiv:1403.0410 [hep-ph]].
- [20] H. Abe, T. Kobayashi and H. Otsuka, JHEP **1504**, 160 (2015) [arXiv:1411.4768 [hep-th]].
- [21] S. Parameswaran, G. Tasinato and I. Zavala, JCAP **1604** (2016) no.04, 008 [arXiv:1602.02812 [astro-ph.CO]].
- [22] L. McAllister, E. Silverstein and A. Westphal, Phys. Rev. D **82** (2010) 046003 [arXiv:0808.0706 [hep-th]].
- [23] E. Palti and T. Weigand, JHEP **1404** (2014) 155 [arXiv:1403.7507 [hep-th]].
- [24] N. Kaloper and L. Sorbo, Phys. Rev. Lett. **102** (2009) 121301 [arXiv:0811.1989 [hep-th]].
- [25] L. McAllister, E. Silverstein, A. Westphal and T. Wrase, JHEP **1409** (2014) 123 [arXiv:1405.3652 [hep-th]].
- [26] D. Lust and S. Stieberger, Fortsch. Phys. **55** (2007) 427 [hep-th/0302221].
- [27] R. Blumenhagen, B. Kors, D. Lust and S. Stieberger, Phys. Rept. **445** (2007) 1 [hep-th/0610327].

- [28] I. Affleck and M. Dine, Nucl. Phys. B **249** (1985) 361.
- [29] M. Dine, L. Randall and S. D. Thomas, Nucl. Phys. B **458** (1996) 291 [hep-ph/9507453].