

A STRINGENT LIMIT ON THE MASS PRODUCTION RATE OF r -PROCESS ELEMENTS IN THE MILKY WAY

PHILLIP MACIAS¹ AND ENRICO RAMIREZ-RUIZ¹

¹Department of Astronomy and Astrophysics, University of California, Santa Cruz, CA 95064

ABSTRACT

We analyze data from several studies of metal-poor stars in the Milky Way, focusing on both strong (Eu) and weak (Sr) r -process elements. Because these elements were injected in an explosion, we calculate the mass swept up when the blast wave first becomes radiative, yielding a lower limit for the dilution of such elements and hence a lower limit on the ejecta mass which is incorporated into the next generation of stars. Our study demonstrates that in order to explain the largest enhancements in [Eu/Fe] observed in stars at low [Fe/H] metallicities, individual r -process production events must synthesize a minimum of $10^{-3.5} M_{\odot}$ of r -process material. We also show that if the site of Mg production is the same as that of Eu, individual injection events must synthesize up to $\sim 10^{-3} M_{\odot}$ of r -process material. On the other hand, demanding that Sr traces Mg production results in r -process masses per event of $\sim 10^{-5} M_{\odot}$. This suggests that the astrophysical sites responsible for the genesis of the strong r -process elements need to operate at a drastically reduced rate when compared to core collapse supernovae, while the synthesis of weak r -process material is consistent with a supernova production site.

Keywords: early universe — galaxies: high-redshift — galaxies: evolution — stars: abundances

1. INTRODUCTION

Although the physical conditions required for r -process nucleosynthesis to occur have been understood since Burbidge et al. (1957) and Cameron (1957), the astrophysical site(s) in which those conditions are realized remains unclear. Whether enrichment has occurred via Type II Supernovae (SNe, e.g. Woosley et al. 1994), in which the injection in a galaxy occurs frequently ($\sim 10^{-2} \text{ yr}^{-1}$) with low ($\sim 10^{-5} M_{\odot}$) masses, or through neutron star mergers' (NSM, e.g. Lattimer & Schramm 1974) sporadic ($\sim 10^{-5} \text{ yr}^{-1}$) injection of high ($\sim 10^{-2} M_{\odot}$) masses is difficult to discern at high metallicities, as any hysteresis has been eradicated by multiple enrichment events.

For this reason, metal-poor stars in the galactic halo serve as laboratories for the study of r -process element synthesis and can shed light on the identity of their progenitors (Snedden et al. 2008). Abundance comparisons between many metal-poor halo stars suggest that the r -process mechanism is rather robust. Put differently, we see the same relative proportions of r -process elements in stars that are many billions of years different in age, hinting that this process has operated in a fairly consistent manner over the history of the Galaxy. This result has been used to constrain the specific physical conditions and nuclear properties required for the r -process.

In the metallicity range [Fe/H] of roughly -2 to -

3.5, where we are using the standard notation $[X/H] = \log_{10}(X/H) - \log_{10}(X/H)_{\odot}$, r -process elements have been found to exhibit large star-to-star bulk scatter in their concentrations with respect to the lighter elements albeit with a distribution that is characteristic of solar system matter. This hints at the presence of chemically inhomogeneous and unmixed gas at that epoch (Fields et al. 2002). As time evolves, these localized inhomogeneities are smoothed out as more events occur and r -process products migrate and mix throughout the Galaxy. Recent cosmological simulations of heavy element production in a Milky Way- (MW-)like galaxy have shown the observed stellar abundances resulting from this process to be consistent with NSMs being the dominant enrichment mechanism (Shen et al. 2015; van de Voort et al. 2015), but must rely on prescriptions regarding how material is mixed in the young MW and suffer from uncertainties in the delay time for NSMs.

In this *Letter* we use simple and conservative physical arguments to show that the scatter in both strong (Eu) and weak (Sr) r -process elements at low [Fe/H] metallicities can be used to place stringent lower limits on how much r -process material needs to be synthesized per injection event in the early Universe. In Section 2 we combine abundance data from several previous studies of MW stars and focus on Mg production to identify stars which may have formed from gas that has been enriched

by a single event. In Section 3 we derive lower limits on the r -process production required to explain Eu enhancements in these same stars, and also demonstrate the implications of demanding that r -process enhancements trace the Mg source. We discuss our findings and conclude in Section 4.

2. SUPERNOVA II AS TESTBEDS FOR METAL ENRICHMENT

While there is no current consensus on the dominant channel of r -process production, it is well understood that the so called α (O, Mg, Si, Ca, and Ti) elements are primarily produced in massive stars and returned to the ISM via core-collapse SNe (Burbidge et al. 1957; Woosley & Weaver 1995). For this reason, elements such as Mg have been measured in metal-poor MW halo stars to study the efficiency of galactic mixing in the early universe (Arnone et al. 2005). Here we focus on Mg production in the MW in order to demonstrate how our physical argument applies to a relatively well understood production source.

SNe input approximately 10^{51} erg of energy into their surroundings, resulting in a blast wave which sweeps up a less α -enhanced ISM, thereby mixing and diluting any enhancement supplied by the ejecta. In order to incorporate these metals into a new generation of stars the SN blast wave must first cool, at the very least. The mass swept up before the blast wave becomes radiative and cools efficiently in a homogeneous medium is given by

$$M_{\text{cool}} \approx 10^3 \left(\frac{Z}{Z_{\odot}} \right)^{-3/7} \left(\frac{n_{\text{ISM}}}{10^2 \text{ cm}^{-3}} \right)^{-2/7} \left(\frac{E_{\text{exp}}}{10^{51} \text{ erg}} \right)^{6/7} M_{\odot}, \quad (1)$$

where E_{exp} is the explosion energy and Z and n_{ISM} are the metallicity and number density of the surrounding ISM, respectively (Cioffi et al. 1988; Thornton et al. 1998; Martizzi et al. 2015). For a given ejecta mass, the *maximum* enhancement possible of the surrounding ISM (to be observed in the next generation of stars) occurs when the ejecta has mixed with M_{cool} , as further mixing (which certainly happens due to the inertia of the expanding material as well as larger scale mixing due to e.g. turbulence generated by galactic shear) will further dilute the enhancement (Greif et al. 2009).

One can then invert this relation to find the *minimum mass of the event* for a given enhancement in the next generation of stars, which is given by

$$M_X \geq X_{\odot} \times 10^{[X/H]} M_{\text{cool}}, \quad (2)$$

where X_{\odot} is the mass fraction of element X within the Sun. This is the mass required to explain a given stellar enhancement, assuming the ejecta is only mixed within a cooling mass. Since the ejecta certainly mixes with

greater than a cooling mass and further dilutes, Equation (2) represents a strict lower limit for low metallicity stars which have not been enriched by multiple events. Recent simulation work by Martizzi et al. (2015) show final swept masses between $1700 M_{\odot}$ in a homogeneous ISM and $8000 M_{\odot}$ in a turbulent ISM with similar scalings, indicating that our analytical estimate is conservative.

In Figure 1 we plot $[\text{Mg}/\text{Fe}]$ as a function of $[\text{Fe}/\text{H}]$ for a compilation of MW stars and show in color the minimum M_{Mg} required to explain the observations, assuming that the ISM which collapsed to form the stars was enhanced by a single event which input 10^{51} ergs of energy. This simplistic assumption clearly breaks down at high metallicities where the gas has been enhanced by many events over the history of the galaxy, but we note some interesting behavior at low metallicity. First, at $[\text{Fe}/\text{H}] \lesssim -2.5$ the stars are all consistent with a minimum Mg mass less than $0.1 M_{\odot}$, which is shown by the dashed line and is roughly in agreement with the Mg mass expected to be produced in a single SN (Nomoto et al. 2006; Kobayashi et al. 2006). We do not expect a clustering at exactly the dotted line as most SNe likely mix well past their cooling mass, resulting in a vertically downward trajectory on the plot. At higher metallicities, we see a convergence toward $[\text{Mg}/\text{Fe}] = 0.5$, which is roughly the IMF-weighted yield of SN ejecta (e.g., Kobayashi et al. 2006). At this point the gas is well mixed and is clearly incompatible with pollution by a single event as evidenced by the large masses required to explain the enhancement.

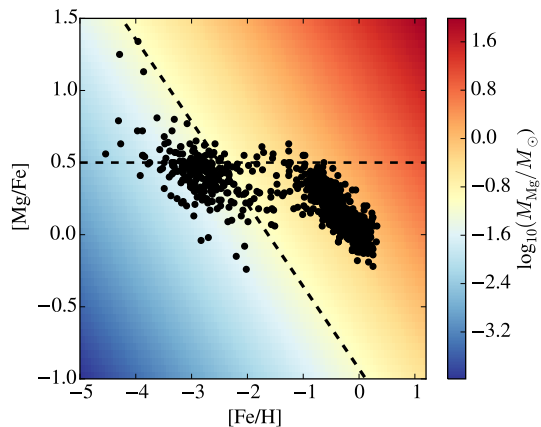


Figure 1. Mg abundance as a function of metallicity for our total star sample. In black dots we show abundance data from Roederer et al. (2014), Reddy et al. (2006), Reddy et al. (2003), Cayrel et al. (2004), Venn et al. (2004), Barklem et al. (2005) and Fulbright et al. (2010). In color is shown the mass of Mg required to explain the abundances if the ejecta is mixed over one cooling mass (see text). The diagonal line represents a Mg mass of $0.1 M_{\odot}$ and the horizontal line represents the IMF and metallicity-weighted yield of SN ejecta.

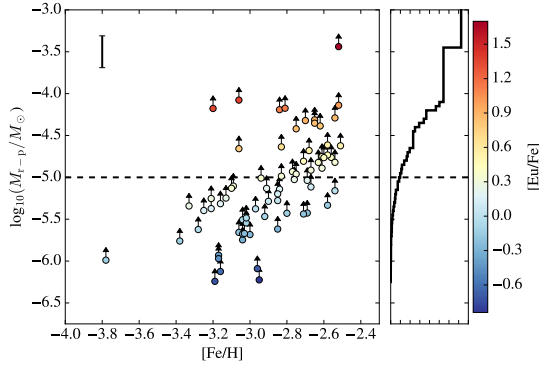


Figure 2. Inferred minimum r -process mass per event as a function of metallicity with a mass-weighted cumulative histogram in projection. Color marks the observed $[\text{Eu}/\text{Fe}]$ for these stars and the size of the average error bar is shown on the top left.

The dearth of stars in the upper-right quadrant can be understood simply. At low metallicities, it is impossible to be polluted by more than the mass of a single event (shown by the horizontal dashed line), while at higher metallicities it is impossible to enrich beyond the yields since mass fraction is an intensive quantity, i.e. the enrichment has saturated to the yields.

Because we wish to constrain the mass per event of r -process material, we do not consider this integrated history and instead focus our attention on metallicities lower than that in which the enriched gas has reached $[\text{Mg}/\text{Fe}]$ abundance ratios close to those given by SN yields.

3. CONSTRAINTS ON r -PROCESS PRODUCTION

3.1. A Strict Lower Limit

With the data set now consisting of only these *single event candidates*, we can begin to ask more probing questions. First, we can do exactly the same exercise that we did for Mg on a so called strong r -process only element, Eu, for the same set of stars. At these low metallicities, heavier elements such as Eu certainly can not have saturated to the yields, as the overall mass production rate of Mg exceeds that of Eu by several orders of magnitude. In addition, because the r -process pattern has been shown to be robust, we can then scale the Eu mass to a total r -process mass demanded by the Eu abundances. This analysis is not highly dependent on the initial ejecta configuration (e.g. spherical ejecta as opposed to tidal tails), as the initial conditions are quickly forgotten and the blast wave always finds a spherical solution before reaching the cooling radius (Montes et al. 2016).

Figure 2 shows the result of this experiment. We find that if the events which caused the Eu enhancement formed the next generation of stars at the cooling mass of the blast wave, these events would correspond to a

total r -process mass of up to $10^{-3.5} M_{\odot}$. We emphasize that each one of these points is a minimum mass per event, and thus represent lower limits. Most of our data are inconsistent with the $10^{-5} M_{\odot}$ per event (shown by the diagonal dashed line) necessary to produce the total r -process content in the Galaxy given an average SN rate of 10^{-2} yr^{-1} . The mass-weighted, cumulative histogram shown in projection on the right can be read as stating that less than 12% of the r -process mass in the galaxy is consistent with having formed in an event that produced $\leq 10^{-5} M_{\odot}$.

3.2. Constraints Based on Mg Mixing

Numerical simulations of SN nucleosynthesis have provided us with roughly the total amount of Mg mass ejected in SNe across a wide range of progenitor masses and metallicities (e.g., Kobayashi et al. 2006). Similar to Fields et al. (2002), with these results we can calculate the *mixing mass* (denoted here as M_{mix}), i.e. the ISM mass over which the Mg must be diluted in order to explain the observed stellar abundances if the subsequent generation of stars were formed by gas which was enriched by a single pollution event,

$$M_{\text{mix}} = 130 \times 10^{-[\text{Mg}/\text{H}]} \left(\frac{M_{\text{Mg}}}{0.1 M_{\odot}} \right) M_{\odot}, \quad (3)$$

where we have used $X_{\text{Mg},\odot} = 7.6 \times 10^{-4}$ and a fiducial SN Mg mass of $0.1 M_{\odot}$. The normalization is not to be taken at face value since the galaxy is well mixed in α elements at $[\text{Mg}/\text{H}] = 0$. Figure 3 shows our reduced sample, now in color showing M_{mix} for a fiducial SN Mg mass of $0.1 M_{\odot}$. We can then make the *ansatz* that the source of the Mg is the same as that of both Eu and Sr. Sr, unlike Eu, is thought to be synthesized in the weak r -process, i.e. in a region of lower neutron to seed ratio. If these elements are coming from the same astrophysical site, this mixing mass should be the same for Eu and Sr as for Mg, allowing us to infer a total r -process mass per event. We convert from an elemental mass to total r -process mass by scaling the relative abundances to match the solar values, i.e.

$$M_{r-p} = X_{r-p,\odot} \times 10^{[\text{Eu}/\text{H}]} M_{\text{mix}}, \quad (4)$$

for the strong r -process elements, and

$$M_{r-p}^w = X_{r-p,\odot}^w \times 10^{[\text{Sr}/\text{H}]} M_{\text{mix}}, \quad (5)$$

for the weak elements, where we use $X_{r-p,\odot} = 2 \times 10^{-7}$ and $X_{r-p,\odot}^w = 0.1 \times X_{r-p,\odot}$ is the fraction of total r -process mass in the weak component.

Mixing is element-agnostic, so we can test the consequences of this hypothesis and answer the question of r -process production required by SN in order to explain the observed abundances at low metallicities. Figure 4 shows the results. For Sr, a weak r -process element,

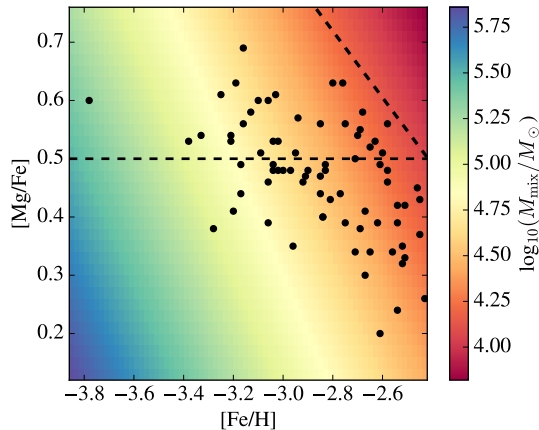


Figure 3. Same as Fig.1, but now showing in color the amount of mass with which our fiducial Mg mass of $0.1 M_{\odot}$ would need to mixed in order to explain the observed stellar abundances for our reduced sample. As metallicity increases and the ISM converges towards the yields, the amount of ISM over which ejecta is enriching decreases.

the total r -process mass inferred from the requirement of originating from the same source as Mg is on average $\sim 10^{-6} M_{\odot}$, which is in agreement with the total mass production rate of weak r -process elements in the galaxy given a rate of 10^{-2} yr^{-1} .

However, demanding that Eu traces the Mg results in total r -process masses well above $10^{-5} M_{\odot}$. This serves as a proof by contradiction: requiring that the channel providing Mg enrichment in the early universe is the same as that which provides Eu would drastically overproduce the total r -process mass in the galaxy today.

We note that M_{mix} should be inversely proportional to the rate of injection, i.e. that rarer events will be spread out further in distance as well as time, and will thus dilute further between events, e.g. through turbulent diffusion. In this way, this experiment implies another lower limit on M_{rp} . Any event which is rarer implies a mass per event larger than seen in Figure 4, and any event with higher rates would overproduce the galactic r -process even more drastically.

4. DISCUSSION

By looking at metal-poor stars in the MW we are able to place strong constraints on the mass per event and hence rate of the events which have enriched them in r -process elements. As seen in Figure 2, at least 90% of the total r -process mass in the galaxy must have been synthesized in events that output $> 10^{-5} M_{\odot}$ of r -process material, translating to a rate of $< 10^{-2} \text{ yr}^{-1}$ in order to match the total r -process synthesis rate in the MW of $10^{-7} M_{\odot} \text{ yr}^{-1}$ (Cowan & Thielemann 2004; Sneden et al. 2008). This shows that even under the most conservative assumptions core-collapse SNe are in-

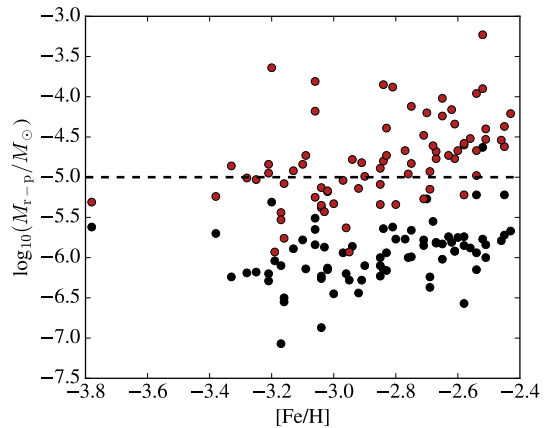


Figure 4. Total r -process mass per event required to explain the stellar abundances assuming it mixes over the same mass as the Mg as a function of metallicity. Limits for Eu are shown as *red* symbols while *black* symbols show the limits for Sr.

consistent with being the dominant progenitor of strong r -process elements in the early universe given their frequency. This analysis is in agreement with several recent arguments, as it is only in the past few years that we have been able to break the degeneracy between rate and mass per event amongst the leading theories by looking further into the history of the galaxy (e.g., Shen et al. 2015; Ji et al. 2016a). In addition, we have used a fiducial density of 10^2 cm^{-3} in our calculation of M_{cool} , whereas NSM are likely to occur in regions of lower density if they receive a kick from the SNe that created the pair (e.g., Belczynski et al. 2006; Kelley et al. 2010). From Equation (1), lowering the ambient density by a factor of 100 increases the mass per event by a factor of 4, implying an r -process mass of $\gtrsim 10^{-3} M_{\odot}$ per event.

Beniamini et al. (2016) have recently performed a similar analysis using ultra-faint dwarf galaxies (UFDs), assuming a gas mass for the galaxy and calculating the Eu (and hence total r -process) mass required to explain the observed stellar abundances. Their result is in agreement with ours, i.e. they find that the Eu mass per event is inconsistent with enrichment from typical core-collapse SNe given their rate, which naturally extends itself to MW stars assuming the dominant mechanism is the same in both galaxy types. This assumes the ejecta is well mixed throughout the UFD gas, an assumption which we also require at the cooling mass scale, though this is well justified as SN remnants show efficient mixing well before the cooling mass is reached (Lopez et al. 2011). Though inhomogeneous mixing may take place at larger scales, this will not re-concentrate a given element. However, our analysis demands an even more conservative lower limit on the r -process mass per event, as our cooling masses are well below the fiducial $10^5 M_{\odot}$ UFD gas mass.

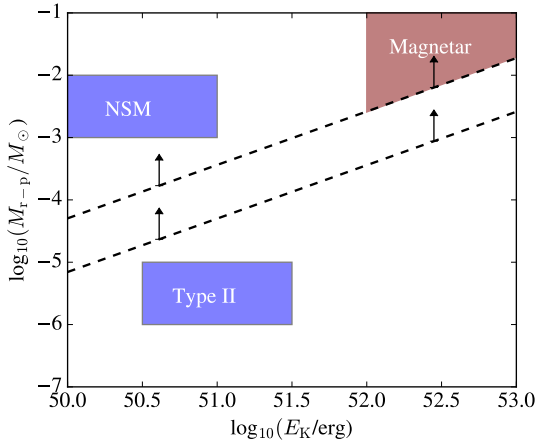


Figure 5. Inferred lower limit on r -process ejecta mass based on M_{cool} from Section 3. The dashed lines represent the 100 % and 50% values for the mass-weighted cumulative histogram as seen in Figure 2. This argument rules out Type II SNe (purple region denotes the range of current theoretical estimates) as the dominant contributor to the r -process mass budget at low metallicities, and puts constraints on the ejecta mass required in scenarios involving magnetars (maroon region).

Through independent means we are able to look at both the weak and strong r -process elements and calculate the total r -process mass implied by assuming that the source which provided them also generated $0.1 M_{\odot}$ of Mg and scaling the r -process elements to solar abundances. We find that the implied mass per event for strong (Eu) production in most of our stars is $\gtrsim 10^{-5} M_{\odot}$ and up to $\approx 10^{-3} M_{\odot}$, whereas the majority of weak (Sr) production is consistent with a mass per event of $\lesssim 10^{-5} M_{\odot}$.

This implies that SNe are consistent with being the dominant source of weak r -process elements in the early universe (Surman et al. 2014), and by extension that there may be two sources of r -process production, consistent with recent findings by Ji et al. (2016b). This argument does not rule out SNe with yields different from typical core-collapse, but any less common supernova must have either a Mg mass greater than $0.1 M_{\odot}$ (to increase the mixing mass) with a rate low enough to not

overproduce the total Mg in the galaxy, or a Mg mass much less than $0.1 M_{\odot}$ in order to decouple the Eu production from the Mg.

The two remaining candidates for the genesis of r -process elements which do not violate these constraints are NSMs (e.g., Lattimer & Schramm 1974; Rosswog et al. 1999; Metzger et al. 2010; Roberts et al. 2011; Barnes & Kasen 2013; Bauswein et al. 2013; Grossman et al. 2014; Ramirez-Ruiz et al. 2015) as well as jet-driven supernovae (e.g., Winteler et al. 2012; Nishimura et al. 2015), both of which are thought to occur less frequently and with larger mass per event, in concordance with this analysis. While we are not able to distinguish between these two, we may be able to place requirements on each scenario by varying the energy of the explosion which provided the enrichment.

Figure 5 shows how the constraints implied by our cooling mass argument change by varying the energy of the explosion. While we find that SNe are incompatible with any reasonable explosion energy, the energy implied by the spin down of a magnetar in a jet-driven SNe (e.g., Metzger et al. 2015) places lower limits on the mass per event of between $> 10^{-3}$ and $> 10^{-2} M_{\odot}$. Although the data are not yet able to discern between these models, they demand a large mass per event and rate much lower than that of typical type II SNe (based on our cooling mass argument), as well as a Mg mass much greater than $0.1 M_{\odot}$ if the Mg is at all coupled to the Eu (based on our mixing mass argument).

We thank R. Cooke, D. Kasen, E. Kirby, G. Montes and S. Shen for insightful discussions and acknowledge financial support from the Packard Foundation, NSF (AST0847563), UCMEXUS (CN-12-578). PM gratefully acknowledges support from the NSF Graduate Research Fellowship and the Eugene Cota-Robles Graduate Fellowship.

REFERENCES

- Arnone, E., Ryan, S. G., Argast, D., Norris, J. E., & Beers, T. C. 2005, *A&A*, 430, 507
- Barklem, P. S., Christlieb, N., Beers, T. C., et al. 2005, *A&A*, 439, 129
- Barnes, J., & Kasen, D. 2013, *ApJ*, 775, 18
- Bauswein, A., Goriely, S., & Janka, H.-T. 2013, *ApJ*, 773, 78
- Belczynski, K., Perna, R., Bulik, T., et al. 2006, *ApJ*, 648, 1110
- Beniamini, P., Hotokezaka, K., & Piran, T. 2016, *ArXiv e-prints*, arXiv:1608.08650
- Burbidge, E. M., Burbidge, G. R., Fowler, W. A., & Hoyle, F. 1957, *Rev. Mod. Phys.*, 29, 547
- Cameron, A. G. W. 1957, *PASP*, 69, 201
- Cayrel, R., Depagne, E., Spite, M., et al. 2004, *A&A*, 416, 1117
- Cioffi, D. F., McKee, C. F., & Bertschinger, E. 1988, *ApJ*, 334, 252
- Cowan, J. J., & Thielemann, F.-K. 2004, *Physics Today*, 57, 47
- Fields, B. D., Truran, J. W., & Cowan, J. J. 2002, *ApJ*, 575, 845
- Fulbright, J. P., Wyse, R. F. G., Ruchti, G. R., et al. 2010, *ApJL*, 724, L104
- Greif, T. H., Glover, S. C. O., Bromm, V., & Klessen, R. S. 2009, *MNRAS*, 392, 1381
- Grossman, D., Korobkin, O., Rosswog, S., & Piran, T. 2014, *MNRAS*, 439, 757

- Ji, A. P., Frebel, A., Chiti, A., & Simon, J. D. 2016a, *Nature*, 531, 610
- Ji, A. P., Frebel, A., Simon, J. D., & Chiti, A. 2016b, *ArXiv e-prints*, arXiv:1607.07447
- Kelley, L. Z., Ramirez-Ruiz, E., Zemp, M., Diemand, J., & Mandel, I. 2010, *ApJL*, 725, L91
- Kobayashi, C., Umeda, H., Nomoto, K., Tominaga, N., & Ohkubo, T. 2006, *ApJ*, 653, 1145
- Lattimer, J. M., & Schramm, D. N. 1974, *ApJL*, 192, L145
- Lopez, L. A., Ramirez-Ruiz, E., Huppenkothen, D., Badenes, C., & Pooley, D. A. 2011, *ApJ*, 732, 114
- Martizzi, D., Faucher-Giguère, C.-A., & Quataert, E. 2015, *MNRAS*, 450, 504
- Metzger, B. D., Margalit, B., Kasen, D., & Quataert, E. 2015, *MNRAS*, 454, 3311
- Metzger, B. D., Martínez-Pinedo, G., Darbha, S., et al. 2010, *MNRAS*, 406, 2650
- Montes, G., Ramirez-Ruiz, E., Naiman, J., Shen, S., & Lee, W. H. 2016, *ArXiv e-prints*, arXiv:1601.05808
- Nishimura, N., Takiwaki, T., & Thielemann, F.-K. 2015, *ApJ*, 810, 109
- Nomoto, K., Tominaga, N., Umeda, H., Kobayashi, C., & Maeda, K. 2006, *Nuclear Physics A*, 777, 424
- Ramirez-Ruiz, E., Trenti, M., MacLeod, M., et al. 2015, *ApJL*, 802, L22
- Reddy, B. E., Lambert, D. L., & Allende Prieto, C. 2006, *MNRAS*, 367, 1329
- Reddy, B. E., Tomkin, J., Lambert, D. L., & Allende Prieto, C. 2003, *MNRAS*, 340, 304
- Roberts, L. F., Kasen, D., Lee, W. H., & Ramirez-Ruiz, E. 2011, *ApJL*, 736, L21
- Roederer, I. U., Preston, G. W., Thompson, I. B., et al. 2014, *AJ*, 147, 136
- Rosswog, S., Liebendörfer, M., Thielemann, F.-K., et al. 1999, *A&A*, 341, 499
- Shen, S., Cooke, R. J., Ramirez-Ruiz, E., et al. 2015, *ApJ*, 807, 115
- Snedden, C., Cowan, J. J., & Gallino, R. 2008, *ARA&A*, 46, 241
- Surman, R., Mumpower, M., Sinclair, R., et al. 2014, *AIP Advances*, 4, doi:http://dx.doi.org/10.1063/1.4867191
- Thornton, K., Gaudlitz, M., Janka, H.-T., & Steinmetz, M. 1998, *ApJ*, 500, 95
- van de Voort, F., Quataert, E., Hopkins, P. F., Kereš, D., & Faucher-Giguère, C.-A. 2015, *MNRAS*, 447, 140
- Venn, K. A., Irwin, M., Shetrone, M. D., et al. 2004, *AJ*, 128, 1177
- Winteler, C., Käppeli, R., Perego, A., et al. 2012, *ApJL*, 750, L22
- Woosley, S. E., & Weaver, T. A. 1995, *ApJS*, 101, 181
- Woosley, S. E., Wilson, J. R., Mathews, G. J., Hoffman, R. D., & Meyer, B. S. 1994, *ApJ*, 433, 229